

# 2016-17 IUPUI JAGUARS BASKETBALL



## SCHEDULE/RESULTS

(7-11, 1-3 SUMMIT)

Date	Opponent	Result/Time
Nov. 4	#St. Joseph's College	W, 87-74
Nov. 11	at Eastern Kentucky	L, 87-97
Nov. 13	^at Michigan	L, 65-77
Nov. 18	^Howard	W, 77-55
Nov. 19	^Eastern Michigan	W, 83-71
Nov. 22	^at Marquette	L, 79-104
Nov. 26	at SIUE	L, 58-61
Nov. 30	at Illinois State	L, 63-77
Dec. 3	at Ball State	W, 73-62
Dec. 6	at Illinois	L, 77-85
Dec. 10	at Miami (Ohio)	L, 68-71
Dec. 12	Urbana	W, 109-67
Dec. 17	at Southern Utah	W, 101-81
Dec. 20	at Northwestern	L, 65-87
Dec. 28	Marian	W, 81-60
Dec. 31	*Western Illinois	W, 89-71
Jan. 5	*at North Dakota State	L, 89-93
Jan. 7	*at South Dakota	L, 74-85
Jan. 11	*Omaha	L, 71-79
Jan. 14	*at Oral Roberts	4:00 pm
Jan. 18	*South Dakota State	7:00 pm
Jan. 21	*Denver	1:00 pm
Jan. 25	*at Fort Wayne	7:30 pm
Jan. 28	*at Western Illinois	8:00 pm
Feb. 1	*North Dakota State	7:00 pm
Feb. 8	*at Omaha	8:00 pm
Feb. 11	*Oral Roberts	7:00 pm
Feb. 15	*at South Dakota State	8:00 pm
Feb. 19	*at Denver	3:00 pm
Feb. 23	*Fort Wayne	7:00 pm
Feb. 25	*South Dakota	7:00 pm
Mar. 4-5	Summit League Quarters	tba
Mar. 6	Summit League Semis	tba
Mar. 7	Summit League Finals	tba

# denotes exhibition  
 ^ part of 2K Classic (campus sites)  
 \* denotes Summit League games  
 & denotes Summit League Tournament games

## MEDIA COVERAGE

**TV:** ESPN3  
**Video Stream:** ESPN3  
**Radio:** 97.5 FM Fox Sports; iHeartRadio  
 Morgan Adcock (pxp)  
**Live Stats:** IUPUIJags.com  
**Twitter:** @IUPUIJaguars / @IUPUIMensBball

## MBB CONTACT

**Ed Holdaway - IUPUI Assistant AD**  
**Email:** eholdawa@iupui.edu  
**Twitter:** @EdHoldaway  
**Cell:** 317-908-2645

## '03 NCAA TOURNAMENT, 2010 CBI

ORAL ROBERTS (5-13, 1-3) vs.

IUPUI (7-11, 1-3)

Saturday, Jan. 14, 2017 - 3:00 p.m. Central (4 Eastern) - Tulsa, Okla. / Mabee Center (10,575)

## ABOUT THE SERIES



**All-Time Record:** Oral Roberts leads 27-12

**Last Meeting:** Feb. 11, 2016 - Oral Roberts 77, IUPUI 56 (Tulsa, Okla.)

**Streak:** ORU has won 10

**Gardner vs. Foe:** 0-5

## THE JAGUARS



### PROBABLE STARTERS (based on last game)

No.	Name	Yr.	Pos.	Ht.	Hometown	PPG	RPG	APG	FG%	3FG%	FT%
0	Darell Combs	Sr.	G	6-2	Chicago, Ill.	17.8	2.0	2.9	.421	.371	.763
5	Kellon Thomas	Sr.	G	5-11	Indianapolis, Ind.	8.6	2.3	3.1	.322	.333	.889
15	Matt O'Leary	Sr.	F	6-8	Terre Haute, Ind.	14.6	6.6	2.6	.525	.444	.776
22	D.J. McCall	So.	G	6-6	Fort Wayne, Ind.	4.7	5.6	1.4	.415	.143	.577
24	Evan Hall	So.	F	6-7	Hindman, Ky.	8.0	5.8	0.7	.582	---	.462
OFF THE BENCH											
1	T.J. Henderson	So.	G	6-0	Indianapolis, Ind.	5.3	1.7	1.6	.455	.421	.769
11	Josh James	Sr.	F/C	6-9	Cedar Lake, Ind.	2.2	2.4	0.1	.483	---	.786
12	Chad Hudson	Fr.	G	5-11	Jeffersonville, Ind.	0.4	0.4	0.3	.250	.333	.000
20	Grant Sinn	So.	G	6-2	Spencerville, Ind.	0.6	0.2	0.0	.167	.167	---
25	Ron Patterson	Jr.	G	6-2	Indianapolis, Ind.	8.6	2.2	1.9	.424	.382	.692
33	Giovanni Fraser	Fr.	F	6-8	Coral Springs, Fla.	1.3	1.2	0.0	.429	---	.333
35	Noah Thomas	R-Fr.	F/C	6-9	Whitestown, Ind.	1.0	0.8	0.0	.200	.000	.750
45	Aaron Brennan	Jr.	F	6-6	Noblesville, Ind.	6.9	2.9	0.9	.500	.375	.800

## QUICK HITTERS

- IUPUI hasn't beaten Oral Roberts since March 2010 and hasn't won in Tulsa since February 2004, dropping 10 straight road games. The Jags have also dropped 10 straight overall in the series.
- IUPUI capped the non-conference slate at 6-8 overall - the six wins were the most in non-conference play since the 2011-12 squad went 7-7 to start the year. That team closed the non-conference schedule with four straight wins including over Western Kentucky, Ball State and Valparaiso.
- Before Christmas, IUPUI posted back-to-back 100-point games for the first time since January 1995. They are the first 100-point games in Head Coach **Jason Gardner's** three years with the program.
- IUPUI won the Indianapolis Subregional of the 2K Classic, capturing home wins over Howard (77-55) and Eastern Michigan (83-71). Junior **Ron Patterson** was named Subregional MVP (16.0 ppg, 9-of-17 3's).
- This marks the 45th season of IUPUI basketball and the 19th the Jaguars have competed at the NCAA Division I level. IUPUI won the program's 250th game at the D1 level against Urbana on Dec. 12.
- Head Coach **Jason Gardner** is the eighth head coach in the history of the program and is in his third year at the helm. The former Indiana Mr. Basketball and Arizona-star enters today with an 30-50 career record (16-19 in the Summit).
- IUPUI was picked 5th in The Summit according to the preseason polls, including one of the 32 first-place votes. The Jags trailed Omaha by 21 points, but easily cleared Oral Roberts by 132 points.
- Senior guard **Darell Combs** was voted preseason First Team All-Summit League by the league's coaches after being picked to the league's All-Newcomer Team and 2nd Team All-League in 2016. Combs averaged a team-high 16.3 points and made 58 threes last year after sitting the previous season as a transfer. He closed his junior year with back-to-back 30+ scoring games, becoming the first IUPUI player to do so since **George Hill** in January 2008.
- Determined to rebuild the program with Indiana kids, Gardner has stayed true to his word as 13 of the team's 17 players hail from the Hoosier State this season. Five (**T.J. Henderson**, **Anthony Jones**, **Ron Patterson**, **Nick Rogers** and **Kellon Thomas**) are from Indianapolis.
- IUPUI will continue to rely heavily on the transfer market this year as four of the Jags' starters (Combs, Patterson, K. Thomas & **Matt O'Leary**) came to IUPUI via transfer.

## 2016-17 ROSTER

### NUMERIC ROSTER

##	Name	Pos.	Ht.	Wt.	Yr.	Hometown/High School (Previous)
0	Darell Combs	G	6-2	195	Sr.	Chicago, Ill./Thornwood (Eastern Michigan)
1	T.J. Henderson	G	6-0	160	So.	Indianapolis, Ind./Scecina
2	Anthony Jones^	G	6-5	210	Fr.	Indianapolis, Ind./Speedway
5	Kellon Thomas	G	5-11	190	Gr.	Indianapolis, Ind./Southport (Kent State)
10	Nick Rogers #	G	6-1	170	So.	Indianapolis, Ind./Traders Point Academy (Toledo)
11	Josh James	F/C	6-9	225	Sr.	Cedar Lake, Ind./Andrean/Quakerdale [Iowa] Prep
12	Chad Hudson	G	5-11	175	Fr.	Jeffersonville, Ind./Don Bosco Prep
15	Matt O'Leary	F	6-8	225	Sr.	Terre Haute, Ind./Terre Haute North Vigo (Loyola)
20	Grant Sinn	G	6-2	180	So.	Spencerville, Ind./Fort Wayne Canterbury (North Park)
22	D.J. McCall	G	6-6	190	So.	Fort Wayne, Ind./Concordia Lutheran
24	Evan Hall	F	6-7	200	So.	Hindman, Ky./Knott County Central
25	Ron Patterson	G	6-2	200	Jr.	Indianapolis, Ind./Broad Ripple (Syracuse)
32	Elyjah Goss^	F	6-7	190	Fr.	Bolingbrook, Ill./Plainfield East
33	Giovanni Fraser	F	6-8	235	Fr.	Coral Springs, Fla./Coral Springs Charter
35	Noah Thomas	F/C	6-9	235	R-Fr.	Whitestown, Ind./Bridgton [Maine] Academy
40	Evan Borgman^	F	6-9	205	Fr.	Batesville, Ind./Jac-Cen-Del
45	Aaron Brennan	F	6-6	225	Jr.	Noblesville, Ind./Guerin Catholic

# will sit out the 2016-17 season as a Division I transfer; ^ expected to redshirt the 2016-17 season

### COACHING STAFF

<p><b>Head Coach:</b> Jason Gardner</p> <p><b>Alma Mater:</b> Arizona, '11</p> <p><b>Career Record:</b> (30-51; 3rd season)</p> <p><b>IUPUI Record:</b> (30-51; 3rd season)</p> <p><b>Summit Record:</b> (16-20; 3rd season)</p> <p><b>Associate Head Coach:</b> Matt Crenshaw</p> <p><b>Alma Mater:</b> IUPUI, 04</p> <p><b>Assistant Coach:</b> Scott Gillespie</p> <p><b>Alma Mater:</b> Ripon College, '11</p> <p><b>Assistant Coach:</b> Roy Hairston</p> <p><b>Alma Mater:</b> Purdue, '97</p> <p><b>Senior Advisor:</b> Andy Fagan</p> <p><b>Alma Mater:</b> Indiana, '01</p> <p><b>Strength Coach:</b> Jason Quarles</p> <p><b>Alma Mater:</b> IUPUI, '12</p> <p><b>Athletic Trainer:</b> Emily Nibelink</p> <p><b>Alma Mater:</b> Kansas, '05</p>	
---------------------------------------------------------------------------------------------------------------------------------------------------------------------------------------------------------------------------------------------------------------------------------------------------------------------------------------------------------------------------------------------------------------------------------------------------------------------------------------------------------------------------------------------------------------------------------------------------------------------------------------------------------------------------------------------------------------------------------------------------------------	--

### PRONUNCIATION GUIDE

**DARELL** Combs (duh-RELL)

## RADIO / TV ROSTER



**#0 - DARELL COMBS**  
6-2 // Sr. // G  
Chicago, Ill.




**#1 - T.J. HENDERSON**  
6-0 // So. // G  
Indianapolis, Ind.




**#2 - ANTHONY JONES**  
6-5 // Fr. // G  
Indianapolis, Ind.




**#5 - KELLON THOMAS**  
5-11 // Gr. // G  
Indianapolis, Ind.



**#10 - NICK ROGERS**  
6-1 // So. // G  
Indianapolis, Ind.



**#11 - JOSH JAMES**  
6-9 // Sr. // F/C  
Cedar Lake, Ind.



**#12 - CHAD HUDSON**  
5-11 // Fr. // G  
Jeffersonville, Ind.




**#15 - MATT O'LEARY**  
6-8 // Sr. // F  
Terre Haute, Ind.



**#20 - GRANT SINN**  
6-2 // So. // G  
Spencerville, Ind.



**#22 - D.J. McCALL**  
6-6 // So. // G  
Fort Wayne, Ind.



**#24 - EVAN HALL**  
6-7 // So. // F  
Hindman, Ky.



**#25 - RON PATTERSON**  
6-2 // Jr. // G  
Indianapolis, Ind.



**#32 - ELYJAH GOSS**  
6-7 // Fr. // F  
Bolingbrook, Ill.



**#33 - GIOVANNI FRASER**  
6-8 // Fr. // F  
Coral Springs, Fla.



**#35 - NOAH THOMAS**  
6-9 // R-Fr. // F/C  
Whitestown, Ind.



**#40 - EVAN BORGMAN**  
6-9 // Fr. // F  
Batesville, Ind.



**#45 - AARON BRENNAN**  
6-6 // Jr. // F  
Noblesville, Ind.



**JASON GARDNER**  
Head Coach  
3rd season

**POLLS**

**THE SUMMIT LEAGUE**

**ASSOCIATED PRESS**

**COACHES**

**SUMMIT STANDINGS**

**IUPUI IN SUMMIT STATS**

Week 10 (Jan. 9)		Week 10 (Jan. 9)	
Rank	Team (1st)	Rank	Team (1st)
1	Baylor (55)	1	Baylor (22)
2	Kansas (8)	2	Kansas (9)
3	Villanova (1)	3	Villanova (1)
4	UCLA (1)	4	UCLA
5	Gonzaga	5	Gonzaga
6	Kentucky	6	Kentucky
7	Duke	7	Duke
8	Creighton	8	Creighton
9	Florida State	9	West Virginia
10	West Virginia	10	Florida State
11	North Carolina	11	Oregon
12	Butler	12	North Carolina
13	Oregon	13	Butler
14	Louisville	14	Xavier
15	Xavier	15	Louisville
16	Arizona	16	Arizona
17	Purdue	17	Wisconsin
18	Wisconsin	18	Virginia
19	Virginia	19	Purdue
20	Notre Dame	20	Notre Dame
21	Saint Mary's	21	Saint Mary's
22	Cincinnati	22	Cincinnati
23	Florida	23	Florida
24	Minnesota	24	Minnesota
25	USC	25	USC
25	Kansas State		

**Others Receiving Votes:**  
 Seton Hall 11, South Carolina 7, Iowa State 7, Indiana 6, Virginia Tech 6, Maryland 5, SMU 5, Clemson 4, UNC Wilmington 3, VCU 3, Wichita St. 2, Dayton 2, Nevada 2

**Others Receiving Votes:**  
 South Carolina 18, Kansas State 15, Indiana 15, UNC Wilmington 12, New Mexico State 10, California 7, Virginia Tech 5, SMU 4, Maryland 4, Clemson 4, Seton Hall 3, Wichita St. 2, Iowa State 2, Northwestern 2, Dayton 1, Miami 1, Oakland 1

**MID-MAJOR TOP 25**

Week 10 (Jan. 9)					
Rk	Team (1st)	Record	Pts.	Prev.	Conf.
1.	Gonzaga (31)	15-0	775	1	West Coast
2.	Wichita State	14-3	730	3	Missouri Valley
3.	Saint Mary's	14-1	713	4	West Coast
4.	UNCW	15-2	673	5	Colonial
5.	UT Arlington	12-4	601	2	Sun Belt
6.	Oakland	14-3	588	10	Horizon
7.	New Mexico State	15-2	511	8	Western Athletic
8.	Fort Wayne	13-4	491	9	Summit
9.	ETSU	12-3	485	11	Southern
10.	Chattanooga	12-4	483	7	Southern
11.	Akron	12-3	469	14	Mid-American
12.	Illinois State	12-4	466	16	Missouri Valley
13.	Valparaiso	12-4	397	6	Horizon
14.	Monmouth	12-5	362	12	Metro Atlantic
15.	Ohio	10-3	345	15	Mid-American
16.	UL Lafayette	12-4	325	18	Sun Belt
17.	Charleston	13-4	294	19	Colonial
18.	Arkansas State	11-5	237	17	Sun Belt
19.	BYU	12-5	182	13	West Coast
20.	Belmont	9-4	178	24	Ohio Valley
21.	Florida Gulf Coast	12-5	153	22	Atlantic Sun
22.	Tennessee State	11-5	121	20	Ohio Valley
23.	Northeastern	11-5	115	NR	Colonial
24.	Bucknell	12-5	50	NR	Patriot
25.	Vermont	12-5	45	NR	America East

Team	Overall (Pct.)	Sum. (Pct.)
North Dakota St. ....	12-5 (.706)	4-0 (1.000)
Fort Wayne.....	14-4 (.778)	3-1 (.750)
South Dakota .....	12-8 (.600)	3-2 (.600)
Western Illinois.....	6-10 (.375)	3-2 (.600)
Denver .....	10-7 (.588)	2-2 (.500)
Omaha .....	9-9 (.500)	2-3 (.400)
<b>IUPUI.....</b>	<b>7-11 (.389)</b>	<b>1-3 (.250)</b>
Oral Roberts .....	5-13 (.278)	1-3 (.250)
South Dakota St. ....	8-12 (.400)	1-4 (.200)

**UPCOMING SCHEDULE**

Date	Game	Time
1/14	*Fort Wayne at South Dakota	2 pm
	*IUPUI at Oral Roberts	4 pm
	*North Dakota St. at Denver	6 pm
	*Western Illinois at Omaha	8 pm
1/18	*South Dakota St. at IUPUI	7 pm
	*Denver at Omaha	8 pm
	*South Dakota at Oral Roberts	8 pm
1/19	*Fort Wayne at North Dakota St.	8 pm
1/21	*Denver at IUPUI	1 pm
	*North Dakota St. at Western Illinois	3 pm
	*Omaha at Oral Roberts	4 pm
	*Fort Wayne at South Dakota St.	5:30 pm
1/25	*IUPUI at Fort Wayne	7:30 pm
	*Western Illinois at South Dakota	8 pm
	*Oral Roberts at North Dakota St.	8 pm
	*South Dakota St. at Denver	9 pm
1/28	*Fort Wayne at Oral Roberts	4 pm
	*Denver at South Dakota	4:15 pm
	*IUPUI at Western Illinois	8 pm
	*South Dakota St. at Omaha	8 pm
1/31	*Denver at Oral Roberts	8 pm
2/1	*North Dakota St. at IUPUI	7 pm
	*Western Illinois at South Dakota St.	8 pm
	*South Dakota at Omaha	8 pm
2/4	*South Dakota at North Dakota St.	3 pm
	*Fort Wayne at Denver	5 pm
	*Oral Roberts at South Dakota St.	8 pm
	*Omaha at Western Illinois	8 pm
2/8	*South Dakota at Fort Wayne	7 pm
	*IUPUI at Omaha	8 pm
	*Western Illinois at Oral Roberts	8 pm
	*S. Dakota St. at N. Dakota St.	9 pm
2/11	*South Dakota St. at South Dakota	2 pm
	*Denver at North Dakota State	3 pm
	*Oral Roberts at IUPUI	7 pm
	*Omaha at Fort Wayne	7 pm
2/14	*Denver at Western Illinois	8 pm

Category	Summit [Nat Rk.]	Stat
Scoring .....	3rd.....	78.7 ppg
Scoring Defense.....	5th.....	76.7 ppg
Scoring Margin.....	4th.....	+2.0 ppg
Free Throw % .....	8th.....	69.1%
Field Goal % .....	4th.....	44.9%
Field Goal % Def.....	7th.....	44.6%
3Pt Field Goal %.....	4th.....	38.6%
3Pt Field Goal % Def.....	2nd.....	34.8%
Rebounding Offense .....	4th.....	36.4 rpg
Rebounding Defense .....	5th.....	35.7 rpg
Rebounding Margin .....	4th.....	+0.7 rpg
Blocked Shots .....	6th.....	2.6 bpg
Assists .....	2nd.....	15.5 apg
Steals .....	5th.....	6.1 spg
Turnover Margin.....	4th.....	+0.2 to/gm
Assist/TO Ratio.....	1st.....	1.2 a/to
Offensive Rebounds.....	2nd.....	11.5 rpg
Defensive Rebounds.....	9th.....	24.9 rpg
Defensive Reb. Pct .....	6th.....	70.9%
Offensive Reb. Pct .....	2nd.....	31.2%
3Pt Field Goals Made.....	4th.....	8.8 3's/gm
Home Attendance.....	8th.....	965/gm

Player	Summit [Natl Rk.]	Stat
<b>Darell Combs</b>		
Scoring	4th	18.1 ppg
Assists	t-8th	3.0 apg
3FG Made	8th	2.2/game
Assist/TO Ratio	10th	1.2 a/to
FT Percentage	10th	79.2%

Player	Summit [Natl Rk.]	Stat
<b>Evan Hall</b>		
Off. Rebounding	t-2nd	2.5 rpg
Blocked Shots	t-7th	0.9 bpg
Rebounding	t-12th	5.5 rpg

Player	Summit [Natl Rk.]	Stat
<b>D.J. McCall</b>		
Off. Rebounding	7th	2.1 rpg
Rebounding	t-12th	5.5 rpg

Player	Summit [Natl Rk.]	Stat
<b>Matt O'Leary</b>		
Def. Rebounding	4th	5.7 rpg
FG Percentage	5th	52.6%
3FG Percentage	5th	46.8%
Rebounding	7th	6.6 rpg
3FG Made	10th	2.1/game
Scoring	11th	14.8 ppg
FT Percentage	12th	77.8%
Assists	12th	2.7 apg
Blocked Shots	t-13th	0.6 bpg

Player	Summit [Natl Rk.]	Stat
<b>Ron Patterson</b>		
Steals	t-12th	1.2 spg
3FG Made	13th	1.9/game
3FG Percentage	14th	38.6%

Player	Summit [Natl Rk.]	Stat
<b>Kellon Thomas</b>		
FT Percentage	1st	90.7%
Assist-to-Turnover	6th	2.0 a/to
Assists	t-9th	3.0 apg

vs. Oral Roberts (12-27)

Date	Loc	Score	Res.
12-5-98	H	68-78	L
2-4-99	A	71-78	L
2-10-00	H	74-72	W
2-21-00	A	59-56	W
1-18-01	A	78-72	W
2-3-01	H	88-69	W
1-10-02	A	76-85	L
2-9-02	H	71-88	L
3-4-02	N	58-53	W
1-16-03	A	63-66	L
2-15-03	H	76-65	W
1-24-04	H	108-105	W
2-5-04	A	104-96	W
1-27-05	A	72-86	L
2-28-05	H	72-79	L
3-7-05	N	69-80	L
1-14-06	A	76-86	L
2-11-06	H	80-75	W
1-27-07	A	66-77	L
2-22-07	H	73-83	L
3-5-07	N	54-75	L
1-17-08	A	63-64	L
2-16-08	H	69-66	W
3-11-08	N	64-71	L
1-15-09	H	58-67	L
2-14-09	A	60-71	L
1-14-10	H	90-87	W
2-13-10	A	60-61	L
3-8-10	N	69-65	W
12-4-10	H	61-63	L
2-24-11	A	74-92	L
3-7-11	N	77-83	L
1-14-12	H	71-81	L
2-9-12	A	74-76!	L
1-7-15	A	61-69!	L
2-5-15	H	68-78	L
3-8-15	N	56-58	L
1-14-16	H	71-80	L
2-11-16	A	56-77	L

in Tulsa: 3-13  
in Indianapolis: 7-9  
neutral: 2-5

STATISTICAL COMPARISON

IUPUI	Category	ORU
7-11	Record	5-13
1-3	Conf. Record	1-3
236	RPI	214
78.3	Scoring Off.	73.4
76.8	Scoring Def.	79.1
+1.4	Scoring Margin	-5.7
.446	FG%	.437
.448	FG% Def.	.463
.380	3FG%	.364
.347	3FG% Def.	.399
.687	FT%	.742
36.8	Reb. Average	35.0
35.9	Opp. Reb. Average	37.2
+0.9	Rebound Margin	-2.2
11.9	Offensive Reb.	10.0
24.9	Defensive Reb.	25.0
15.3	Assists Avg.	14.7
13.4	TO Avg.	12.7
13.5	Opp. TO	12.5
+0.1	TO Margin	-0.2
6.1	Steals Avg.	5.5
2.7	Blocks Avg.	2.4
8.6	3FG Made	7.3

PROJECTED ORAL ROBERTS STARTERS

#	Pos	Name	Ht.	Cl.	PPG	RPG	APG	FG	3FG	FT
1	G	Kris Martin	6-6	So.	14.3	3.5	2.3	.434	.427	.707
10	G	Jalen Bradley	6-1	Sr.	14.0	3.2	4.3	.411	.324	.906
13	G	Aaron Anderson	6-3	Sr.	7.4	5.6	3.9	.455	.333	.789
23	F	Emmanuel Nzekwesi	6-8	Fr.	9.6	6.9	1.3	.435	.300	.656
44	C	Albert Owens	6-9	Jr.	15.8	5.7	0.8	.490	.273	.662

Head Coach: Scott Sutton (18th season)

JAGS RETURNERS VS. ORAL ROBERTS (sorted by ppg)

Name	GP-S	MPG	PPG	RPG	APG	FG	3FG	FT	HI
Darell Combs	2-2	30.0	12.5	3.0	2.0	10-29	1-7	4-8	13
Matt O'Leary	2-2	22.5	8.5	2.0	0.5	8-15	1-7	0-1	13
Aaron Brennan	5-3	19.2	6.4	2.6	0.8	12-20	1-1	7-11	8
Josh James	3-1	10.0	2.7	2.3	1.0	3-8	0-0	2-2	4
T.J. Henderson	2-0	12.5	2.5	1.0	1.0	2-5	1-3	0-0	5
Evan Hall	1-1	21.0	2.0	1.0	0.0	1-1	0-0	0-0	2
D.J. McCall	3-1	19.3	1.7	3.0	2.7	2-7	0-1	1-3	5
Grant Sinn	0-0	0.0	0.0	0.0	0.0	0-0	0-0	0-0	0

NEWS, NOTES & STORYLINES

HALL OF A NIGHT

Sophomore **Evan Hall** is coming off his best game of his collegiate career, pumping in a career-high 21 points and 11 rebounds in Wednesday's loss to Omaha. It marked the second double-double of Hall's career as the 6-foot-6 forward hit 9-of-11 shots and also matched his career-high with three blocked shots.  
Six of Hall's 11 boards came off the offensive glass and he matched his career-high with 27 minutes played.

OMAHA TAKEAWAYS

-The loss to Omaha was the Jaguars' first home loss of the season, dropping the Jags to 5-1 in Indy this season.  
-The Jags led 57-52 midway through the second half, but collapsed late, falling by eight to the Mavs.  
-Senior **Kellon Thomas** played a career-high 36 minutes and finished with 10 points and four assists.  
-IUPUI had played in double-digits for just the fourth time this season - led by Hall's 21 and followed by Combs (13), O'Leary (11), Thomas (10) and Patterson (10).  
-IUPUI won the glass (44-42), points in the paint (44-32), points off turnovers (20-18) and second chance points (17-11), but was hindered by a 41 percent shooting night while Omaha shot 47 percent overall.

SUMMIT LEAGUE OPENERS

Following the win over Western Illinois, Head Coach **Jason Gardner** is now 3-0 in Summit League openers. He previously won at Fort Wayne (63-58) on Jan. 4, 2014 and at South Dakota (77-66) last season.

WINNING THE GLASS

IUPUI has won the glass in seven of its last nine games and has a +6.6 rebound margin the past eight games since inserting **D.J. McCall** in the starting five.

INSIDE THE COLISEUM

IUPUI is 14-3 (.824) at home the past two seasons and 19-11 (.633) since Gardner took over the program.

NO SLIM WINS

All seven of IUPUI's wins this season have been by double-digits with the closest margin being a 12-point win over Eastern Michigan.  
On the flip side, the Jags haven't lost many close games either as only five of the 11 defeats have come by fewer than 10 points.

10 TREYS

IUPUI has made at least 10 threes in a game seven times this season. That said, four of those seven have come in the Jaguars' six home games, where IUPUI is averaging hitting 10 triples per contest. The Jags are shooting 45 percent from deep in home games this season.

COMBS NOTES (@KidDrell)

-Senior **Darell Combs** leads the Jags in scoring (17.8 ppg - fourth in The Summit) and was voted preseason First Team All-Summit this season. Combs was a 2nd Team selection following last season.  
-The Chicago-native has scored in double-digits 42 times in 49 career games and 16 of 18 this season. He's hit for 20-or-more seven times this season and 16 times in his career.  
-Combs scored his 1,000th collegiate point in a 23-point effort in the

win over Marian on Dec. 28. Including his 271 points scored at Eastern Michigan, Combs has 1,097 career points (826 at IUPUI) entering tonight's game. Combs needs to average 14.5 points over the final 12 regular season games to reach 1,000 in his IUPUI career.

-Combs not only leads the Jags in scoring, but also leads the team in free throws made (58), threes made (39) and minutes (31.5 mpg).  
-Combs handed out his 100th career assist in the loss at Illinois.  
-Combs capped his junior year with back-to-back 30+ scoring games, becoming the first IUPUI player to do so since **George Hill** achieved the feat in 2008.

MATT O'LEARY NOTES (@OLeary\_15)

-Senior **Matt O'Leary** is riding a career-best 17 straight games in double-digits, having hit for 10 or more in every game this season except the season-opener at EKU.  
-O'Leary entered this week ranking among The Summit League leaders in nine different categories including field goal percentage (4th), three-point percentage (6th), rebounding (8th), scoring (9th), free throw percentage (12th) and assists (13th).  
-After scoring just 20-or-more once last season, O'Leary has already done five times this year, including a career-high 25 at Illinois.  
-O'Leary led the Jags in scoring just three times last season, but has already done so five times this year.  
-O'Leary has started all 50 games of his IUPUI career.  
-Achieved a 4.0 GPA during the fall semester.  
-The past 10 games, O'Leary is shooting 29-of-61 (47.5 percent) from three-point range. He's made a three in all but two games this season.

PATTERSON NOTES (@Buss34)

-Not known as a three-point threat upon transferring from Syracuse, junior **Ron Patterson** has been lethal from deep to start the season. The Indianapolis-native made just 15-of-71 (21.1 percent) attempts in his two years with the Orange, but is 34-of-89 (38.2 percent) this year.  
-Patterson has hit at least three threes six times, including a career-high 5-of-9 in the win over Eastern Michigan.  
-Patterson leads the Jaguars with 24 steals.  
-His stat line in a 15-point effort at Marquette earlier this season was three 3's and three dunks.

LINEUP TWEAK

For the first time this season, Head Coach **Jason Gardner** altered his starting five prior to the win over Urbana, inserting sophomore **D.J. McCall** for junior **Ron Patterson**. McCall was averaging 9.3 points and 7.0 rebounds per game in the three games leading up to his move to the starting five.  
Since moving to the starting five, McCall is averaging 3.8 points, 6.5 rebounds and 2.1 assists per game - the Jags are 4-4 since the lineup change.

SMARTY CATS

The Jaguars recently posted an all-time best semester GPA of 3.09 during the fall. All total, 13 Jaguars posted a GPA of 3.0 or above, led by **Matt O'Leary's** 4.0 mark.

MAJOR CONFERENCE FOES

IUPUI finished this season 0-4 against major conference foes with losses coming at Michigan, Marquette, Illinois and Northwestern. The Jags dropped those four games by an average margin of 16.8 points per game - the slimmest margin being an eight-point loss at Illinois.

## NEWS & NOTES (CONT.)

### CENTURY MARKS

Just before Christmas, the IUPUI offense exploded, scoring 100-or-more points in back-to-back games for the first time since January 1995. The 100 points games in the wins over Urbana and Southern Utah are the first 100-point games since Gardner took over three seasons ago and was the first 100-point game since scoring 112 against Judson on Jan. 2, 2014.

During that span, IUPUI hit 75-of-121 (62 percent) from the floor and 30-of-57 (52.6 percent) from beyond the arc. In addition, the Jags had 49 assists on 75 buckets.

### SHOOTING 50

IUPUI is now 13-1 (.929) when shooting 50 percent or better under Gardner and 28-7 (.800) when outshooting the opposition.

### DOWN 21

IUPUI was down 21 (59-38) with 14 minutes left at Miami before coming all the way back to tie the game in the final minute. Senior **Kellon Thomas** tied the score with a three with 29 seconds left before Miami scored the game's final three points to get the win.

### UPSET BID THWARTED

IUPUI just missed picking off Illinois on Dec. 6 before falling in Champaign, 85-77. IUPUI led for nearly half the game and was tied in the final minutes before fading late.

Senior **Matt O'Leary** led three Jags in double-digits with a career-high 25 points and **Darell Combs** added 18. Illinois needed a 32-point effort from All-Big Ten performer Malcolm Hill to stave off the Jaguars.

### 2K CLASSIC

IUPUI capped the four-game 2K Classic with a 2-2 record, losing road games at Michigan and Marquette and winning the Indianapolis Subregional of the event. IUPUI captured home wins over Howard (77-55) and Eastern Michigan (83-71). **Ron Patterson** was named Subregional MVP after averaging 16 points and making 9-of-17 threes.

He was joined on the All-Tournament Team by senior forward **Matt O'Leary**, who averaged 10.5 points, 9.5 rebounds, 4.0 assists and 1.5 steals over two games.

### JAGS GET DEFENSIVE

The most important stat in the Jags' wins over Howard and Eastern Michigan was how stingy the Jaguars' defense was - specifically on the perimeter. Howard and Eastern Michigan combined to hit just 36.3 percent from the field and 3-of-26 (11.5 percent) from three-point range.

Howard was 0-for-9 from three on Friday, marking the first time in IUPUI's Division I era (1998-present) that a foe hasn't hit at least one trey.

### HOME COOKING

IUPUI went 9-2 at home last season at home and hasn't lost a non-conference home game since a 73-64 loss to Eastern Kentucky on Dec. 13, 2014.

The Jags are 5-0 at home this season, having won those four by an average margin of 23 points per contest.

### FAMILIAR FACES

All total, IUPUI entered the season with eight guys with at least one season under their belts.

Junior **Aaron Brennan** entered the year having played in 60 career games and made 33 starts at IUPUI while **Josh James** returned to the program after a season away from basketball. The 6-foot-9 James appeared in 52 games and made 13 starts from 2013-15 before taking last year off.

Six others - Combs, O'Leary, **Evan Hall**, **T.J. Henderson**, **D.J. McCall** and **Grant Sinn** - have one year of IUPUI experience.

O'Leary started all 32 games last season while Combs started 29 times. Hall made 11 starts and McCall made 15 starts as a true freshman in 2015-16 before redshirting last season.

### HOMEcomings

IUPUI was an easy choice for a pair of transfers, expected to play major roles this season. Both **Ron "Buss" Patterson** and **Kellon Thomas** are Indianapolis-natives and wanted to return to the Circle City to complete their college careers.

In addition, the duo played AAU basketball together alongside **Matt O'Leary** for Indiana Elite.

Another reason Patterson chose IUPUI was to honor his Broad Ripple High School teammate, the late **Steven Jamison**, who died of cancer in July 2010 who was committed to play at IUPUI and wore No. 25 (hence why Patterson wears 25). Patterson has a large "Steven" tattoo across his chest, honoring his deceased friend.

Patterson chose IUPUI over a group that included Kent State, Ball State, Georgia State, Illinois State, Houston and Eastern Michigan. Thomas picked IUPUI over a group that

## UNIVERSITY QUICK FACTS

Location	Indianapolis, Ind.
Founded	1969
Nickname	Jaguars
Colors	Red, gold & black
Enrollment	30,690
Affiliation	NCAA Division I
Conference	The Summit League
Home Facility (Cap.)	Indiana Farmers Coliseum (6,800)
Chancellor	Dr. Nasser Paydar
Athletics Director	Dr. Roderick Perry
Website	www.IUPUIJags.com
Twitter	@IUPUIJaguars
Athletics Phone	(317) 278-5247
Mailing Address	1000 Waterway Blvd. Indianapolis, IN 46202

## BASKETBALL HISTORY

First Yr. of basketball	1972
Seasons of basketball	45th
Seasons of Division I basketball	19th
Division I (1998-pres.) Record	246-263 (.483)
NCAA Appearances	1
Last NCAA Appearance	2003
Last Postseason Appearance	2010 (CBI - Second Round)

included Purdue, Minnesota, Northwestern, Seton Hall, Ball State, Duquesne, Georgia State, UIC and Jacksonville.

### PRESEASON PICKS

IUPUI was picked fourth or fifth by nearly every major publication this season and was voted fifth in The Summit League's preseason polls. Here's a breakdown of where IUPUI sat in the preseason publications:

Athlon Sports (5th); Blue Ribbon (5th); NBC Sports (4th); USA Today (4th); Lindy's (5th); The Sporting News (5th).

### SCOURING THE HOOSIER STATE

The bulk of IUPUI's roster is made up of Indiana-natives as 13 of the 17 listed are from the Hoosier State. The only out-of-state players on the Jaguars' roster are Combs and true freshman **Elyjah Goss** (both from Illinois), sophomore **Evan Hall** (Kentucky) and true freshman **Giovanni Fraser** (Florida).

Of the 13 from the Hoosier State, five are from Indianapolis and Brennan is from a northern suburb of the city.

Of the current 17 players, Gardner has brought 14 to IUPUI. Only **Aaron Brennan**, **D.J. McCall** and **Josh James** were recruited by the previous staff.

### HOW'D THEY GET HERE?

Everyone's path to Division I basketball is different. The Jags have a number of individuals that have taken different treks to IUPUI. Here's a quick rundown of 'how'd they get here?'

**Graduate Transfers (1):** Kellon Thomas (Kent St.)  
**Transfers (5):** Combs (Eastern Mich.), O'Leary (Loyola), Patterson (Syracuse), Rogers (Toledo, will sit out 2016-17), Sinn (North Park)  
**True Freshmen (7):** Borgman, Brennan, Fraser, Goss, Hall, Henderson, McCall  
**Prep School (4):** Hudson, James, Jones, N. Thomas

### TRUE NEWBIES

IUPUI's collection of freshmen this season consists of signees **Anthony Jones**, **Elyjah Goss** and **Giovanni Fraser** and non-scholarship additions **Evan Borgman** and **Chad Hudson**.

Jones, a 6-foot-5 swingman, attended FCI Prep in Sebring, Fla., last season where he averaged better than 20 points, five boards and four assists per game.

Goss, a bouncy 6-foot-7 forward, earned honorable mention All-State honors in Illinois a year ago and finished as Plainfield (Ill.) East's career leader in rebounds.

Fraser, a 6-foot-8 post player, averaged 15 points, 11 rebounds and two blocked shots per game as a senior, earning Third Team All-Broward County honors for 4A-2A schools.

Borgman, a skilled 6-foot-9 forward, averaged better than 18 points, eight rebounds and three blocked shots per game at Jac-Cen-Del High School.

Hudson, a 5-foot-11 guard, posted 11 points, four assists and 1.5 steals per game at Don Bosco Prep after a four-year career at Jeffersonville High School.

### SEEING RED

True freshmen **Evan Borgman**, **Elyjah Goss** and **Anthony Jones** are expected to redshirt the season, leaving Gardner with 13 players at his disposal when the team is fully healthy.

### MEDIA DEALS

Virtually every IUPUI game will be heard on 97.5 FM Fox Sports Radio and 1260 WNDE in Central Indiana this year.

Morgan Adcock (pxp) returns to the mic as the Voice of the Jaguars again this season.

In addition, every IUPUI home game will be broadcast on ESPN3 as Greg Rakestraw (pxp) and Hall of Famer Bob Lovell (analyst) will be the primary tandem on the call.

### PLAYING PERCENTAGES

Below are the percentages returning of IUPUI's major statistical categories in 2016-17.

POINTS:	56.8% returns (1238/2181)
REBOUNDS:	51.4% returns (521/1014)
ASSISTS:	61.7% returns (219/355)
MINUTES:	51.6% returns (3,325/6,450)
3's MADE:	60.1% returns (110/183)
BLOCKS:	38.3% returns (31/81)
STEALS:	54.0% returns (115/213)

### THE DEPARTED

IUPUI's two-man senior class of **Marcellus Barksdale** and **Mason Archie** are both considered key losses, particularly at the defensive end.

The 6-foot-5 Barksdale finished his career ranked second all-time in games played (134) and made 95 starts in an IUPUI uniform. He was a two-time honorable mention All-Summit League selection, averaging 8.5 points and 5.1 rebounds per game his final season. He also finished his IUPUI career ranked among the program's top-10 all-time in rebounds, steals and blocked shots.

Archie, a two-year letterwinner, started 44 times in 62 appearances in an IUPUI uniform. He averaged 6.2 points per game and hit 51 threes and was considered the Jags' top perimeter defender last season.

Both inked professional deals this past summer with Barksdale signing to play with TG s.Oliver Wuerzburg in Germany's Pro B League and Archie signing with Barret-eros de Zacatecas in the top league in Mexico (LNBP).

### 7,054 POINTS

Few coaching staffs can match the production of the IUPUI coaching quartet during their respective playing days. All total, IUPUI's four coaches combined to score 7,054 points in their four-year careers, led by Gardner's 1,984 points at Arizona. Gardner later had his No. 22 jersey retired at Arizona.

Scott Gillespie scored 1,871 points in his four years at Ripon (Wisc.) College while Associate Head Coach Matt Crenshaw tallied 938 points in four seasons with the Jaguars.

The newest addition to the IUPUI coaching staff, former Purdue standout Roy Hairston, scored 574 points in two years with the Boilermakers from 1995-97. He scored 1,687 points in two seasons at Hutchinson (Kan.) Community College, finishing as the program's all-time leading scorer and earning a spot in the NJCAA Hall of Fame.

### ANOTHER NEW FACE

IUPUI added another new face to the bench in the offseason as longtime Cathedral High School head coach Andy Fagan joined the Jaguars' staff as a Senior Advisor. Fagan hired Gardner as an assistant at Cathedral prior to his taking a job on the Loyola staff. Fagan coached the Irish to a state runner-up finish in 2013 and city championships in 2012 and 2013.

He coached a number of Division I players, including Collin Hartman (Indiana), Matt Gregory (Notre Dame) and Mo Evans (Fort Wayne).

## 2016-17 MISCELLANEOUS STATISTICS

	<b>IUPUI'S RECORD WHEN...</b>		Under Gardner
	'16-17 Overall	2017 Summit	
Home:	5-1	1-1	18-11
Away:	2-10	0-2	12-37
Neutral:	0-0	0-0	0-3
Overtime:	0-0	0-0	2-6
Lead @ Halftime:	6-2	1-0	24-7
Trail @ Halftime:	1-9	0-3	5-41
Tied @ Halftime:	0-0	0-0	1-3
Leading w/ 5:00 left:	7-1	1-1	24-4
Trailing w/ 5:00 left:	0-10	0-2	3-45
Tied w/ 5:00 left:	0-0	0-0	3-2
Shooting 50% or better:	2-0	0-0	13-1
Shooting 40-50%:	5-7	1-2	16-23
Shooting less than 40%:	0-4	0-1	1-27
Shooting better % than opp.	7-2	1-0	28-7
Shooting worse % than opp.	0-9	0-3	2-44
Scoring less than 60:	0-1	0-0	3-22
Score 60-69 pts:	0-4	0-0	4-16
Score 70-79 pts:	2-4	0-2	12-9
Score 80-89 pts:	3-2	1-1	9-4
Score 90+ pts:	2-0	0-0	2-0
Opp. scores less than 60:	1-0	0-0	6-5
Opp. scores 60-69 pts:	3-1	0-0	14-12
Opp. scores 70-79 pts:	2-4	1-1	6-18
Opp. scores 80-89 pts:	1-3	0-1	4-11
Opp. scores 90+ pts:	0-3	0-1	0-5
Commit less TO than opp.	5-4	1-0	14-17
Commit more TO than opp.	2-6	0-3	16-31
Commit same TO as opp.	0-1	0-0	0-3
Outrebound opponent:	5-3	1-2	19-16
Outrebounded:	1-7	0-1	10-33
Rebounding is equal:	1-1	0-0	1-2
Bench outscores opp.:	7-3	1-0	27-28
Bench is outscored:	0-7	0-2	3-21
Bench scoring is equal:	0-1	0-1	0-2
Hit more FT than opp.:	5-1	1-0	21-7
Hit less FT than opp.:	2-10	0-3	8-42
Hit same FT as opp.:	0-0	0-0	1-2
Hit more 3's than opp.:	5-5	0-2	12-17
Hit less 3's than opp.:	2-5	1-1	15-28
Hit same 3's as opp.:	0-1	0-0	3-6
Decided by 5 pts or less:	0-3	0-1	14-13
Decided by 6-10 points:	0-3	0-1	3-15
Decided by 10+ points:	7-5	1-1	13-23
In home whites:	5-1	1-1	19-11
In road blacks:	1-3	0-1	1-13
In road reds:	1-7	0-1	10-27
7 in double-digits:	1-0	0-0	1-0
6 in double-digits:	0-0	0-0	1-0
5 in double-digits:	2-1	0-1	3-2
4 in double-digits:	1-2	0-1	6-6
3 in double-digits:	3-6	1-1	10-13
2 in double-digits:	0-2	0-0	7-25
1 in double-digits:	0-0	0-0	2-3
0 in double-digits:	0-0	0-0	0-2
On Mondays:	1-0	0-0	1-6
On Tuesdays:	0-3	0-0	0-9
On Wednesdays:	1-2	0-1	3-6
On Thursdays:	0-1	0-1	2-9
On Fridays:	1-1	0-0	4-4
On Saturdays:	4-3	1-1	17-13
On Sundays:	0-1	0-0	3-4
In November:	2-5	0-0	6-14
In December:	5-3	1-0	9-15
In January:	0-3	0-3	11-9
In February:	0-0	0-0	4-11
In March:	0-0	0-0	0-2

Player	TIMES LED					GAMES WITH							TOTAL	
	Pts.	Reb.	Ast.	Stl.	Blk.	10+ Pts.	20+ Pts.	10+ Reb.	3+ Ast.	3+ Blk.	3+ Stl.	3+ 3's	Dunks	DbI-DbIs
0-Combs	8/26	0/1	6/20	3/13	1/1	16/42	7/16	0/0	10/22	0/0	0/5	5/15	0/1	0/0
1-Henderson	0/2	1/1	1/7	4/14	1/2	5/10	0/0	0/0	3/7	0/0	1/3	2/3	2/2	0/0
2-Jones	0/0	0/0	0/0	0/0	0/0	0/0	0/0	0/0	0/0	0/0	0/0	0/0	0/0	0/0
5-K.Thomas	1/1	0/0	7/7	5/5	0/0	7/7	1/1	0/0	11/11	0/0	0/0	0/0	0/0	0/0
11-James	0/0	0/1	0/0	0/3	0/8	0/1	0/0	0/1	0/0	0/0	0/1	0/0	2/2	0/0
12-Hudson	0/0	0/0	0/0	0/0	0/0	0/0	0/0	0/0	0/0	0/0	0/0	0/0	0/0	0/0
15-O'Leary	5/8	8/21	6/14	6/15	5/12	17/35	5/6	1/3	9/21	1/1	1/4	6/7	0/2	1/2
20-Sinn	0/0	0/0	0/0	0/0	0/0	0/0	0/0	0/0	0/0	0/0	0/0	0/0	0/0	0/0
22-McCall	1/3	6/9	2/5	4/10	3/4	2/6	0/0	3/3	3/7	0/0	0/1	0/0	6/11	0/0
24-Hall	1/1	7/9	0/1	1/4	9/13	7/11	1/1	3/3	1/3	3/3	0/0	0/0	7/8	2/2
25-Patterson	3/3	0/0	4/4	7/7	1/1	9/9	0/0	0/0	5/5	0/0	4/4	6/6	6/6	0/0
32-Goss	0/0	0/0	0/0	0/0	0/0	0/0	0/0	0/0	0/0	0/0	0/0	0/0	0/0	0/0
33-Fraser	0/0	1/1	0/0	0/0	1/1	0/0	0/0	0/0	0/0	0/0	0/0	0/0	0/0	0/0
35-N.Thomas	0/0	0/0	0/0	0/0	0/0	0/0	0/0	0/0	0/0	0/0	0/0	0/0	0/0	0/0
40-Borgman	0/0	0/0	0/0	0/0	0/0	0/0	0/0	0/0	0/0	0/0	0/0	0/0	0/0	0/0
45-Brennan	0/2	0/1	0/5	2/7	3/4	3/12	0/0	0/0	2/4	1/1	0/3	1/1	1/4	0/0

totals listed by season/career

### SPECIALTY STATS (IUPUI/OPP)

PP = Points in the Paint; POT = Points off Turnover; 2nd = 2nd Chance Points; BP = Bench Points

Opponent	Result	PP	POT	2nd	BP	Largest		Lead		Ties
						Lead	Deficit	Changes	Lead	
# St. Joseph's College	W, 87-74	40/14	18/26	12/6	35/20	25	1	1	1	1
at Eastern Kentucky	L, 87-97	30/20	10/17	8/19	29/19	1	24	2	0	0
at Michigan	L, 65-77	28/30	8/8	2/19	15/17	7	19	6	3	3
Howard	W, 77-55	20/22	19/1	12/11	28/20	30	-	0	0	0
E. Michigan	W, 83-71	32/38	13/14	16/10	20/15	22	5	5	4	4
at Marquette	L, 79-104	38/52	13/18	13/19	31/61	5	32	3	4	4
at SIUE	L, 58-61	32/26	12/12	8/6	13/18	3	6	13	5	5
at Illinois State	L, 63-77	22/40	14/15	5/18	5/9	3	18	6	3	3
at Ball State	W, 73-62	30/26	17/12	13/15	12/7	11	11	2	2	2
at Illinois	L, 77-85	28/24	18/16	8/8	15/14	5	10	10	7	7
at Miami (Ohio)	L, 68-71	28/36	21/20	18/10	25/18	-	21	0	1	1
Urbana	W, 109-67	34/14	14/14	14/6	44/29	46	-	0	1	1
at Southern Utah	W, 101-81	44/20	25/17	6/9	41/30	35	5	1	0	0
at Northwestern	L, 65-87	24/36	8/9	17/17	27/46	-	25	0	1	1
Marian	W, 81-60	30/30	19/10	4/4	32/18	31	3	6	3	3
*Western Illinois	W, 89-71	34/24	21/13	11/5	16/12	18	11	3	3	3
*at North Dakota State	L, 89-93	30/30	23/10	5/12	28/28	2	11	6	4	4
*at South Dakota	L, 74-85	32/46	20/31	8/8	13/21	8	11	10	6	6
*Omaha	L, 71-79	44/32	20/18	17/11	16/22	5	10	7	5	5
*at Oral Roberts										
*South Dakota State										
*Denver										
*at Fort Wayne										
*at Western Illinois										
*North Dakota State										
*at Omaha										
*Oral Roberts										
*at South Dakota State										
*at Denver										
*Fort Wayne										
*South Dakota										
Summit Quarters										
Summit Semis										
Summit Finals										
Season Highs		44/52	25/31	18/19	44/61	46	32	13	7	7
Season Lows		20/14	8/1	2/4	5/7	-	-	-	-	-
Totals		560/546	285/255	185/207	410/404	-	-	80	52	52
Averages		31.1/30.3	15.8/14.2	10.3/11.5	22.8/22.4			4.4	2.9	2.9

WIN/LOSS MARGINS		
Margin	W	L
1		
2		
3		2
4		1
5		
6		
7		
8		2
9		
10		1
11-15	2	3
16-20	1	
21-30	3	2
30+	1	

# 2016-2017 IUPUI STATISTICS

## IUPUI Basketball IUPUI Combined Team Statistics (as of Jan 11, 2017) All games



RECORD:	OVERALL	HOME	AWAY	NEUTRAL
ALL GAMES	7-11	5-1	2-10	0-0
CONFERENCE	1-3	1-1	0-2	0-0
NON-CONFERENCE	6-8	4-0	2-8	0-0

#	Player	gp-gs	min	avg	Total		3-Point		F-Throw		Rebounds				pf	dq	a	to	blk	stl	pts	avg
					fg-fga	fg%	3fg-fga	3fg%	ft-fga	ft%	off	def	tot	avg								
00	COMBS, Darell	18-18	567	31.5	112-266	.421	39-105	.371	58-76	.763	10	26	36	2.0	51	1	53	44	3	11	321	17.8
15	O'LEARY, Matt	18-18	521	28.9	94-179	.525	36-81	.444	38-49	.776	16	102	118	6.6	40	0	46	31	10	15	262	14.6
05	THOMAS, Kellon	18-18	514	28.6	49-152	.322	17-51	.333	40-45	.889	8	33	41	2.3	41	1	55	27	0	16	155	8.6
25	PATTERSON, Ron	18-10	418	23.2	56-132	.424	34-89	.382	9-13	.692	6	34	40	2.2	42	2	35	24	4	24	155	8.6
24	HALL, Evan	18-18	360	20.0	57-98	.582	0-0	.000	30-65	.462	49	55	104	5.8	42	0	13	25	18	5	144	8.0
45	BRENNAN, Aaron	18-0	301	16.7	48-96	.500	9-24	.375	20-25	.800	15	38	53	2.9	43	2	16	17	5	7	125	6.9
01	HENDERSON, T.J.	18-0	301	16.7	30-66	.455	16-38	.421	20-26	.769	7	23	30	1.7	29	1	28	18	1	17	96	5.3
22	McCALL, D.J.	18-8	357	19.8	27-65	.415	1-7	.143	30-52	.577	38	63	101	5.6	36	0	26	29	4	11	85	4.7
11	JAMES, Josh	18-0	139	7.7	14-29	.483	0-0	.000	11-14	.786	16	27	43	2.4	31	0	1	7	1	3	39	2.2
33	FRASER, Giovanni	12-0	76	6.3	6-14	.429	0-0	.000	4-12	.333	4	10	14	1.2	19	0	0	5	3	0	16	1.3
35	THOMAS, Noah	5-0	17	3.4	1-5	.200	0-1	.000	3-4	.750	1	3	4	0.8	6	0	0	6	0	0	5	1.0
20	SINN, Grant	5-0	10	2.0	1-6	.167	1-6	.167	0-0	.000	1	0	1	0.2	2	0	0	0	0	0	3	0.6
12	HUDSON, Chad	7-0	19	2.7	1-4	.250	1-3	.333	0-2	.000	0	3	3	0.4	3	0	2	3	0	1	3	0.4
Team											43	32	75				6					
Total.....		18	3600		496-1112	.446	154-405	.380	263-383	.687	214	449	663	36.8	385	7	275	242	49	110	1409	78.3
Opponents.....		18	3601		469-1048	.448	124-357	.347	321-433	.741	185	462	647	35.9	372	-	237	243	80	103	1383	76.8

TEAM STATISTICS	IUPUI	OPP	Date	Opponent	Score	Att.
SCORING	1409	1383	11/11/16	at Eastern Kentucky	L 87-97	2300
Points per game	78.3	76.8	11/13/16	at Michigan	L 65-77	10812
Scoring margin	+1.4	-	11/18/16	HOWARD	W 77-55	843
FIELD GOALS-ATT	496-1112	469-1048	11/19/16	EASTERN MICHIGAN	W 83-71	863
Field goal pct	.446	.448	11/22/16	at Marquette	L 79-104	11552
3 POINT FG-ATT	154-405	124-357	11/26/16	at SIUE	L 58-61	1028
3-point FG pct	.380	.347	11/30/16	at Illinois State	L 63-77	3717
3-pt FG made per game	8.6	6.9	12/03/16	at Ball State	W 73-62	2994
FREE THROWS-ATT	263-383	321-433	12/06/16	at Illinois	L 77-85	10536
Free throw pct	.687	.741	12/10/16	at Miami	L 68-71	1268
F-Throws made per game	14.6	17.8	12/12/16	URBANA	W 109-67	909
REBOUNDS	663	647	12/17/16	at Southern Utah	W 101-81	1012
Rebounds per game	36.8	35.9	12/20/16	at Northwestern	L 65-87	6452
Rebounding margin	+0.9	-	12/28/16	MARIAN	W 81-60	1104
ASSISTS	275	237	* 12/31/16	WESTERN ILLINOIS	W 89-71	1106
Assists per game	15.3	13.2	* 01/05/17	at North Dakota State	L 89-93	2728
TURNOVERS	242	243	* 01/07/17	at South Dakota	L 74-85	1908
Turnovers per game	13.4	13.5	* 01/11/17	OMAHA	L 71-79	842
Turnover margin	+0.1	-				
Assist/turnover ratio	1.1	1.0				
STEALS	110	103				
Steals per game	6.1	5.7				
BLOCKS	49	80				
Blocks per game	2.7	4.4				
ATTENDANCE	5667	56307				
Home games-Avg/Game	6-944	12-4692				
Neutral site-Avg/Game	-	0-0				

\* = Summit League game

Score by Periods	1st	2nd	Totals
IUPUI	670	739	1409
Opponents	678	705	1383

## 2016-2017 IUPUI STATISTICS - SUMMIT LEAGUE ONLY

### IUPUI Basketball IUPUI Combined Team Statistics (as of Jan 11, 2017) Conference games



RECORD:	OVERALL	HOME	AWAY	NEUTRAL
ALL GAMES	1-3	1-1	0-2	0-0
CONFERENCE	1-3	1-1	0-2	0-0
NON-CONFERENCE	0-0	0-0	0-0	0-0

#	Player	gp-gs	min	avg	Total		3-Point		F-Throw		Rebounds				pf	dq	a	to	blk	stl	pts	avg		
					fg-fga	fg%	3fg-fga	3fg%	ft-fta	ft%	off	def	tot	avg										
00	COMBS, Darell	4-4	137	34.2	30-72	.417	9-22	.409	12-16	.750	3	9	12	3.0	12	0	10	12	0	0	81	20.3		
15	O'LEARY, Matt	4-4	117	29.3	20-44	.455	11-25	.440	10-13	.769	3	24	27	6.8	11	0	8	10	1	3	61	15.3		
05	THOMAS, Kellon	4-4	119	29.8	16-42	.381	5-11	.455	16-19	.842	2	5	7	1.8	11	1	11	4	0	5	53	13.3		
24	HALL, Evan	4-4	95	23.8	21-33	.636	0-0	.000	6-9	.667	15	12	27	6.8	9	0	2	7	6	0	48	12.0		
25	PATTERSON, Ron	4-0	81	20.3	9-21	.429	5-12	.417	5-5	1.000	2	5	7	1.8	13	1	8	4	0	7	28	7.0		
01	HENDERSON, T.J.	4-0	55	13.8	5-11	.455	2-3	.667	7-9	.778	2	4	6	1.5	6	0	2	5	0	1	19	4.8		
45	BRENNAN, Aaron	4-0	66	16.5	6-19	.316	0-5	.000	4-6	.667	4	6	10	2.5	8	1	3	4	0	1	16	4.0		
11	JAMES, Josh	4-0	33	8.3	5-8	.625	0-0	.000	0-0	.000	6	7	13	3.3	6	0	0	0	1	1	10	2.5		
22	McCALL, D.J.	4-4	92	23.0	2-15	.133	0-1	.000	3-6	.500	11	17	28	7.0	11	0	7	7	1	3	7	1.8		
12	HUDSON, Chad	2-0	2	1.0	0-0	.000	0-0	.000	0-0	.000	0	0	0	0.0	0	0	0	0	0	0	0	0.0		
33	FRASER, Giovanni	1-0	3	3.0	0-2	.000	0-0	.000	0-0	.000	0	0	0	0.0	1	0	0	0	0	0	0	0.0		
20	SINN, Grant	1-0	0	0.0	0-0	.000	0-0	.000	0-0	.000	0	0	0	0.0	0	0	0	0	0	0	0	0.0		
Team											11	9	20											
Total.....		4	800		114-267	.427	32-79	.405	63-83	.759	59	98	157	39.2	88	3	51	56	9	21	323	80.8		
Opponents.....		4	800		114-230	.496	31-76	.408	69-99	.697	33	100	133	33.2	82	-	55	52	22	27	328	82.0		

TEAM STATISTICS	IUPUI	OPP
SCORING	323	328
Points per game	80.8	82.0
Scoring margin	-1.2	-
FIELD GOALS-ATT	114-267	114-230
Field goal pct	.427	.496
3 POINT FG-ATT	32-79	31-76
3-point FG pct	.405	.408
3-pt FG made per game	8.0	7.8
FREE THROWS-ATT	63-83	69-99
Free throw pct	.759	.697
F-Throws made per game	15.8	17.3
REBOUNDS	157	133
Rebounds per game	39.2	33.2
Rebounding margin	+6.0	-
ASSISTS	51	55
Assists per game	12.8	13.8
TURNOVERS	56	52
Turnovers per game	14.0	13.0
Turnover margin	-1.0	-
Assist/turnover ratio	0.9	1.1
STEALS	21	27
Steals per game	5.3	6.8
BLOCKS	9	22
Blocks per game	2.3	5.5
ATTENDANCE	1948	4636
Home games-Avg/Game	2-974	2-2318
Neutral site-Avg/Game	-	0-0

Date	Opponent	Score	Att.
* 12/31/16	WESTERN ILLINOIS	w 89-71	1106
* 01/05/17	at North Dakota State	L 89-93	2728
* 01/07/17	at South Dakota	L 74-85	1908
* 01/11/17	OMAHA	L 71-79	842

\* = Summit League game

#### FUTURE JAGS - IUPUI INKS TWO EARLY

IUPUI inked two during the early signing period, signing 6-foot-8 forward **Brandon Hau (Mukwanago, Wisc./Mukwanago)** and 6-foot guard **Jaylen Minnett (Terre Haute, Ind./Terre Haute South)** to National Letters of Intent.

Hau averaged 16.3 points and 7.5 boards per game as a junior and chose IUPUI over Air Force, Drake, Elon, Iowa, Navy, North Dakota State and South Dakota.

Minnett averaged 21.6 points, 5.0 assists and 4.8 boards per game last season. Minnett chose IUPUI over interest from Ball State, Kent State and Xavier.

Score by Periods	1st	2nd	Totals
IUPUI	157	166	323
Opponents	160	168	328





## 2016-2017 POINTS-REBOUNDS-ASSISTS

Opponent	Date	Score	00	01	05	11	12	15	20
			COMBS,DARE	HENDERSON,	THOMAS,KEL	JAMES,JOSH	HUDSON,CHA	O'LEARY,MA	SINN,GRANT
at Eastern Kentucky	11/11/16	87-97	L 28-0-4	10-3-1	11-4-2	3-4-0	DNP	7-6-2	DNP
at Michigan	11/13/16	65-77	L 22-2-2	2-1-2	10-4-3	0-3-0	DNP	13-3-1	DNP
HOWARD	11/18/16	77-55	w 11-0-2	14-2-1	7-0-3	4-1-0	0-1-0	10-10-4	0-0-0
EASTERN MICHIGAN	11/19/16	83-71	w 9-0-7	0-1-1	14-1-6	2-3-0	DNP	11-9-4	DNP
at Marquette	11/22/16	79-104	L 15-0-4	6-2-2	2-3-2	2-1-0	0-1-0	12-9-5	DNP
at SIUE	11/26/16	58-61	L 16-4-2	2-2-6	0-2-2	2-2-0	DNP	22-8-2	DNP
at Illinois State	11/30/16	63-77	L 13-3-3	0-0-0	9-2-2	0-0-0	DNP	17-7-3	DNP
at Ball State	12/03/16	73-62	w 21-1-4	0-0-1	6-4-5	0-2-0	DNP	20-3-3	DNP
at Illinois	12/06/16	77-85	L 18-3-4	0-0-1	6-3-1	2-2-0	DNP	25-6-1	DNP
at Miami	12/10/16	68-71	L 13-2-3	5-1-1	6-2-4	0-2-1	DNP	11-8-2	DNP
URBANA	12/12/16	109-67	w 28-2-2	11-6-3	11-3-5	2-2-0	3-1-1	10-9-3	3-1-0
at Southern Utah	12/17/16	101-81	w 16-2-3	11-4-3	9-3-3	4-2-0	0-0-1	20-0-2	0-0-0
at Northwestern	12/20/16	65-87	L 7-3-1	10-1-2	3-2-3	5-1-0	DNP	13-7-4	DNP
MARIAN	12/28/16	81-60	w 23-2-2	6-1-2	8-1-3	3-5-0	0-0-0	10-6-2	0-0-0
WESTERN ILLINOIS	12/31/16	89-71	w 28-3-3	7-2-1	15-1-3	4-2-0	0-0-0	20-9-3	DNP
at North Dakota State	01/05/17	89-93	L 13-2-3	7-3-1	21-3-3	2-5-0	DNP	16-5-3	DNP
at South Dakota	01/07/17	74-85	L 27-5-2	3-1-0	7-3-1	2-2-0	0-0-0	14-7-2	0-0-0
OMAHA	01/11/17	71-79	L 13-2-2	2-0-0	10-0-4	2-4-0	DNP	11-6-0	DNP

Opponent	Date	Score	22	24	25	33	35	45
			MCCALL,DJ	HALL,EVAN	PATTERSON,	FRASER,GIO	THOMAS,NOA	BRENNAN,AA
at Eastern Kentucky	11/11/16	87-97	L 5-3-1	1-10-0	11-0-1	2-0-0	DNP	9-4-3
at Michigan	11/13/16	65-77	L 6-7-1	3-5-0	2-1-1	0-0-0	DNP	7-2-0
HOWARD	11/18/16	77-55	w 2-4-3	6-2-2	15-2-2	3-2-0	1-0-0	4-1-2
EASTERN MICHIGAN	11/19/16	83-71	w 5-3-0	12-11-2	17-5-1	DNP	DNP	13-5-0
at Marquette	11/22/16	79-104	L 10-6-1	4-1-0	15-1-2	4-2-0	0-0-0	9-3-0
at SIUE	11/26/16	58-61	L 1-2-0	4-1-0	3-3-2	DNP	DNP	8-5-0
at Illinois State	11/30/16	63-77	L 0-3-0	4-7-0	15-2-3	0-1-0	DNP	5-4-0
at Ball State	12/03/16	73-62	w 6-13-2	14-6-0	0-1-1	DNP	DNP	6-2-0
at Illinois	12/06/16	77-85	L 8-1-1	10-6-0	3-2-2	0-0-0	DNP	5-2-0
at Miami	12/10/16	68-71	L 14-7-0	5-9-1	8-2-0	0-0-0	DNP	6-2-1
URBANA	12/12/16	109-67	w 4-4-2	12-3-4	10-6-3	0-3-0	2-3-0	13-5-4
at Southern Utah	12/17/16	101-81	w 4-4-1	11-3-1	15-3-6	2-4-0	2-1-0	7-3-2
at Northwestern	12/20/16	65-87	L 9-5-0	6-8-0	8-2-1	0-0-0	DNP	4-1-0
MARIAN	12/28/16	81-60	w 4-11-7	4-5-1	5-3-2	5-2-0	0-0-0	13-4-1
WESTERN ILLINOIS	12/31/16	89-71	w 2-9-0	8-7-0	2-2-0	DNP	DNP	3-3-0
at North Dakota State	01/05/17	89-93	L 3-11-2	8-5-1	11-2-3	DNP	DNP	8-4-1
at South Dakota	01/07/17	74-85	L 2-0-3	11-4-1	5-1-1	0-0-0	DNP	3-0-2
OMAHA	01/11/17	71-79	L 0-8-2	21-11-0	10-2-4	DNP	DNP	2-3-0

## 2016-2017 INDIVIDUAL SUPERLATIVES

	<i>IUPUI</i>	<i>Opponent</i>
<b>Points</b>	28 - three times	32 - Malcolm Hill at Illinois (12/6/16)
<b>Field Goals Made</b>	11 - Darell Combs vs. W. Illinois (12/31/16)	11 - Malcolm Hill at Illinois (12/6/16)
<b>Field Goals Attempted</b>	19 - twice	18 - twice
<b>Highest FG Pct. (min. 5 made)</b>	.889 (8-9) - Matt O'Leary at S. Utah (12/17/16)	1.000 (6-6) - Luke Fischer at Marquette (11/22/16)
<b>3-Pt Field Goals Made</b>	6 - Darell Combs vs. Urbana (12/12/16)	5 - Mike Miklusak vs. W. Illinois (12/31/16)
<b>3-Pt Field Goals Attempted</b>	10 - Darell Combs at Ball State (12/3/16)	12 - Sean Sellers at Ball State (12/3/16)
<b>3-Pt FG Pct. (min. 3 made)</b>	.857 (6-7) - Darell Combs vs. Urbana (12/12/16)	.750 (3-4) - three times
<b>Free Throws Made</b>	9 - Kellon Thomas at N. Dakota State (1/5/17)	16 - Asante Gist at EKU (11/11/16)
<b>Free Throws Attempted</b>	11 - Kellon Thomas at N. Dakota State (1/5/17)	22 - Asante Gist at EKU (11/11/16)
<b>Free Throw Pct. (min. 5 made)</b>	1.000 (8-8) - Darell Combs at Marquette (11/22/16)	1.000 (12-12) - Nick Mayo at EKU (11/11/16)
<b>Offensive Rebounds</b>	6 - twice	6 - James Thompson IV vs. E. Michigan (11/19/16)
<b>Defensive Rebounds</b>	10 - Matt O'Leary vs. Howard (11/18/16)	12 - Sanjay Lumpkin at Northwestern (12/20/16)
<b>Total Rebounds</b>	13 - D.J. McCall at Ball State (12/3/16)	14 - D.J. Wilson at Michigan (11/13/16)
<b>Assists</b>	7 - twice	9 - twice
<b>Turnovers</b>	6 - Darell Combs at N. Dakota State (1/5/17)	7 - Michael Weathers at Miami (OH) (12/10/16)
<b>Blocked Shots</b>	3 - four times	6 - Gavin Skelly at Northwestern (12/20/16)
<b>Steals</b>	4 - three times	5 - Marcus Tyus vs. Omaha (1/11/17)
<b>Minutes Played (regulation game)</b>	39 - Darell Combs at SIUE (11/26/16)	39 - Tra-Deon Hollins vs. Omaha (1/11/17)
<b>Minutes Played (OT game)</b>	---	---

## 2016-2017 COMPARISON STATISTICS

Opponent	1st	2nd	Score	Mar	Total FG	FG Pct	3-Pointers	3FG Pct	Free Throws	FT Pct	Rebounds	Assist	T/Over	Block	Steal	Fouls
Eastern Kentucky	28/42	59/55	87-97	(10)	29-66/21-52	.439/.404	9-25/10-25	.360/.400	20-27/45-56	.741/.804	37/37 -	14/11	14/13	5/3	3/3	37/28
Michigan	32/43	33/34	65-77	(12)	23-57/27-60	.404/.450	5-14/7-21	.357/.333	14-19/16-18	.737/.889	31/40 (9)	10/10	8/9	2/7	3/4	17/15
HOWARD	39/23	38/32	77-55	+22	25-53/16-45	.472/.356	12-30/0-9	.400/.000	15-30/23-34	.500/.676	33/40 (7)	19/4	7/14	0/4	7/1	29/25
EASTERN MICHIGAN	36/22	47/49	83-71	+12	27-57/25-68	.474/.368	10-20/3-17	.500/.176	19-26/18-22	.731/.818	42/37 +5	21/8	19/14	1/4	9/12	20/22
Marquette	37/57	42/47	79-104	(25)	28-68/36-63	.412/.571	8-26/9-23	.300/.391	17-25/23-26	.680/.885	30/39 (9)	16/22	14/13	0/4	7/9	20/24
SIUE	35/34	23/27	58-61	(3)	24-63/18-51	.381/.353	4-16/3-12	.250/.250	6-11/22-31	.545/.710	35/46 (11)	14/7	10/15	2/1	6/2	26/19
Illinois State	29/44	34/33	63-77	(14)	21-54/30-60	.389/.500	6-19/6-18	.316/.333	15-20/11-21	.750/.524	31/42 (11)	11/18	14/13	5/9	6/7	17/20
Ball State	29/36	44/26	73-62	+11	25-56/25-62	.446/.403	6-20/9-29	.300/.310	17-25/3-10	.680/.300	38/38 -	16/16	11/14	2/3	8/1	16/21
Illinois	42/41	35/44	77-85	(8)	27-60/27-49	.450/.551	8-26/7-16	.308/.438	15-18/24-30	.833/.800	28/29 (1)	10/14	14/15	2/2	7/7	20/15
Miami	28/42	40/29	68-71	(3)	25-61/27-59	.410/.458	10-33/8-20	.303/.400	8-15/9-15	.533/.600	38/34 +4	13/17	17/17	6/3	9/4	21/20
URBANA	58/35	51/32	109-67	+42	37-58/23-69	.638/.333	17-29/10-29	.586/.345	18-22/11-11	.818/1000	50/20 +30	27/10	21/10	3/0	3/11	16/19
Southern Utah	51/29	50/52	101-81	+20	38-63/25-52	.603/.481	13-28/7-17	.464/.412	12-20/24-31	.600/.774	34/26 +8	22/13	14/18	3/1	10/3	25/20
Northwestern	31/46	34/41	65-87	(22)	24-67/31-64	.358/.484	6-22/9-26	.273/.346	11-21/16-18	.524/.889	37/47 (10)	11/23	7/9	2/12	4/3	18/20
MARIAN	38/24	43/36	81-60	+21	29-62/24-64	.468/.375	10-24/5-19	.417/.263	13-21/7-11	.619/.636	42/39 +3	20/9	16/17	7/5	7/9	15/22
WESTERN ILLINOIS	47/39	42/32	89-71	+18	31-65/27-61	.477/.443	7-14/10-24	.500/.417	20-23/7-11	.870/.636	41/31 +10	10/12	10/15	3/4	6/4	17/21
North Dakota State	41/42	48/51	89-93	(4)	28-76/27-52	.368/.519	12-30/10-20	.400/.500	21-28/29-39	.750/.744	45/33 +12	17/16	12/11	1/2	7/6	27/23
South Dakota	37/39	37/46	74-85	(11)	26-55/30-53	.473/.566	8-16/4-11	.500/.364	14-18/21-31	.778/.677	27/29 (2)	12/14	17/12	1/6	1/7	25/20
OMAHA	32/40	39/39	71-79	(8)	29-71/30-64	.408/.469	5-19/7-21	.263/.333	8-14/12-18	.571/.667	44/40 +4	12/13	17/14	4/10	7/10	19/18

## 2016-2017 TEAM SUPERLATIVES

<i>IUPUI High</i>	<i>IUPUI Low</i>	<i>Statistical Category</i>	<i>Opponent High</i>	<i>Opponent Low</i>
109 vs. Urbana (12/12)	58 at SIUE (11/26)	<b>Points</b>	104 at Marquette (11/22)	55 vs. Howard (11/18)
58 vs. Urbana (12/12)	28 - twice	<b>First Half Points</b>	57 at Marquette (11/22)	22 vs. E. Michigan (11/19)
59 at E. Kentucky (11/11)	33 at Michigan (11/13)	<b>Second Half Points</b>	55 at E. Kentucky (11/11)	26 at Ball State (12/3)
38 at S. Utah (12/17)	21 at Illinois St. (11/26)	<b>Field Goals</b>	36 at Marquette (11/22)	16 vs. Howard (11/18)
76 at N. Dakota St. (1/5)	53 vs. Howard (11/18)	<b>Field Goal Attempts</b>	69 vs. Urbana (12/12)	45 vs. Howard (11/18)
.638 vs. Urbana (12/12)	.358 at Northwestern (12/20)	<b>FG Percentage</b>	.571 at Marquette (11/22)	.333 vs. Urbana (12/12)
17 vs. Urbana (12/12)	4 at SIUE (11/26)	<b>3-Point Field Goals</b>	10 - four times	0 vs. Howard (11/18)
33 at Miami (12/10)	14 - twice	<b>3-Point Field Goal Att.</b>	29 - twice	9 vs. Howard (11/18)
.586 vs. Urbana (12/12)	.250 at SIUE (11/26)	<b>3-Point FG Percentage</b>	.500 at N. Dakota St. (1/5)	.000 vs. Howard (11/18)
21 at N. Dakota St. (1/5)	6 - twice	<b>Free Throws</b>	45 at E. Kentucky (11/11)	3 at Ball State (12/3)
30 vs. Howard (11/18)	11 at SIUE (11/26)	<b>Free Throw Attempts</b>	56 at E. Kentucky (11/11)	10 at Ball State (12/3)
.870 vs. W. Illinois (12/31)	.500 vs. Howard (11/18)	<b>Free Throw Percentage</b>	1.000 vs. Urbana (12/12)	.300 at Ball State (12/3)
22 at N. Dakota St. (1/5)	5 at South Dakota (1/7)	<b>Offensive Rebounds</b>	17 vs. E. Michigan (11/19)	5 - twice
41 vs. Urbana (12/12)	16 at Marquette (11/22)	<b>Defensive Rebounds</b>	33 - twice	15 vs. Urbana (12/12)
50 vs. Urbana (12/12)	27 at South Dakota (1/7)	<b>Total Rebounds</b>	47 at Northwestern (12/20)	20 vs. Urbana (12/12)
37 at E. Kentucky (11/11)	15 vs. Marian (12/28)	<b>Fouls</b>	28 at E. Kentucky (11/11)	15 - twice
27 vs. Urbana (12/12)	10 - three times	<b>Assists</b>	23 at Northwestern (12/20)	4 vs. Howard (11/18)
21 vs. Urbana (12/12)	7 - twice	<b>Turnovers</b>	18 at S. Utah (12/17)	9 - twice
7 vs. Marian (12/28)	0 - twice	<b>Blocked Shots</b>	12 at Northwestern (12/20)	0 vs. Urbana (12/12)
10 at S. Utah (12/17)	1 at South Dakota (1/7)	<b>Steals</b>	12 vs. E. Michigan (11/19)	1 - twice

## 2016-2017 GAME-BY-GAME LEADERS / STARTING FIVES

<i>Opponent</i>	<i>Starting 5</i>	<i>Points</i>	<i>Rebounds</i>	<i>Assists</i>	<i>Blocks</i>	<i>Steals</i>
# St. Joseph's	Combs-Hall-O'Leary-Patterson-Thomas	2 tied w/ 14	2 tied w/ 7	2 tied w/ 4	5 tied w/ 1	3 tied w/ 1
at E. Kentucky	Combs-Hall-O'Leary-Patterson-Thomas	Combs (28)	Hall (10)	Combs (4)	2 tied w/ 2	3 tied w/ 1
at Michigan	Combs-Hall-O'Leary-Patterson-Thomas	Combs (22)	McCall (7)	K. Thomas (3)	2 tied w/ 1	3 tied w/ 1
Howard	Combs-Hall-O'Leary-Patterson-Thomas	Patterson (15)	O'Leary (10)	O'Leary (4)	---	2 tied w/ 2
E. Michigan	Combs-Hall-O'Leary-Patterson-Thomas	Patterson (17)	Hall (11)	Combs (7)	Hall (1)	4 tied w/ 2
at Marquette	Combs-Hall-O'Leary-Patterson-Thomas	2 tied w/ 15	O'Leary (9)	O'Leary (5)	---	Patterson (4)
at SIUE	Combs-Hall-O'Leary-Patterson-Thomas	O'Leary (22)	O'Leary (8)	Henderson (6)	2 tied w/ 1	2 tied w/ 2
at Illinois St.	Combs-Hall-O'Leary-Patterson-Thomas	O'Leary (17)	2 tied w/ 7	3 tied w/ 3	Patterson (2)	3 tied w/ 2
at Ball St.	Combs-Hall-O'Leary-Patterson-Thomas	Combs (21)	McCall (13)	K. Thomas (5)	2 tied w/ 1	O'Leary (4)
at Illinois	Combs-Hall-O'Leary-Patterson-Thomas	O'Leary (25)	2 tied w/ 6	Combs (4)	2 tied w/ 1	Patterson (2)
at Miami (OH)	Combs-Hall-O'Leary-Patterson-Thomas (3-7)	McCall (14)	Hall (9)	K. Thomas (4)	Hall (3)	Patterson (3)
Urbana	Combs-Hall-McCall-O'Leary-Thomas	Combs (28)	O'Leary (9)	K. Thomas (5)	Hall (2)	3 tied w/ 1
at Southern Utah	Combs-Hall-McCall-O'Leary-Thomas	O'Leary (20)	3 tied w/ 4	Patterson (6)	3 tied w/ 1	Henderson (4)
at Northwestern	Combs-Hall-McCall-O'Leary-Thomas	O'Leary (13)	Hall (8)	O'Leary (4)	2 tied w/ 1	O'Leary (2)
Marian	Combs-Hall-McCall-O'Leary-Thomas	Combs (23)	McCall (11)	McCall (7)	O'Leary (3)	Henderson (2)
W. Illinois	Combs-Hall-McCall-O'Leary-Thomas	Combs (28)	2 tied w/ 9	3 tied w/ 3	Hall (3)	Patterson (3)
at N. Dakota St.	Combs-Hall-McCall-O'Leary-Thomas	K. Thomas (21)	McCall (11)	4 tied w/ 3	O'Leary (1)	2 tied w/ 2
at S. Dakota	Combs-Hall-McCall-O'Leary-Thomas	Combs (27)	O'Leary (7)	McCall (3)	McCall (1)	O'Leary (1)
Omaha	Combs-Hall-McCall-O'Leary-Thomas (4-4)	Hall (21)	Hall (11)	2 tied w/ 4	Hall (3)	Patterson (3)
at Oral Roberts						
S. Dakota St.						
Denver						
at Fort Wayne						
at W. Illinois						
N. Dakota St.						
at Omaha						
Oral Roberts						
at S. Dakota St.						
at Denver						
Fort Wayne						
S. Dakota						
Summit Quarters						
Summit Semis						
Summit Finals						

## HEAD COACH JASON GARDNER



**Jason Gardner** was named the eighth head coach in IUPUI men's basketball program's history on April 2, 2014. Gardner, the 1999 winner of the Indiana Mr. Basketball Award, spent a year on the University of Memphis bench and two seasons at Loyola prior to that.

In his first season on the Jaguars' bench, he guided IUPUI to 10 wins, more than tripling the program's Division I win total from a year prior. His hiring paid immediate dividends on the recruiting trail, as he immediately inked five Division I transfers, four of whom were former in-state

standouts.

In year two, Gardner led the Jags to a 13-win season against one of the nation's stiffest schedules, including a 9-7 mark in league play and a finish in the top half of the league standings.

Gardner has shown he's a proven recruiter, inking talent, both through high school signees, transfers and graduate transfers.

While at Memphis, Gardner helped the Tigers to a 24-10 record as Shaq Goodwin and Joe Jackson earned All-Conference accolades. In addition, Memphis forward Austin Nichols was a unanimous selection to the American Athletic Conference All-Rookie Team after averaging 9.1 points and 4.2 boards per game. Gardner was a college teammate of current Memphis Head Coach Josh Pastner at Arizona.

Prior to coming to Memphis, Gardner was an assistant under Porter Moser at Loyola, helping the Ramblers to an eight-game improvement from 2011-12 to 2012-13. He coached Ben Averkamp to All-Horizon League accolades for two straight seasons, while Loyola point guard Cully Payne was a Bob Cousy Award nominee. He also helped recruit one of the top signing classes in the Horizon League prior to the 2012-13 season. Gardner's coaching career began in 2010 when he served as an assistant at nearby Cathedral High School.

Gardner's racked up numerous accolades during his prestigious high school, college and professional playing careers. He was a 1999 McDonald's and Parade All-American while at North Central High School, finishing his prep career with a school record 1,669 points. He was a two-time Gatorade Circle of Champions Indiana Player of the Year and was named the 1998-99 Indianapolis County Player of the Year by The Indianapolis Star and Indianapolis News. His senior season, he helped NCHS to the IHSAA 4A state championship and Tournament of Champions title while averaging 22.6 points, 4.7 rebounds, 4.0 assists and 3.0 steals per game.

The 5-foot-10 point guard was recruited to the University of Arizona by legendary Head Coach Lute Olsen, where he was a four-year All-American for the Wildcats. He was the 2002-03 Naismith National Player of the Year and Lowe's Senior CLASS award recipient. He was the 2000 consensus National Freshman of the Year and closed his career as one of four players in Pac-12 history with 1,500 points, 500 assists and 200 steals for a career. He helped lead Arizona to two Pac-12 regular season titles (2000, 2003) and four consecutive NCAA Tournament berths. The Wildcats made three Sweet Sixteens (2001, 2002, 2003), two Elite Eights (2001, 2003) and were the NCAA national runner-up in 2001. All total, Arizona won 107 games during Gardner's four seasons and he still holds school records for games started (135) and minutes played (4,825), while ranking third in school history with 1,984 career points. He also finished second in threes made (318) and fourth in assists (622). He earned his degree from the university in 2011 in disciplinary studies.

Gardner later played professionally overseas for more than eight years, primarily in Germany. In 2009, he was named MVP of German Basketball Bundesliga after helping Oldenburg to the league crown, averaging 13.7 points, 4.0 assists and 3.0 boards per game. He was a two-time Basketball Bundesliga All-Star, including starting the 2007 game.

Gardner is married to the former Jacquelyn Maxberry and the couple has four children, Jasper, Jason Jr., Jacob and Jackson.



### THE GARDNER FILE

**School:** .....Arizona, '11  
**Seasons with IUPUI:** ..... third season  
**Career Record:** ..... 30-51 (3rd year)  
**Coaching Experience:**  
 ..... 2014-pres., Head Coach, IUPUI  
 ..... 2013-14, Assistant Coach, Memphis  
 ..... 2011-13, Assistant Coach, Loyola (Ill.)  
 ..... 2010-11, Assistant Coach, Cathedral H.S.



## IUPUI PLAYER CAREER STATS

### BRENNAN, Aaron

Season	gp-gs	min/avg	Total		3-Point		F-Throws		Rebounds				Other					Scoring		
			fg-fga	pct	fg-fga	pct	ft-fta	pct	off	def	tot	avg	pf	fo	ast	to	blk	stl	pts	avg
2014-15	28-24	585/20.9	71-136	.522	3-8	.375	33-46	.717	36	52	88	3.1	72	1	27	44	7	21	178	6.4
2015-16	32-9	569/17.8	55-144	.382	1-9	.111	26-31	.839	37	78	115	3.6	68	0	33	31	11	12	137	4.3
2016-17	18-0	301/16.7	48-96	.500	9-24	.375	20-25	.800	15	38	53	2.9	43	2	16	17	5	7	125	6.9
<b>TOTAL</b>	<b>78-33</b>	<b>1455/18.7</b>	<b>174-376</b>	<b>.463</b>	<b>13-41</b>	<b>.317</b>	<b>79-102</b>	<b>.775</b>	<b>88</b>	<b>168</b>	<b>256</b>	<b>3.3</b>	<b>183</b>	<b>3</b>	<b>76</b>	<b>92</b>	<b>23</b>	<b>40</b>	<b>440</b>	<b>5.6</b>

### COMBS, Darell

Season	gp-gs	min/avg	Total		3-Point		F-Throws		Rebounds				Other					Scoring		
			fg-fga	pct	fg-fga	pct	ft-fta	pct	off	def	tot	avg	pf	fo	ast	to	blk	stl	pts	avg
2015-16	31-29	947/30.5	165-386	.427	58-139	.417	117-155	.755	12	58	70	2.3	93	3	68	101	1	31	505	16.3
2016-17	18-18	567/31.5	112-266	.421	39-105	.371	58-76	.763	10	26	36	2.0	51	1	53	44	3	11	321	17.8
<b>TOTAL</b>	<b>49-47</b>	<b>1514/30.9</b>	<b>277-652</b>	<b>.425</b>	<b>97-244</b>	<b>.398</b>	<b>175-231</b>	<b>.758</b>	<b>22</b>	<b>84</b>	<b>106</b>	<b>2.2</b>	<b>144</b>	<b>4</b>	<b>121</b>	<b>145</b>	<b>4</b>	<b>42</b>	<b>826</b>	<b>16.9</b>

### FRASER, Giovanni

Season	gp-gs	min/avg	Total		3-Point		F-Throws		Rebounds				Other					Scoring		
			fg-fga	pct	fg-fga	pct	ft-fta	pct	off	def	tot	avg	pf	fo	ast	to	blk	stl	pts	avg
2016-17	12-0	76/6.3	6-14	.429	0-0	.000	4-12	.333	4	10	14	1.2	19	0	0	5	3	0	16	1.3
<b>TOTAL</b>	<b>12-0</b>	<b>76/6.3</b>	<b>6-14</b>	<b>.429</b>	<b>0-0</b>	<b>.000</b>	<b>4-12</b>	<b>.333</b>	<b>4</b>	<b>10</b>	<b>14</b>	<b>1.2</b>	<b>19</b>	<b>0</b>	<b>0</b>	<b>5</b>	<b>3</b>	<b>0</b>	<b>16</b>	<b>1.3</b>

### HALL, Evan

Season	gp-gs	min/avg	Total		3-Point		F-Throws		Rebounds				Other					Scoring		
			fg-fga	pct	fg-fga	pct	ft-fta	pct	off	def	tot	avg	pf	fo	ast	to	blk	stl	pts	avg
2015-16	23-11	383/16.7	50-97	.515	1-1	1.000	19-47	.404	41	50	91	4.0	67	4	14	17	7	10	120	5.2
2016-17	18-18	360/20.0	57-98	.582	0-0	.000	30-65	.462	49	55	104	5.8	42	0	13	25	18	5	144	8.0
<b>TOTAL</b>	<b>41-29</b>	<b>743/18.1</b>	<b>107-195</b>	<b>.549</b>	<b>1-1</b>	<b>1.000</b>	<b>49-112</b>	<b>.438</b>	<b>90</b>	<b>105</b>	<b>195</b>	<b>4.8</b>	<b>109</b>	<b>4</b>	<b>27</b>	<b>42</b>	<b>25</b>	<b>15</b>	<b>264</b>	<b>6.4</b>

### HENDERSON, T.J.

Season	gp-gs	min/avg	Total		3-Point		F-Throws		Rebounds				Other					Scoring		
			fg-fga	pct	fg-fga	pct	ft-fta	pct	off	def	tot	avg	pf	fo	ast	to	blk	stl	pts	avg
2015-16	32-2	522/16.3	49-130	.377	22-64	.344	27-39	.692	5	48	53	1.7	48	1	35	44	2	30	147	4.6
2016-17	18-0	301/16.7	30-66	.455	16-38	.421	20-26	.769	7	23	30	1.7	29	1	28	18	1	17	96	5.3
<b>TOTAL</b>	<b>50-2</b>	<b>823/16.5</b>	<b>79-196</b>	<b>.403</b>	<b>38-102</b>	<b>.373</b>	<b>47-65</b>	<b>.723</b>	<b>12</b>	<b>71</b>	<b>83</b>	<b>1.7</b>	<b>77</b>	<b>2</b>	<b>63</b>	<b>62</b>	<b>3</b>	<b>47</b>	<b>243</b>	<b>4.9</b>

### HUDSON, Chad

Season	gp-gs	min/avg	Total		3-Point		F-Throws		Rebounds				Other					Scoring		
			fg-fga	pct	fg-fga	pct	ft-fta	pct	off	def	tot	avg	pf	fo	ast	to	blk	stl	pts	avg
2016-17	7-0	19/2.7	1-4	.250	1-3	.333	0-2	.000	0	3	3	0.4	3	0	2	3	0	1	3	0.4
<b>TOTAL</b>	<b>7-0</b>	<b>19/2.7</b>	<b>1-4</b>	<b>.250</b>	<b>1-3</b>	<b>.333</b>	<b>0-2</b>	<b>.000</b>	<b>0</b>	<b>3</b>	<b>3</b>	<b>0.4</b>	<b>3</b>	<b>0</b>	<b>2</b>	<b>3</b>	<b>0</b>	<b>1</b>	<b>3</b>	<b>0.4</b>

### JAMES, Josh

Season	gp-gs	min/avg	Total		3-Point		F-Throws		Rebounds				Other					Scoring		
			fg-fga	pct	fg-fga	pct	ft-fta	pct	off	def	tot	avg	pf	fo	ast	to	blk	stl	pts	avg
2013-14	21-0	122/5.8	17-25	.680	0-0	.000	9-11	.818	12	15	27	1.3	22	0	3	4	1	4	43	2.0
2014-15	31-13	396/12.8	38-79	.481	0-0	.000	22-32	.688	29	58	87	2.8	63	2	12	32	16	9	98	3.2
2016-17	18-0	139/7.7	14-29	.483	0-0	.000	11-14	.786	16	27	43	2.4	31	0	1	7	1	3	39	2.2
<b>TOTAL</b>	<b>70-13</b>	<b>657/9.4</b>	<b>69-133</b>	<b>.519</b>	<b>0-0</b>	<b>.000</b>	<b>42-57</b>	<b>.737</b>	<b>57</b>	<b>100</b>	<b>157</b>	<b>2.2</b>	<b>116</b>	<b>2</b>	<b>16</b>	<b>43</b>	<b>18</b>	<b>16</b>	<b>180</b>	<b>2.6</b>

### McCALL, D.J.

Season	gp-gs	min/avg	Total		3-Point		F-Throws		Rebounds				Other					Scoring		
			fg-fga	pct	fg-fga	pct	ft-fta	pct	off	def	tot	avg	pf	fo	ast	to	blk	stl	pts	avg
2014-15	31-15	664/21.4	52-124	.419	6-19	.316	39-61	.639	31	58	89	2.9	49	1	38	55	1	19	149	4.8
2016-17	18-8	357/19.8	27-65	.415	1-7	.143	30-52	.577	38	63	101	5.6	36	0	26	29	4	11	85	4.7
<b>TOTAL</b>	<b>49-23</b>	<b>1021/20.8</b>	<b>79-189</b>	<b>.418</b>	<b>7-26</b>	<b>.269</b>	<b>69-113</b>	<b>.611</b>	<b>69</b>	<b>121</b>	<b>190</b>	<b>3.9</b>	<b>85</b>	<b>1</b>	<b>64</b>	<b>84</b>	<b>5</b>	<b>30</b>	<b>234</b>	<b>4.8</b>

## IUPUI PLAYER CAREER STATS

### O'LEARY, Matt

Season	gp-gs	min/avg	Total		3-Point		F-Throws		Rebounds				Scoring							
			fg-fga	pct	fg-fga	pct	ft-fta	pct	off	def	tot	avg	pf	fo	ast	to	blk	stl	pts	avg
2015-16	32-32	896/28.0	128-264	.485	28-101	.277	45-78	.577	40	151	191	6.0	70	2	69	56	10	32	329	10.3
2016-17	18-18	521/28.9	94-179	.525	36-81	.444	38-49	.776	16	102	118	6.6	40	0	46	31	10	15	262	14.6
<b>TOTAL</b>	<b>50-50</b>	<b>1417/28.3</b>	<b>222-443</b>	<b>.501</b>	<b>64-182</b>	<b>.352</b>	<b>83-127</b>	<b>.654</b>	<b>56</b>	<b>253</b>	<b>309</b>	<b>6.2</b>	<b>110</b>	<b>2</b>	<b>115</b>	<b>87</b>	<b>20</b>	<b>47</b>	<b>591</b>	<b>11.8</b>

### PATTERSON, Ron

Season	gp-gs	min/avg	Total		3-Point		F-Throws		Rebounds				Scoring							
			fg-fga	pct	fg-fga	pct	ft-fta	pct	off	def	tot	avg	pf	fo	ast	to	blk	stl	pts	avg
2016-17	18-10	418/23.2	56-132	.424	34-89	.382	9-13	.692	6	34	40	2.2	42	2	35	24	4	24	155	8.6
<b>TOTAL</b>	<b>18-10</b>	<b>418/23.2</b>	<b>56-132</b>	<b>.424</b>	<b>34-89</b>	<b>.382</b>	<b>9-13</b>	<b>.692</b>	<b>6</b>	<b>34</b>	<b>40</b>	<b>2.2</b>	<b>42</b>	<b>2</b>	<b>35</b>	<b>24</b>	<b>4</b>	<b>24</b>	<b>155</b>	<b>8.6</b>

### SINN, Grant

Season	gp-gs	min/avg	Total		3-Point		F-Throws		Rebounds				Scoring							
			fg-fga	pct	fg-fga	pct	ft-fta	pct	off	def	tot	avg	pf	fo	ast	to	blk	stl	pts	avg
2015-16	8-0	8/1.0	0-3	.000	0-3	.000	0-0	.000	0	1	1	0.1	0	0	0	1	0	0	0	0.0
2016-17	5-0	10/2.0	1-6	.167	1-6	.167	0-0	.000	1	0	1	0.2	2	0	0	0	0	0	3	0.6
<b>TOTAL</b>	<b>13-0</b>	<b>18/1.4</b>	<b>1-9</b>	<b>.111</b>	<b>1-9</b>	<b>.111</b>	<b>0-0</b>	<b>.000</b>	<b>1</b>	<b>1</b>	<b>2</b>	<b>0.2</b>	<b>2</b>	<b>0</b>	<b>0</b>	<b>1</b>	<b>0</b>	<b>0</b>	<b>3</b>	<b>0.2</b>

### THOMAS, Kellon

Season	gp-gs	min/avg	Total		3-Point		F-Throws		Rebounds				Scoring							
			fg-fga	pct	fg-fga	pct	ft-fta	pct	off	def	tot	avg	pf	fo	ast	to	blk	stl	pts	avg
2016-17	18-18	514/28.6	49-152	.322	17-51	.333	40-45	.889	8	33	41	2.3	41	1	55	27	0	16	155	8.6
<b>TOTAL</b>	<b>18-18</b>	<b>514/28.6</b>	<b>49-152</b>	<b>.322</b>	<b>17-51</b>	<b>.333</b>	<b>40-45</b>	<b>.889</b>	<b>8</b>	<b>33</b>	<b>41</b>	<b>2.3</b>	<b>41</b>	<b>1</b>	<b>55</b>	<b>27</b>	<b>0</b>	<b>16</b>	<b>155</b>	<b>8.6</b>

### THOMAS, Noah

Season	gp-gs	min/avg	Total		3-Point		F-Throws		Rebounds				Scoring							
			fg-fga	pct	fg-fga	pct	ft-fta	pct	off	def	tot	avg	pf	fo	ast	to	blk	stl	pts	avg
2016-17	5-0	17/3.4	1-5	.200	0-1	.000	3-4	.750	1	3	4	0.8	6	0	0	6	0	0	5	1.0
<b>TOTAL</b>	<b>5-0</b>	<b>17/3.4</b>	<b>1-5</b>	<b>.200</b>	<b>0-1</b>	<b>.000</b>	<b>3-4</b>	<b>.750</b>	<b>1</b>	<b>3</b>	<b>4</b>	<b>0.8</b>	<b>6</b>	<b>0</b>	<b>0</b>	<b>6</b>	<b>0</b>	<b>0</b>	<b>5</b>	<b>1.0</b>

## ACTIVE PLAYER CAREER RANKINGS

Games Played		Games Started		Minutes		Points		Rebounds		Assists		Steals	
1. Brennan	78	1. O'Leary	50	1. Combs	1514	1. Combs	826	1. O'Leary	309	1. Combs	121	t-1. Henderson	47
2. James	70	2. Combs	47	2. Brennan	1455	2. O'Leary	591	2. Brennan	256	2. O'Leary	115	t-1. O'Leary	47
t-3. Henderson	50	3. Brennan	33	3. O'Leary	1417	3. Brennan	440	3. Hall	195	3. Brennan	76	3. Combs	42
t-3. O'Leary	50	4. Hall	29	4. McCall	1021	4. Hall	264	4. McCall	190	4. McCall	64	4. Brennan	40
t-5. Combs	49	5. McCall	23	5. Henderson	823	5. Henderson	243	5. James	157	5. Henderson	63	5. McCall	30
t-5. McCall	49	6. K. Thomas	18	6. Hall	743	6. McCall	234	6. Combs	106	6. K. Thomas	55	6. Patterson	24
7. Hall	41	7. James	13	7. James	657	7. James	180	7. Henderson	83	7. Patterson	35	t-7. James	16
t-8. Patterson	18	8. Patterson	10	8. K. Thomas	514	t-8. Patterson	155	8. K. Thomas	41	8. Hall	27	t-7. K. Thomas	16
t-8. K. Thomas	18	9. Henderson	2	9. Patterson	418	t-8. K. Thomas	155	9. Patterson	40	9. James	16	9. Hall	15
10. Sinn	13	t-10. Fraser	0	10. Fraser	76	10. Fraser	16	10. Fraser	14	10. Hudson	2	10. Hudson	1
11. Fraser	12	t-10. Hudson	0	11. Hudson	19	11. N. Thomas	5	11. N. Thomas	4	t-11. Fraser	0	t-11. Fraser	0
t-11. Hudson	7	t-10. Sinn	0	12. Sinn	18	t-12. Hudson	3	t-12. Hudson	3	t-11. Sinn	0	t-11. Sinn	0
13. N. Thomas	5	t-10. N. Thomas	0	13. N. Thomas	17	t-12. Sinn	3	13. Sinn	2	t-11. N. Thomas	0	t-11. N. Thomas	0

Field Goals Made		FG Attempts		Free Throws Made		FT Attempts		Threes Made		Threes Attempted		Blocks	
1. Combs	277	1. Combs	652	1. Combs	175	1. Combs	231	1. Combs	97	1. Combs	244	1. Hall	25
2. O'Leary	222	2. O'Leary	443	2. O'Leary	83	2. O'Leary	127	2. O'Leary	64	2. O'Leary	182	2. Brennan	23
3. Brennan	174	3. Brennan	376	3. Brennan	79	3. McCall	113	3. Henderson	38	3. Henderson	102	3. O'Leary	20
4. Hall	107	4. Henderson	196	4. McCall	69	4. Hall	112	4. Patterson	34	4. Patterson	89	4. James	18
t-5. Henderson	79	5. Hall	195	5. Hall	49	5. Brennan	102	5. K. Thomas	17	5. K. Thomas	51	5. McCall	5
t-5. McCall	79	6. McCall	189	6. Henderson	47	6. Henderson	65	6. Brennan	13	6. Brennan	41	t-6. Combs	4
7. James	69	7. K. Thomas	152	7. James	42	7. James	57	7. McCall	7	7. McCall	26	t-6. Patterson	4
8. Patterson	56	8. James	133	8. K. Thomas	40	8. K. Thomas	45	t-8. Hall	1	8. Sinn	9	t-8. Fraser	3
9. K. Thomas	49	9. Patterson	132	9. Patterson	9	9. Patterson	13	t-8. Hudson	1	9. Hudson	3	t-8. Henderson	3
10. Fraser	6	10. Fraser	14	10. Fraser	4	10. Fraser	12	t-8. Sinn	1	t-10. Hall	1	t-10. Hudson	0
t-11. Hudson	1	11. Sinn	9	11. N. Thomas	3	11. N. Thomas	4	t-11. Fraser	0	t-10. N. Thomas	1	t-10. Sinn	0
t-11. Sinn	1	12. N. Thomas	5	t-12. Hudson	0	12. Hudson	2	t-11. James	0	t-12. Fraser	0	t-10. K. Thomas	0
t-11. N. Thomas	1	13. Hudson	4	t-12. Sinn	0	13. Sinn	0	t-11. N. Thomas	0	t-12. James	0	t-10. N. Thomas	0

## IUPUI RETURNER/TRANSFER CAREER-HIGHS

### #0 DARELL COMBS - CAREER HIGHS

<b>Points:</b>	32	vs. South Dakota (2/25/16)
<b>Rebounds:</b>	7	at Marquette (11/16/15)
<b>Assists:</b>	8	vs. Fort Wayne (2/27/16)
<b>FG:</b>	11	twice
<b>FGA:</b>	20	vs. South Dakota (2/25/16)
<b>3FG:</b>	6	three times
<b>3FGA:</b>	11	vs. South Dakota (2/25/16)
<b>FT:</b>	9	twice
<b>FTA:</b>	14	at Indiana St. (11/13/15)
<b>Blocks:</b>	2	vs. Marian (12/28/16)
<b>Steals:</b>	4	at Georgia State (11/27/15)
<b>Minutes:</b>	39	twice

### #11 JOSH JAMES - CAREER HIGHS

<b>Points:</b>	17	vs. Judson (1/2/14)
<b>Rebounds:</b>	10	vs. Omaha (2/28/15)
<b>Assists:</b>	2	at Oral Roberts (1/7/15)
<b>FG:</b>	7	vs. Judson (1/2/14)
<b>FGA:</b>	8	vs. Judson (1/2/14)
<b>3FG:</b>	---	
<b>3FGA:</b>	---	
<b>FT:</b>	3	twice
<b>FTA:</b>	4	twice
<b>Blocks:</b>	2	five times
<b>Steals:</b>	3	vs. South Dakota (1/24/15)
<b>Minutes:</b>	30	vs. Omaha (2/28/15)

### #22 D.J. MCCALL - CAREER HIGHS

<b>Points:</b>	14	twice
<b>Rebounds:</b>	13	at Ball State (12/3/16)
<b>Assists:</b>	7	vs. Marian (12/28/16)
<b>FG:</b>	6	at Miami (Ohio) (12/10/16)
<b>FGA:</b>	9	at Marquette (11/22/16)
<b>3FG:</b>	2	at Milwaukee (11/19/14)
<b>3FGA:</b>	2	five times
<b>FT:</b>	7	at N.C. Central (12/29/14)
<b>FTA:</b>	10	at N.C. Central (12/29/14)
<b>Blocks:</b>	1	five times
<b>Steals:</b>	3	vs. Eastern Kentucky (12/13/14)
<b>Minutes:</b>	38	at North Dakota State (2/19/15)

### #45 AARON BRENNAN - CAREER HIGHS

<b>Points:</b>	14	twice
<b>Rebounds:</b>	7	at Denver (2/4/16)
<b>Assists:</b>	4	twice
<b>FG:</b>	7	vs. Ball State (11/22/14)
<b>FGA:</b>	11	at SIUE (11/26/16)
<b>3FG:</b>	3	vs. Marian (12/28/16)
<b>3FGA:</b>	4	twice
<b>FT:</b>	6	vs. Omaha (2/28/15)
<b>FTA:</b>	7	vs. Omaha (2/28/15)
<b>Blocks:</b>	3	at South Dakota (1/1/16)
<b>Steals:</b>	3	three times
<b>Minutes:</b>	34	vs. Omaha (2/28/15)

### #1 T.J. HENDERSON - CAREER HIGHS

<b>Points:</b>	16	vs. Omaha (2/17/16)
<b>Rebounds:</b>	7	vs. North Dakota State (3/6/16)
<b>Assists:</b>	6	at SIUE (11/26/16)
<b>FG:</b>	6	vs. Omaha (2/17/16)
<b>FGA:</b>	10	at Butler (12/28/15)
<b>3FG:</b>	3	three times
<b>3FGA:</b>	6	three times
<b>FT:</b>	5	vs. Western Illinois (12/31/16)
<b>FTA:</b>	5	twice
<b>Blocks:</b>	1	three times
<b>Steals:</b>	4	twice
<b>Minutes:</b>	30	vs. South Alabama (11/24/15)

### #15 MATT O'LEARY - CAREER HIGHS

<b>Points:</b>	25	at Illinois (12/6/16)
<b>Rebounds:</b>	12	vs. North Dakota State (3/6/16)
<b>Assists:</b>	9	vs. Fort Wayne (2/27/16)
<b>FG:</b>	9	three times
<b>FGA:</b>	15	at Illinois (12/6/16)
<b>3FG:</b>	4	five times
<b>3FGA:</b>	9	twice
<b>FT:</b>	7	at Illinois (12/6/16)
<b>FTA:</b>	8	at Illinois (12/6/16)
<b>Blocks:</b>	3	vs. Marian (12/28/16)
<b>Steals:</b>	5	vs. Fort Wayne (2/27/16)
<b>Minutes:</b>	36	three times

### #24 EVAN HALL - CAREER HIGHS

<b>Points:</b>	21	vs. Omaha (1/11/17)
<b>Rebounds:</b>	11	twice
<b>Assists:</b>	4	vs. Urbana (12/12/16)
<b>FG:</b>	9	vs. Omaha (1/11/17)
<b>FGA:</b>	12	at Northwestern (12/20/16)
<b>3FG:</b>	1	at Indiana St. (11/13/15)
<b>3FGA:</b>	1	at Indiana St. (11/13/15)
<b>FT:</b>	8	vs. Urbana (12/12/16)
<b>FTA:</b>	9	twice
<b>Blocks:</b>	3	three times
<b>Steals:</b>	2	three times
<b>Minutes:</b>	27	twice

### #5 KELLON THOMAS - CAREER HIGHS

<b>Points:</b>	22	twice
<b>Rebounds:</b>	5	six times
<b>Assists:</b>	6	three times
<b>FG:</b>	8	at NJIT (12/7/15)
<b>FGA:</b>	15	twice
<b>3FG:</b>	6	at NJIT (12/7/15)
<b>3FGA:</b>	11	at Miami (Ohio) (2/27/16)
<b>FT:</b>	11	at Ball State (1/19/16)
<b>FTA:</b>	13	vs. Ohio (1/16/16)
<b>Blocks:</b>	1	three times
<b>Steals:</b>	3	twice
<b>Minutes:</b>	36	vs. Omaha (1/11/17)

### #20 GRANT SINN - CAREER HIGHS

<b>Points:</b>	3	vs. Urbana (12/12/16)
<b>Rebounds:</b>	1	twice
<b>Assists:</b>	-	---
<b>FG:</b>	1	vs. Urbana (12/12/16)
<b>FGA:</b>	2	twice
<b>3FG:</b>	1	vs. Urbana (12/12/16)
<b>3FGA:</b>	2	twice
<b>FT:</b>	-	---
<b>FTA:</b>	-	---
<b>Blocks:</b>	-	---
<b>Steals:</b>	-	---
<b>Minutes:</b>	4	vs. Urbana (12/12/16)

### #25 RON PATTERSON - CAREER HIGHS

<b>Points:</b>	17	vs. Eastern Michigan (11/19/16)
<b>Rebounds:</b>	6	vs. Urbana (12/12/16)
<b>Assists:</b>	6	at Southern Utah (12/17/16)
<b>FG:</b>	6	three times
<b>FGA:</b>	15	at Marquette (11/22/16)
<b>3FG:</b>	5	vs. Eastern Michigan (11/19/16)
<b>3FGA:</b>	9	vs. Eastern Michigan (11/19/16)
<b>FT:</b>	3	at North Dakota State (1/5/17)
<b>FTA:</b>	6	at Virginia Tech (1/3/15)
<b>Blocks:</b>	2	twice
<b>Steals:</b>	4	at Marquette (11/22/16)
<b>Minutes:</b>	31	twice

## FIRST-YEAR PLAYER SEASON/CAREER-HIGHS

	#2 ANTHONY JONES	#12 CHAD HUDSON	#32 ELYJAH GOSS	#33 GIOVANNI FRASER	#35 NOAH THOMAS	#40 EVAN BORGMAN
<b>Points:</b>	---	3 vs. Urbana	---	5 vs. Marian	2 - twice	---
<b>Rebounds:</b>	---	1 - three times	---	4 at S. Utah	3 vs. Urbana	---
<b>Assists:</b>	---	1 - twice	---	---	---	---
<b>FG:</b>	---	1 vs. Urbana	---	2 - twice	1 at S. Utah	---
<b>FGA:</b>	---	2 vs. Urbana	---	4 at Marquette	2 - twice	---
<b>3FG:</b>	---	1 vs. Urbana	---	---	---	---
<b>3FGA:</b>	---	2 vs. Urbana	---	---	1 at S. Utah	---
<b>FT:</b>	---	---	---	2 at S. Utah	2 vs. Urbana	---
<b>FTA:</b>	---	2 vs. Howard	---	6 at S. Utah	2 - twice	---
<b>Blocks:</b>	---	---	---	1 - three times	---	---
<b>Steals:</b>	---	1 vs. Howard	---	---	---	---
<b>Minutes:</b>	---	5 vs. Urbana	---	13 vs. Urbana	5 vs. Urbana	---

