



2017-2018 IUPUI JAGUARS BASKETBALL

IUPUI

SCHEDULE/RESULTS (5-11, 2-3 HORIZON)

Date	Opponent	Result/Time
Nov. 3	# Carroll Univ.	W, 65-56
Nov. 11	at Bradley	L, 53-68
Nov. 13	Anderson	W, 75-43
Nov. 17	at Eastern Illinois	L, 79-80
Nov. 21	Morehead State	W, 67-61
Nov. 28	at Western Illinois	L, 77-90
Dec. 2	at Ball State	L, 64-83
Dec. 6	SIUE	L, 81-82
Dec. 10	at No. 21/21 Purdue	L, 61-86
Dec. 16	at Washington State	L, 59-72
Dec. 18	at No. 12/12 Gonzaga	L, 71-101
Dec. 22	IU Kokomo	W, 87-76
Dec. 28	*at Northern Kentucky	L, 59-77
Dec. 30	*at Wright State	L, 52-60
Jan. 2	*at Green Bay	W, 67-63
Jan. 4	*UIC	L, 65-70
Jan. 10	*Milwaukee	W, 72-71
Jan. 12	*Green Bay	7:00 pm
Jan. 16	*Detroit Mercy	7:00 pm
Jan. 18	*at Cleveland State	7:00 pm
Jan. 20	*at Youngstown State	7:00 pm
Jan. 27	*at UIC	4:00 pm
Feb. 2	*at Detroit Mercy	7:00 pm
Feb. 4	*at Oakland	12:00 pm
Feb. 8	*Cleveland State	7:00 pm
Feb. 10	*Youngstown State	1:00 pm
Feb. 16	*at Milwaukee	8:00 pm
Feb. 19	*Oakland	7:00 pm
Feb. 23	*Wright State	11:00 am
Feb. 25	*Northern Kentucky	1:00 pm
Mar. 2	HL Tourney (1st rd)	tba
Mar. 3	HL Tourney (2nd rd)	tba
Mar. 4	HL Tourney (3rd rd)	tba
Mar. 5	HL Semifinals	tba
Mar. 6	HL Championship	tba

denotes exhibition
* denotes Horizon League games
& denotes Horizon League Tournament games

MEDIA COVERAGE

TV: ESPN3
Video Stream: ESPN3
Audio: iHeartRadio / Fox Sports 97.5 FM
Live Stats: IUPUIJags.com
Twitter: @IUPUIJaguars / @IUPUIMensBball

MBB CONTACT

Ed Holdaway - IUPUI Assistant AD
Email: eholdawa@iupui.edu
Twitter: @EdHoldaway
Cell: 317-908-2645

'03 NCAA TOURNAMENT, 2010 CBI

IUPUI (5-11, 2-3 HL) vs. GREEN BAY (7-12, 2-4 HL)

Friday, January 12, 2018 • 7:00 p.m. • Indianapolis, Ind. • Indiana Farmers Coliseum (6,800)




STAT BREAKDOWN

IUPUI (5-11, 2-3)	Green Bay (7-12, 2-4)
68.1	PPG 75.2
73.9	Opp. PPG 73.9
42.0%	FG% 42.1%
49.5%	Opp. FG% 42.5%
32.5 (-1.7)	RPG (Margin) 38.5 (-0.7)
33.7%	3FG% 32.4%
66.0%	FT% 75.4%
13.7 (+1.8)	TO/G (Margin) 14.5 (+0.3)
272	RPI 342

SERIES BREAKDOWN

Overall:	3-3
Gardner vs. Green Bay:	1-0
in Green Bay:	1-2
in Indianapolis:	1-1
neutral:	1-0
Last Meeting:	Jan. 2, 2018
Outcome:	IUPUI 67-63 (Green Bay, Wisc.)
Streak:	IUPUI has won 2
Quick Notes:	The Jan. 2 win at Green Bay was IUPUI's first-ever Horizon League victory

THE JAGUARS



PROBABLE STARTERS (based on last game)

No.	Name	Yr.	Pos.	Ht.	Hometown	PPG	RPG	APG	FG%	3FG%	FT%
10	Nick Rogers	So.	G	6-1	Indianapolis, Ind.	4.9	1.6	3.5	.288	.296	.609
22	D.J. McCall	Jr.	G	6-6	Fort Wayne, Ind.	6.2	4.4	1.7	.457	.350	.500
25	Ron Patterson	Sr.	G	6-2	Indianapolis, Ind.	10.7	2.8	2.0	.412	.357	.909
24	Evan Hall	Jr.	F	6-7	Hindman, Ky.	7.7	4.9	0.7	.455	---	.283
45	Aaron Brennan	Sr.	F	6-6	Noblesville, Ind.	12.2	3.8	1.8	.441	.259	.795

OFF THE BENCH

0	Jaylen Minnett	Fr.	G	6-1	Terre Haute, Ind.	7.3	1.3	1.4	.394	.418	.882
1	T.J. Henderson	Jr.	G	6-0	Indianapolis, Ind.	10.3	2.8	2.1	.400	.323	.796
12	Chad Hudson	So.	G	5-11	Jeffersonville, Ind.	1.5	0.2	0.3	.400	.000	.714
31	Maurice Kirby	Gr.	F	6-9	Chandler, Ariz.	5.3	4.4	0.5	.529	---	.542
32	Elyjah Goss	R-Fr.	F	6-7	Bolingbrook, Ill.	4.0	3.6	0.4	.383	.300	.882
35	Noah Thomas	So.	F/C	6-9	Lafayette, Ind.	2.0	2.0	0.0	1.000	---	1.000
40	Evan Borgman	R-Fr.	F	6-9	Batesville, Ind.	1.3	0.8	0.0	.400	.000	1.000

QUICK HITTERS

- IUPUI will continue the season's longest homestand on Friday night (Jan. 12) when the Jaguars host Green Bay at the Coliseum. The game marks the third of four straight home games over a 12-day span.
- The Jags have won two of their past three games after beating Milwaukee at the buzzer on Wednesday night, 72-71. Junior **Evan Hall** dropped in a layup as time expired to cap the evening for the Jaguars.
- IUPUI is seeking a season sweep of Green Bay tonight, having won in Green Bay 67-63 10 days earlier. **T.J. Henderson** led four Jaguars in double-digits with 13 points off the bench in that game and **Evan Hall** delivered a double-double with 10 points and 10 boards. The win at Green Bay was the Jaguars' first road win of the season.
- In five league games, senior **Aaron Brennan** (13.0 ppg) is IUPUI's lone double-digit scorer while the Jaguars next six leading scorers are separated by just 11 points total. **Ron Patterson** (8.6), **T.J. Henderson** (7.8), **Nick Rogers** (7.8), **Evan Hall** (7.2), **Jaylen Minnett** (7.0) and **D.J. McCall** (6.4) make up that group.
- IUPUI lost a conference opener for the first time ever under Gardner at Northern Kentucky, 77-59. Gardner had previously won three straight league openers coming into that contest.
- Aaron Brennan** is the lone IUPUI player to have started all 16 games this season. Gardner has used six different combinations with eight different players having made at least one start. However, IUPUI has used the group of Brennan, **Evan Hall**, **Nick Rogers**, **D.J. McCall** and **Ron Patterson** the past nine games.
- IUPUI has opened the season 2-2 in all four years since Gardner took over and never gotten back to .500 at any point in the seasons. All four years, the Jags have begun at 2-2 and dropped the fifth and sixth games of the season.
- IUPUI made the move to the Horizon League in the offseason after spending 19 years at the Division I level as a member of The Summit League. The Jaguars were picked to finish tenth in the league according to the preseason polls and no member of the Jaguars' roster earned preseason plaudits.
- The Jaguars graduated their top three players from a season ago in seniors **Darell Combs** (16.8 ppg, 63 3's), **Matt O'Leary** (13.9 ppg, 6.1 rpg, 68 3's) and **Kellon Thomas** (9.5 ppg, 90 FT%). All three started all 32 games last season and Combs (Italy) and O'Leary (Spain) signed to play overseas this season.

2017-2018 ROSTER

NUMERIC ROSTER

##	Name	Pos.	Ht.	Wt.	Yr.	Hometown/High School (Previous)
0	Jaylen Minnett	G	6-1	180	Fr.	Terre Haute, Ind./Terre Haute South
1	T.J. Henderson	G	6-0	160	Jr.	Indianapolis, Ind./Scecina
5	Camron Justice #	G	6-3	180	Jr.	Hindman, Ky./Knott County Central (Vanderbilt)
10	Nick Rogers	G	6-1	170	So.	Indianapolis, Ind./Traders Point Academy (Toledo)
12	Chad Hudson	G	5-11	175	So.	Jeffersonville, Ind./Jeffersonville / Don Bosco Prep
15	Ahmed Ismail #	C	7-1	260	Sr.	Cairo, Egypt/Nakhas Zagazig (Manhattan)
22	D.J. McCall	G	6-6	190	Jr.	Fort Wayne, Ind./Concordia Lutheran
24	Evan Hall	F	6-7	200	Jr.	Hindman, Ky./Knott County Central
25	Ron Patterson	G	6-2	200	Sr.	Indianapolis, Ind./Broad Ripple (Syracuse)
31	Maurice Kirby	F	6-9	240	Gr.	Chandler, Ariz./Basha (Loyola [Ill.])
32	Elyjah Goss	F	6-7	190	R-Fr.	Bolingbrook, Ill./Plainfield East
35	Noah Thomas	F/C	6-9	235	So.	Lafayette, Ind./Bridgton [Maine] Academy
40	Evan Borgman	F	6-9	205	R-Fr.	Batesville, Ind./Jac-Cen-Del
45	Aaron Brennan	F	6-6	225	Sr.	Noblesville, Ind./Guerin Catholic

will sit out the 2017-18 season as a Division I transfer; ^ expected to redshirt the 2017-18 season

COACHING STAFF

Head Coach:	Jason Gardner
Alma Mater:	Arizona, '11
Career Record:	(42-69; 4th season)
IUPUI Record:	(42-69; 4th season)
Conference Record:	(24-29; 4th season)
Associate Head Coach:	Matt Crenshaw
Alma Mater:	IUPUI, '04
Assistant Coach:	Roy Hairston
Alma Mater:	Purdue, '97
Assistant Coach:	Matt Bringman
Alma Mater:	Palm Beach Atlantic, '06
Senior Advisor:	Andy Fagan
Alma Mater:	Indiana, '01
Strength Coach:	Jason Quarles
Alma Mater:	IUPUI, '12

PRONUNCIATION GUIDE

Jaylen MINNETT	(min- NET)
ELYJAH Goss	(uh-lye- JUH)

RADIO / TV ROSTER



#0 - JAYLEN MINNETT
6-1 // Fr. // G
Terre Haute, Ind.



#1 - T.J. HENDERSON
6-0 // So. // G
Indianapolis, Ind.




#10 - NICK ROGERS
6-1 // So. // G
Indianapolis, Ind.



#12 - CHAD HUDSON
5-11 // So. // G
Jeffersonville, Ind.



#22 - D.J. McCALL
6-6 // Jr. // G
Fort Wayne, Ind.



#24 - EVAN HALL
6-7 // Jr. // F
Hindman, Ky.




#25 - RON PATTERSON
6-2 // Sr. // G
Indianapolis, Ind.



#31 - MAURICE KIRBY
6-9 // Gr. // F
Chandler, Ariz.




#32 - ELYJAH GOSS
6-7 // R-Fr. // F
Bolingbrook, Ill.



#35 - NOAH THOMAS
6-9 // So. // F/C
Lafayette, Ind.



#40 - EVAN BORGMAN
6-9 // R-Fr. // F
Batesville, Ind.



#45 - AARON BRENNAN
6-6 // Sr. // F
Noblesville, Ind.

CAREER DOUBLE-DIGIT PERFORMANCES/STARTS

Double-Digit Scoring Games

Name	Season	Career
Brennan	7	25
Goss	1	1
Hall	7	20
Henderson	10	23
Kirby	2	2
McCall	2	9
Minnett	4	4
Patterson	8	26
Rogers	1	1

20+ Point Scoring Games

Name	Season	Career
Brennan	3	3
Hall	0	1
McCall	1	2

Double-Digit Reb. Games

Name	Season	Career
Brennan	0	1
Goss	1	1
Hall	1	4
McCall	0	3

Double-Doubles

Name	Season	Career
Brennan	0	1
Hall	1	3

Games Started

Name	Season	Career
Brennan	16	58
Hall	15	49
Henderson	5	7
Kirby	1	1
McCall	13	50
Minnett	4	4
Patterson	15	25
Rogers	11	11

POLLS					HORIZON LEAGUE							
ASSOCIATED PRESS			COACHES		HORIZON LEAGUE STANDINGS			IUPUI IN HORIZON LEAGUE STATS				
Week 10 (Jan. 8)			Week 10 (Jan. 8)		through Jan. 9			as of Jan. 9 [denotes NCAA ranking]				
Rank	Team (1st)		Rank	Team (1st)	Team	Overall (Pct.)	HL (Pct.)	Category	HL [Nat Rk.]	Stat		
1	Villanova (52)		1	Villanova (27)	Wright State	12-5 (.706)	4-0 (1.000)	Scoring	10th	67.8 ppg		
2	West Virginia (12)		2	West Virginia (4)	Northern Kentucky	11-5 (.688)	4-0 (1.000)	Scoring Defense.....	6th	74.1 ppg		
3	Virginia (1)		3	Virginia	Youngstown State.....	5-12 (.294)	3-1 (.750)	Scoring Margin.....	9th	-6.3 ppg		
4	Michigan State		4	Michigan State	UIC	7-10 (.412)	2-2 (.500)	Free Throw %	9th	66.0%		
5	Purdue		5	Wichita State	Oakland	10-8 (.556)	2-3 (.400)	Field Goal %	10th	41.8%		
5	Wichita State		6	Duke	Milwaukee.....	9-9 (.500)	2-3 (.400)	Field Goal % Def	9th	49.4%		
7	Duke		7	Purdue	IUPUI.....	5-11 (.313)	2-3 (.400)	3Pt Field Goal %	7th	32.0%		
8	Texas Tech		8	Texas Tech	Green Bay	7-12 (.368)	2-4 (.333)	3Pt Field Goal % Def....	9th	37.2%		
9	Oklahoma		9	Oklahoma	Cleveland State.....	4-13 (.235)	1-3 (.250)	Rebounding Offense....	9th	32.8 rpg		
10	Xavier		10	Xavier	Detroit Mercy	5-13 (.278)	1-4 (.200)	Rebounding Defense ...	2nd	34.3 rpg		
11	Arizona State		11	Arizona State	UPCOMING SCHEDULE					Rebounding Margin	8th	-1.5 rpg
12	Kansas		12	Kansas	Date	Game	Time	Blocked Shots.....	8th	3.1 bpg		
13	Seton Hall		13	Cincinnati	1/11	Wright St. at Northern Ky.	7pm	Assists	6th	13.2 apg		
14	Cincinnati		14	Gonzaga	1/12	Green Bay at IUPUI	7pm	Steals	6th	6.9 spg		
15	Gonzaga		15	Seton Hall		Cleveland St. at Oakland	7pm	Turnover Margin.....	5th	+1.7/game		
16	TCU		16	TCU		Youngstown St. at Detroit Mercy	7pm	Assist/TO Ratio	t-6th	0.95 a/to		
17	Arizona		17	Clemson		Milwaukee at UIC	8pm	Offensive Rebounds....	2nd [66th]	12.1 rpg		
18	Miami		18	North Carolina	1/15	Youngstown St. at Wright St.	4pm	Defensive Rebounds....	10th	20.7 rpg		
19	Clemson		19	Miami		Cleveland St. at Northern Ky.	7:30pm	3Pt Field Goals Made...	t-7th	6.8/game		
20	North Carolina		20	Kentucky		Milwaukee at Green Bay	8pm	Home Attendance.....	10th	885/game		
21	Kentucky		21	Arizona	1/16	Detroit Mercy at IUPUI	7pm	Player Horizon [Natl Rk.]			Stat	
22	Auburn		22	Creighton	1/18	UIC at Youngstown St.	7pm	Aaron Brennan				
23	Florida State		23	Tennessee		IUPUI at Cleveland St.	7pm	Blocked Shots	13th	0.8 bpg		
24	Tennessee		24	Auburn		Wright St. at Green Bay	8pm	Scoring	19th	11.5 ppg		
25	Creighton		25	Notre Dame		Northern Ky. at Milwaukee	8pm	Evan Hall				
MID-MAJOR TOP 25					1/20	Northern Ky. at Green Bay	1pm	Off. Reb.	10th	2.0 rpg		
January 8						UIC at Cleveland St.	3:30pm	Rebounding	17th	4.6 rpg		
Rk	Team (1st)	Record	Pts.	Prev.	Conf.	1/25	Youngstown St. at Milwaukee	8pm	T.J. Henderson			
1.	Gonzaga (27)	14-3	771	1	West Coast		Cleveland St. at Green Bay	8pm	FT%	13th 78.8%		
2.	Saint Mary's (4)	15-2	748	2	West Coast	1/26	Detroit Mercy at Wright St.	7pm	D.J. McCall			
3.	New Mexico State	13-3	668	5	Western Athletic		Oakland at Detroit Mercy	4pm	Steals	2nd 1.9 spg		
4.	Louisiana	14-3	647	8	Sun Belt	1/27	IUPUI at Youngstown St.	7pm	Off. Reb.	4th [178th] 2.4 rpg		
5.	ETSU	12-4	558	16	Southern		Wright St. at Milwaukee	8pm	Rebounding	17th 4.6 rpg		
6.	Furman	12-4	551	11	Southern	1/28	Youngstown St. at Green Bay	1pm	Ron Patterson			
7.	South Dakota State	14-5	546	15	Summit		Cleveland St. at Green Bay	8pm	3FG/Gm.	9th 2.1/game		
8.	BYU	13-4	544	6	West Coast	1/29	Detroit Mercy at Wright St.	7pm	Nick Rogers			
9.	Missouri State	13-4	482	9	Missouri Valley		Oakland at Northern Ky.	9pm	Assists	7th 3.3 apg		
10.	Charleston	11-5	423	3	Colonial	2/1	UIC at Milwaukee	8pm	Ast/TO Ratio	7th 1.6 ast/to		
11.	Stephen F. Austin	13-3	418	12	Southland	2/2	IUPUI at Detroit Mercy	7pm				
12.	Loyola Chicago	12-4	400	7	Missouri Valley		Green Bay at Milwaukee	8pm				
13.	Towson	12-5	378	14	Colonial		UIC at Oakland	9pm				
14.	South Dakota	14-5	345	10	Summit							
15.	UC Santa Barbara	12-4	272	13	Big West							
16.	UT Arlington	11-6	249	17	Sun Belt							
17.	Wofford	10-5	245	18	Southern							
18.	UNC Greensboro	11-4	242	20	Southern							
19.	San Diego	12-4	218	19	West Coast							
20.	Murray State	12-3	217	24	Ohio Valley							
21.	Vermont	11-5	191	NR	America East							
22.	Georgia Southern	12-5	145	23	Sun Belt							
23.	Albany	12-5	134	4	America East							
24.	Northern Kentucky	11-5	122	NR	Horizon							
25.	Buffalo	10-5	76	NR	Mid-American							

LAST TIME OUT

IUPUI defeated Milwaukee in dramatic fashion on Wednesday night as **Evan Hall** dropped in a layup as the final horn sounded, lifting the Jaguars to a 72-71 victory. The Jags hit a season-high 14 threes in the win, paced by **Aaron Brennan's** 22 points and 12 points from **Ron Patterson**.

STARTER NOTES

In the early portion of the non-league slate, head coach **Jason Gardner** continued to tweak the Jaguars' starting five, using six different quintets. For the year, senior **Aaron Brennan** is the lone Jag to have started all 16 games and **Ron Patterson** and **Evan Hall** have each started 15 times. Eight different players have at least one start this season.

That said, the group of Brennan, Patterson, Hall, **D.J. McCall** and **Nick Rogers** have started IUPUI's last nine games.

BENCH NOTES

As a result of the shuffling lineups, the IUPUI bench has been especially strong, averaging 24.3 points per game, including a season-high 42 on two different occasions. The past four years, the IUPUI bench has outscored opponents in 74 of 111 (66.7 percent) of its games.

BENCH NOTES, PART II

IUPUI's top scorer has been a reserve in six of 16 games this season. Four different players have contributed to those six occasions.

Patterson (1): at Ball State (14 pts)
Kirby (1): at Purdue (16 pts)
Minnett (1): at Wright State (11 pts)
Henderson (3): at Gonzaga (18 pts), IUK (19 pts), at GB (13 pts)

3333333333333333

IUPUI made a season-high 14 treys in just 25 attempts against Milwaukee, finishing at a season-high 56 percent.

The 14 threes and 56 percent were the highest marks by the Jags since also making 14-of-24 (58.3 percent) against North Dakota State on Feb. 1, 2017.

CHECK THE PERCENTAGES

In IUPUI's five wins, the Jags have shot 47 percent from the field and held foes to 40.2 percent overall and 26 percent from deep.

In the Jaguars' 11 losses, IUPUI has shot just 40.0 percent overall and allowed opponents to shoot a staggering 53.9 percent from the field and 43.1 percent from beyond the arc.

IN LEAGUE PLAY...

IUPUI has defended the three well in Horizon League play, yielding just 29 percent from deep in five games. On the flip side, IUPUI is shooting 37.7 percent from deep in league play, led by **Jaylen Minnett** (47.8 percent - 11-of-23).

SERIES HISTORY

GREEN BAY (3-3)

Date	Loc	Score	W/L
1-8-77	H	66-67	L
2-4-78	A	59-86	L
11-24-03	H	66-55	W
11-20-04	A	53-68	L
11-22-10	N	63-46	W
1-2-18	A	67-63	W

EVAN ON THE GLASS

Junior **Evan Hall** has led IUPUI in rebounding the past four games, averaging 8.0 rpg during that span.

MAKE SHOTS, WIN GAMES

The most telling number of outcomes of games under head coach **Jason Gardner** has simply been field goal percentages.

IUPUI is 38-8 (.826) in games in which the Jaguars have shot a better percentage than opponents and just 4-61 (.062) when being outshot.

The Jan. 10 Milwaukee win is the only time this season IUPUI has been outshot and won the game.

GETTING LOOKS

Two areas where IUPUI has excelled this season are offensive rebounding (66th nationally - 11.9 rpg) and forcing turnovers (64th nationally - 15.5 to/g).

Because of those numbers, IUPUI has attempted 119 more shots than their foes for the year, good for 7.4 shot attempts per game.

GRADE CHECK

Ten members of the IUPUI basketball team earned at least a 3.0 grade point average during the fall semester - **Evan Borgman**, **Aaron Brennan**, **Elyjah Goss**, **Evan Hall**, **T.J. Henderson**, **Chad Hudson**, **Ahmed Ismail**, **Maurice Kirby**, **D.J. McCall** and **Noah Thomas**.

LEAGUE OPENERS

Head coach **Jason Gardner** is now 3-1 in league openers, having won all three of his Summit League openers before losing his Horizon League opener at NKU on Thursday.

1/4/15 - at Fort Wayne (63-58)
1/1/16 - at South Dakota (77-66)
12/31/16 - Western Illinois (89-71)
12/28/17 - at Northern Kentucky (59-77)

AVOIDING 0-3

With the win at Green Bay, IUPUI avoided the program's first 0-3 start to league play since the 2013-14 season. That year, IUPUI opened Summit League play 0-9 in head coach **Todd Howard's** final season.

THEFT ALERT

Junior **D.J. McCall** is currently second among Horizon League players (82nd nationally) with 1.9 steals per game. After not collecting a steal in the season's opening two games, McCall has 28 steals in 13 games (2.15 spg).

By comparison, McCall had just 22 steals *all of last season*.

NEW NIGHT, NEW SCORER

It's seemingly been a new leading scorer every night for the Jaguars this season as six different players have been the team's top scorer and nobody has scored in double-digits in every game. Junior **T.J. Henderson** has a team-high 10 double-digit scoring games and **Ron Patterson** is next in line with eight. **Aaron Brennan** and **Evan Hall** both have seven double-digit scoring games.

SNAPPED AT 13

Senior **Ron Patterson** opened the year in 13 straight games to start the season - his longest stretch of his college career. His longest streak last season was 10 straight games from Jan. 5-Feb. 8.

DEFENDING THE TREY

The Jaguars struggled to defend the three-point line during the non-league schedule, yielding 38 percent. Below are some instances of the Jaguars' woes, both individually and collectively:

at Bradley (57.1%) - Nate Kennell (5-of-9)
at EIU (45.0%) - Terrell Lewis (7-of-9)
at WIU (58.8%) - Kobe Webster (5-of-7)
vs. SIUE (68.8%)

TOUGH THREE

IUPUI endured arguably the toughest three-game stretch in program history with road games at No. 21 Purdue (L, 61-86), at Washington State (L, 59-72) and at No. 12 Gonzaga (L, 71-101). The losses at Purdue and Gonzaga dropped IUPUI to 0-17 all-time against nationally ranked foes.

In the non-conference slate, IUPUI had the nation's 50th toughest schedule (hardest in the Horizon League) according to KenPom.com.

FIVE KEY NUMBERS

Below are five key numbers from the Jaguars' loss to Milwaukee.

14-25: Jags' three-point shooting against Milwaukee, closing at 56 percent

8: Milwaukee scored just eight points off turnovers - the fewest by an IUPUI foe this season

15: Season-high 15 second chance points allowed by the Jaguars as UWM grabbed 10 offensive boards

0.1: Time left when **Evan Hall** got off the game's final shot

27: Combined personal fouls for the two teams, resulting in just 25 free throws attempted. IUPUI alone was called for 28 fouls in the previous game.

O-FOR-RANKED

IUPUI has never defeated a ranked opponent, going 0-17 versus the ranked in the program's Division I era. Below is a listing of those 17 results, 12 of which were true road games.

The Jaguars' average margin of defeat is 21.2 points per game in the 17 total losses:

12/13/99 at #2 Arizona L, 41-70
12/15/01 vs. #20 Ball State L, 81-103
3/21/03 vs. #2 Kentucky L, 64-95 // NCAA - Nashville, TN
12/13/03 at #25 Dayton L, 59-61
12/18/04 at #18 Louisville L, 60-80
11/10/07 at #11 Marquette L, 68-78
12/14/08 vs. #20 Arizona St. L, 58-59 (ot) Phoenix, Ariz.
11/14/10 at #12 Gonzaga L, 56-86
11/21/10 vs. #25 San Diego State L, 46-61 Oxford, Ohio
12/9/10 at #2 Ohio State L, 64-75
12/22/10 vs. #7 San Diego State L, 54-56 Las Vegas, Nev.
12/7/11 at #5 Louisville L, 60-90
11/12/12 at #5 Michigan L, 54-91
12/7/15 at #11 Purdue L, 53-80
12/28/15 at #9 Butler L, 54-92
12/10/17 at #21 Purdue L, 61-86
12/18/17 at #12 Gonzaga L, 71-101

AT THE HORN

Winning games at the horn has been a staple of head coach **Jason Gardner's** squads. Since Gardner took over, IUPUI has won five games in the closing seconds, including three as time expired:

P.J. Boutte 15' floater at the horn vs. Ball State (71-69 / Nov. 22, 2014)
Marcellus Barksdale layup at the horn at IPFW (84-82 / Jan. 23, 2016)
Jordan Pickett wing 3 with :02 vs. NDSU (73-72 / Jan. 31, 2016)
Darell Combs wing J with :01.5 vs. SDSU (85-83 / Jan. 18, 2017)
Evan Hall layup at the horn vs. Milwaukee (72-71 / Jan. 10, 2018)

FRESH STARTS

In the season opener at Bradley, true freshman **Jaylen Minnett** became the first IUPUI true rookie to start his debut since **Alex Young** did so against Northeastern in 2008.

Minnett had five points, two boards and an assist in his IUPUI debut.

JAGS LOCK UP RAVENS

While head coach **Jason Gardner** has preached defense in the preseason, the win over Anderson was especially impressive in that IUPUI held the Ravens to just 43 points. The 43 were the fewest by a foe since Gardner took over the program and just the second time an IUPUI opponent tallied less than 50 in the Gardner-era (49 vs. Denver on Jan. 10, 2015).

The 43 points allowed was the lowest total by an IUPUI opponent since holding Western Illinois to 42 on Feb. 6, 2010.

CUPBOARD CHECK

IUPUI brings back seven returners from last season, five of whom saw meaningful minutes. Below is a rundown of the Jaguars' top statistical returners, along with some key numbers.

NEWS, NOTES & STORYLINES (CONT.)

Stat (% Returning): Top Returners

Scoring (45.8%): Patterson (9.3), Brennan (8.4)
Rebounding (56.9%): Hall (5.2), McCall (5.0)
Assists (45.3%): Patterson (6.4), Henderson (5.2)
Minutes (50.2%): Patterson (23.7), McCall (21.2)
FGM (47.3%): Patterson (10.7), Brennan (10.2)
3FGM (43.4%): Patterson (6.2), Henderson (3.0)
FTM (34.3%): McCall (4.5), Brennan (3.9)
Blocks (69.0%): Hall (2.4), Patterson (1.3)
Steals (60.4%): Patterson (4.4), Henderson (3.2)

FULL STRENGTH

The Nov. 21 Morehead State game was the first time all season the Jags were at full strength. **Evan Hall**, **D.J. McCall** and **Nick Rogers** all missed time in the season's first three games.

GRADS

The IUPUI roster boasts three graduates this season as **Maurice Kirby** completed his degree at Loyola (Ill.) and is pursuing his master's in sports journalism. In addition, junior guard **D.J. McCall** completed his undergraduate work in three years and is now pursuing his master's degree at IUPUI. **Aaron Brennan** completed his degree requirements during the recently finished fall semester.

TRENDING

When head coach **Jason Gardner** took over the IUPUI program prior to the 2014-15 season, he knew it was going to be a lengthy rebuild. The Jags were on the heels of back-to-back 6-26 seasons and 300+ RPI finishes. As expected, Gardner has had IUPUI steadily rising since his takeover:

	Record	RPI	Final Sagarin
2012-13:	6-26	329	332
2013-14:	6-26	322	332
2014-15:	10-21	257	278
2015-16:	13-19	191	226
2016-17:	14-18	217	202

SIXTH OLDEST

Unofficially, senior swingman **Ron Patterson** is the sixth-oldest player in all of college basketball this season and will turn 25 on Jan. 24 of this season. Here is a quick rundown of those older than him going into the season with their ages as of Nov. 10, 2017:

Josh Boutte (Sam Houston St.): 25 years, 307 days
 Gibson Johnson (Hawaii'i): 25 years, 273 days
 Zach Nelson (Utah Valley): 25 years, 143 days
 Isaac Neilson (Utah Valley): 24 years, 352 days
 Kyle Brown (Cornell): 24 years, 345 days
Ron Patterson (IUPUI): 24 years, 296 days

HOOSIER MADE

IUPUI has the second-most Indiana-natives of any team in the country with nine, trailing only Ball State. Of the nine Indiana natives, four are from the Indianapolis-area in **Aaron Brennan**, **T.J. Henderson**, **Ron Patterson** and **Nick Rogers**.

NEW LEAGUE, OLD RIVALS

Although IUPUI will be in year one of Horizon League play, that doesn't mean there won't be some recognizable foes in league play.

The most recognizable will be longtime Mid-Con/Summit foe Oakland University, which IUPUI played 36 times between 1998 and 2013 as league foes. Oakland leads the all-time series 25-16, which includes five meetings in the mid-/late 70's.

Another former league foe in the Horizon League is Youngstown State, which IUPUI played six times from 1999-2001 before the Penguins moved leagues. YSU is 8-1 all-time against IUPUI, which includes three meetings from the mid-/late 70's.

Another familiar face is Wright State head coach Scott Nagy, who was the longtime leader of the South Dakota State program before taking over the Raiders a couple seasons ago. While at the helm of the SDSU program, Nagy was 13-7 against the Jaguars.

BRING 'EM ON

IUPUI added a new assistant coach in the offseason as **Matt Bringman** joined the Jaguars' staff, replacing Scott Gillespie. Bringman came to IUPUI from South Plains (Texas) College where he helped the Texans to a two-year record of 53-11 and 28-4 in conference play. South Plains was third in the 2017 NJCAA National Championships in Hutchinson, Kan.

Bringman helped a number of players on to Division I opportunities, including Jordan Brangers (Western Kentucky), Raquan Mitchell (Colorado State), Shawntrez Davis (Nebraska) and Josh Webster (Texas Tech).

OVERSEAS ADVENTURES

IUPUI's top two players from a season ago - seniors **Darell Combs** and **Matt O'Leary** - are both continuing their playing careers overseas this winter.

Combs inked a deal in early September to play for the Roseto Sharks in Italy's second division. Combs had an NBA workout with the Washington Wizards before ultimately seeking employment overseas.

O'Leary signed in late July to continue his career with Penas Huesca in the LEB Gold - Spain. LEB Gold is the the second division in Spain and known as one of the top leagues in Europe.

In addition, former Jaguars **Alex Young** and **Robert Glenn** are also continuing to play overseas.

ON THE SIDELINES

IUPUI has two Division I-transfers sitting out this season in senior center **Ahmed Ismail** (Manhattan) and junior guard **Camron Justice** (Vanderbilt).

Ismail has one season remaining and averaged 3.9 points and 4.8 rebounds per game as a junior at Manhattan. The 7-foot-1 native of Egypt blocked a team-high 32 shots last season and started 19 games for the Jaspers.

Justice, a high school teammates of **Evan Hall**, was the 2015 Kentucky Mr. Basketball selection and appeared in 33 games at Vanderbilt. The 6-foot-3 sharpshooter shot 38.9 percent from deep as a true freshman, averaging 3.4 points per contest for the Commodores. However, he barely played for Bryce Drew and the new coaching staff, opting to transfer to rejoin Hall.

NEW SIGNEES

IUPUI inked a pair at the start of the fall signing period, adding size in 6-foot-7 **Jack Hansen** (Noblesville, Ind./Guerin Catholic) and 6-foot-10 **Brandon Kenyon** (Caledonia, Ontario/RISE Prep).

Hansen played AAU with Team Blaze Select and was Gardner's first commitment of the 2018 class and chose IUPUI over interest from Valpo, Indiana State and Wright State. He averaged 19 points and nine rebounds per game as a junior and is among the state's top players heading into this season.

Kenyon played AAU with UPLAY Canada and excelled on the Nike EYBL circuit last summer. His UPLAY squad boasts Florida, Central Arkansas and Loyola signees while The RISE Prep program is expected to be among the best in the Ontario Scholastic Basketball Association (OSBA).

UNIVERSITY QUICK FACTS

Location Indianapolis, Ind.
Founded 1969
Nickname Jaguars
Colors Red, gold & black
Enrollment 30,690
Affiliation NCAA Division I
Conference The Horizon League
Home Facility (Cap.) Indiana Farmers Coliseum (6,800)
Chancellor Dr. Nasser Paydar
Athletics Director Dr. Roderick Perry
Website www.IUPUIJags.com
Twitter @IUPUIJaguars
Athletics Phone (317) 278-5247
Mailing Address 1000 Waterway Blvd.
 Indianapolis, IN 46202

BASKETBALL HISTORY

First Yr. of basketball 1972
Seasons of basketball 46th
Seasons of Division I basketball 20th
Division I (1998-pres.) Record 248-266 (.481)
NCAA Appearances 1
Last NCAA Appearance 2003
Last Postseason Appearance 2010 (CBI - Second Round)

UNIVERSITY NOTES

ABOUT THE UNIVERSITY

IUPUI is a public research university located in downtown Indianapolis that is the result of a merger of the Purdue Indianapolis Extension Center (1946) and Indiana University Indianapolis (1916). The merger was completed in 1969 and athletics began in 1972.

The university offers more than 200 degree programs and boasts an enrollment over 30,000 (22,000 undergrad and 8,000 postgrad). The university also boasts an endowment of more than \$850 million.

The university is ranked among the Top 200 "National Universities" and ranked 7th for "Up and Coming Schools." U.S. News has ranked IUPUI among the nation's elite for 13 straight years.

ATHLETIC PROWESS

IUPUI was a primary beneficiary of the 1987 Pan-American Games in Indianapolis and continues to boast some world renowned facilities.

The IU Natatorium is located on the IUPUI campus and is among the best swimming & diving facilities in the world. It has hosted the U.S. Olympic Team Trials four different times and and 12 NCAA National Championship meets. In addition, the 2017 World Juniors were held at IUPUI and 16 world records have been set in the Natatorium water.

Adjacent west is the Michael A. Carroll Track & Soccer Stadium which has hosted several USA Outdoor Track & Field Championships and NCAA Championships, along with the 1988 US Olympic Trials. Florence Griffith-Joyner set the 100m world record of 10.49 on the track.

In basketball circles, IUPUI is best known as the long-time host of the Nike All-American Camp, which was held on campus for two decades. The nation's top prep players and coaches from every level converged on campus for two weeks each summer in what was considered the elite college recruiting event of the year. Alum included LeBron James, Chris Webber, Allen Iverson, Kevin Garnett, Jason Kidd and Paul Pierce, among many others.

GEORGE HILL

IUPUI's best known basketball alum is current NBAer **George Hill**, who is in his tenth year in the league this season. Hill was originally drafted by the San Antonio Spurs (1st rd., 26th overall) in 2008.

He's played for the Spurs (2008-11), Indiana Pacers (2011-16), and Utah Jazz (2016-17) before signing with the Sacramento Kings this offseason. Hill has played in more than 600 games and made nearly 400 starts in his NBA career.

2017-2018 MISCELLANEOUS STATISTICS

IUPUI'S RECORD WHEN...

	'17-18 Overall	2018 HL	Under Gardner
Home:	4-2	1-1	25-16
Away:	1-9	1-2	16-49
Neutral:	0-0	0-0	1-4
Overtime:	0-0	0-0	4-6
Lead @ Halftime:	2-2	0-1	31-11
Trail @ Halftime:	2-9	1-2	8-55
Tied @ Halftime:	1-0	1-0	3-3
Leading w/ 5:00 left:	4-2	1-1	34-6
Trailing w/ 5:00 left:	0-8	0-2	3-59
Tied w/ 5:00 left:	1-1	1-0	5-4
Shooting 50% or better:	2-2	0-0	20-3
Shooting 40-50%:	3-2	2-1	21-30
Shooting less than 40%:	0-7	0-2	1-36
Shooting better % than opp.	4-1	1-0	38-8
Shooting worse % than opp.	1-10	1-3	4-61
Scoring less than 60:	0-4	0-2	3-26
Score 60-69 pts:	2-3	1-1	6-23
Score 70-79 pts:	2-3	1-0	15-14
Score 80-89 pts:	1-1	0-0	15-6
Score 90+ pts:	0-0	0-0	3-0
Opp. scores less than 60:	2-0	1-0	9-5
Opp. scores 60-69 pts:	1-2	0-1	15-14
Opp. scores 70-79 pts:	2-3	1-2	10-24
Opp. scores 80-89 pts:	0-4	0-0	8-16
Opp. scores 90+ pts:	0-2	0-0	0-10
Commit less TO than opp.	3-8	1-3	22-30
Commit more TO than opp.	2-3	1-0	20-36
Commit same TO as opp.	0-0	0-0	0-3
Outrebound opponent:	3-3	1-1	26-19
Outrebounded:	1-8	1-2	14-48
Rebounding is equal:	1-0	0-0	2-2
Bench outscores opp.:	5-6	2-2	37-37
Bench is outscored:	0-4	0-1	5-27
Bench scoring is equal:	0-1	0-0	0-5
Hit more FT than opp.:	1-2	0-0	24-10
Hit less FT than opp.:	4-8	2-2	17-56
Hit same FT as opp.:	0-1	0-1	1-3
Hit more 3's than opp.:	3-4	2-3	20-25
Hit less 3's than opp.:	1-7	0-0	18-36
Hit same 3's as opp.:	1-0	0-0	4-8
Decided by 5 pts or less:	2-3	2-1	19-17
Decided by 6-10 points:	1-1	0-1	5-19
Decided by 10+ points:	2-7	0-1	18-33
In home whites:	4-2	1-1	26-16
In road blacks:	1-4	1-1	3-19
In road reds:	0-5	0-1	13-34
7 in double-digits:	0-0	0-0	1-0
6 in double-digits:	0-0	0-0	1-0
5 in double-digits:	0-0	0-0	5-3
4 in double-digits:	2-1	1-0	13-8
3 in double-digits:	1-5	0-0	11-21
2 in double-digits:	2-3	1-2	9-29
1 in double-digits:	0-2	0-1	2-6
0 in double-digits:	0-0	0-0	0-2
On Mondays:	1-1	0-0	2-8
On Tuesdays:	2-1	1-0	2-10
On Wednesdays:	1-1	1-0	7-9
On Thursdays:	0-2	0-2	3-11
On Fridays:	1-1	0-0	5-5
On Saturdays:	0-4	0-1	19-22
On Sundays:	0-1	0-0	4-5
In November:	2-3	0-0	8-17
In December:	1-7	0-2	10-22
In January:	2-1	2-1	15-13
In February:	0-0	0-0	8-14
In March:	0-0	0-0	1-3

TIMES LED

Player						GAMES WITH								TOTAL	
	Pts.	Reb.	Ast.	Stl.	Blk.	10+ Pts.	20+ Pts.	10+ Reb.	3+ Ast.	3+ Blk.	3+ Stl.	3+ 3's		Dunks	Dbl-Dbls
0-Minnett	1/1	0/0	2/2	1/1	1/1	4/4	0/0	0/0	1/1	0/0	0/0	3/3		0/0	0/0
1-Henderson	2/5	1/2	4/11	3/21	1/5	10/23	0/0	0/0	6/15	0/0	2/6	1/5		0/2	0/0
10-Rogers	0/0	0/0	10/10	0/0	1/1	1/1	0/0	0/0	9/9	0/0	0/0	0/0		1/1	0/0
12-Hudson	0/0	0/0	0/0	0/0	0/0	0/0	0/0	0/0	0/0	0/0	0/0	0/0		0/0	0/0
22-McCall	2/6	3/12	4/12	8/20	1/6	2/9	1/2	0/3	3/12	0/0	4/5	1/2		6/17	0/0
24-Hall	0/2	5/17	0/1	1/6	6/23	7/20	0/1	1/4	0/3	0/3	1/1	0/0		0/10	1/3
25-Patterson	4/10	1/1	3/10	3/16	3/9	8/26	0/0	0/0	5/14	1/1	0/5	6/16		5/14	0/0
31-Kirby	1/1	2/2	0/0	0/0	1/1	2/2	0/0	0/0	0/0	0/0	0/0	0/0		2/2	0/0
32-Goss	0/0	2/2	0/0	2/2	3/3	1/1	0/0	1/1	0/0	1/1	0/0	0/0		5/5	0/0
35-Thomas	0/0	0/0	0/0	0/0	0/0	0/0	0/0	0/0	0/0	0/0	0/0	0/0		0/0	0/0
40-Borgman	0/0	0/0	0/0	0/0	0/0	0/0	0/0	0/0	0/0	0/0	0/0	0/0		1/1	0/0
45-Brennan	6/10	2/4	1/6	0/10	5/21	7/25	3/3	0/1	3/7	1/2	0/3	2/3		1/5	0/1

totals listed by season/career

SPECIALTY STATS (IUPUI/OPP)

PP = Points in the Paint; POT = Points off Turnover; 2nd = 2nd Chance Points; BP = Bench Points

Opponent	Result	PP	POT	2nd	BP	Lead	Largest	Largest	Lead	Ties
# Carroll University	W, 65-56	34/20	32/4	14/15	14/15	14	5	6	4	
at Bradley	L, 53-68	18/20	13/13	14/10	5/34	3	18	3	1	
Anderson University	W, 75-43	38/18	27/12	12/5	24/11	33	-	0	0	
at Eastern Illinois	L, 79-80	42/33	11/19	9/12	4/20	7	3	9	13	
Morehead State	W, 67-61	24/30	16/12	8/6	17/8	11	-	0	1	
at Western Illinois	L, 77-90	34/32	22/11	20/3	28/26	2	28	1	1	
at Ball State	L, 64-83	28/40	15/19	6/14	40/28	1	28	2	0	
SIUE	L, 81-82	38/22	21/10	12/9	21/21	9	10	12	9	
at Purdue	L, 61-86	26/36	16/23	7/7	42/27	9	32	5	2	
at Washington State	L, 59-72	22/36	9/12	11/9	25/15	2	19	1	1	
at Gonzaga	L, 71-101	38/48	8/15	11/6	40/61	-	30	0	0	
IU Kokomo	W, 87-76	54/28	16/14	15/11	42/14	13	9	10	5	
*at Northern Kentucky	L, 59-77	26/38	15/14	13/8	18/26	9	19	1	2	
*at Wright State	L, 52-60	18/22	14/13	3/5	21/17	6	10	5	0	
*at Green Bay	W, 67-63	36/26	16/14	11/7	26/6	11	8	3	1	
*UIC	L, 65-70	36/30	24/14	6/6	20/16	13	7	1	4	
*Milwaukee	W, 72-71	20/36	15/8	14/15	16/14	6	8	8	7	
*Green Bay										
*Detroit Mercy										
*at Cleveland State										
*at Youngstown State										
*at UIC										
*at Detroit Mercy										
*at Oakland										
*Cleveland State										
*Youngstown State										
*at Milwaukee										
*Oakland										
*Wright State										
*Northern Kentucky										
HL Tourney (1st rd)										
HL Tourney (2nd rd)										
HL Tourney (3rd rd)										
HL Semifinals										
HL Finals										
Season Highs		54/48	27/23	20/15	42/61	33	30	12	13	
Season Lows		18/18	8/8	3/3	4/6	-	-	-	-	
Totals		498/495	258/223	172/133	389/344	-	-	61	48	
Averages		31.1/30.9	16.1/13.9	10.8/8.3	24.3/21.5			3.8	3.0	

WIN/LOSS MARGINS

Margin	W	L
1	1	1
2		
3		1
4	1	
5		1
6	1	
7		
8		
9		
10		
11-15		3
16-20		2
21-30		2
30+	1	

2017-2018 IUPUI STATISTICS

THE STAT CREW SYSTEM IUPUI Combined Team Statistics (as of Jan 10, 2018) All games



RECORD:	OVERALL	HOME	AWAY	NEUTRAL
ALL GAMES	5-11	4-2	1-9	0-0
CONFERENCE	2-3	1-1	1-2	0-0
NON-CONFERENCE	3-8	3-1	0-7	0-0

#	Player	gp-gs	min	avg	Total		3-Point		F-Throw		Rebounds				pf	dq	a	to	blk	stl	pts	avg
					fg-fga	fg%	3fg-fga	3fg%	ft-fa	ft%	off	def	tot	avg								
45	BRENNAN, Aaron	16-16	424	26.5	75-170	.441	14-54	.259	31-39	.795	19	42	61	3.8	40	2	28	27	13	14	195	12.2
25	PATTERSON, Ron	16-15	452	28.3	63-153	.412	35-98	.357	10-11	.909	8	36	44	2.8	37	1	32	22	9	18	171	10.7
01	HENDERSON, T.J.	16-5	396	24.8	50-125	.400	21-65	.323	43-54	.796	13	31	44	2.8	27	0	33	36	3	15	164	10.3
24	HALL, Evan	15-15	320	21.3	51-112	.455	0-0	.000	13-46	.283	32	41	73	4.9	44	0	10	29	11	8	115	7.7
00	MINNETT, Jaylen	16-4	356	22.3	37-94	.394	28-67	.418	15-17	.882	8	12	20	1.3	30	0	23	21	1	9	117	7.3
22	McCALL, D.J.	15-13	393	26.2	37-81	.457	7-20	.350	12-24	.500	33	33	66	4.4	33	2	25	21	4	28	93	6.2
31	KIRBY, Maurice	16-1	260	16.3	36-68	.529	0-0	.000	13-24	.542	24	47	71	4.4	34	0	8	14	2	5	85	5.3
10	ROGERS, Nick	13-11	324	24.9	21-73	.288	8-27	.296	14-23	.609	3	18	21	1.6	28	0	45	27	1	7	64	4.9
32	GOSS, Elyjah	16-0	221	13.8	23-60	.383	3-10	.300	15-17	.882	20	38	58	3.6	24	0	7	12	7	8	64	4.0
35	THOMAS, Noah	2-0	8	4.0	1-1	1.000	0-0	.000	2-2	1.000	1	3	4	2.0	3	0	0	0	1	0	4	2.0
12	HUDSON, Chad	6-0	24	4.0	2-5	.400	0-2	.000	5-7	.714	0	1	1	0.2	7	0	2	2	0	0	9	1.5
40	BORGMAN, Evan	6-0	22	3.7	2-5	.400	0-1	.000	4-4	1.000	2	3	5	0.8	2	0	0	3	0	0	8	1.3
Team											28	24	52		1		5					
Total.....		16	3200		398-947	.420	116-344	.337	177-268	.660	191	329	520	32.5	310	5	213	219	52	112	1089	68.1
Opponents.....		16	3200		410-828	.495	117-312	.375	246-335	.734	141	407	548	34.2	268	4	228	248	61	109	1183	73.9

TEAM STATISTICS	IUPUI	OPP	Date	Opponent	Score	Att.
SCORING	1089	1183	11/11/17	at Bradley	L 53-68	4936
Points per game	68.1	73.9	11/13/17	ANDERSON	w 75-43	1175
Scoring margin	-5.9	-	11/17/17	at Eastern Illinois	L 79-80	769
FIELD GOALS-ATT	398-947	410-828	11/21/17	MOREHEAD STATE	w 67-61	1012
Field goal pct	.420	.495	11/28/17	at Western Illinois	L 77-90	589
3 POINT FG-ATT	116-344	117-312	12/02/17	at Ball State	L 64-83	3505
3-point FG pct	.337	.375	12/06/17	SIUE	L 81-82	809
3-pt FG made per game	7.3	7.3	12/10/17	at Purdue	L 61-86	13641
FREE THROWS-ATT	177-268	246-335	12/16/17	at Washington State	L 59-72	2240
Free throw pct	.660	.734	12/18/17	at Gonzaga	L 71-101	6000
F-Throws made per game	11.1	15.4	12/22/17	IU KOKOMO	w 87-76	615
REBOUNDS	520	548	* 12/28/17	at Northern Kentucky	L 59-77	4203
Rebounds per game	32.5	34.2	* 12/30/17	at Wright State	L 52-60	3649
Rebounding margin	-1.7	-	* 01/02/18	at Green Bay	w 67-63	1932
ASSISTS	213	228	* 01/04/18	UIC	L 65-70	815
Assists per game	13.3	14.3	* 01/10/18	MILWAUKEE	w 72-71	1002
TURNOVERS	219	248	* = Horizon League game			
Turnovers per game	13.7	15.5				
Turnover margin	+1.8	-				
Assist/turnover ratio	1.0	0.9				
STEALS	112	109				
Steals per game	7.0	6.8				
BLOCKS	52	61				
Blocks per game	3.3	3.8				
ATTENDANCE	5428	41464				
Home games-Avg/Game	6-905	10-4146				
Neutral site-Avg/Game	-	0-0				

Score by Periods	1st	2nd	Totals
IUPUI	495	594	1089
Opponents	562	621	1183

2017-2018 IUPUI HORIZON LEAGUE ONLY STATISTICS

THE STAT CREW SYSTEM IUPUI Combined Team Statistics (as of Jan 10, 2018) Conference games only



RECORD:	OVERALL	HOME	AWAY	NEUTRAL
ALL GAMES	2-3	1-1	1-2	0-0
CONFERENCE	2-3	1-1	1-2	0-0
NON-CONFERENCE	0-0	0-0	0-0	0-0

#	Player	gp-gs	min	avg	Total		3-Point		F-Throw		Rebounds				pf	dq	a	to	blk	stl	pts	avg
					fg-fga	fg%	3fg-fga	3fg%	ft-fa	ft%	off	def	tot	avg								
45	BRENNAN, Aaron	5-5	142	28.4	23-52	.442	6-18	.333	13-16	.813	4	16	20	4.0	11	0	10	10	5	3	65	13.0
25	PATTERSON, Ron	5-5	134	26.8	17-44	.386	8-25	.320	1-1	1.000	2	11	13	2.6	14	1	7	8	4	5	43	8.6
01	HENDERSON, T.J.	5-0	95	19.0	13-40	.325	8-21	.381	5-6	.833	2	8	10	2.0	11	0	4	10	0	6	39	7.8
10	ROGERS, Nick	5-5	141	28.2	11-36	.306	4-11	.364	12-18	.667	1	11	12	2.4	9	0	19	10	0	3	38	7.6
24	HALL, Evan	5-5	117	23.4	15-35	.429	0-0	.000	6-19	.316	18	16	34	6.8	16	0	4	11	4	6	36	7.2
00	MINNETT, Jaylen	5-0	100	20.0	11-28	.393	11-23	.478	2-3	.667	0	3	3	0.6	10	0	7	8	0	2	35	7.0
22	McCALL, D.J.	5-5	136	27.2	12-22	.545	3-7	.429	5-9	.556	10	13	23	4.6	10	0	8	4	2	9	32	6.4
31	KIRBY, Maurice	5-0	76	15.2	9-16	.563	0-0	.000	3-9	.333	5	11	16	3.2	13	0	1	2	1	0	21	4.2
12	HUDSON, Chad	1-0	1	1.0	1-1	1.000	0-0	.000	0-0	.000	0	0	0	0.0	0	0	0	0	0	0	2	2.0
32	GOSS, Elyjah	5-0	57	11.4	1-13	.077	0-1	.000	2-2	1.000	4	7	11	2.2	6	0	0	4	4	3	4	0.8
40	BORGMAN, Evan	1-0	1	1.0	0-1	.000	0-0	.000	0-0	.000	1	0	1	1.0	0	0	0	0	0	0	0	0.0
Team											12	8	20					3				
Total.....		5	1000		113-288	.392	40-106	.377	49-83	.590	59	104	163	32.6	100	1	60	70	20	37	315	63.0
Opponents.....		5	1000		119-247	.482	23-79	.291	80-105	.762	39	133	172	34.4	83	1	66	79	17	40	341	68.2

TEAM STATISTICS	IUPUI	OPP
SCORING	315	341
Points per game	63.0	68.2
Scoring margin	-5.2	-
FIELD GOALS-ATT	113-288	119-247
Field goal pct	.392	.482
3 POINT FG-ATT	40-106	23-79
3-point FG pct	.377	.291
3-pt FG made per game	8.0	4.6
FREE THROWS-ATT	49-83	80-105
Free throw pct	.590	.762
F-Throws made per game	9.8	16.0
REBOUNDS	163	172
Rebounds per game	32.6	34.4
Rebounding margin	-1.8	-
ASSISTS	60	66
Assists per game	12.0	13.2
TURNOVERS	70	79
Turnovers per game	14.0	15.8
Turnover margin	+1.8	-
Assist/turnover ratio	0.9	0.8
STEALS	37	40
Steals per game	7.4	8.0
BLOCKS	20	17
Blocks per game	4.0	3.4
ATTENDANCE	1817	9784
Home games-Avg/Game	2-908	3-3261
Neutral site-Avg/Game	-	0-0

Date	Opponent		Score	Att.
* 12/28/17	at Northern Kentucky	L	59-77	4203
* 12/30/17	at Wright State	L	52-60	3649
* 01/02/18	at Green Bay	W	67-63	1932
* 01/04/18	UIC	L	65-70	815
* 01/10/18	MILWAUKEE	W	72-71	1002

* = Horizon League game

Score by Periods	1st	2nd	Totals
IUPUI	147	168	315
Opponents	160	181	341

2017-2018 STATISTICAL SPLITS

Wins (5 total)

#	Player	gp-gs	min	avg	Total		3-Point		F-Throw		Rebounds				pf	dq	a	to	blk	stl	pts	avg
					fg-fga	fg%	3fg-fga	3fg%	ft-fita	ft%	off	def	tot	avg								
45	BRENNAN, Aaron	5-5	135	27.0	28-56	.500	6-17	.353	12-17	.706	7	18	25	5.0	10	0	12	11	4	5	74	14.8
01	HENDERSON, T.J.	5-2	114	22.8	19-32	.594	9-18	.500	11-14	.786	4	15	19	3.8	7	0	9	12	3	4	58	11.6
25	PATTERSON, Ron	5-5	142	28.4	18-39	.462	10-27	.370	5-5	1.000	2	14	16	3.2	16	1	13	10	3	5	51	10.2
24	HALL, Evan	4-4	91	22.8	15-33	.455	0-0	.000	3-13	.231	12	12	24	6.0	11	0	3	10	5	4	33	8.3
00	MINNETT, Jaylen	5-1	114	22.8	13-31	.419	10-22	.455	3-3	1.000	0	4	4	0.8	10	0	9	5	1	3	39	7.8
22	McCALL, D.J.	5-4	130	26.0	12-23	.522	2-4	.500	5-11	.455	7	11	18	3.6	11	0	14	7	2	11	31	6.2
10	ROGERS, Nick	4-3	95	23.8	8-28	.286	2-6	.333	4-9	.444	1	7	8	2.0	8	0	14	6	0	3	22	5.5
31	KIRBY, Maurice	5-1	81	16.2	12-22	.545	0-0	.000	3-6	.500	6	20	26	5.2	12	0	1	3	2	2	27	5.4
35	THOMAS, Noah	1-0	6	6.0	1-1	1.000	0-0	.000	2-2	1.000	1	3	4	4.0	3	0	0	0	1	0	4	4.0
32	GOSS, Elyjah	5-0	65	13.0	5-14	.357	0-0	.000	8-10	.800	7	18	25	5.0	10	0	2	3	4	0	18	3.6
40	BORGMAN, Evan	2-0	14	7.0	2-4	.500	0-1	.000	2-2	1.000	1	2	3	1.5	2	0	0	3	0	0	6	3.0
12	HUDSON, Chad	2-0	13	6.5	0-1	.000	0-1	.000	5-6	.833	0	0	0	0.0	2	0	1	2	0	0	5	2.5
Team											6	8	14					2				
Total.....		5	1000		133-284	.468	39-96	.406	63-98	.643	54	132	186	37.2	102	1	78	74	25	37	368	73.6
Opponents.....		5	1000		107-266	.402	27-103	.262	73-110	.664	51	117	168	33.6	92	1	51	82	15	35	314	62.8

Losses (11 total)

#	Player	gp-gs	min	avg	Total		3-Point		F-Throw		Rebounds				pf	dq	a	to	blk	stl	pts	avg
					fg-fga	fg%	3fg-fga	3fg%	ft-fita	ft%	off	def	tot	avg								
45	BRENNAN, Aaron	11-11	289	26.3	47-114	.412	8-37	.216	19-22	.864	12	24	36	3.3	30	2	16	16	9	9	121	11.0
25	PATTERSON, Ron	11-10	310	28.2	45-114	.395	25-71	.352	5-6	.833	6	22	28	2.5	21	0	19	12	6	13	120	10.9
01	HENDERSON, T.J.	11-3	282	25.6	31-93	.333	12-47	.255	32-40	.800	9	16	25	2.3	20	0	24	24	0	11	106	9.6
24	HALL, Evan	11-11	229	20.8	36-79	.456	0-0	.000	10-33	.303	20	29	49	4.5	33	0	7	19	6	4	82	7.5
00	MINNETT, Jaylen	11-3	242	22.0	24-63	.381	18-45	.400	12-14	.857	8	8	16	1.5	20	0	14	16	0	6	78	7.1
22	McCALL, D.J.	10-9	263	26.3	25-58	.431	5-16	.313	7-13	.538	26	22	48	4.8	22	2	11	14	2	17	62	6.2
31	KIRBY, Maurice	11-0	179	16.3	24-46	.522	0-0	.000	10-18	.556	18	27	45	4.1	22	0	7	11	0	3	58	5.3
10	ROGERS, Nick	9-8	229	25.4	13-45	.289	6-21	.286	10-14	.714	2	11	13	1.4	20	0	31	21	1	4	42	4.7
32	GOSS, Elyjah	11-0	156	14.2	18-46	.391	3-10	.300	7-7	1.000	13	20	33	3.0	14	0	5	9	3	8	46	4.2
12	HUDSON, Chad	4-0	11	2.8	2-4	.500	0-1	.000	0-1	.000	0	1	1	0.3	5	0	1	0	0	0	4	1.0
40	BORGMAN, Evan	4-0	8	2.0	0-1	.000	0-0	.000	2-2	1.000	1	1	2	0.5	0	0	0	0	0	0	2	0.5
35	THOMAS, Noah	1-0	2	2.0	0-0	.000	0-0	.000	0-0	.000	0	0	0	0.0	0	0	0	0	0	0	0	0.0
Team											22	16	38		1			3				
Total.....		11	2200		265-663	.400	77-248	.310	114-170	.671	137	197	334	30.4	208	4	135	145	27	75	721	65.5
Opponents.....		11	2200		303-562	.539	90-209	.431	173-225	.769	90	290	380	34.5	176	3	177	166	46	74	869	79.0

Home (4-2)

#	Player	gp-gs	min	avg	Total		3-Point		F-Throw		Rebounds				pf	dq	a	to	blk	stl	pts	avg
					fg-fga	fg%	3fg-fga	3fg%	ft-fita	ft%	off	def	tot	avg								
45	BRENNAN, Aaron	6-6	176	29.3	39-79	.494	9-25	.360	19-25	.760	10	23	33	5.5	12	0	15	11	8	8	106	17.7
01	HENDERSON, T.J.	6-2	145	24.2	19-44	.432	8-26	.308	17-22	.773	5	15	20	3.3	8	0	13	12	3	7	63	10.5
25	PATTERSON, Ron	6-6	175	29.2	23-55	.418	12-37	.324	5-5	1.000	4	11	15	2.5	16	0	14	11	8	6	63	10.5
24	HALL, Evan	5-5	118	23.6	21-43	.488	0-0	.000	3-16	.188	11	14	25	5.0	16	0	4	7	5	5	45	9.0
00	MINNETT, Jaylen	6-1	117	19.5	13-26	.500	9-20	.450	4-4	1.000	0	3	3	0.5	13	0	10	7	1	2	39	6.5
22	McCALL, D.J.	6-5	160	26.7	15-28	.536	2-3	.667	4-10	.400	10	11	21	3.5	16	1	15	8	3	12	36	6.0
31	KIRBY, Maurice	6-1	91	15.2	16-25	.640	0-0	.000	3-8	.375	6	23	29	4.8	13	0	3	6	2	2	35	5.8
10	ROGERS, Nick	5-4	123	24.6	7-23	.304	2-7	.286	9-15	.600	1	7	8	1.6	11	0	22	8	0	3	25	5.0
35	THOMAS, Noah	1-0	6	6.0	1-1	1.000	0-0	.000	2-2	1.000	1	3	4	4.0	3	0	0	0	1	0	4	4.0
32	GOSS, Elyjah	6-0	62	10.3	6-15	.400	0-0	.000	8-10	.800	7	17	24	4.0	12	0	2	2	4	1	20	3.3
40	BORGMAN, Evan	2-0	14	7.0	2-4	.500	0-1	.000	2-2	1.000	1	2	3	1.5	2	0	0	3	0	0	6	3.0
12	HUDSON, Chad	2-0	13	6.5	0-1	.000	0-1	.000	5-6	.833	0	0	0	0.0	2	0	1	2	0	0	5	2.5
Team											12	9	21					4				
Total.....		6	1200		162-344	.471	42-120	.350	81-125	.648	68	138	206	34.3	124	1	99	81	35	46	447	74.5
Opponents.....		6	1200		137-310	.442	39-111	.351	90-136	.662	63	135	198	33.0	118	2	63	100	22	33	403	67.2

Road (1-9)

Road (1-9)		Total				3-Point		F-Throw		Rebounds													
#	Player	gp-gs	min	avg	fg-fga	fg%	3fg-fga	3fg%	ft-fita	ft%	off	def	tot	avg	pf	dq	a	to	blk	stl	pts	avg	
25	PATTERSON, Ron	10-9	277	27.7	40-98	.408	23-61	.377	5-6	.833	4	25	29	2.9	21	1	18	11	1	12	108	10.8	
01	HENDERSON, T.J.	10-3	251	25.1	31-81	.383	13-39	.333	26-32	.813	8	16	24	2.4	19	0	20	24	0	8	101	10.1	
45	BRENNAN, Aaron	10-10	248	24.8	36-91	.396	5-29	.172	12-14	.857	9	19	28	2.8	28	2	13	16	5	6	89	8.9	
00	MINNETT, Jaylen	10-3	239	23.9	24-68	.353	19-47	.404	11-13	.846	8	9	17	1.7	17	0	13	14	0	7	78	7.8	
24	HALL, Evan	10-10	202	20.2	30-69	.435	0-0	.000	10-30	.333	21	27	48	4.8	28	0	6	22	6	3	70	7.0	
22	McCALL, D.J.	9-8	233	25.9	22-53	.415	5-17	.294	8-14	.571	23	22	45	5.0	17	1	10	13	1	16	57	6.3	
31	KIRBY, Maurice	10-0	169	16.9	20-43	.465	0-0	.000	10-16	.625	18	24	42	4.2	21	0	5	8	0	3	50	5.0	
10	ROGERS, Nick	8-7	201	25.1	14-50	.280	6-20	.300	5-8	.625	2	11	13	1.6	17	0	23	19	1	4	39	4.9	
32	GOSS, Elyjah	10-0	159	15.9	17-45	.378	3-10	.300	7-7	1.000	13	21	34	3.4	12	0	5	10	3	7	44	4.4	
12	HUDSON, Chad	4-0	11	2.8	2-4	.500	0-1	.000	0-1	.000	0	1	1	0.3	5	0	1	0	0	0	4	1.0	
40	BORGMAN, Evan	4-0	8	2.0	0-1	.000	0-0	.000	2-2	1.000	1	1	2	0.5	0	0	0	0	0	0	2	0.5	
35	THOMAS, Noah	1-0	2	2.0	0-0	.000	0-0	.000	0-0	.000	0	0	0	0.0	0	0	0	0	0	0	0	0.0	
Team											16	15	31		1			1					
Total.....		10	2000		236-603	.391	74-224	.330	96-143	.671	123	191	314	31.4	186	4	114	138	17	66	642	64.2	
Opponents.....		10	2000		273-518	.527	78-201	.388	156-199	.784	78	272	350	35.0	150	2	165	148	39	76	780	78.0	

2017-2018 INDIVIDUAL SUPERLATIVES

	IUPUI	Opponent
Points	25 - three times	27 - four times
Field Goals Made	12 - Aaron Brennan at E. Illinois (11/17/17)	11 - twice
Field Goals Attempted	20 - D.J. McCall at W. Illinois (11/28/17)	17 - twice
Highest FG Pct. (min. 5 made)	.714 (5-7) - T.J. Henderson at Green Bay (1/2/18)	1.000 (5-5) - Trey Moses at Ball State (12/2/17)
3-Pt Field Goals Made	5 - Ron Patterson at Washington St. (12/16/17)	7 - Terrell Lewis at E. Illinois (11/17/17)
3-Pt Field Goals Attempted	13 - Ron Patterson at Washington St. (12/16/17)	9 - twice
3-Pt FG Pct. (min. 3 made)	.600 (3-5) - four times	1.000 (3-3) - David McFarland vs. SIUE (12/6/17)
Free Throws Made	8 - T.J. Henderson vs. Morehead State (11/21/17)	10 - Killian Tillie at Gonzaga (12/18/17)
Free Throws Attempted	10 - T.J. Henderson vs. Morehead State (11/21/17)	13 - Jajuan Starks at E. Illinois (11/17/17)
Free Throw Pct. (min. 5 made)	.875 (7-8) - T.J. Henderson at Gonzaga (12/18/17)	1.000 (10-10) - Killian Tillie at Gonzaga (12/18/17)
Offensive Rebounds	7 - twice	4 - five times
Defensive Rebounds	8 - twice	13 - twice
Total Rebounds	12 - Elyjah Goss vs. Anderson (11/13/17)	14 - Johnathan Williams at Gonzaga (12/18/17)
Assists	6 - twice	9 - Eddie Miles vs. IU Kokomo (12/22/17)
Turnovers	4 - nine times	8 - Justin Mitchell at Wright State (12/30/17)
Blocked Shots	3 - three times	5 - Brandon Gilbeck at W. Illinois (11/28/17)
Steals	4 - three times	4 - Justin Mitchell at Wright State (12/30/17)
Minutes Played (regulation game)	38 - twice	40 - twice
Minutes Played (OT game)		

2017-2018 COMPARISON STATISTICS

Opponent	1st	2nd	Score	Mar	Total FG	FG Pct	3-Pointers	3FG Pct	Free Throws	FT Pct	Rebounds	Assist	T/Over	Block	Steal	Fouls
Bradley	19/28	34/40	53-68	(15)	15-53/25-56	.283/.446	6-20/12-21	.300/.571	17-20/6-12	.850/.500	35/39 (4)	8/20	12/14	1/3	6/4	17/20
ANDERSON	41/21	34/22	75-43	+32	29-56/13-51	.518/.255	6-18/4-24	.333/.167	11-14/13-24	.786/.542	41/32 +9	17/6	19/23	9/4	9/8	21/17
Eastern Illinois	41/38	38/42	79-80	(1)	34-57/24-47	.596/.511	8-17/9-20	.471/.450	3-7/23-31	.429/.742	29/26 +3	19/12	15/10	0/1	5/8	20/13
MOREHEAD STATE	32/25	35/36	67-61	+6	20-45/22-51	.444/.431	5-16/5-20	.313/.250	22-32/12-18	.688/.667	31/31 -	13/7	14/18	2/4	5/4	22/25
Western Illinois	24/48	53/42	77-90	(13)	29-73/29-48	.397/.604	9-30/10-17	.300/.588	10-18/22-26	.556/.846	34/37 (3)	14/14	10/17	2/8	8/3	21/14
Ball State	23/41	41/42	64-83	(19)	22-58/31-58	.379/.534	7-21/10-28	.333/.357	13-15/11-17	.867/.647	30/36 (6)	11/19	18/15	1/4	10/7	18/15
SIUE	41/42	40/40	81-82	(1)	30-60/27-47	.500/.574	6-23/11-16	.261/.688	15-26/17-25	.577/.680	31/30 +1	21/13	10/16	9/4	8/3	20/25
Purdue	31/40	30/46	61-86	(25)	23-54/31-57	.426/.544	7-21/8-26	.333/.308	8-11/16-17	.727/.941	26/30 (4)	10/20	18/13	1/3	7/11	18/11
Washington State	30/36	29/36	59-72	(13)	24-71/28-51	.338/.549	10-31/8-20	.323/.400	1-2/8-9	.500/.889	33/37 (4)	11/20	9/14	3/8	6/6	12/8
Gonzaga	31/47	40/54	71-101	(30)	25-64/34-50	.391/.680	5-22/8-18	.227/.444	16-21/25-29	.762/.862	24/38 (14)	9/16	10/17	0/2	4/7	23/20
IU KOKOMO	35/36	52/40	87-76	+11	34-68/27-65	.500/.415	7-19/9-23	.368/.391	12-19/13-22	.632/.591	43/40 +3	20/15	14/12	4/3	7/8	18/17
Northern Kentucky	22/31	37/46	59-77	(18)	21-62/31-54	.339/.574	8-21/6-15	.381/.400	9-13/9-12	.692/.750	31/38 (7)	10/18	12/13	3/7	7/8	16/15
Wright State	19/26	33/34	52-60	(8)	18-51/22-51	.353/.431	7-23/6-19	.304/.316	9-15/10-13	.600/.769	29/38 (9)	9/13	17/20	2/1	5/10	15/13
Green Bay	33/33	34/30	67-63	+4	25-60/18-46	.417/.391	7-18/1-17	.389/.059	10-21/26-33	.476/.788	43/31 +12	13/13	17/15	4/2	8/12	26/21
UIC	41/34	24/36	65-70	(5)	24-60/21-43	.400/.488	4-19/2-9	.211/.222	13-22/26-34	.591/.765	32/31 +1	13/12	14/17	5/5	9/7	28/22
MILWAUKEE	32/36	40/35	72-71	+1	25-55/27-53	.455/.509	14-25/8-19	.560/.421	8-12/9-13	.667/.692	28/34 (6)	15/10	10/14	6/2	8/3	15/12

Note: Game totals are displayed in the format TEAM/OPPONENT for each category

2017-2018 GAME-BY-GAME LEADERS / STARTING FIVES

Opponent	Starting 5	Points	Rebounds	Assists	Blocks	Steals
Carroll University #	Minnett-Henderson-Patterson-Hall-Brennan	Brennan (15)	Kirby (9)	Henderson (4)	Kirby (3)	Henderson (6)
at Bradley	Minnett-Henderson-Patterson-Hall-Brennan	Patterson (16)	Hall (7)	Henderson (3)	Hall (1)	Henderson (2)
Anderson	Minnett-Henderson-Patterson-Kirby-Brennan	Brennan (18)	Goss (12)	McCall (4)	Goss (3)	Henderson (3)
at Eastern Illinois	Minnett-Henderson-Patterson-Hall-Brennan	Brennan (25)	Brennan (7)	Patterson (6)	---	Patterson (2)
Morehead State	Henderson-McCall-Patterson-Hall-Brennan	Brennan (15)	Brennan (7)	2 tied w/ (3)	2 tied w/ (1)	McCall (2)
at Western Illinois	Henderson-McCall-Patterson-Hall-Brennan	McCall (25)	McCall (8)	Rogers (4)	w tied w/ (1)	2 tied w/ (2)
at Ball State	Minnett-Rogers-McCall-Hall-Brennan	Patterson (14)	Kirby (7)	3 tied w/ (2)	Rogers (1)	2 tied w/ (3)
SIUE	Henderson-Rogers-Patterson-Hall-Brennan	Brennan (25)	McCall (9)	Rogers (5)	2 tied w/ (3)	McCall (4)
at Purdue	Rogers-McCall-Patterson-Hall-Brennan	Kirby (16)	Goss (6)	Minnett (2)	Hall (1)	McCall (4)
at Washington St.	Rogers-McCall-Patterson-Hall-Brennan	Patterson (19)	Patterson (6)	2 tied w/ (3)	Brennan (2)	McCall (2)
at Gonzaga	Rogers-McCall-Patterson-Hall-Brennan	Henderson (18)	Kirby (5)	Rogers (5)	---	Patterson (2)
IU Kokomo	Rogers-McCall-Patterson-Hall-Brennan	Henderson (19)	Henderson (8)	Patterson (5)	4 tied w/ (1)	McCall (3)
at Northern Ky.	Rogers-McCall-Patterson-Hall-Brennan	McCall (11)	McCall (7)	Rogers (3)	Goss (2)	McCall (2)
at Wright State	Rogers-McCall-Patterson-Hall-Brennan	Minnett (11)	Hall (6)	3 tied w/ (2)	2 tied w/ (1)	Goss (2)
at Green Bay	Rogers-McCall-Patterson-Hall-Brennan	Henderson (13)	Hall (10)	3 tied w/ (3)	Hall (2)	McCall (4)
UIC	Rogers-McCall-Patterson-Hall-Brennan	Brennan (18)	Hall (7)	Rogers (6)	2 tied w/ (2)	Henderson (3)
Milwaukee	Rogers-McCall-Patterson-Hall-Brennan	Brennan (22)	Hall (9)	Rogers (5)	Hall (2)	Hall (3)
Green Bay						
Detroit Mercy						
at Cleveland State						
at Y'town State						
at UIC						
at Detroit Mercy						
at Oakland						
Cleveland State						
Y'town State						
at Milwaukee						
Oakland						
Wright State						
Northern Ky.						
HL 1st Rd.						
HL 2nd Rd.						
HL 3rd Rd.						
HL Semis						
HL Finals						

2017-2018 POINTS-REBOUNDS-ASSISTS

Opponent	Date	Score		00 MINNETT,JA	01 HENDERSON,	10 ROGERS,NIC	12 HUDSON,CHA	22 MCCALL,DJ	24 HALL, EVAN	25 PATTERSON,
at Bradley	11/11/17	53-68	L	5-2-1	10-3-3	DNP	0-1-0	DNP	11-7-1	16-2-1
ANDERSON	11/13/17	75-43	w	5-0-2	10-2-3	DNP	3-0-1	3-2-4	DNP	9-3-3
at Eastern Illinois	11/17/17	79-80	L	8-1-1	10-3-5	DNP	DNP	0-5-0	13-5-2	19-4-6
MOREHEAD STATE	11/21/17	67-61	w	11-0-2	11-5-3	0-2-2	DNP	8-4-3	6-1-0	10-1-1
at Western Illinois	11/28/17	77-90	L	12-4-2	7-2-2	4-0-4	DNP	25-8-1	4-6-0	5-2-2
at Ball State	12/02/17	64-83	L	8-0-1	11-1-2	5-1-2	DNP	0-6-2	4-3-0	14-3-1
SIUE	12/06/17	81-82	L	3-1-1	10-3-4	7-0-5	DNP	8-9-2	12-4-1	8-2-3
at Purdue	12/10/17	61-86	L	12-3-2	10-1-1	6-1-1	2-0-1	4-2-1	0-1-1	3-2-1
at Washington State	12/16/17	59-72	L	5-4-1	9-2-3	2-5-3	DNP	3-1-2	4-4-0	19-6-1
at Gonzaga	12/18/17	71-101	L	5-0-1	18-4-1	0-0-5	0-0-0	4-4-0	12-4-0	9-1-1
IU KOKOMO	12/22/17	87-76	w	8-2-2	19-8-2	2-0-4	2-0-0	6-2-2	13-4-1	16-5-5
at Northern Kentucky	12/28/17	59-77	L	3-0-2	7-4-1	5-1-3	2-0-0	11-7-1	9-2-0	9-2-1
at Wright State	12/30/17	52-60	L	11-1-2	6-1-1	6-1-2	DNP	5-3-0	3-6-1	10-2-1
at Green Bay	01/02/18	67-63	w	9-2-0	13-3-1	11-4-3	DNP	5-9-3	10-10-1	4-5-3
UIC	01/04/18	65-70	L	6-0-0	8-1-1	7-4-6	DNP	2-3-2	10-7-1	8-2-1
MILWAUKEE	01/10/18	72-71	w	6-0-3	5-1-0	9-2-5	DNP	9-1-2	4-9-1	12-2-1

Opponent	Date	Score		31 KIRBY,MAUR	32 GOSS,ELYJA	35 THOMAS,NOA	40 BORGMAN,EV	45 BRENNAN,AA
at Bradley	11/11/17	53-68	L	1-5-0	2-6-0	DNP	2-1-0	6-2-2
ANDERSON	11/13/17	75-43	w	9-9-1	8-12-0	4-4-0	6-3-0	18-6-3
at Eastern Illinois	11/17/17	79-80	L	0-4-2	4-0-1	DNP	DNP	25-7-2
MOREHEAD STATE	11/21/17	67-61	w	2-2-0	4-4-0	DNP	DNP	15-7-2
at Western Illinois	11/28/17	77-90	L	2-3-1	10-1-1	DNP	DNP	8-6-1
at Ball State	12/02/17	64-83	L	8-7-1	7-6-1	DNP	DNP	7-1-1
SIUE	12/06/17	81-82	L	6-4-1	2-1-0	DNP	DNP	25-5-4
at Purdue	12/10/17	61-86	L	16-4-1	2-6-1	0-0-0	0-0-0	6-2-0
at Washington State	12/16/17	59-72	L	2-5-0	9-2-0	DNP	DNP	6-0-1
at Gonzaga	12/18/17	71-101	L	11-5-0	6-4-1	DNP	0-0-0	6-0-0
IU KOKOMO	12/22/17	87-76	w	7-7-0	6-5-2	DNP	0-0-0	8-5-2
at Northern Kentucky	12/28/17	59-77	L	4-4-0	2-2-0	DNP	0-1-0	7-5-2
at Wright State	12/30/17	52-60	L	2-3-0	2-4-0	DNP	DNP	7-2-2
at Green Bay	01/02/18	67-63	w	4-2-0	0-3-0	DNP	DNP	11-3-2
UIC	01/04/18	65-70	L	6-1-1	0-1-0	DNP	DNP	18-6-1
MILWAUKEE	01/10/18	72-71	w	5-6-0	0-1-0	DNP	DNP	22-4-3

2017-2018 TEAM SUPERLATIVES

<i>IUPUI High</i>	<i>IUPUI Low</i>	<i>Statistical Category</i>	<i>Opponent High</i>	<i>Opponent Low</i>
87 vs. IUK (12/22)	52 at Wright St. (12/30)	Points	101 at Gonzaga (12/18)	43 vs. Anderson (11/13)
41 - three times	19 - twice	First Half Points	48 at W. Illinois (11/28)	21 vs. Anderson (11/13)
53 at W. Illinois (11/28)	24 vs. UIC (1/4)	Second Half Points	54 at Gonzaga (12/18)	22 vs. Anderson (11/13)
34 - twice	15 at Bradley (11/11)	Field Goals	34 at Gonzaga (12/18)	13 vs. Anderson (11/13)
73 at W. Illinois (11/28)	45 vs. Morehead St. (11/21)	Field Goal Attempts	65 vs. IUK (12/22)	43 vs. UIC (1/4)
.596 at E. Illinois (11/17)	.283 at Bradley (11/11)	FG Percentage	.680 at Gonzaga (12/18)	.255 vs. Anderson (11/13)
14 vs. Milwaukee (1/10)	4 vs. UIC (1/4)	3-Point Field Goals	12 at Bradley (11/11)	1 at Green Bay (1/2)
31 at Washington St. (12/16)	16 vs. Morehead St. (11/21)	3-Point Field Goal Att.	28 at Ball State (12/2)	9 vs. UIC (1/4)
.560 vs. Milwaukee (1/10)	.211 vs. UIC (1/4)	3-Point FG Percentage	.688 vs. SIUE (12/6)	.059 at Green Bay (1/2)
22 vs. Morehead St. (11/21)	1 at Washington St. (12/16)	Free Throws	26 - twice	6 at Bradley (11/11)
32 vs. Morehead St. (11/21)	2 at Washington St. (12/16)	Free Throw Attempts	34 vs. UIC (1/4)	9 at Washington St. (12/16)
.867 at Ball State (12/2)	.429 at E. Illinois (11/17)	Free Throw Percentage	.941 at Purdue (12/10)	.500 at Bradley (11/11)
18 at W. Illinois (11/28)	7 at Wright St. (12/30)	Offensive Rebounds	14 vs. Anderson (11/13)	5 - twice
32 vs. IUK (12/22)	13 at Gonzaga (12/18)	Defensive Rebounds	32 - twice	16 at E. Illinois (11/17)
43 - twice	24 at Gonzaga (12/18)	Total Rebounds	40 vs. IUK (12/22)	26 at E. Illinois (11/17)
28 vs. UIC (1/4)	12 at Washington St. (12/16)	Fouls	25 - twice	8 at Washington St. (12/16)
21 vs. SIUE (12/6)	8 at Bradley (11/11)	Assists	20 - three times	6 vs. Anderson (11/13)
19 vs. Anderson (11/13)	9 at Washington St. (12/16)	Turnovers	23 vs. Anderson (11/13)	10 at E. Illinois (11/17)
9 - twice	0 - twice	Blocked Shots	8 - twice	1 - twice
10 at Ball State (12/2)	4 at Gonzaga (12/18)	Steals	12 at Green Bay (1/2)	3 - three times



Jason Gardner was named the eighth head coach in IUPUI men's basketball program's history on April 2, 2014. Gardner, the 1999 winner of the Indiana Mr. Basketball Award, spent a year on the University of Memphis bench and two seasons at Loyola prior to that.

In his first season on the Jaguars' bench, he guided IUPUI to 10 wins, more than tripling the program's Division I win total from a year prior. His hiring paid immediate dividends on the recruiting trail, as he immediately inked five Division I transfers, four of whom were former in-state standouts.

In year two, Gardner led the Jags to a 13-win season against one of the nation's stiffest schedules, including a 9-7 mark in league play and a finish in the top half of the league standings. He upped his program's win total to 14 in his third year while coaching the program's first Academic All-American (Matt O'Leary).

Gardner has shown he's a proven recruiter, inking talent, both through high school signees, transfers and graduate transfers.

While at Memphis, Gardner helped the Tigers to a 24-10 record as Shaq Goodwin and Joe Jackson earned All-Conference accolades. In addition, Memphis forward Austin Nichols was a unanimous selection to the American Athletics Conference All-Rookie Team after averaging 9.1 points and 4.2 boards per game. Gardner was a college teammate of current Memphis Head Coach Josh Pastner at Arizona.

Prior to coming to Memphis, Gardner was an assistant under Porter Moser at Loyola, helping the Ramblers to an eight-game improvement from 2011-12 to 2012-13. He coached Ben Averkamp to All-Horizon League accolades for two straight seasons, while Loyola point guard Cully Payne was a Bob Cousy Award nominee. He also helped recruit one of the top signing classes in the Horizon League prior to the 2012-13 season. Gardner's coaching career began in 2010 when he served as an assistant at nearby Cathedral High School.

Gardner's racked up numerous accolades during his prestigious high school, college and professional playing careers. He was a 1999 McDonald's and Parade All-American while at North Central High School, finishing his prep career with a school record 1,669 points. He was a two-time Gatorade Circle of Champions Indiana Player of the Year and was named the 1998-99 Indianapolis County Player of the Year by The Indianapolis Star and Indianapolis News. His senior season, he helped NCHS to the IHSAA 4A state championship and Tournament of Champions title while averaging 22.6 points, 4.7 rebounds, 4.0 assists and 3.0 steals per game.

The 5-foot-10 point guard was recruited to the University of Arizona by legendary Head Coach Lute Olsen, where he was a four-year All-American for the Wildcats. He was the 2002-03 Naismith National Player of the Year and Lowe's Senior CLASS award recipient. He was the 2000 consensus National Freshman of the Year and closed his career as one of four players in Pac-12 history with 1,500 points, 500 assists and 200 steals for a career. He helped lead Arizona to two Pac-12 regular season titles (2000, 2003) and four consecutive NCAA Tournament berths. The Wildcats made three Sweet Sixteens (2001, 2002, 2003), two Elite Eights (2001, 2003) and were the NCAA national runner-up in 2001. All total, Arizona won 107 games during Gardner's four seasons and he still holds school records for games started (135) and minutes played (4,825), while ranking third in school history with 1,984 career points. He also finished second in threes made (318) and fourth in assists (622). He earned his degree from the university in 2011 in disciplinary studies.

Gardner later played professionally overseas for more than eight years, primarily in Germany. In 2009, he was named MVP of German Basketball Bundesliga after helping Oldenburg to the league crown, averaging 13.7 points, 4.0 assists and 3.0 boards per game. He was a two-time Basketball Bundesliga All-Star, including starting the 2007 game.

Gardner is married to the former Jacquelyn Maxberry and the couple has four children, Jasper, Jason Jr., Jacob and Jackson.



THE GARDNER FILE

School: Arizona, '11

Seasons with IUPUI: fourth season

Career Record:..... 42-69 (4th year)

Coaching Experience:

..... 2014-pres., Head Coach, IUPUI

..... 2013-14, Assistant Coach, Memphis

..... 2011-13, Assistant Coach, Loyola (Ill.)

..... 2010-11, Assistant Coach, Cathedral H.S.



IUPUI PLAYER CAREER STATS

BRENNAN, Aaron

Season	gp-gs	min/avg	Total		3-Point		F-Throws		Rebounds				Scoring							
			fg-fga	pct	fg-fga	pct	ft-fita	pct	off	def	tot	avg	pf	fo	ast	to	blk	stl	pts	avg
2014-15	28-24	585/20.9	71-136	.522	3-8	.375	33-46	.717	36	52	88	3.1	72	1	27	44	7	21	178	6.4
2015-16	32-9	569/17.8	55-144	.382	1-9	.111	26-31	.839	37	78	115	3.6	68	0	33	31	11	12	137	4.3
2016-17	32-9	596/18.6	102-203	.502	27-57	.474	39-54	.722	27	85	112	3.5	76	4	26	30	10	16	270	8.4
2017-18	16-16	424/26.5	75-170	.441	14-54	.259	31-39	.795	19	42	61	3.8	40	2	28	27	13	14	195	12.2
TOTAL	108-58	2174/20.1	303-653	.464	45-128	.352	129-170	.759	119	257	376	3.5	256	7	114	132	41	63	780	7.2

HALL, Evan

			Total		3-Point		F-Throws		Rebounds											Scoring	
Season	gp-gs	min/avg	fg-fga	pct	fg-fga	pct	ft-fita	pct	off	def	tot	avg	pf	fo	ast	to	blk	stl	pts	avg	
2015-16	23-11	383/16.7	50-97	.515	1-1	1.000	19-47	.404	41	50	91	4.0	67	4	14	17	7	10	120	5.2	
2016-17	30-23	596/19.9	96-163	.589	0-0	.000	35-89	.393	73	83	156	5.2	83	1	14	40	24	16	227	7.6	
2017-18	15-15	320/21.3	51-112	.455	0-0	.000	13-46	.283	32	41	73	4.9	44	0	10	29	11	8	115	7.7	
TOTAL	68-49	1299/19.1	197-372	.530	1-1	1.000	67-182	.368	146	174	320	4.7	194	5	38	86	42	34	462	6.8	

HENDERSON, T.J.

			Total		3-Point		F-Throws		Rebounds											Scoring	
Season	gp-gs	min/avg	fg-fga	pct	fg-fga	pct	ft-fla	pct	off	def	tot	avg	pf	fo	ast	to	blk	stl	pts	avg	
2015-16	32-2	522/16.3	49-130	.377	22-64	.344	27-39	.692	5	48	53	1.7	48	1	35	44	2	30	147	4.6	
2016-17	32-0	566/17.7	60-134	.448	30-75	.400	39-56	.696	10	40	50	1.6	58	1	52	38	5	32	189	5.9	
2017-18	16-5	396/24.8	50-125	.400	21-65	.323	43-54	.796	13	31	44	2.8	27	0	33	36	3	15	164	10.3	
TOTAL	80-7	1484/18.6	159-389	.409	73-204	.358	109-149	.732	28	119	147	1.8	133	2	120	118	10	77	500	6.3	

HUDSON, Chad

			Total		3-Point		F-Throws		Rebounds											Scoring	
Season	gp-gs	min/avg	fg-fga	pct	fg-fga	pct	ft-fta	pct	off	def	tot	avg	pf	fo	ast	to	blk	stl	pts	avg	
2016-17	10-0	23/2.3	1-4	.250	1-3	.333	1-4	.250	0	3	3	0.3	3	0	2	3	0	1	4	0.4	
2017-18	6-0	24/4.0	2-5	.400	0-2	.000	5-7	.714	0	1	1	0.2	7	0	2	2	0	0	9	1.5	
TOTAL	16-0	47/2.9	3-9	.333	1-5	.200	6-11	.545	0	4	4	0.3	10	0	4	5	0	1	13	0.8	

McCALL, D.J.

			Total		3-Point		F-Throws		Rebounds											Scoring	
Season	gp-gs	min/avg	fg-fga	pct	fg-fga	pct	ft-fla	pct	off	def	tot	avg	pf	fo	ast	to	blk	stl	pts	avg	
2014-15	31-15	664/21.4	52-124	.419	6-19	.316	39-61	.639	31	58	89	2.9	49	1	38	55	1	19	149	4.8	
2016-17	32-22	678/21.2	51-120	.425	5-18	.278	45-77	.584	66	95	161	5.0	71	0	48	41	8	22	152	4.8	
2017-18	15-13	393/26.2	37-81	.457	7-20	.350	12-24	.500	33	33	66	4.4	33	2	25	21	4	28	93	6.2	
TOTAL	78-50	1735/22.2	140-325	.431	18-57	.316	96-162	.593	130	186	316	4.1	153	3	111	117	13	69	394	5.1	

PATTERSON, Ron

			Total		3-Point		F-Throws		Rebounds											Scoring	
Season	gp-gs	min/avg	fg-fga	pct	fg-fga	pct	ft-fta	pct	off	def	tot	avg	pf	fo	ast	to	blk	stl	pts	avg	
2016-17	32-10	757/23.7	107-242	.442	62-156	.397	21-30	.700	15	64	79	2.5	70	2	64	40	13	44	297	9.3	
2017-18	16-15	452/28.3	63-153	.412	35-98	.357	10-11	.909	8	36	44	2.8	37	1	32	22	9	18	171	10.7	
TOTAL	48-25	1209/25.2	170-395	.430	97-254	.382	31-41	.756	23	100	123	2.6	107	3	96	62	22	62	468	9.8	

THOMAS, Noah

			Total		3-Point		F-Throws		Rebounds										Scoring	
Season	gp-gs	min/avg	fg-fga	pct	fg-fga	pct	ft-fta	pct	off	def	tot	avg	pf	fo	ast	to	blk	stl	pts	avg
2016-17	8-0	20/2.5	1-5	.200	0-1	.000	3-4	.750	1	3	4	0.5	6	0	0	7	0	0	5	0.6
2017-18	2-0	8/4.0	1-1	1.000	0-0	.000	2-2	1.000	1	3	4	2.0	3	0	0	0	1	0	4	2.0
TOTAL	10-0	28/2.8	2-6	.333	0-1	.000	5-6	.833	2	6	8	0.8	9	0	0	7	1	0	9	0.9

IUPUI PLAYER CAREER-HIGHS (bold means occurred in 2017-18 season)

	#0 JAYLEN MINNETT	#1 T.J. HENDERSON	#10 NICK ROGERS	#12 CHAD HUDSON	#22 D.J. McCALL	#24 EVAN HALL	#25 RON PATTERSON	#31 MAURICE KIRBY	#32 ELYJAH GOSS	#35 NOAH THOMAS	#40 EVAN BORGMAN	#45 AARON BRENNAN
Points:	12 - 2x	19 (12/22/17)	11 (1/2/18)	3 - 2x	25 (11/28/17)	21 (1/11/17)	19 - 3x	16 (12/10/17)	10 (11/28/17)	4 (11/13/17)	6 (11/13/17)	25 - 2x
Rebounds:	4 - 2x	8 (12/22/17)	5 (12/16/17)	1 - 4x	13 (12/3/16)	11 - 2x	6 - 2x	9 (11/13/17)	12 (11/13/17)	4 (11/13/17)	3 (11/13/17)	11 (3/4/17)
Assists:	3 (1/10/18)	6 (11/26/16)	6 (1/4/18)	1 - 4x	7 (12/28/16)	4 (12/12/16)	6 - 2x	2 - 2x	2 (12/22/17)	---	---	4 - 3x
FG:	4 (11/28/17)	8 (12/22/17)	4 (1/2/18)	1 - 3x	9 (11/28/17)	9 (1/11/17)	8 (11/17/17)	8 (12/10/17)	4 - 2x	1 - 2x	2 (11/13/17)	12 (11/17/17)
FGA:	12 (1/2/18)	12 - 3x	11 (1/2/18)	2 - 2x	20 (11/28/17)	13 (11/17/17)	16 (12/16/17)	12 (12/10/17)	8 (11/13/17)	2 - 2x	3 (11/13/17)	17 - 2x
3FG:	3 - 3x	3 - 5x	2 - 2x	1 (12/12/16)	3 - 2x	1 (11/13/15)	5 - 3x	---	1 - 3x	---	---	4 (1/10/18)
3FGA:	8 (1/2/18)	8 (1/4/18)	5 (12/30/17)	2 (12/12/16)	7 (11/28/17)	1 (11/13/15)	13 (12/16/17)	---	2 - 3x	1 (12/17/16)	1 (11/13/17)	9 (1/10/18)
FT:	4 (12/10/17)	8 (11/21/17)	5 - 2x	3 (11/13/17)	7 - 2x	8 (12/12/16)	3 - 3x	5 (12/18/17)	4 - 2x	2 - 2x	2 - 2x	6 - 3x
FTA:	4 (12/10/17)	10 (11/21/17)	8 (1/4/18)	4 (11/13/17)	10 (12/29/14)	9 - 2x	6 (1/3/15)	6 (12/22/17)	2 - 3x	2 - 3x	2 - 2x	8 - 2x
Blocks:	1 (12/22/17)	2 - 2x	1 - 2x	---	1 - 13x	3 - 3x	3 (12/6/17)	2 - 2x	3 (11/13/17)	1 (11/13/17)	---	3 - 2x
Steals:	3 (12/2/17)	4 - 2x	2 - 2x	1 (11/18/16)	4 - 3x	3 (1/10/18)	4 (11/22/16)	2 (12/10/17)	2 - 2x	---	---	3 - 3x
Minutes:	37 (11/11/17)	38 (11/17/17)	33 (1/4/18)	12 (11/13/17)	38 (2/19/15)	33 (1/18/17)	38 (11/17/17)	23 - 3x	23 (11/11/17)	6 (11/13/17)	13 (11/13/17)	35 (11/17/17)

LAST FOUR BOX SCORES

GAME #13 • WRIGHT STATE 60, IUPUI 52 (DAYTON, OHIO)

IUPUI 52 • 3-10, 0-2 HL

#	Player	Total		3-Ptr		Rebounds			PF	TP	A TO Blk Stl					Min
		FG-FGA	FG-FGA	FT-FTA	Off Def Tot	PF	TP	A TO Blk Stl								
24	HALL, Evan	f	1-3	0-0	1-2	2 4 6	3 3	1 3 0 1	21							21
45	BRENNAN, Aaron	f	3-10	1-3	0-0	0 2 2	0 7	2 4 1 1	26							26
10	ROGERS, Nick	g	2-9	1-5	1-2	0 1 1	1 6	2 2 0 0	25							25
22	McCALL, D.J.	g	2-4	0-2	1-2	1 2 3	1 5	0 1 0 0	28							28
25	PATTERSON, Ron	g	4-6	2-4	0-0	1 1 2	3 10	1 1 0 0	25							25
01	MINNETT, Jaylen	g	3-5	3-5	2-3	0 1 1	1 11	2 2 0 0	25							25
00	HENDERSON, T.J.		2-7	0-3	2-2	0 1 1	3 6	1 3 0 1	20							20
31	KIRBY, Maurice		0-3	0-0	2-4	0 3 3	3 2	0 0 0 0	13							13
32	GOSS, Elyjah		1-4	0-1	0-0	1 3 4	0 2	0 1 1 2	17							17
Team						2 4 6										
Totals			18-51	7-23	9-15	7 22 29	15 52	9 17 2 5	200							

FG % 1st Half: 7-24 29.2% 2nd half: 11-27 40.7% Game: 18-51 35.3% Deadball Rebounds 3
 3FG % 1st Half: 2-9 22.2% 2nd half: 5-14 35.7% Game: 7-23 30.4%
 FT % 1st Half: 3-4 75.0% 2nd half: 6-11 54.5% Game: 9-15 60.0%

Wright State 60 • 10-5, 2-0 HL

#	Player	Total		3-Ptr		Rebounds			PF	TP	A TO Blk Stl					Min
		FG-FGA	FG-FGA	FT-FTA	Off Def Tot	PF	TP	A TO Blk Stl								
11	LOVE, Loudon	f	3-4	0-0	0-0	1 4 5	5 6	1 2 0 0	21							21
22	ERNSTHAUSEN, Parker	c	3-3	0-0	4-4	2 2 4	1 10	1 2 0 2	31							31
01	MITCHELL, Justin	g	5-10	1-2	0-0	0 13 13	2 11	4 8 0 4	33							33
03	HUGHES, Mark	g	0-2	0-2	0-0	0 0 0	0 0	0 1 0 1	6							6
13	BENZINGER, Grant	g	5-10	4-7	2-2	2 1 3	3 16	1 0 0 0	25							25
00	HALL, Jaylon		3-10	1-4	2-3	1 1 2	0 9	2 4 0 2	29							29
02	WINCHESTER, Everett		1-4	0-0	0-2	1 2 3	2 2	1 2 1 0	18							18
31	GENTRY, Cole		2-8	0-4	2-2	0 6 6	0 6	3 0 0 1	37							37
Team						2 0 2		1								
Totals			22-51	6-19	10-13	9 29 38	13 60	13 20 1 10	200							

FG % 1st Half: 10-25 40.0% 2nd half: 12-26 46.2% Game: 22-51 43.1% Deadball Rebounds 1
 3FG % 1st Half: 2-8 25.0% 2nd half: 4-11 36.4% Game: 6-19 31.6%
 FT % 1st Half: 4-7 57.1% 2nd half: 6-6 100.0% Game: 10-13 76.9%

Officials: Ron Tyburski, Scott Sivilie, John Hampton
 Technical fouls: IUPUI-None. Wright State-None.
 Attendance: 3649

Score by periods				1st	2nd	Total	Points IUPUI WRST	In Paint 18 14	Off T/O 14 3	2nd Chance 5 6	Fast Break 2 6	Bench 21 17
IUPUI				19	33	52						
Wright State				26	34	60						

Last FG - IUPUI 2nd-01:45, WRST 2nd-00:08.
 Largest lead - IUPUI by 6 1st-16:52, WRST by 10 2nd-12:31.
 IUPUI led for 11:10. WRST led for 28:28. Game was tied for 00:15.
 Score tied - 0 times.
 Lead changed - 5 times.

GAME #14 • IUPUI 67, GREEN BAY 63 (GREEN BAY, WISC.)

IUPUI 67 • 4-10, 1-2 HL

#	Player	Total		3-Ptr		Rebounds			PF	TP	A TO Blk Stl					Min
		FG-FGA	FG-FGA	FT-FTA	Off Def Tot	PF	TP	A TO Blk Stl								
24	HALL, Evan	f	4-10	0-0	2-8	7 3 10	3 10	1 4 2 0	24							24
45	BRENNAN, Aaron	f	3-5	0-0	5-7	1 2 3	4 11	2 3 1 0	23							23
10	ROGERS, Nick	g	4-11	1-1	2-4	0 4 4	1 11	3 2 0 0	29							29
22	McCALL, D.J.	g	2-4	0-1	1-2	5 4 9	4 5	3 1 1 4	25							25
25	PATTERSON, Ron	g	2-6	0-3	0-0	0 5 5	5 4	3 2 0 2	27							27
00	MINNETT, Jaylen		3-12	3-8	0-0	0 2 2	2 9	0 1 0 1	22							22
01	HENDERSON, T.J.		5-7	3-5	0-0	1 2 3	3 13	1 3 0 1	20							20
31	KIRBY, Maurice		2-3	0-0	0-0	0 2 2	3 4	0 0 0 0	15							15
32	GOSS, Elyjah		0-2	0-0	0-0	1 2 3	1 0	0 1 0 0	15							15
Team						1 1 2										
Totals			25-60	7-18	10-21	16 27 43	26 67	13 17 4 8	200							

FG % 1st Half: 13-33 39.4% 2nd half: 12-27 44.4% Game: 25-60 41.7% Deadball Rebounds 4
 3FG % 1st Half: 6-12 50.0% 2nd half: 1-6 16.7% Game: 7-18 38.9%
 FT % 1st Half: 1-3 33.3% 2nd half: 9-18 50.0% Game: 10-21 47.6%

Green Bay 63 • 7-9, 2-1 HL

#	Player	Total		3-Ptr		Rebounds			PF	TP	A TO Blk Stl					Min
		FG-FGA	FG-FGA	FT-FTA	Off Def Tot	PF	TP	A TO Blk Stl								
42	JESPERSON, David	f	3-5	0-2	1-2	0 5 5	3 7	0 0 1 1	29							29
01	COHEN III, Sandy	g	4-7	0-1	6-8	1 5 6	3 14	2 4 0 1	30							30
02	PIPES, PJ	g	3-7	0-3	9-9	1 2 3	2 15	2 4 0 2	34							34
03	SMALL, Khalil	g	6-16	1-7	5-8	2 3 5	4 18	2 2 0 3	38							38
21	BANKERSON, Kameron	g	1-5	0-2	1-2	0 5 5	2 3	1 5 1 2	24							24
11	HAINS, Sukhjot		1-1	0-0	0-0	0 1 1	2 2	2 0 0 0	10							10
13	BELL, Trevian		0-1	0-0	2-2	1 1 2	0 2	0 0 0 1	4							4
15	PATTERSON, Manny		0-0	0-0	2-2	0 2 2	3 2	2 0 0 1	13							13
30	CRIST, Hunter		0-4	0-2	0-0	0 1 1	2 0	2 0 0 1	18							18
Team						0 1 1										
Totals			18-46	1-17	26-33	5 26 31	21 63	13 15 2 12	200							

FG % 1st Half: 11-24 45.8% 2nd half: 7-22 31.8% Game: 18-46 39.1% Deadball Rebounds 3
 3FG % 1st Half: 0-9 0.0% 2nd half: 1-8 12.5% Game: 1-17 5.9%
 FT % 1st Half: 11-14 78.6% 2nd half: 15-19 78.9% Game: 26-33 78.8%

Officials: Jim Schipper, John Garbinski, Michael Kitts
 Technical fouls: IUPUI-None. Green Bay-None.
 Attendance: 1932

Score by periods				1st	2nd	Total	Points IUPUI GB	In Paint 36 26	Off T/O 16 14	2nd Chance 11 7	Fast Break 9 10	Bench 26 6
IUPUI				33	34	67						
Green Bay				33	30	63						

Last FG - IUPUI 2nd-00:06, GB 2nd-00:10.
 Largest lead - IUPUI by 11 2nd-07:11, GB by 8 1st-11:54.
 IUPUI led for 19:13. GB led for 19:46. Game was tied for 01:01.
 Score tied - 1 time.
 Lead changed - 3 times.

GAME #15 • UIC 70, IUPUI 65 (INDIANA FARMERS COLISEUM)

IUPUI 65 • 4-11, 1-3 HL

#	Player	Total		3-Ptr		Rebounds			PF	TP	A TO Blk Stl					Min
		FG-FGA	FG-FGA	FT-FTA	Off Def Tot	PF	TP	A TO Blk Stl								
01	OTTEY, Marcus	*	7-9	0-1	5-6	0 6 6	4 19	2 1 0 3	31							31
04	FERGUSON, Tarkus	*	1-2	1-2	0-0	0 3 3	3 3	2 6 0 0	18							18
10	DIXSON, Dikembe	*	5-13	0-1	9-11	0 3 3	3 19	2 1 0 1	37							37
13	BLOUNT, Jordan	*	1-5	0-2	2-2	2 5 7	2 4	4 2 0 2	35							35
21	ODIASE, Tai	*	3-5	0-0	3-6	1 1 2	4 9	0 1 4 0	17							17
00	MATTHEWS, Dominique		0-1	0-1	1-2	0 1 1	0 1	1 2 0 1	11							11
02	DIGGINS, Michael		1-1	1-1	0-1	0 0 0	0 3	1 0 0 0	6							6
03	WILEY, Jacob		0-1	0-0	0-0	0 0 0	0 0	0 0 0 0	1							1
15	BOAHEN, Godwin		1-3	0-0	4-4	0 0 0	2 6	0 2 0 0	21							21
32	ROBINSON, Clint		2-3	0-1	2-2	1 3 4	4 6	0 2 1 0	23							23
Team						3 2 5										
Totals			21-43	2-9	26-34	7 24 31	22 70	12 17 5 7	200							

FG % 1st Half: 11-19 57.9% 2nd half: 10-24 41.7% Game: 21-43 48.8% Deadball Rebounds 5,3
 3FG % 1st Half: 1-4 25.0% 2nd half: 1-5 20.0% Game: 2-9 22.2%
 FT % 1st Half: 11-14 78.6% 2nd half: 15-20 75.0% Game: 26-34 76.5%

IUPUI 65 • 4-11, 1-3 HL

#	Player	Total		3-Ptr		Rebounds			PF	TP	A TO Blk Stl				Min
		FG-FGA	FG-FGA	FT-FTA	Off	Def	Tot	A			TO	Blk	Stl		
10	ROGERS, Nick	*	1-2	0-0	5-8	0	4	4	3	7	6	3	0	0	33
22	McCALL, D.J.	*	1-4	0-0	0-0	1	2	3	4	2	2	1	1	1	25
24	HALL, Evan	*	4-10	0-0	2-6	4	3	7	4	10	1	0	0	1	30
25	PATTERSON, Ron	*	4-14	0-6	0-0	1	1	2	4	8	1	0	2	2	27
45	BRENNAN, Aaron	*	6-12	0-3	6-7	1	5	6	2	18	1	2	2	1	33
01	MINNETT, Jaylen		2-2	2-2	0-0	0	0	0	4	6	0	2	0	0	12
00	ENDERSON, T.J.		3-12	2-8	0-0	0	1	1	3	8	1	2	0	3	24
31	KIRBY, Maurice		3-3	0-0	0-1	0	1	1	2	6	1	2	0	0	9
32	GOSS, Elijah		0-1	0-0	0-0	0	1	1	2	0	0	0	0	1	7
	Team					6	1	7				2			
	Totals		24-60	4-19	13-22	13	19	32	28	65	13	14	5	9	200