



2017-2018 IUPUI JAGUARS BASKETBALL

IUPUI

SCHEDULE/RESULTS

(0-0, 0-0 HORIZON)

Date	Opponent	Result/Time
Nov. 3	# Carroll Univ.	W, 65-56
Nov. 11	at Bradley	2:00 pm
Nov. 13	Anderson	7:30 pm
Nov. 17	at Eastern Illinois	8:30 pm
Nov. 21	Morehead State	7:00 pm
Nov. 28	at Western Illinois	8:00 pm
Dec. 2	at Ball State	2:00 pm
Dec. 6	SIUE	7:00 pm
Dec. 10	at Purdue	7:00 pm
Dec. 16	at Washington State	6:00 pm
Dec. 18	at Gonzaga	9:00 pm
Dec. 22	IU Kokomo	12:00 pm
Dec. 28	*at Northern Kentucky	7:30 pm
Dec. 30	*at Wright State	4:00 pm
Jan. 2	*at Green Bay	8:00 pm
Jan. 4	*UIC	7:00 pm
Jan. 10	*Milwaukee	7:00 pm
Jan. 12	*Green Bay	7:00 pm
Jan. 16	*Detroit Mercy	7:00 pm
Jan. 18	*at Cleveland State	7:00 pm
Jan. 20	*at Youngstown State	7:00 pm
Jan. 27	*at UIC	4:00 pm
Feb. 2	*at Detroit Mercy	7:00 pm
Feb. 4	*at Oakland	12:00 pm
Feb. 8	*Cleveland State	7:00 pm
Feb. 10	*Youngstown State	1:00 pm
Feb. 16	*at Milwaukee	8:00 pm
Feb. 19	*Oakland	7:00 pm
Feb. 23	*Wright State	11:00 am
Feb. 25	*Northern Kentucky	1:00 pm
Mar. 2	HL Tourney (1st rd)	tba
Mar. 3	HL Tourney (2nd rd)	tba
Mar. 4	HL Tourney (3rd rd)	tba
Mar. 5	HL Semifinals	tba
Mar. 6	HL Championship	tba

denotes exhibition

* denotes Horizon League games

& denotes Horizon League Tournament games

MEDIA COVERAGE

TV: ESPN3

Video Stream: ESPN3; WatchESPN

Radio: none

Live Stats: IUPUIJags.com

Twitter: @IUPUIJaguars / @IUPUIMensBball

MBB CONTACT

Ed Holdaway - IUPUI Assistant AD

Email: eholdawa@iupui.edu

Twitter: @EdHoldaway

Cell: 317-908-2645

'03 NCAA TOURNAMENT, 2010 CBI

IUPUI (0-0) at BRADLEY (0-0)

Saturday, November 11, 2017 • 1:00 p.m. Central (2:00 Eastern) • Peoria, Ill. • Carver Arena (11,060)




STAT BREAKDOWN (2016-17 statistics)

IUPUI		Bradley
78.1	PPG	65.5
78.7	Opp. PPG	70.7
45.1%	FG%	42.3%
47.2%	Opp. FG%	41.6%
34.5 (-0.8)	RPG (Margin)	35.2 (-1.1)
38.8%	3FG%	35.6%
68.3%	FT%	67.2%

SERIES BREAKDOWN

Overall	tied 2-2
Gardner vs. Bradley	0-0
in Peoria	1-1
in Indianapolis	1-1
Last Meeting	Dec. 4, 2013
Outcome	IUPUI 76, Bradley 66 (Peoria, Ill.)
Streak	IUPUI has won 1

THE JAGUARS (stats from exhibition game)



PROBABLE STARTERS (based on last game)

No.	Name	Yr.	Pos.	Ht.	Hometown	PPG	RPG	APG	FG%	3FG%	FT%
0	Jaylen Minnett	Fr.	G	6-1	Terre Haute, Ind.	8.0	1.0	3.0	.429	.400	---
1	T.J. Henderson	Jr.	G	6-0	Indianapolis, Ind.	11.0	4.0	4.0	.333	.000	.750
25	Ron Patterson	Sr.	G	6-2	Indianapolis, Ind.	10.0	2.0	1.0	.300	.333	1.000
24	Evan Hall	Jr.	F	6-7	Hindman, Ky.	7.0	5.0	2.0	.400	---	.375
45	Aaron Brennan	Sr.	F	6-6	Noblesville, Ind.	15.0	6.0	1.0	.500	.000	.600

OFF THE BENCH

10	Nick Rogers	So.	G	6-1	Indianapolis, Ind.	2.0	3.0	2.0	.000	.000	1.000
12	Chad Hudson	So.	G	5-11	Jeffersonville, Ind.	0.0	0.0	0.0	---	---	---
22	D.J. McCall	Jr.	G	6-6	Fort Wayne, Ind.	---	---	---	---	---	---
31	Maurice Kirby	Gr.	F	6-9	Chandler, Ariz.	3.0	9.0	1.0	1.000	---	.500
32	Elyjah Goss	R-Fr.	F	6-7	Bolingbrook, Ill.	9.0	2.0	0.0	.800	---	.250
35	Noah Thomas	So.	F/C	6-9	Lafayette, Ind.	---	---	---	---	---	---
40	Evan Borgman	R-Fr.	F	6-9	Batesville, Ind.	---	---	---	---	---	---

QUICK HITTERS

• IUPUI made the move to the Horizon League in the offseason after spending 19 years at the Division I level as a member of The Summit League. The Jaguars were picked to finish tenth in the league according to the preseason polls and no member of the Jaguars' roster earned preseason plaudits.

• The Jaguars graduated their top three players from a season ago in seniors **Darell Combs** (16.8 ppg, 63 3's), **Matt O'Leary** (13.9 ppg, 6.1 rpg, 68 3's) and **Kellon Thomas** (9.5 ppg, 90 FT%). All three started all 32 games last season and Combs and O'Leary are playing professionally overseas this season.

• The group of returners is keyed by seniors **Ron Patterson** (9.3 ppg, 62 3's) and **Aaron Brennan** (8.4 ppg, 3.5 rpg) and juniors **Evan Hall** (7.6 ppg, 58.9 FG%), **T.J. Henderson** (5.9 ppg) and **D.J. McCall** (4.8 ppg, 5.0 rpg).

• Gardner's team is expecting contributions from a crew of newcomers that includes Loyola-transfer **Maurice Kirby** (6-9, F), Toledo-transfer **Nick Rogers** (6-1, G), redshirt freshman **Elyjah Goss** (6-7, F) and true freshman **Jaylen Minnett** (6-1, G).

• IUPUI won its exhibition game 65-56 over Division III Carroll University behind 15 points from Brennan and 11 points and six steals from Henderson. Patterson also hit for double-digits with 10 points and five steals.

• Gardner is 1-2 in season openers after losing last year's opener on the road at Eastern Kentucky, 97-87. The lone victory in his three seasons was a season-opening 72-70 win at Indiana State on Nov. 13, 2015. His IUPUI debut was an overtime loss at home to Indiana State on Nov. 14, 2014, 79-66.

• IUPUI is 2-2 all-time against Bradley. Tonight's game starts a 2-for-1 series with the Braves.

2017-2018 ROSTER

NUMERIC ROSTER

##	Name	Pos.	Ht.	Wt.	Yr.	Hometown/High School (Previous)
0	Jaylen Minnett	G	6-1	180	Fr.	Terre Haute, Ind./Terre Haute South
1	T.J. Henderson	G	6-0	160	Jr.	Indianapolis, Ind./Scecina
5	Camron Justice #	G	6-3	180	Jr.	Hindman, Ky./Knott County Central (Vanderbilt)
10	Nick Rogers	G	6-1	170	So.	Indianapolis, Ind./Traders Point Academy (Toledo)
12	Chad Hudson	G	5-11	175	So.	Jeffersonville, Ind./Jeffersonville / Don Bosco Prep
15	Ahmed Ismail #	C	7-1	260	Sr.	Cairo, Egypt/Nakhas Zagazig (Manhattan)
22	D.J. McCall	G	6-6	190	Jr.	Fort Wayne, Ind./Concordia Lutheran
24	Evan Hall	F	6-7	200	Jr.	Hindman, Ky./Knott County Central
25	Ron Patterson	G	6-2	200	Sr.	Indianapolis, Ind./Broad Ripple (Syracuse)
31	Maurice Kirby	F	6-9	240	Gr.	Chandler, Ariz./Basha (Loyola [Ill.])
32	Elyjah Goss	F	6-7	190	R-Fr.	Bolingbrook, Ill./Plainfield East
35	Noah Thomas	F/C	6-9	235	So.	Lafayette, Ind./Bridgton [Maine] Academy
40	Evan Borgman	F	6-9	205	R-Fr.	Batesville, Ind./Jac-Cen-Del
45	Aaron Brennan	F	6-6	225	Sr.	Noblesville, Ind./Guerin Catholic

will sit out the 2017-18 season as a Division I transfer; ^ expected to redshirt the 2017-18 season

COACHING STAFF

Head Coach:	Jason Gardner
Alma Mater:	Arizona, '11
Career Record:	(37-58; 4th season)
IUPUI Record:	(37-58; 4th season)
Conference Record:	(22-26; 4th season)
Associate Head Coach:	Matt Crenshaw
Alma Mater:	IUPUI, '04
Assistant Coach:	Roy Hairston
Alma Mater:	Purdue, '97
Assistant Coach:	Matt Bringman
Alma Mater:	Palm Beach Atlantic, '06
Senior Advisor:	Andy Fagan
Alma Mater:	Indiana, '01
Strength Coach:	Jason Quarles
Alma Mater:	IUPUI, '12

PRONUNCIATION GUIDE

Jaylen MINNETT	(min- NET)
ELYJAH Goss	(uh-lye- JUH)

RADIO / TV ROSTER



#0 - JAYLEN MINNETT
6-1 // Fr. // G
Terre Haute, Ind.



#1 - T.J. HENDERSON
6-0 // So. // G
Indianapolis, Ind.




#10 - NICK ROGERS
6-1 // So. // G
Indianapolis, Ind.



#12 - CHAD HUDSON
5-11 // So. // G
Jeffersonville, Ind.



#22 - D.J. McCALL
6-6 // Jr. // G
Fort Wayne, Ind.



#24 - EVAN HALL
6-7 // Jr. // F
Hindman, Ky.




#25 - RON PATTERSON
6-2 // Sr. // G
Indianapolis, Ind.



#31 - MAURICE KIRBY
6-9 // Gr. // F
Chandler, Ariz.



#32 - ELYJAH GOSS
6-7 // R-Fr. // F
Bolingbrook, Ill.



#35 - NOAH THOMAS
6-9 // So. // F/C
Lafayette, Ind.



#40 - EVAN BORGMAN
6-9 // R-Fr. // F
Batesville, Ind.



#45 - AARON BRENNAN
6-6 // Sr. // F
Noblesville, Ind.

POLLS

ASSOCIATED PRES		COACHES	
<i>Preseason</i>		<i>Preseason</i>	
Rank	Team (1st)	Rank	Team (1st)
1	Duke (33)	1	Duke (20)
2	Michigan State (13)	2	Michigan State (9)
3	Arizona (18)	3	Kansas
4	Kansas (1)	4	Kentucky
5	Kentucky	5	Arizona (2)
6	Villanova	6	Villanova
7	Wichita State	7	Florida (1)
8	Florida	8	Wichita State
9	North Carolina	9	North Carolina
10	USC	10	West Virginia
11	West Virginia	11	USC
12	Cincinnati	12	Miami
13	Miami	13	Cincinnati
14	Notre Dame	14	Notre Dame
15	Minnesota	15	Minnesota
16	Louisville	16	Louisville
17	Xavier	17	Xavier
18	Gonzaga	18	UCLA
19	Northwestern	19	Gonzaga
20	Purdue	20	Northwestern
21	UCLA	21	Purdue
22	Saint Mary's	22	Saint Mary's
23	Seton Hall	23	Seton Hall
24	Baylor	24	Baylor
25	Texas A&M	25	Alabama

MID-MAJOR TOP 25

<i>Preseason</i>				
Rk	Team (1st)	Record	Pts.	Prev. Conf.
1.	Gonzaga (28)	0-0	772	- West Coast
2.	Saint Mary's (3)	0-0	740	- West Coast
3.	Vermont	0-0	626	- America East
4.	Charleston	0-0	625	- Colonial
5.	Oakland	0-0	587	- Horizon
6.	Bucknell	0-0	540	- Patriot
7.	Harvard	0-0	463	- Ivy League
8.	BYU	0-0	453	- West Coast
9.	UT Arlington	0-0	435	- Sun Belt
10.	Belmont	0-0	391	- Ohio Valley
11.	Northern Kentucky	0-0	371	- Horizon
12.	FGCU	0-0	336	- Atlantic Sun
13.	Louisiana	0-0	267	- Sun Belt
14.	South Dakota State	0-0	258	- Summit
15.	Mercer	0-0	223	- Southern
16.	Missouri State	0-0	217	- Missouri Valley
17.	Furman	0-0	210	- Southern
18.	Albany	0-0	185	- America East
19.	Yale	0-0	184	- Ivy League
20.	Samford	0-0	183	- Southern
21.	Princeton	0-0	179	- Ivy League
22.	Elon	0-0	148	- Colonial
23.	Western Michigan	0-0	147	- Mid-American
24.	UNC Asheville	0-0	133	- Big South
25.	Georgia State	0-0	117	- Sun Belt

HORIZON LEAGUE

HORIZON LEAGUE STANDINGS		
<i>through Nov. 10</i>		
Team	Overall (Pct.)	HL (Pct.)
Cleveland State	0-0 (.000)	0-0 (.000)
Detroit Mercy	0-0 (.000)	0-0 (.000)
Green Bay	0-0 (.000)	0-0 (.000)
IUPUI	0-0 (.000)	0-0 (.000)
Milwaukee	0-0 (.000)	0-0 (.000)
Northern Kentucky	0-0 (.000)	0-0 (.000)
Oakland	0-0 (.000)	0-0 (.000)
UIC	0-0 (.000)	0-0 (.000)
Wright State	0-0 (.000)	0-0 (.000)
Youngstown State	0-0 (.000)	0-0 (.000)

UPCOMING SCHEDULE		
Date	Game	Time
11/10	Detroit Mercy at Virginia Tech	6pm
	LaCrosse at Milwaukee	7pm
	ETSU at Northern Kentucky	7pm
	Fort Wayne at Oakland	7pm
	NC Central at UIC	7pm
	Wright State at Loyola	8pm
11/11	IUPUI at Bradley	2pm
	Cleveland State at Akron	7pm
	Youngstown State vs. Kent State	7pm

11/12	Wilmington College at Northern Ky.	1pm
11/13	New Orlenas at Oakland	7pm
	Milwaukee at Iowa State	7pm
	Michigan Dearborn at Detroit Mercy	7pm
	Anderson at IUPUI	7:30pm
11/14	Cleveland State at Rutgers	7pm
	Green Bay at Northern Illinois	7pm
	Franciscan at Youngstown State	7pm
	Wright State at Miami (Ohio)	7pm
11/16	Delaware State at UIC	tba
11/17	tbd vs. Northern Kentucky	5pm
	Lakeland at Green Bay	7pm
	Coppin State at Cleveland State	7pm
	IUPUI at Eastern Illinois	8:30pm
	Concordia-St. Paul at Milwaukee	8pm
11/18	Oakland at Toledo	7pm
	Youngstown State at Canisius	tba
	tbd vs. Northern Kentucky	tba
	Fort Wayne at UIC	tba
	Seattle vs. Detroit Mercy	2pm
	Fla. International at Milwaukee	5:30pm
	Murray State at Wright State	7pm
11/19	tbd vs. Northern Kentucky	tba
	Houston Baptist/Belmont vs. Detroit	tba
	Elon at Milwaukee	3:30pm

IUPUI IN HORIZON LEAGUE STATS		
<i>as of Nov. 9 [denotes NCAA ranking]</i>		
Category	HL [Nat Rk.]	Stat
Scoring	---	---
Scoring Defense	---	---
Scoring Margin	---	---
Free Throw %	---	---
Field Goal %	---	---
Field Goal % Def	---	---
3Pt Field Goal %	---	---
3Pt Field Goal % Def	---	---
Rebounding Offense	---	---
Rebounding Defense	---	---
Rebounding Margin	---	---
Blocked Shots	---	---
Assists	---	---
Steals	---	---
Turnover Margin	---	---
Assist/TO Ratio	---	---
Offensive Rebounds	---	---
Defensive Rebounds	---	---
Defensive Reb. Pct	---	---
Offensive Reb. Pct	---	---
3Pt Field Goals Made	---	---
Home Attendance	---	---
Player Horizon [Natl Rk.]	Stat	

SERIES HISTORY

vs. BRADLEY (2-2)

Date	Loc	Score	W/L
12-30-00	A	53-70	L
12-21-02	H	75-73	W
11-17-12	H	72-79	L
12-4-13	A	72-66	W

NEWS, NOTES & STORYLINES

EXHIBITION NOTES

IUPUI outlasted Carroll University (Division III) 65-56 in the Jaguars' lone exhibition of the 2017-18 season behind 15 points from **Aaron Brennan** and an 11-point, 6-steal, 4-assist effort from **T.J. Henderson**. IUPUI is 4-0 all-time under **Jason Gardner** in exhibition play, winning those four contests by an average of 18.0 points per game.

FIVE KEY NUMBERS

Below are five key numbers from the Jaguars' exhibition game against Carroll University.

15: steals collected by the Jaguars (Henderson 6, **Ron Patterson** 5)

55.6%: Jags struggled at the FT line, making 15-of-27 attempts

32-4: IUPUI outscored Carroll 32-4 in points off turnovers, forcing 20 Carroll miscues and committing just 10 turnovers

14-0: IUPUI outscored Carroll 14-0 in fast break points

9: Senior **Maurice Kirby** had nine boards (seven defensive) in just 14 minutes off the bench. Kirby also swatted three shots and scored his only field goal attempt.

CUPBOARD CHECK

IUPUI brings back seven returners from last season, five of whom saw meaningful minutes. Below is a rundown of the Jaguars' top statistical returners, along with some key numbers.

Stat (% Returning): Top Returners

Scoring (45.8%): Patterson (9.3), Brennan (8.4)

Rebounding (56.9%): Hall (5.2), McCall (5.0)

Assists (45.3%): Patterson (64), Henderson (52)

Minutes (50.2%): Patterson (23.7), McCall (21.2)

FGM (47.3%): Patterson (107), Brennan (102)

3FGM (43.4%): Patterson (62), Henderson (30)

FTM (34.3%): McCall (45), Brennan (39)

Blocks (69.0%): Hall (24), Patterson (13)

Steals (60.4%): Patterson (44), Henderson (32)

9-TO-14

Head Coach **Jason Gardner** has insisted throughout the preseason that his team will likely be led by a group of players that'll average anywhere from 9-14 points per game, as opposed to a runaway leader like Combs was last season at 16.8 points per game.

GRADS

The IUPUI roster boasts a pair of graduates this season as **Maurice Kirby** completed his degree at Loyola (Ill.) and is pursuing his master's in sports journalism. In addition, junior guard **D.J. McCall** completed his undergraduate work in three years and is now pursuing his master's degree at IUPUI.

TOUGH SLATE

The IUPUI squad has lined up a tough slate for the upcoming season, including facing a pair of pre-season ranked teams on the road and two others that are receiving votes in the preseason polls. IUPUI will take on 2017 NCAA runner-up Gonzaga on Dec. 16, which comes in ranked No. 18/19 in the preseason polls. IUPUI will also play at Purdue on Dec. 10, which is ranked No. 20/21 in the preseason.

Other road tests include games at RV/-- Ball State on Dec. 2 and a Dec. 16 trip at Washington State.

IUPUI will take on three teams that earned pre-season Mid-Major Top 25 rankings as Gonzaga tops the poll, Oakland checks in at No. 5 and Northern Kentucky is ranked No. 10 in the preseason poll.

TRENDING

When head coach **Jason Gardner** took over the IUPUI program prior to the 2014-15 season, he knew it was going to be a lengthy rebuild. The Jags were on the heels of back-to-back 6-26 seasons and 300+ RPI finishes. As expected, Gardner has had IUPUI steadily rising since his takeover:

	Record	Final RPI	Final Sagarin
2012-13:	6-26	329	332
2013-14:	6-26	322	332
2014-15:	10-21	257	278
2015-16:	13-19	191	226
2016-17:	14-18	217	202

SIXTH OLDEST

Unofficially, senior swingman **Ron Patterson** is the sixth-oldest player in all of college basketball this season and will turn 25 on Jan. 24 of this season. Here is a quick rundown of those older than him going into the season with their ages as of Nov. 10, 2017:

Josh Boutte (Sam Houston St.); 25 years, 307 days

Gibson Johnson (Hawai'i); 25 years, 273 days

Zach Nelson (Utah Valley); 25 years, 143 days

Isaac Neilson (Utah Valley); 24 years, 352 days

Kyle Brown (Cornell); 24 years, 345 days

Ron Patterson (IUPUI); 24 years, 296 days

HOOSIER MADE

IUPUI has the second-most Indiana-natives of any team in the country with nine, trailing only Ball State. Of the nine Indiana natives, four are from the Indianapolis-area in **Aaron Brennan, T.J. Henderson, Ron Patterson** and **Nick Rogers**.

NEW LEAGUE, OLD RIVALS

Although IUPUI will be in year one of Horizon League play, that doesn't mean there won't be some recognizable foes in league play.

The most recognizable will be longtime Mid-Con/Summit foe Oakland University, which IUPUI played 36 times between 1998 and 2013 as league foes. Oakland leads the all-time series 25-16, which includes five meetings in the mid-/late 70's.

Another former league foe in the Horizon League is Youngstown State, which IUPUI played six times from 1999-2001 before the Penguins moved leagues. YSU is 8-1 all-time against IUPUI, which includes three meetings from the mid-/late 70's.

Another familiar face is Wright State head coach Scott Nagy, who was the longtime leader of the South Dakota State program before taking over the Raiders a couple seasons ago. While at the helm of the SDSU program, Nagy was 13-7 against the Jaguars.

JUNGLE BOOGIE

The Dec. 22 game will be a throwback of sorts for the IUPUI basketball program as the Jaguars will host IU Kokomo in the on-campus facility. It'll mark the first time under Gardner that IUPUI has played on campus and the first time since Feb. 22, 2014 that the Jaguars have played in The Jungle.

BRING 'EM ON

IUPUI added a new assistant coach in the offseason

NEWS, NOTES & STORYLINES (CONT.)

as **Matt Bringman** joined the Jaguars' staff, replacing Scott Gillespie. Bringman came to IUPUI from South Plains (Texas) College where he helped the Texans to a two-year record of 53-11 and 28-4 in conference play. South Plains was third in the 2017 NJCAA National Championships in Hutchinson, Kan.

Bringman helped a number of players on to Division I opportunities, including Jordan Brangers (Western Kentucky), Raquan Mitchell (Colorado State), Shawntrez Davis (Nevada) and Josh Webster (Texas Tech).

OVERSEAS ADVENTURES

IUPUI's top two players from a season ago - seniors **Darell Combs** and **Matt O'Leary** - are both continuing their playing careers overseas this winter.

Combs inked a deal in early September to play for the Roseto Sharks in Italy's second division. Combs had an NBA workout with the Washington Wizards before ultimately seeking employment overseas.

O'Leary signed in late July to continue his career with Penas Huesca in the LEB Gold - Spain. LEB Gold is the the second division in Spain and known as one of the top leagues in Europe.

In addition, former Jaguars **Alex Young** and **Robert Glenn** are also continuing to play overseas.

ON THE SIDELINES

IUPUI has two Division I-transfers sitting out this season in senior center **Ahmed Ismail** (Manhattan) and junior guard **Camron Justice** (Vanderbilt).

Ismail has one season remaining and averaged 3.9 points and 4.8 rebounds per game as a junior at Manhattan. The 7-foot-1 native of Egypt blocked a team-high 32 shots last season and started 19 games for the Jaspers.

Justice, a high school teammates of **Evan Hall**, was the 2015 Kentucky Mr. Basketball selection and appeared in 33 games at Vanderbilt. The 6-foot-3 sharpshooter shot 38.9 percent from deep as a true freshman, averaging 3.4 points per contest for the Commodores. However, he barely played for Bryce Drew and the new coaching staff, opting to transfer to rejoin Hall.

NEW SIGNEES

IUPUI inked a pair at the start of the fall signing period, adding size in 6-foot-7 **Jack Hansen** (Noblesville, Ind./Guerin Catholic) and 6-foot-10 **Brandon Kenyon** (Caledonia, Ontario/RISE Prep).

Hansen played AAU with Team Blaze Select and was Gardner's first commitment of the 2018 class and chose IUPUI over interest from Valpo, Indiana State and Wright State. He averaged 19 points and nine rebounds per game as a junior and is among the state's top players heading into this season.

Kenyon played AAU with UPLAY Canada and excelled on the Nike EYBL circuit last summer. His UPLAY squad boasts Florida, Central Arkansas and Loyola signees while The RISE Prep program is expected to be among the best in the Ontario Scholastic Basketball Association (OSBA).

BROADCAST INFORMATION

Virtually every IUPUI game will be seen on ESPN3 this season, which includes all 18 Horizon League games. The Jaguars will also make at least seven appearances on ESPN3 during the non-league portion of the schedule.

For home games, the veteran crew of Greg Rakestraw (pxp) and IUPUI Hall of Famer Bob Lovell (analyst) will be on the call.

UNIVERSITY QUICK FACTS

Location	Indianapolis, Ind.
Founded	1969
Nickname	Jaguars
Colors	Red, gold & black
Enrollment	30,690
Affiliation	NCAA Division I
Conference	The Horizon League
Home Facility (Cap.)	Indiana Farmers Coliseum (6,800)
Chancellor	Dr. Nasser Paydar
Athletics Director	Dr. Roderick Perry
Website	www.IUPUIJags.com
Twitter	@IUPUIJaguars
Athletics Phone	(317) 278-5247
Mailing Address	1000 Waterway Blvd. Indianapolis, IN 46202

BASKETBALL HISTORY

First Yr. of basketball	1972
Seasons of basketball	46th
Seasons of Division I basketball	20th
Division I (1998-pres.) Record	248-266 (.481)
NCAA Appearances	1
Last NCAA Appearance	2003
Last Postseason Appearance	2010 (CBI - Second Round)

UNIVERSITY NOTES

ABOUT THE UNIVERSITY

IUPUI is a public research university located in downtown Indianapolis that is the result of a merger of the Purdue Indianapolis Extension Center (1946) and Indiana University Indianapolis (1916). The merger was completed in 1969 and athletics began in 1972.

The university offers more than 200 degree programs and boasts an enrollment over 30,000 (22,000 undergrad and 8,000 postgrad). The university also boasts an endowment of more than \$850 million.

The university is ranked among the Top 200 "National Universities" and ranked 7th for "Up and Coming Schools." U.S. News has ranked IUPUI among the nation's elite for 13 straight years.

ATHLETIC PROWESS

IUPUI was a primary beneficiary of the 1987 Pan-American Games in Indianapolis and continues to boast some world renowned facilities.

The IU Natatorium is located on the IUPUI campus and is among the best swimming & diving facilities in the world. It has hosted the U.S. Olympic Team Trials four different times and 12 NCAA National Championship meets. In addition, the 2017 World Juniors were held at IUPUI and 16 world records have been set in the Natatorium water.

Adjacent west is the Michael A. Carroll Track & Soccer Stadium which has hosted several USA Outdoor Track & Field Championships and NCAA Championships, along with the 1988 US Olympic Trials. Florence Griffith-Joyner set the 100m world record of 10.49 on the track.

In basketball circles, IUPUI is best known as the long-time host of the Nike All-American Camp, which was held on campus for two decades. The nation's top prep players and coaches from every level converged on campus for two weeks each summer in what was considered the elite college recruiting event of the year. Alum included LeBron James, Chris Webber, Allen Iverson, Kevin Garnett, Jason Kidd and Paul Pierce, among many others.

GEORGE HILL

IUPUI's best known basketball alum is current NBAer **George Hill**, who is in his tenth year in the league this season. Hill was originally drafted by the San Antonio Spurs (1st rd., 26th overall) in 2008.

He's played for the Spurs (2008-11), Indiana Pacers (2011-16), and Utah Jazz (2016-17) before signing with the Sacramento Kings this offseason. Hill has played in more than 600 games and made nearly 400 starts in his NBA career.

2017-2018 MISCELLANEOUS STATISTICS

IUPUI'S RECORD WHEN...

	'17-18 Overall	2018 HL	Under Gardner
Home:	0-0	0-0	21-14
Away:	0-0	0-0	15-40
Neutral:	0-0	0-0	1-4
Overtime:	0-0	0-0	4-6
Lead @ Halftime:	0-0	0-0	29-9
Trail @ Halftime:	0-0	0-0	6-46
Tied @ Halftime:	0-0	0-0	2-3
Leading w/ 5:00 left:	0-0	0-0	30-4
Trailing w/ 5:00 left:	0-0	0-0	3-51
Tied w/ 5:00 left:	0-0	0-0	4-3
Shooting 50% or better:	0-0	0-0	18-1
Shooting 40-50%:	0-0	0-0	18-28
Shooting less than 40%:	0-0	0-0	1-29
Shooting better % than opp.	0-0	0-0	34-7
Shooting worse % than opp.	0-0	0-0	3-51
Scoring less than 60:	0-0	0-0	3-22
Score 60-69 pts:	0-0	0-0	4-20
Score 70-79 pts:	0-0	0-0	13-11
Score 80-89 pts:	0-0	0-0	14-5
Score 90+ pts:	0-0	0-0	3-0
Opp. scores less than 60:	0-0	0-0	7-5
Opp. scores 60-69 pts:	0-0	0-0	14-12
Opp. scores 70-79 pts:	0-0	0-0	8-21
Opp. scores 80-89 pts:	0-0	0-0	8-12
Opp. scores 90+ pts:	0-0	0-0	0-8
Commit less TO than opp.	0-0	0-0	19-22
Commit more TO than opp.	0-0	0-0	18-33
Commit same TO as opp.	0-0	0-0	0-3
Outrebound opponent:	0-0	0-0	23-16
Outrebounded:	0-0	0-0	13-40
Rebounding is equal:	0-0	0-0	1-2
Bench outscores opp.:	0-0	0-0	32-31
Bench is outscored:	0-0	0-0	5-24
Bench scoring is equal:	0-0	0-0	0-4
Hit more FT than opp.:	0-0	0-0	23-8
Hit less FT than opp.:	0-0	0-0	13-48
Hit same FT as opp.:	0-0	0-0	1-2
Hit more 3's than opp.:	0-0	0-0	17-21
Hit less 3's than opp.:	0-0	0-0	17-29
Hit same 3's as opp.:	0-0	0-0	3-8
Decided by 5 pts or less:	0-0	0-0	17-14
Decided by 6-10 points:	0-0	0-0	4-18
Decided by 10+ points:	0-0	0-0	16-26
In home whites:	0-0	0-0	22-14
In road blacks:	0-0	0-0	2-15
In road reds:	0-0	0-0	13-29
7 in double-digits:	0-0	0-0	1-0
6 in double-digits:	0-0	0-0	1-0
5 in double-digits:	0-0	0-0	5-3
4 in double-digits:	0-0	0-0	11-7
3 in double-digits:	0-0	0-0	10-16
2 in double-digits:	0-0	0-0	7-26
1 in double-digits:	0-0	0-0	2-4
0 in double-digits:	0-0	0-0	0-2
On Mondays:	0-0	0-0	1-7
On Tuesdays:	0-0	0-0	0-9
On Wednesdays:	0-0	0-0	6-8
On Thursdays:	0-0	0-0	3-9
On Fridays:	0-0	0-0	4-4
On Saturdays:	0-0	0-0	19-18
On Sundays:	0-0	0-0	4-4
In November:	0-0	0-0	6-14
In December:	0-0	0-0	9-15
In January:	0-0	0-0	13-12
In February:	0-0	0-0	8-14
In March:	0-0	0-0	1-3

TIMES LED

GAMES WITH

TOTAL

Player	Pts.	Reb.	Ast.	Stl.	Blk.	10+ Pts.	20+ Pts.	10+ Reb.	3+ Ast.	3+ Blk.	3+ Stl.	3+ 3's	Dunks	Dbl-Dbls
0-Minnett	0/0	0/0	0/0	0/0	0/0	0/0	0/0	0/0	0/0	0/0	0/0	0/0	0/0	0/0
1-Henderson	0/3	0/1	0/7	0/18	0/4	0/13	0/0	0/0	0/9	0/0	0/4	0/4	0/2	0/0
10-Rogers	0/0	0/0	0/0	0/0	0/0	0/0	0/0	0/0	0/0	0/0	0/0	0/0	0/0	0/0
12-Hudson	0/0	0/0	0/0	0/0	0/0	0/0	0/0	0/0	0/0	0/0	0/0	0/0	0/0	0/0
22-McCall	0/4	0/9	0/8	0/12	0/5	0/7	0/1	0/3	0/9	0/0	0/1	0/1	0/11	0/0
24-Hall	0/2	0/12	0/1	0/5	0/17	0/13	0/1	0/3	0/3	0/0	0/0	0/0	0/10	0/2
25-Patterson	0/6	0/0	0/7	0/13	0/6	0/18	0/0	0/0	0/9	0/0	0/5	0/10	0/9	0/0
31-Kirby	0/0	0/0	0/0	0/0	0/0	0/0	0/0	0/0	0/0	0/0	0/0	0/0	0/0	0/0
32-Goss	0/0	0/0	0/0	0/0	0/0	0/0	0/0	0/0	0/0	0/0	0/0	0/0	0/0	0/0
35-Thomas	0/0	0/0	0/0	0/0	0/0	0/0	0/0	0/0	0/0	0/0	0/0	0/0	0/0	0/0
40-Borgman	0/0	0/0	0/0	0/0	0/0	0/0	0/0	0/0	0/0	0/0	0/0	0/0	0/0	0/0
45-Brennan	0/4	0/2	0/5	0/10	0/16	0/18	0/0	0/1	0/4	0/1	0/3	0/1	0/4	0/1

totals listed by season/career

SPECIALTY STATS (IUPUI/OPP)

PP = Points in the Paint; POT = Points off Turnover; 2nd = 2nd Chance Points; BP = Bench Points

Opponent	Result	PP	POT	2nd	BP	Largest Lead	Largest Deficit	Lead Changes	Ties
# Carroll University	W, 65-56	34/20	32/4	14/15	14/15	14	5	6	4
at Bradley									
Anderson University									
at Eastern Illinois									
Morehead State									
at Western Illinois									
at Ball State									
SIUE									
at Purdue									
at Washington State									
at Gonzaga									
IU Kokomo									
*at Northern Kentucky									
*at Wright State									
*at Green Bay									
*UIC									
*Milwaukee									
*Green Bay									
*Detroit Mercy									
*at Cleveland State									
*at Youngstown State									
*at UIC									
*at Detroit Mercy									
*at Oakland									
*Cleveland State									
*Youngstown State									
*at Milwaukee									
*Oakland									
*Wright State									
*Northern Kentucky									
HL Tourney (1st rd)									
HL Tourney (2nd rd)									
HL Tourney (3rd rd)									
HL Semifinals									
HL Finals									
Season Highs		0/0	0/0	0/0	0/0	0	0	0	0
Season Lows		0/0	0/0	0/0	0/0	-	-	-	-
Totals		0/0	0/0	0/0	0/0	-	-	0	0
Averages		0.0/0.0	0.0/0.0	0.0/0.0	0.0/0.0			0.0	0.0

WIN/LOSS MARGINS

Margin	W	L
1		
2		
3		
4		
5		
6		
7		
8		
9		
10		
11-15		
16-20		
21-30		
30+		

2016-2017 IUPUI STATISTICS

IUPUI Basketball IUPUI Combined Team Statistics (as of Mar 07, 2017) All games



RECORD:	OVERALL	HOME	AWAY	NEUTRAL
ALL GAMES	14-18	8-4	5-13	1-1
CONFERENCE	7-9	4-4	3-5	0-0
NON-CONFERENCE	7-9	4-0	2-8	1-1

#	Player	gp-gs	min	avg	Total		3-Point		F-Throw		Rebounds												pts	avg
					fg-fga	fg%	3fg-fga	3fg%	ft-fa	ft%	off	def	tot	avg	pf	dq	a	to	blk	stl				
00	COMBS, Darell	32-32	1030	32.2	187-441	.424	63-184	.342	100-134	.746	16	62	78	2.4	82	1	92	81	4	24	537	16.8		
15	O'LEARY, Matt	32-32	956	29.9	161-320	.503	68-152	.447	54-74	.730	31	165	196	6.1	67	0	71	52	14	31	444	13.9		
05	THOMAS, Kellon	32-32	890	27.8	92-265	.347	31-90	.344	90-100	.900	13	54	67	2.1	69	1	85	46	1	27	305	9.5		
25	PATTERSON, Ron	32-10	757	23.7	107-242	.442	62-156	.397	21-30	.700	15	64	79	2.5	70	2	64	40	13	44	297	9.3		
45	BRENNAN, Aaron	32-9	596	18.6	102-203	.502	27-57	.474	39-54	.722	27	85	112	3.5	76	4	26	30	10	16	270	8.4		
24	HALL, Evan	30-23	596	19.9	96-163	.589	0-0	.000	35-89	.393	73	83	156	5.2	83	1	14	40	24	16	227	7.6		
01	HENDERSON, T.J.	32-0	566	17.7	60-134	.448	30-75	.400	39-56	.696	10	40	50	1.6	58	1	52	38	5	32	189	5.9		
22	McCALL, D.J.	32-22	678	21.2	51-120	.425	5-18	.278	45-77	.584	66	95	161	5.0	71	0	48	41	8	22	152	4.8		
11	JAMES, Josh	32-0	243	7.6	18-39	.462	0-0	.000	13-17	.765	28	43	71	2.2	48	1	1	7	4	4	49	1.5		
33	FRASER, Giovanni	15-0	82	5.5	6-14	.429	0-0	.000	6-14	.429	4	11	15	1.0	19	0	0	6	4	0	18	1.2		
35	THOMAS, Noah	8-0	20	2.5	1-5	.200	0-1	.000	3-4	.750	1	3	4	0.5	6	0	0	7	0	0	5	0.6		
12	HUDSON, Chad	10-0	23	2.3	1-4	.250	1-3	.333	1-4	.250	0	3	3	0.3	3	0	2	3	0	1	4	0.4		
20	SINN, Grant	8-0	13	1.6	1-7	.143	1-7	.143	0-0	.000	1	0	1	0.1	3	0	0	0	0	0	3	0.4		
Team											63	48	111				10							
Total.....		32	6450		883-1957	.451	288-743	.388	446-653	.683	348	756	1104	34.5	655	11	455	401	87	217	2500	78.1		
Opponents.....		32	6451		860-1823	.472	227-628	.361	570-754	.756	297	832	1129	35.3	639	14	429	438	129	185	2517	78.7		

TEAM STATISTICS	IUPUI	OPP
SCORING	2500	2517
Points per game	78.1	78.7
Scoring margin	-0.5	-
FIELD GOALS-ATT	883-1957	860-1823
Field goal pct	.451	.472
3 POINT FG-ATT	288-743	227-628
3-point FG pct	.388	.361
3-pt FG made per game	9.0	7.1
FREE THROWS-ATT	446-653	570-754
Free throw pct	.683	.756
F-Throws made per game	13.9	17.8
REBOUNDS	1104	1129
Rebounds per game	34.5	35.3
Rebounding margin	-0.8	-
ASSISTS	455	429
Assists per game	14.2	13.4
TURNOVERS	401	438
Turnovers per game	12.5	13.7
Turnover margin	+1.2	-
Assist/turnover ratio	1.1	1.0
STEALS	217	185
Steals per game	6.8	5.8
BLOCKS	87	129
Blocks per game	2.7	4.0
ATTENDANCE	12651	87359
Home games-Avg/Game	12-1054	18-3707
Neutral site-Avg/Game	-	2-10317

Score by Periods	1st	2nd	OT	Totals
IUPUI	1174	1305	21	2500
Opponents	1209	1294	14	2517

Date	Opponent	Score	Att.
11/11/16	at Eastern Kentucky	L 87-97	2300
11/13/16	at Michigan	L 65-77	10812
11/18/16	HOWARD	W 77-55	843
11/19/16	EASTERN MICHIGAN	W 83-71	863
11/22/16	at Marquette	L 79-104	11552
11/26/16	at SIUE	L 58-61	1028
11/30/16	at Illinois State	L 63-77	3717
12/03/16	at Ball State	W 73-62	2994
12/06/16	at Illinois	L 77-85	10536
12/10/16	at Miami	L 68-71	1268
12/12/16	URBANA	W 109-67	909
12/17/16	at Southern Utah	W 101-81	1012
12/20/16	at Northwestern	L 65-87	6452
12/28/16	MARIAN	W 81-60	1104
* 12/31/16	WESTERN ILLINOIS	W 89-71	1106
* 01/05/17	at North Dakota State	L 89-93	2728
* 01/07/17	at South Dakota	L 74-85	1908
* 01/11/17	OMAHA	L 71-79	842
* 01/14/17	at Oral Roberts	W 91-85	2595
* 01/18/17	SOUTH DAKOTA STATE	Wot 85-83	981
* 01/21/17	DENVER	L 74-78	1078
* 01/25/17	at Fort Wayne	L 73-103	1357
* 01/28/17	at Western Illinois	L 69-78	843
* 02/01/17	NORTH DAKOTA STATE	Wot 86-81	1098
* 02/08/17	at Omaha	W 89-78	1678
* 02/11/17	ORAL ROBERTS	L 68-74	1029
* 02/15/17	at South Dakota State	L 67-81	2333
* 02/19/17	at Denver	W 83-72	1612
* 02/23/17	FORT WAYNE	W 83-82	1543
* 02/25/17	SOUTH DAKOTA	L 85-92	1255
03/04/17	vs North Dakota State	W 76-57	9399
03/06/17	vs Omaha	L 62-90	11235

* = Summit League game

2016-2017 IUPUI STATISTICS - LEAGUE ONLY

IUPUI Basketball IUPUI Combined Team Statistics (as of Feb 25, 2017) Conference games



RECORD:	OVERALL	HOME	AWAY	NEUTRAL
ALL GAMES	7-9	4-4	3-5	0-0
CONFERENCE	7-9	4-4	3-5	0-0
NON-CONFERENCE	0-0	0-0	0-0	0-0

#	Player	gp-gs	min	avg	Total		3-Point		F-Throw		Rebounds				pf	dq	a	to	blk	stl	pts	avg
					fg-fga	fg%	3fg-fga	3fg%	ft-fa	ft%	off	def	tot	avg								
00	COMBS, Darell	16-16	541	33.8	94-222	.423	28-90	.311	48-64	.750	8	38	46	2.9	39	0	44	46	1	11	264	16.5
15	O'LEARY, Matt	16-16	490	30.6	80-168	.476	40-85	.471	26-38	.684	16	78	94	5.9	34	0	32	28	5	18	226	14.1
05	THOMAS, Kellon	16-16	448	28.0	54-139	.388	17-43	.395	61-68	.897	7	23	30	1.9	33	1	39	18	0	16	186	11.6
25	PATTERSON, Ron	16-0	375	23.4	57-118	.483	32-71	.451	17-22	.773	9	34	43	2.7	39	1	33	17	9	23	163	10.2
45	BRENNAN, Aaron	16-7	314	19.6	52-109	.477	15-31	.484	18-26	.692	15	38	53	3.3	36	3	11	16	3	9	137	8.6
24	HALL, Evan	14-9	300	21.4	54-88	.614	0-0	.000	9-31	.290	36	37	73	5.2	45	1	3	20	12	8	117	8.4
01	HENDERSON, T.J.	16-0	271	16.9	31-65	.477	15-34	.441	21-27	.778	4	13	17	1.1	29	0	24	22	4	12	98	6.1
22	McCALL, D.J.	16-16	370	23.1	22-65	.338	4-12	.333	15-27	.556	34	45	79	4.9	41	0	28	16	5	13	63	3.9
11	JAMES, Josh	16-0	128	8.0	9-18	.500	0-0	.000	2-3	.667	18	22	40	2.5	22	1	0	0	4	2	20	1.3
33	FRASER, Giovanni	3-0	8	2.7	0-2	.000	0-0	.000	2-2	1.000	0	0	0	0.0	1	0	0	1	0	0	2	0.7
20	SINN, Grant	2-0	1	0.5	0-0	.000	0-0	.000	0-0	.000	0	0	0	0.0	0	0	0	0	0	0	0	0.0
12	HUDSON, Chad	3-0	3	1.0	0-0	.000	0-0	.000	0-0	.000	0	0	0	0.0	0	0	0	0	0	0	0	0.0
35	THOMAS, Noah	1-0	1	1.0	0-0	.000	0-0	.000	0-0	.000	0	0	0	0.0	0	0	0	0	0	0	0	0.0
Team											28	24	52				6					
Total.....		16	3250		453-994	.456	151-366	.413	219-308	.711	175	352	527	32.9	319	7	214	190	43	112	1276	79.8
Opponents.....		16	3250		454-891	.510	121-303	.399	286-375	.763	129	406	535	33.4	312	9	225	220	64	94	1315	82.2

TEAM STATISTICS	IUPUI	OPP
SCORING	1276	1315
Points per game	79.8	82.2
Scoring margin	-2.4	-
FIELD GOALS-ATT	453-994	454-891
Field goal pct	.456	.510
3 POINT FG-ATT	151-366	121-303
3-point FG pct	.413	.399
3-pt FG made per game	9.4	7.6
FREE THROWS-ATT	219-308	286-375
Free throw pct	.711	.763
F-Throws made per game	13.7	17.9
REBOUNDS	527	535
Rebounds per game	32.9	33.4
Rebounding margin	-0.5	-
ASSISTS	214	225
Assists per game	13.4	14.1
TURNOVERS	190	220
Turnovers per game	11.9	13.8
Turnover margin	+1.9	-
Assist/turnover ratio	1.1	1.0
STEALS	112	94
Steals per game	7.0	5.9
BLOCKS	43	64
Blocks per game	2.7	4.0
ATTENDANCE	8932	15054
Home games-Avg/Game	8-1116	8-1882
Neutral site-Avg/Game	-	0-0

Date	Opponent		Score	Att.
* 12/31/16	WESTERN ILLINOIS	w	89-71	1106
* 01/05/17	at North Dakota State	L	89-93	2728
* 01/07/17	at South Dakota	L	74-85	1908
* 01/11/17	OMAHA	L	71-79	842
* 01/14/17	at Oral Roberts	w	91-85	2595
* 01/18/17	SOUTH DAKOTA STATE	Wot	85-83	981
* 01/21/17	DENVER	L	74-78	1078
* 01/25/17	at Fort Wayne	L	73-103	1357
* 01/28/17	at Western Illinois	L	69-78	843
* 02/01/17	NORTH DAKOTA STATE	Wot	86-81	1098
* 02/08/17	at Omaha	w	89-78	1678
* 02/11/17	ORAL ROBERTS	L	68-74	1029
* 02/15/17	at South Dakota State	L	67-81	2333
* 02/19/17	at Denver	w	83-72	1612
* 02/23/17	FORT WAYNE	w	83-82	1543
* 02/25/17	SOUTH DAKOTA	L	85-92	1255

* = Summit League game

Score by Periods	1st	2nd	OT	Totals
IUPUI	606	649	21	1276
Opponents	616	685	14	1315

HEAD COACH JASON GARDNER



Jason Gardner was named the eighth head coach in IUPUI men's basketball program's history on April 2, 2014. Gardner, the 1999 winner of the Indiana Mr. Basketball Award, spent a year on the University of Memphis bench and two seasons at Loyola prior to that.

In his first season on the Jaguars' bench, he guided IUPUI to 10 wins, more than tripling the program's Division I win total from a year prior. His hiring paid immediate dividends on the recruiting trail, as he immediately inked five Division I transfers, four of whom were former in-state standouts.

In year two, Gardner led the Jags to a 13-win season against one of the nation's stiffest schedules, including a 9-7 mark in league play and a finish in the top half of the league standings. He upped his program's win total to 14 in his third year while coaching the program's first Academic All-American (Matt O'Leary).

Gardner has shown he's a proven recruiter, inking talent, both through high school signees, transfers and graduate transfers.

While at Memphis, Gardner helped the Tigers to a 24-10 record as Shaq Goodwin and Joe Jackson earned All-Conference accolades. In addition, Memphis forward Austin Nichols was a unanimous selection to the American Athletics Conference All-Rookie Team after averaging 9.1 points and 4.2 boards per game. Gardner was a college teammate of current Memphis Head Coach Josh Pastner at Arizona.

Prior to coming to Memphis, Gardner was an assistant under Porter Moser at Loyola, helping the Ramblers to an eight-game improvement from 2011-12 to 2012-13. He coached Ben Averkamp to All-Horizon League accolades for two straight seasons, while Loyola point guard Cully Payne was a Bob Cousy Award nominee. He also helped recruit one of the top signing classes in the Horizon League prior to the 2012-13 season. Gardner's coaching career began in 2010 when he served as an assistant at nearby Cathedral High School.

Gardner's racked up numerous accolades during his prestigious high school, college and professional playing careers. He was a 1999 McDonald's and Parade All-American while at North Central High School, finishing his prep career with a school record 1,669 points. He was a two-time Gatorade Circle of Champions Indiana Player of the Year and was named the 1998-99 Indianapolis County Player of the Year by The Indianapolis Star and Indianapolis News. His senior season, he helped NCHS to the IHSAA 4A state championship and Tournament of Champions title while averaging 22.6 points, 4.7 rebounds, 4.0 assists and 3.0 steals per game.

The 5-foot-10 point guard was recruited to the University of Arizona by legendary Head Coach Lute Olsen, where he was a four-year All-American for the Wildcats. He was the 2002-03 Naismith National Player of the Year and Lowe's Senior CLASS award recipient. He was the 2000 consensus National Freshman of the Year and closed his career as one of four players in Pac-12 history with 1,500 points, 500 assists and 200 steals for a career. He helped lead Arizona to two Pac-12 regular season titles (2000, 2003) and four consecutive NCAA Tournament berths. The Wildcats made three Sweet Sixteens (2001, 2002, 2003), two Elite Eights (2001, 2003) and were the NCAA national runner-up in 2001. All total, Arizona won 107 games during Gardner's four seasons and he still holds school records for games started (135) and minutes played (4,825), while ranking third in school history with 1,984 career points. He also finished second in threes made (318) and fourth in assists (622). He earned his degree from the university in 2011 in disciplinary studies.

Gardner later played professionally overseas for more than eight years, primarily in Germany. In 2009, he was named MVP of German Basketball Bundesliga after helping Oldenburg to the league crown, averaging 13.7 points, 4.0 assists and 3.0 boards per game. He was a two-time Basketball Bundesliga All-Star, including starting the 2007 game.

Gardner is married to the former Jacquelyn Maxberry and the couple has four children, Jasper, Jason Jr., Jacob and Jackson.



THE GARDNER FILE

School: Arizona, '11

Seasons with IUPUI: fourth season

Career Record: 37-58 (4th year)

Coaching Experience:

..... 2014-pres., Head Coach, IUPUI

..... 2013-14, Assistant Coach, Memphis

..... 2011-13, Assistant Coach, Loyola (Ill.)

..... 2010-11, Assistant Coach, Cathedral H.S.



IUPUI PLAYER CAREER STATS

BRENNAN, Aaron

Season	gp-gs	min/avg	Total		3-Point		F-Throws		Rebounds				pf	fo	ast	to	blk	stl	Scoring	
			fg-fga	pct	fg-fga	pct	ft-fta	pct	off	def	tot	avg							pts	avg
2014-15	28-24	585/20.9	71-136	.522	3-8	.375	33-46	.717	36	52	88	3.1	72	1	27	44	7	21	178	6.4
2015-16	32-9	569/17.8	55-144	.382	1-9	.111	26-31	.839	37	78	115	3.6	68	0	33	31	11	12	137	4.3
2016-17	32-9	596/18.6	102-203	.502	27-57	.474	39-54	.722	27	85	112	3.5	76	4	26	30	10	16	270	8.4
TOTAL	92-42	1750/19.0	228-483	.472	31-74	.419	98-131	.748	100	215	315	3.4	216	5	86	105	28	49	585	6.4

HALL, Evan

Season	gp-gs	min/avg	Total		3-Point		F-Throws		Rebounds				pf	fo	ast	to	blk	stl	Scoring	
			fg-fga	pct	fg-fga	pct	ft-fta	pct	off	def	tot	avg							pts	avg
2015-16	23-11	383/16.7	50-97	.515	1-1	1.000	19-47	.404	41	50	91	4.0	67	4	14	17	7	10	120	5.2
2016-17	30-23	596/19.9	96-163	.589	0-0	.000	35-89	.393	73	83	156	5.2	83	1	14	40	24	16	227	7.6
TOTAL	53-34	979/18.5	146-260	.562	1-1	1.000	54-136	.397	114	133	247	4.7	150	5	28	57	31	26	347	6.5

HENDERSON, T.J.

Season	gp-gs	min/avg	Total		3-Point		F-Throws		Rebounds				pf	fo	ast	to	blk	stl	Scoring	
			fg-fga	pct	fg-fga	pct	ft-fta	pct	off	def	tot	avg							pts	avg
2015-16	32-2	522/16.3	49-130	.377	22-64	.344	27-39	.692	5	48	53	1.7	48	1	35	44	2	30	147	4.6
2016-17	32-0	566/17.7	60-134	.448	30-75	.400	39-56	.696	10	40	50	1.6	58	1	52	38	5	32	189	5.9
TOTAL	64-2	1088/17.0	109-264	.413	52-139	.374	66-95	.695	15	88	103	1.6	106	2	87	82	7	62	336	5.3

HUDSON, Chad

Season	gp-gs	min/avg	Total		3-Point		F-Throws		Rebounds				pf	fo	ast	to	blk	stl	Scoring	
			fg-fga	pct	fg-fga	pct	ft-fta	pct	off	def	tot	avg							pts	avg
2016-17	10-0	23/2.3	1-4	.250	1-3	.333	1-4	.250	0	3	3	0.3	3	0	2	3	0	1	4	0.4
TOTAL	10-0	23/2.3	1-4	.250	1-3	.333	1-4	.250	0	3	3	0.3	3	0	2	3	0	1	4	0.4

McCALL, D.J.

Season	gp-gs	min/avg	Total		3-Point		F-Throws		Rebounds				pf	fo	ast	to	blk	stl	Scoring	
			fg-fga	pct	fg-fga	pct	ft-fta	pct	off	def	tot	avg							pts	avg
2014-15	31-15	664/21.4	52-124	.419	6-19	.316	39-61	.639	31	58	89	2.9	49	1	38	55	1	19	149	4.8
2016-17	32-22	678/21.2	51-120	.425	5-18	.278	45-77	.584	66	95	161	5.0	71	0	48	41	8	22	152	4.8
TOTAL	63-37	1342/21.3	103-244	.422	11-37	.297	84-138	.609	97	153	250	4.0	120	1	86	96	9	41	301	4.8

PATTERSON, Ron

Season	gp-gs	min/avg	Total		3-Point		F-Throws		Rebounds				pf	fo	ast	to	blk	stl	Scoring	
			fg-fga	pct	fg-fga	pct	ft-fta	pct	off	def	tot	avg							pts	avg
2016-17	32-10	757/23.7	107-242	.442	62-156	.397	21-30	.700	15	64	79	2.5	70	2	64	40	13	44	297	9.3
TOTAL	32-10	757/23.7	107-242	.442	62-156	.397	21-30	.700	15	64	79	2.5	70	2	64	40	13	44	297	9.3

THOMAS, Noah

Season	gp-gs	min/avg	Total		3-Point		F-Throws		Rebounds				pf	fo	ast	to	blk	stl	Scoring	
			fg-fga	pct	fg-fga	pct	ft-fta	pct	off	def	tot	avg							pts	avg
2016-17	8-0	20/2.5	1-5	.200	0-1	.000	3-4	.750	1	3	4	0.5	6	0	0	7	0	0	5	0.6
TOTAL	8-0	20/2.5	1-5	.200	0-1	.000	3-4	.750	1	3	4	0.5	6	0	0	7	0	0	5	0.6

IUPUI RETURNER/TRANSFER CAREER-HIGHS

#1 T.J. HENDERSON - CAREER HIGHS

Points:	16	vs. Omaha (2/17/16)
Rebounds:	7	vs. North Dakota State (3/6/16)
Assists:	6	at SIUE (11/26/16)
FG:	6	vs. Omaha (2/17/16)
FGA:	10	at Butler (12/28/15)
3FG:	3	four times
3FGA:	6	four times
FT:	5	vs. Western Illinois (12/31/16)
FTA:	9	vs. Omaha (3/6/17)
Blocks:	2	vs. South Dakota (2/25/17)
Steals:	4	twice
Minutes:	30	vs. South Alabama (11/24/15)

#22 D.J. MCCALL - CAREER HIGHS

Points:	21	at Oral Roberts (1/14/17)
Rebounds:	13	at Ball State (12/3/16)
Assists:	7	vs. Marian (12/28/16)
FG:	8	at Oral Roberts (1/14/17)
FGA:	12	at Oral Roberts (1/14/17)
3FG:	3	at Oral Roberts (1/14/17)
3FGA:	5	at Oral Roberts (1/14/17)
FT:	7	twice
FTA:	10	at N.C. Central (12/29/14)
Blocks:	1	nine times
Steals:	3	twice
Minutes:	38	at North Dakota State (2/19/15)

#31 MAURICE KIRBY - CAREER HIGHS

Points:	6	at Indiana State (1/28/17)
Rebounds:	6	three times
Assists:	2	vs. IU Northwest (11/13/16)
FG:	2	eight times
FGA:	5	vs. Eureka (11/14/15)
3FG:	---	
3FGA:	---	
FT:	2	three times
FTA:	4	vs. UIC (12/19/15)
Blocks:	2	twice
Steals:	1	seven times
Minutes:	16	vs. Cleveland State (12/16/15)

#10 NICK ROGERS - CAREER HIGHS

Points:	8	twice
Rebounds:	3	vs. North Carolina A&T (12/21/15)
Assists:	5	vs. Bethune-Cookman (12/19/15)
FG:	3	at Northern Illinois (1/22/16)
FGA:	6	vs. North Carolina A&T (12/21/15)
3FG:	2	at Northern Illinois (1/22/16)
3FGA:	4	vs. Oakland (12/12/15)
FT:	5	at Youngstown State (11/18/15)
FTA:	6	twice
Blocks:	1	vs. San Jose State (11/25/15)
Steals:	1	seven times
Minutes:	17	vs. West Virginia Tech (11/14/15)

#24 EVAN HALL - CAREER HIGHS

Points:	21	vs. Omaha (1/11/17)
Rebounds:	11	twice
Assists:	4	vs. Urbana (12/12/16)
FG:	9	vs. Omaha (1/11/17)
FGA:	12	at Northwestern (12/20/16)
3FG:	1	at Indiana St. (11/13/15)
3FGA:	1	at Indiana St. (11/13/15)
FT:	8	vs. Urbana (12/12/16)
FTA:	9	twice
Blocks:	3	three times
Steals:	2	six times
Minutes:	33	vs. South Dakota State (1/18/17)

#35 NOAH THOMAS - CAREER HIGHS

Points:	2	twice
Rebounds:	3	vs. Urbana (12/12/16)
Assists:	---	
FG:	1	at Southern Utah (12/17/16)
FGA:	2	twice
3FG:	---	
3FGA:	1	at Southern Utah (12/17/16)
FT:	2	vs. Urbana (12/12/16)
FTA:	2	twice
Blocks:	---	
Steals:	---	
Minutes:	5	vs. Urbana (12/12/16)

#12 CHAD HUDSON - CAREER HIGHS

Points:	3	vs. Urbana (12/12/16)
Rebounds:	1	three times
Assists:	1	twice
FG:	1	vs. Urbana (12/12/16)
FGA:	2	vs. Urbana (12/12/16)
3FG:	1	vs. Urbana (12/12/16)
3FGA:	2	vs. Urbana (12/12/16)
FT:	1	vs. Omaha (1/11/17)
FTA:	2	twice
Blocks:	---	
Steals:	1	vs. Howard (11/18/16)
Minutes:	5	vs. Urbana (12/12/16)

#25 RON PATTERSON - CAREER HIGHS

Points:	19	vs. South Dakota State (1/18/17)
Rebounds:	6	vs. Urbana (12/12/16)
Assists:	6	at Southern Utah (12/17/16)
FG:	7	vs. South Dakota State (1/18/17)
FGA:	15	at Marquette (11/22/16)
3FG:	5	twice
3FGA:	9	twice
FT:	3	twice
FTA:	6	at Virginia Tech (1/3/15)
Blocks:	2	five times
Steals:	4	at Marquette (11/22/16)
Minutes:	31	three times

#45 AARON BRENNAN - CAREER HIGHS

Points:	18	twice
Rebounds:	11	vs. North Dakota State (3/4/17)
Assists:	4	twice
FG:	7	twice
FGA:	16	vs. North Dakota State (2/1/17)
3FG:	3	vs. Marian (12/28/16)
3FGA:	6	vs. North Dakota State (3/4/17)
FT:	6	vs. Omaha (2/28/15)
FTA:	7	vs. Omaha (2/28/15)
Blocks:	3	at South Dakota (1/1/16)
Steals:	3	three times
Minutes:	34	vs. Omaha (2/28/15)

FIRST-YEAR PLAYER SEASON-HIGHS

	#0 JAYLEN MINNETT	#32 ELY JAH GOSS	#40 EVAN BORGMAN
Points:	---	---	---
Rebounds:	---	---	---
Assists:	---	---	---
FG:	---	---	---
FGA:	---	---	---
3FG:	---	---	---
3FGA:	---	---	---
FT:	---	---	---
FTA:	---	---	---
Blocks:	---	---	---
Steals:	---	---	---
Minutes:	---	---	---

LAST FOUR BOX SCORES

EXH. GAME • IUPUI 65, CARROLL UNIVERSITY (INDIANA FARMERS COLISEUM)

Carroll University 56

#	Player	Total		3-Ptr	Rebounds			PF	TP	A	TO	Blk	Stl	Min
		FG-FGA	FG-FGA	FT-FTA	Off	Def	Tot							
04	PENNY, Nick	* 3-6	2-3	0-0	2	1	3	1	8	1	1	0	0	33
12	WIDDES, Ben	* 2-12	2-7	2-2	2	5	7	3	8	5	5	0	2	34
22	ZAESKE, Tanner	* 4-10	3-8	0-0	1	3	4	0	11	1	0	0	0	23
23	HEESCH, Joel	* 2-7	0-2	0-0	2	4	6	4	4	1	6	1	0	24
52	INGEBRIGTSEN, Tyler	* 5-8	0-2	0-0	1	3	4	4	10	5	6	0	0	23
10	HOWAT, Troy	3-5	3-4	0-0	0	0	0	2	9	0	0	0	0	10
20	HAMILTON, Alec	2-3	0-0	0-0	1	0	1	0	4	0	0	0	1	7
24	NIES, Cory	0-0	0-0	0-0	0	0	0	1	0	0	0	0	0	1
30	MARLOWE, Anthony	0-0	0-0	0-0	0	2	2	0	0	0	0	0	0	1
33	SOULE, Charlie	0-0	0-0	0-0	0	1	1	1	0	0	0	0	0	7
34	PIERCE, Ray	0-2	0-0	0-0	0	1	1	2	0	0	0	0	0	14
41	BARMAN, Tyler	1-2	0-1	0-0	0	0	0	1	2	0	0	0	0	3
42	MAUPIN, Kale	0-3	0-2	0-0	2	4	6	3	0	2	2	0	0	19
Team					3	1	4							
Totals		22-58	10-29	2-2	14	25	39	22	56	15	20	1	3	199
FG % 1st Half: 10-28 35.7% 2nd half: 12-30 40.0% Game: 22-58 37.9% Deadball														
3FG % 1st Half: 3-12 25.0% 2nd half: 7-17 41.2% Game: 10-29 34.5% Rebounds														
FT % 1st Half: 2-2 100.0 2nd half: 0-0 0.0% Game: 2-2 100.0 0,2														

IUPUI 65

#	Player	Total		3-Ptr	Rebounds			PF	TP	A	TO	Blk	Stl	Min
		FG-FGA	FG-FGA	FT-FTA	Off	Def	Tot							
00	MINNETT, Jaylen	* 3-7	2-5	0-0	0	1	1	2	8	3	0	0	1	29
01	HENDERSON, T.J.	* 4-12	0-3	3-4	0	4	4	4	11	4	3	1	6	32
24	HALL, Evan	* 2-5	0-0	3-8	4	1	5	2	7	2	2	1	1	23
25	PATTERSON, Ron	* 3-10	2-6	2-2	1	1	2	2	10	1	3	0	5	34
45	BRENNAN, Aaron	* 6-12	0-3	3-5	1	5	6	0	15	1	0	1	0	28
10	ROGERS, Nick	0-3	0-2	2-2	1	2	3	1	2	2	0	0	0	14
12	HUDSON, Chad	0-0	0-0	0-0	0	0	0	0	0	0	0	0	0	11
31	KIRBY, Maurice	1-1	0-0	1-2	2	7	9	2	3	1	2	3	1	14
32	GOSS, Elyjah	4-5	0-0	1-4	1	1	2	0	9	0	0	0	1	15
Team					2	0	2							
Totals		23-55	4-19	15-27	12	22	34	13	65	14	10	6	15	200
FG % 1st Half: 10-21 47.6% 2nd half: 13-34 38.2% Game: 23-55 41.8% Deadball														
3FG % 1st Half: 3-7 42.9% 2nd half: 1-12 8.3% Game: 4-19 21.1% Rebounds														
FT % 1st Half: 7-16 43.8% 2nd half: 8-11 72.7% Game: 15-27 55.6% 5														

Officials: Kyle Smith, Jabir Walker, Jourdan Love
Technical fouls: Carroll University-None. IUPUI-None.
Attendance: 784
EXHIBITION GAME

Score by periods	1st	2nd	Total
Carroll University	25	31	56
IUPUI	30	35	65

	In	Off	2nd	Fast	Bench
Points	Paint	T/O	Chance	Break	15
CARROL	20	4	15	0	15
IUPUI	34	32	14	14	14

Last FG - CARROLL 2nd-00:52, IUPUI 2nd-00:07.
Largest lead - CARROLL by 5 1st-16:22, IUPUI by 14 2nd-05:31.
CARROLL led for 05:23. IUPUI led for 32:40. Game was tied for 01:57.

Score tied - 4 times.
Lead changed - 6 times.