



2017-2018 IUPUI JAGUARS BASKETBALL

IUPUI

SCHEDULE/RESULTS (7-13, 4-5 HORIZON)

Date	Opponent	Result/Time
Nov. 3	# Carroll Univ.	W, 65-56
Nov. 11	at Bradley	L, 53-68
Nov. 13	Anderson	W, 75-43
Nov. 17	at Eastern Illinois	L, 79-80
Nov. 21	Morehead State	W, 67-61
Nov. 28	at Western Illinois	L, 77-90
Dec. 2	at Ball State	L, 64-83
Dec. 6	SIUE	L, 81-82
Dec. 10	at No. 21/21 Purdue	L, 61-86
Dec. 16	at Washington State	L, 59-72
Dec. 18	at No. 12/12 Gonzaga	L, 71-101
Dec. 22	IU Kokomo	W, 87-76
Dec. 28	*at Northern Kentucky	L, 59-77
Dec. 30	*at Wright State	L, 52-60
Jan. 2	*at Green Bay	W, 67-63
Jan. 4	*UIC	L, 65-70
Jan. 10	*Milwaukee	W, 72-71
Jan. 12	*Green Bay	W, 67-61
Jan. 16	*Detroit Mercy	W, 81-66
Jan. 18	*at Cleveland State	L, 67-70
Jan. 20	*at Youngstown State	L, 62-85
Jan. 27	*at UIC	4:00 pm
Feb. 2	*at Detroit Mercy	7:00 pm
Feb. 4	*at Oakland	12:00 pm
Feb. 8	*Cleveland State	7:00 pm
Feb. 10	*Youngstown State	1:00 pm
Feb. 16	*at Milwaukee	8:00 pm
Feb. 19	*Oakland	7:00 pm
Feb. 23	*Wright State	11:00 am
Feb. 25	*Northern Kentucky	1:00 pm
Mar. 2	HL Tourney (1st rd)	tba
Mar. 3	HL Tourney (2nd rd)	tba
Mar. 4	HL Tourney (3rd rd)	tba
Mar. 5	HL Semifinals	tba
Mar. 6	HL Championship	tba

denotes exhibition

* denotes Horizon League games

& denotes Horizon League Tournament games

MEDIA COVERAGE

TV: NBC Sports Chicago

Video Stream: ESPN3

Audio: Fox Sports 97.5 FM / iHeartRadio

Live Stats: IUPUIJags.com

Twitter: @IUPUIJaguars / @IUPUIMensBball

MBB CONTACT

Ed Holdaway - IUPUI Assistant AD

Email: eholdawa@iupui.edu

Twitter: @EdHoldaway

Cell: 317-908-2645

'03 NCAA TOURNAMENT, 2010 CBI

IUPUI (7-13, 4-5 HL) at UIC (10-11, 5-3 HL)

Saturday, January 27, 2018 • 3:00 p.m. Central (4 Eastern) • Chicago, Ill. • UIC Pavilion (8,000)



STAT BREAKDOWN

IUPUI (7-13, 4-5)		UIC (10-11, 5-3)
68.3	PPG	72.3
73.2	Opp. PPG	71.3
42.6%	FG%	44.6%
48.3%	Opp. FG%	41.0%
32.8 (-1.5)	RPG (Margin)	37.7 (+1.2)
34.3%	3FG%	31.3%
64.8%	FT%	73.5%
14.5 (+1.3)	TO/G (Margin)	15.4 (-2.0)
306	RPI	258

SERIES BREAKDOWN

Overall:	0-4
Gardner vs. UIC:	0-1
in Chicago:	0-2
in Indianapolis:	0-2
neutral:	0-0
Last Meeting:	Jan. 4, 2018
Outcome:	UIC 70-65 (at IUPUI)
Streak:	UIC has won 4
Quick Notes:	IUPUI is 0-2 all-time vs. UIC at the D1 level with defeats in 1999 and earlier this season

THE JAGUARS



PROBABLE STARTERS (based on last game)

No.	Name	Yr.	Pos.	Ht.	Hometown	PPG	RPG	APG	FG%	3FG%	FT%
10	Nick Rogers	So.	G	6-1	Indianapolis, Ind.	4.9	1.6	3.5	.258	.222	.744
22	D.J. McCall	Jr.	G	6-6	Fort Wayne, Ind.	6.5	4.3	2.1	.471	.357	.500
25	Ron Patterson	Sr.	G	6-2	Indianapolis, Ind.	11.0	3.0	1.9	.417	.364	.789
24	Evan Hall	Jr.	F	6-7	Hindman, Ky.	7.5	5.1	0.6	.446	---	.302
45	Aaron Brennan	Sr.	F	6-6	Noblesville, Ind.	12.8	4.3	1.9	.462	.324	.760

OFF THE BENCH

0	Jaylen Minnett	Fr.	G	6-1	Terre Haute, Ind.	7.1	1.3	1.3	.404	.402	.842
1	T.J. Henderson	Jr.	G	6-0	Indianapolis, Ind.	10.1	2.6	2.0	.408	.338	.797
12	Chad Hudson	So.	G	5-11	Jeffersonville, Ind.	1.3	0.1	0.3	.333	.000	.714
31	Maurice Kirby	Gr.	F	6-9	Chandler, Ariz.	5.2	4.2	0.5	.524	---	.552
32	Elyjah Goss	R-Fr.	F	6-7	Bolingbrook, Ill.	3.7	3.4	0.4	.403	.300	.842
40	Evan Borgman	R-Fr.	F	6-9	Batesville, Ind.	1.1	0.7	0.0	.400	.000	.667

QUICK HITTERS

- On the heels of a three-game winning streak, IUPUI has now dropped back-to-back road contests as part of the current stretch of five games away from home. The Jaguars lost at Cleveland State and Youngstown State last week in games in which they fell in huge first half holes. IUPUI trailed by as many as 17 at CSU before halftime and was down 24 in the first half at YSU.
- The past seven games, senior **Aaron Brennan** is averaging 16 points per game and shooting 46.2 percent from three-point range. The seven straight games in double-digits is the longest streak of AB's college career.
- The Jaguars are ranked 43rd in the country in turnovers forced (15.8 to/gm) and 80th nationally in steals (7.3 spg). Junior **D.J. McCall** leads the Horizon League and is 43rd nationally with 2.0 steals per game.
- In nine league games, senior **Aaron Brennan** (14.0 ppg) leads a balanced attack as the Jags' top seven players averaging between 6-14 points per game. **Ron Patterson** (10.1), **T.J. Henderson** (8.6), **Evan Hall** (7.1), **D.J. McCall** (7.0), **Jaylen Minnett** (6.6) and **Nick Rogers** (6.3) make up that group. Head Coach **Jason Gardner** plays just nine players overall with **Maurice Kirby** (4.4 ppg, 3.2 rpg) and **Elyjah Goss** (1.4 ppg, 2.2 rpg) also seeing time.
- Aaron Brennan** is the lone IUPUI player to have started all 20 games this season. Gardner has used six different combinations with eight different players having made at least one start. However, IUPUI has used the group of Brennan, **Evan Hall**, **Nick Rogers**, **D.J. McCall** and **Ron Patterson** the past 13 games.
- IUPUI has opened the season 2-2 in all four years since Gardner took over and never gotten back to .500 at any point in the seasons. All four years, the Jags have begun at 2-2 and dropped the fifth and sixth games of the season.
- IUPUI made the move to the Horizon League in the offseason after spending 19 years at the Division I level as a member of The Summit League. The Jaguars were picked to finish tenth in the league according to the preseason polls and no member of the Jaguars' roster earned preseason plaudits.
- The Jaguars graduated their top three players from a season ago in seniors **Darell Combs** (16.8 ppg, 63 3's), **Matt O'Leary** (13.9 ppg, 6.1 rpg, 68 3's) and **Kellon Thomas** (9.5 ppg, 90 FT%). All three started all 32 games last season and Combs (Italy) and O'Leary (Spain) signed to play overseas this season.

2017-2018 ROSTER

NUMERIC ROSTER

##	Name	Pos.	Ht.	Wt.	Yr.	Hometown/High School (Previous)
0	Jaylen Minnett	G	6-1	180	Fr.	Terre Haute, Ind./Terre Haute South
1	T.J. Henderson	G	6-0	160	Jr.	Indianapolis, Ind./Scecina
5	Camron Justice #	G	6-3	180	Jr.	Hindman, Ky./Knott County Central (Vanderbilt)
10	Nick Rogers	G	6-1	170	So.	Indianapolis, Ind./Traders Point Academy (Toledo)
12	Chad Hudson	G	5-11	175	So.	Jeffersonville, Ind./Jeffersonville / Don Bosco Prep
15	Ahmed Ismail #	C	7-1	260	Sr.	Cairo, Egypt/Nakhas Zagazig (Manhattan)
22	D.J. McCall	G	6-6	190	Jr.	Fort Wayne, Ind./Concordia Lutheran
24	Evan Hall	F	6-7	200	Jr.	Hindman, Ky./Knott County Central
25	Ron Patterson	G	6-2	200	Sr.	Indianapolis, Ind./Broad Ripple (Syracuse)
31	Maurice Kirby	F	6-9	240	Gr.	Chandler, Ariz./Basha (Loyola [Ill.])
32	Elyjah Goss	F	6-7	190	R-Fr.	Bolingbrook, Ill./Plainfield East
40	Evan Borgman	F	6-9	205	R-Fr.	Batesville, Ind./Jac-Cen-Del
45	Aaron Brennan	F	6-6	225	Sr.	Noblesville, Ind./Guerin Catholic
	Trevor Johnson #	G	6-2	170	Jr.	Flagstaff, Ariz./Flagstaff (Mesa [Ariz.] C.C.)
	Mike Sagay #	F	6-7	200	So.	Bloomfield, Conn./St. Thomas More (Boston College)

will sit out the 2017-18 season as a Division I transfer; ^ expected to redshirt the 2017-18 season

COACHING STAFF

Head Coach:	Jason Gardner
Alma Mater:	Arizona, '11
Career Record:	(44-71; 4th season)
IUPUI Record:	(44-71; 4th season)
Conference Record:	(26-31; 4th season)
Associate Head Coach:	Matt Crenshaw
Alma Mater:	IUPUI, '04
Assistant Coach:	Roy Hairston
Alma Mater:	Purdue, '97
Assistant Coach:	Matt Bringman
Alma Mater:	Palm Beach Atlantic, '06
Senior Advisor:	Andy Fagan
Alma Mater:	Indiana, '01
Strength Coach:	Jason Quarles
Alma Mater:	IUPUI, '12

PRONUNCIATION GUIDE

Jaylen MINNETT	(min- NET)
ELYJAH Goss	(uh-lye- JUH)

RADIO / TV ROSTER



#0 - JAYLEN MINNETT
6-1 // Fr. // G
Terre Haute, Ind.



#1 - T.J. HENDERSON
6-0 // So. // G
Indianapolis, Ind.




#10 - NICK ROGERS
6-1 // So. // G
Indianapolis, Ind.



#12 - CHAD HUDSON
5-11 // So. // G
Jeffersonville, Ind.



#22 - D.J. McCALL
6-6 // Jr. // G
Fort Wayne, Ind.



#24 - EVAN HALL
6-7 // Jr. // F
Hindman, Ky.



#25 - RON PATTERSON
6-2 // Sr. // G
Indianapolis, Ind.



#31 - MAURICE KIRBY
6-9 // Gr. // F
Chandler, Ariz.



#32 - ELYJAH GOSS
6-7 // R-Fr. // F
Bolingbrook, Ill.



#40 - EVAN BORGMAN
6-9 // R-Fr. // F
Batesville, Ind.



#45 - AARON BRENNAN
6-6 // Sr. // F
Noblesville, Ind.



JASON GARDNER
Head Coach
4th season

CAREER DOUBLE-DIGIT PERFORMANCES/STARTS

Double-Digit Scoring Games

Name	Season	Career
Brennan	11	29
Goss	1	1
Hall	8	21
Henderson	12	25
Kirby	2	2
McCall	3	10
Minnett	4	4
Patterson	10	28
Rogers	1	1

20+ Point Scoring Games

Name	Season	Career
Brennan	3	3
Hall	0	1
McCall	1	2

Double-Digit Reb. Games

Name	Season	Career
Brennan	1	2
Goss	1	1
Hall	2	5
McCall	0	3

Double-Doubles

Name	Season	Career
Brennan	1	2
Hall	1	3

Games Started

Name	Season	Career
Brennan	20	62
Hall	19	53
Henderson	5	7
Kirby	1	1
McCall	17	54
Minnett	4	4
Patterson	19	29
Rogers	15	15

POLLS					HORIZON LEAGUE							
ASSOCIATED PRESS			COACHES		HORIZON LEAGUE STANDINGS			IUPUI IN HORIZON LEAGUE STATS				
Week 12 (Jan. 22)			Week 12 (Jan. 22)		through Jan. 24			as of Jan. 24 [denotes NCAA ranking]				
Rank	Team (1st)		Rank	Team (1st)	Team	Overall (Pct.)	HL (Pct.)	Category	HL [Nat Rk.]	Stat		
1	Villanova (63)		1	Villanova (31)	Wright State	15-6 (.714)	7-1 (.875)	Scoring	10th	68.3 ppg		
2	Virginia (1)		2	Virginia	Northern Kentucky	14-6 (.700)	7-1 (.875)	Scoring Defense.....	5th	73.3 ppg		
3	Purdue (1)		3	Purdue (1)	Oakland	13-8 (.619)	5-3 (.625)	Scoring Margin.....	8th	-5.0 ppg		
4	Duke		4	Duke	UIC	10-11 (.476)	5-3 (.625)	Free Throw %	9th	64.8%		
5	Kansas		5	Kansas	Youngstown State	6-15 (.286)	4-4 (.500)	Field Goal %	9th	42.6%		
6	Michigan State		6	Michigan State	IUPUI.....	7-13 (.350)	4-5 (.444)	Field Goal % Def	9th	48.3%		
7	West Virginia		7	West Virginia	Milwaukee.....	10-12 (.455)	3-6 (.333)	3Pt Field Goal %	5th	34.3%		
8	Xavier		8	Cincinnati	Green Bay	8-15 (.348)	3-7 (.300)	3Pt Field Goal % Def....	6th	36.8%		
9	Cincinnati		8	Xavier	Detroit Mercy	6-15 (.286)	2-6 (.250)	Rebounding Offense....	9th	32.8 rpg		
10	North Carolina		10	North Carolina	Cleveland State.....	5-16 (.238)	2-6 (.250)	Rebounding Defense ...	4th	34.3 rpg		
11	Arizona		11	Oklahoma	UPCOMING SCHEDULE					Rebounding Margin	8th	-1.5 rpg
12	Oklahoma		12	Arizona	Date	Game	Time	Blocked Shots.....	6th	3.4 bpg		
13	Ohio State		13	Ohio State	1/25	Youngstown St. at Milwaukee	8pm	Assists	6th	13.5 apg		
14	Texas Tech		14	Texas Tech		Cleveland St. at Green Bay	8pm	Steals	5th [80th]	7.3 spg		
15	Gonzaga		15	Gonzaga	1/26	Detroit Mercy at Wright St.	7pm	Turnover Margin.....	4th	+1.3/game		
16	Saint Mary's		16	Wichita State		Oakland at Northern Ky.	9pm	Assist/TO Ratio	8th	0.93 a/to		
17	Wichita State		17	Clemson	1/27	Youngstown St. at Green Bay	1pm	Offensive Rebounds....	2nd [71st].....	12.0 rpg		
18	Clemson		18	Saint Mary's		Cleveland St. at Milwaukee	2pm	Defensive Rebounds....	10th	20.9 rpg		
19	Auburn		19	Auburn		IUPUI at UIC	4pm	3Pt Field Goals Made...	7th	7.4/game		
20	Florida		20	Arizona State	1/28	Detroit Mercy at Northern Ky.	1pm	Home Attendance.....	10th	882/game		
21	Arizona State		21	Tennessee		Oakland at Wright St.	2pm	Player Horizon [Nat'l Rk.] Stat				
22	Tennessee		22	Florida	1/29	UIC at Milwaukee	8pm	Aaron Brennan				
23	Nevada		23	Rhode Island	2/1	Wright St. at Cleveland St.	7pm	Scoring	t-18th	12.8 ppg		
24	Rhode Island		24	Miami		Northern Ky. at Youngstown St.	7pm	Off. Reb.	5th	2.2 rpg		
25	Michigan		25	Michigan	2/2	IUPUI at Detroit Mercy	7pm	Blocked Shots	14th	0.8 bpg		
MID-MAJOR TOP 25						Green Bay at Milwaukee	8pm	Rebounding	16th	5.1 rpg		
January 22						UIC at Oakland	9pm	D.J. McCall				
Rk	Team (1st)	Record	Pts.	Prev.	Conf.	2/3	Northern Ky. at Cleveland St.	3pm	Steals	1st [43rd]	2.0 spg	
1.	Saint Mary's (28)	19-2	772	2	West Coast		Wright St. at Youngstown St.	7pm	3FG/Gm.	t-7th	2.2/game	
2.	Gonzaga	17-4	746	1	West Coast	2/4	IUPUI at Oakland	12pm	Steals	10th	1.3 spg	
3.	New Mexico State	17-3	712	3	Western Athletic		UIC at Detroit Mercy	2pm	Ron Patterson			
4.	Louisiana	17-3	664	4	Sun Belt		Cleveland St. at IUPUI	7pm	Assists	7th	3.5 apg	
5.	ETSU	16-4	640	5	Southern		Green Bay at Wright St.	7:30pm	Ast/TO Ratio	7th	1.6 ast/to	
6.	South Dakota State	17-5	601	6	Summit		Milwaukee at Northern Ky.	7:30pm	Nick Rogers			
7.	BYU	17-4	582	7	West Coast		Youngstown St. at UIC	8pm				
8.	Loyola Chicago	16-4	526	9	Missouri Valley	2/9	Detroit Mercy at Oakland	9pm				
9.	South Dakota	17-5	481	11	Summit	2/10	Youngstown State at IUPUI	1pm				
10.	Stephen F. Austin	16-3	453	10	Southland		Green Bay at Northern Ky.	7pm				
11.	Buffalo	14-5	380	19	Mid-American		Milwaukee at Wright St.	7pm				
12.	Furman	14-6	376	8	Southern		Cleveland State at UIC	8pm				
13.	Wofford	14-5	366	13	Southern	2/14	Oakland at Youngstown St.	7pm				
14.	Vermont	16-5	359	16	America East		Detroit Mercy at Cleveland St.	7pm				
15.	Charleston	14-6	286	15	Colonial	2/16	Oakland at Cleveland St.	7pm				
16.	Missouri State	15-6	251	12	Missouri Valley		Northern Ky. at Wright St.	7pm				
17.	UC Santa Barbara	14-5	221	18	Big West		Detroit Mercy at Youngstown St.	7pm				
18.	UNC Greensboro	14-5	191	20	Southern							
19.	Georgia Southern	14-6	159	14	Sun Belt							
20.	Albany	16-6	155	21	America East							
21.	Montana	14-5	153	24	Big Sky							
22.	Belmont	15-6	152	NR	Ohio Valley							
23.	Northern Kentucky	14-6	106	NR	Horizon							
24.	Northeastern	13-7	103	NR	Colonial							
25.	Wright State	15-6	67	25	Horizon							

LAST TIME OUT

IUPUI fell behind by as many as 24 points in the first half and never fully recovered in an 85-62 loss at Youngstown State last Saturday night (Jan. 20). The Jaguars trailed 42-18 with 3:59 left before the break, but cut the lead down to 13 at the half. IUPUI closed within five on a number of occasions in the second half, but never got closer than a two possession game.

Senior **Aaron Brennan** had a team-high 14 points (6-8 FG) and **T.J. Henderson** chimed in with 11 points off the bench. YSU shot 52 percent from the floor and 10-of-24 from deep as Cameron Morse paced four Penguins with 23 points, including four treys.

YSU outrebounded IUPUI 39-19 and scored 20 second chance points off 18 offensive boards.

CLOSE CALLS

Five of IUPUI's last seven games have been decided by six points or less. The Jags are 3-2 in those five decisions. Only three of IUPUI's nine Horizon League games have been decided by 10 points or more - an 18-point loss at NKU, a 15-point win over Detroit and last Saturday's 23-point defeat at Youngstown State.

GOOD IN JANUARY

January is the lone month in which head coach **Jason Gardner** has a winning record, having gone 17-15 (.531) at the helm of the program.

THEFT ALERT

Junior **D.J. McCall** currently leads the Horizon League (43rd nationally) with 2.0 steals per game. After not collecting a steal in the season's opening two games, McCall has 38 steals in 17 games (2.24 spg).

By comparison, McCall had just 22 steals *all of last season* and 41 in his 63-game career entering this season.

ROSTER CHANGES

The IUPUI program had a few roster changes at the turn of the semester as one player departed the program and two others joined the Jaguars. Little used sophomore **Noah Thomas** left the program after having appeared in just two games in the first semester. Thomas, a 6-foot-9 center, totaled four points and four rebounds in eight total minutes.

On the flip side, the Jaguars brought in a pair of transfers as **Mike Sagay** (Boston College) and **Trevor Johnson** (Mesa [Ariz.] C.C.) joined the program. Sagay, a 6-foot-7 forward, comes to IUPUI with two-and-a-half years of eligibility, after having played 15 games at Boston College last season. A 3-star recruit, Sagay was ranked among Connecticut's top players as a senior at St. Thomas More High School.

Johnson, a 6-foot-2 guard, comes to IUPUI with two years of eligibility remaining. Johnson was an All-State performer while at Flagstaff [Ariz.] High School before attending Mesa Community College.

Both are able to begin practice with the team immediately.

STARTER NOTES

In the early portion of the non-league slate, head coach **Jason Gardner** continued to tweak the Jaguars' starting five, using six different quintets. For the year, senior **Aaron Brennan** is the lone Jag to have started all 19 games and **Ron Patterson** and **Evan Hall** have each started 18 times. Eight different players have at least one start this season.

That said, the group of Brennan, Patterson, Hall, **D.J. McCall** and **Nick Rogers** have started IUPUI's last 12 games (5-7).

SERIES HISTORY

UIC (0-4)				
Date	Loc	Score	W/L	
2-12-80	H	67-78	L	
2-10-81	A	77-91	L	
11-30-99	A	65-70	L	
1-4-18	H	65-70	L	

BENCH NOTES

As a result of the shuffling lineups, the IUPUI bench has been especially strong, averaging 24 points per game, including a season-high 42 on two different occasions. The past four years, the IUPUI bench has outscored opponents in 77 of 115 (67 percent) of its games, going 38-39 in those contests.

BENCH NOTES, PART II

IUPUI's top scorer has been a reserve six times this season. Four different players have contributed to those six occasions.

Patterson (1): at Ball State (14 pts)

Kirby (1): at Purdue (16 pts)

Minnett (1): at Wright State (11 pts)

Henderson (3): at Gonzaga (18 pts), IUK (19 pts), at GB (13 pts)

WIN/LOSS SPLITS

In IUPUI's seven wins, the Jags have shot 46.1 percent from the field and held foes to 39.6 percent overall and 28.4 percent from deep. In addition, the Jags have outrebounded opponents by 5.1 boards per game in the seven wins.

In the Jaguars' 13 losses, IUPUI has shot just 40.7 percent overall and allowed opponents to shoot a robust 53.2 percent from the field and 41.8 percent from beyond the arc. In addition, IUPUI has been outrebounded by 5.1 boards per game in the 13 losses.

IN LEAGUE PLAY...

IUPUI has defended the three well in Horizon League play, yielding just 31.9 percent from deep in nine games. On the flip side, IUPUI is shooting 37.2 percent from deep in league play, led by Brennan's 43.8 percent and Minnett's 42.1 percent.

IUPUI has made as many or more threes than their opponents in eight of nine league games thus far.

MAKE SHOTS, WIN GAMES

The most telling number of outcomes of games under head coach **Jason Gardner** has simply been field goal percentages.

IUPUI is 40-8 (.833) in games in which the Jaguars have shot a better percentage than opponents and just 4-63 (.060) when being outshot.

The Jan. 10 Milwaukee win is the only time this season IUPUI has been outshot and won the game.

GETTING LOOKS

Two areas where IUPUI has excelled this season are offensive rebounding (71st nationally - 12.0 rpg) and forcing turnovers (43rd nationally - 15.8 to/g).

Because of those numbers, IUPUI has *attempted* 107 more shots than their foes for the year, good for 5.4 shot attempts per game.

GRADE CHECK

Ten members of the IUPUI basketball team earned at least a 3.0 grade point average during the fall semester - **Evan Borgman**, **Aaron Brennan**, **Elijah Goss**, **Evan Hall**, **T.J. Henderson**, **Chad Hudson**, **Ahmed Ismail**, **Maurice Kirby**, **D.J. McCall** and **Noah Thomas**.

LEAGUE OPENERS

Head coach **Jason Gardner** is now 3-1 in league openers, having won all three of his Summit League openers before losing his Horizon League opener at NKU on Thursday.

1/4/15 - at Fort Wayne (63-58)

1/1/16 - at South Dakota (77-66)

12/31/16 - Western Illinois (89-71)

12/28/17 - at Northern Kentucky (59-77)

NEW NIGHT, NEW SCORER

Six different players have been the team's top scorer this season, led by **T.J. Henderson's** team-high 12 double-digit scoring games. **Aaron Brennan** is second on the squad with 11 and **Ron Patterson** is next with 10.

SNAPPED AT 13

Senior **Ron Patterson** opened the year in 13 straight games to start the season - his longest stretch of his college career. His longest streak last season was 10 straight games from Jan. 5-Feb. 8.

DEFENDING THE TREY

The Jaguars struggled to defend the three-point line during the non-league schedule, yielding 38 percent. Below are some instances of the Jaguars' woes, both individually and collectively:

at Bradley (57.1%) - Nate Kennell (5-of-9)

at EIU (45.0%) - Terrell Lewis (7-of-9)

at WIU (58.8%) - Kobe Webster (5-of-7)

vs. SIUE (68.8%)

TOUGH THREE

IUPUI endured arguably the toughest three-game stretch in program history with road games at No. 21 Purdue (L, 61-86), at Washington State (L, 59-72) and at No. 12 Gonzaga (L, 71-101). The losses at Purdue and Gonzaga dropped IUPUI to 0-17 all-time against nationally ranked foes.

In the non-conference slate, IUPUI had the nation's 50th toughest schedule (hardest in the Horizon League) according to KenPom.com.

FIVE KEY NUMBERS

Below are five key numbers from the Jaguars' loss at Youngstown State.

-20: IUPUI was outrebounded by 20 boards (39-19), marking the second-worst rebounding margin in Gardner's tenure. The worst was a 46-23 (-23) effort at Marquette in Gardner's first season.

42-18: IUPUI trailed 42-18 at the 3:59 mark of the first half before closing within five in the second half

20: IUPUI yielded a season-high 18 offensive boards, leading to a season-high 20 second chance points

15: IUPUI attempted a season-low 15 treys, hitting eight (53.3 percent)

10: IUPUI was called for a season-low 10 fouls in the loss

O-FOR-RANKED

IUPUI has never defeated a ranked opponent, going 0-17 versus the ranked in the program's Division I era. Below is a listing of those 17 results, 12 of which were true road games.

The Jaguars' average margin of defeat is 21.2 points per game in the 17 total losses:

12/13/99 at #2 Arizona L, 41-70

12/15/01 vs. #20 Ball State L, 81-103

3/21/03 vs. #2 Kentucky L, 64-95 // NCAA - Nashville, TN

12/13/03 at #25 Dayton L, 59-61

12/18/04 at #18 Louisville L, 60-80

11/10/07 at #11 Marquette L, 68-78

12/14/08 vs. #20 Arizona St. L, 58-59 (ot) Phoenix, Ariz.

11/14/10 at #12 Gonzaga L, 56-86

11/21/10 vs. #25 San Diego State L, 46-61 Oxford, Ohio

12/9/10 at #2 Ohio State L, 64-75

12/22/10 vs. #7 San Diego State L, 54-56 Las Vegas, Nev.

12/7/11 at #5 Louisville L, 60-90

11/12/12 at #5 Michigan L, 54-91

12/7/15 at #11 Purdue L, 53-80

12/28/15 at #9 Butler L, 54-92

12/10/17 at #21 Purdue L, 61-86

12/18/17 at #12 Gonzaga L, 71-101

AT THE HORN

Winning games at the horn has been a staple of head coach **Jason Gardner's** squads. Since Gardner took over, IUPUI has won five games in the closing seconds, including three as time expired:

P.J. Boutte 15' floater at the horn vs. Ball State (71-69 / Nov. 22, 2014)

Marcellus Barksdale layup at the horn at IPFW (84-82 / Jan. 23, 2016)

Jordan Pickett wing 3 with :02 vs. SDSU (73-72 / Jan. 31, 2016)

Darell Combs wing J with :01.5 vs. SDSU (85-83 / Jan. 18, 2017)

Evan Hall layup at the horn vs. Milwaukee (72-71 / Jan. 10, 2018)

FRESH STARTS

In the season opener at Bradley, true freshman **Jaylen Minnett** became the first IUPUI true rookie to start his debut since **Alex Young** did so against Northeastern in 2008.

Minnett had five points, two boards and an assist in his IUPUI debut.

JAGS LOCK UP RAVENS

While head coach **Jason Gardner** has preached defense in the preseason, the win over Anderson was especially impressive in that IUPUI held the Ravens to just 43 points. The 43 were the fewest by a foe since Gardner took over the program and just the second time an IUPUI opponent tallied less than 50 in the Gardner-era (49 vs. Denver on Jan. 10, 2015).

NEWS, NOTES & STORYLINES (CONT.)

The 43 points allowed was the lowest total by an IUPUI opponent since holding Western Illinois to 42 on Feb. 6, 2010.

CUPBOARD CHECK

IUPUI brings back seven returners from last season, five of whom saw meaningful minutes. Below is a rundown of the Jaguars' top statistical returners, along with some key numbers.

Stat (% Returning): Top Returners

Scoring (45.8%): Patterson (9.3), Brennan (8.4)
Rebounding (56.9%): Hall (5.2), McCall (5.0)
Assists (45.3%): Patterson (6.4), Henderson (5.2)
Minutes (50.2%): Patterson (23.7), McCall (21.2)
FGM (47.3%): Patterson (10.7), Brennan (10.2)
3FGM (43.4%): Patterson (6.2), Henderson (3.0)
FTM (34.3%): McCall (4.5), Brennan (3.9)
Blocks (69.0%): Hall (2.4), Patterson (1.3)
Steals (60.4%): Patterson (4.4), Henderson (3.2)

FULL STRENGTH

The Nov. 21 Morehead State game was the first time all season the Jags were at full strength. **Evan Hall, D.J. McCall** and **Nick Rogers** all missed time in the season's first three games.

GRADS

The IUPUI roster boasts three graduates this season as **Maurice Kirby** completed his degree at Loyola (Ill.) and is pursuing his master's in sports journalism. In addition, junior guard **D.J. McCall** completed his undergraduate work in three years and is now pursuing his master's degree at IUPUI. **Aaron Brennan** completed his degree requirements during the recently finished fall semester.

TRENDING

When head coach **Jason Gardner** took over the IUPUI program prior to the 2014-15 season, he knew it was going to be a lengthy rebuild. The Jags were on the heels of back-to-back 6-26 seasons and 300+ RPI finishes. As expected, Gardner has had IUPUI steadily rising since his takeover:

	Record	RPI	Final Sagarin
2012-13:	6-26	329	332
2013-14:	6-26	322	332
2014-15:	10-21	257	278
2015-16:	13-19	191	226
2016-17:	14-18	217	202

SIXTH OLDEST

Unofficially, senior swingman **Ron Patterson** is the sixth-oldest player in all of college basketball this season and will turn 25 on Jan. 24 of this season. Here is a quick rundown of those older than him going into the season with their ages as of Nov. 10, 2017:

Josh Boutte (Sam Houston St.): 25 years, 307 days
 Gibson Johnson (Hawaii): 25 years, 273 days
 Zach Nelson (Utah Valley): 25 years, 143 days
 Isaac Neilson (Utah Valley): 24 years, 352 days
 Kyle Brown (Cornell): 24 years, 345 days
Ron Patterson (IUPUI): 24 years, 296 days

HOOSIER MADE

IUPUI has the second-most Indiana-natives of any team in the country with nine, trailing only Ball State. Of the nine Indiana natives, four are from the Indianapolis-area in **Aaron Brennan, T.J. Henderson, Ron Patterson** and **Nick Rogers**.

NEW LEAGUE, OLD RIVALS

Although IUPUI will be in year one of Horizon League play, that doesn't mean there won't be some recognizable foes in league play.

The most recognizable will be longtime Mid-Con/Summit foe Oakland University, which IUPUI played 36 times between 1998 and 2013 as league foes. Oakland leads the all-time series 25-16, which includes five meetings in the mid-/late 70's.

Another former league foe in the Horizon League is Youngstown State, which IUPUI played six times from 1999-2001 before the Penguins moved leagues. YSU is 8-1 all-time against IUPUI, which includes three meetings from the mid-/late 70's.

Another familiar face is Wright State head coach Scott Nagy, who was the longtime leader of the South Dakota State program before taking over the Raiders a couple seasons ago. While at the helm of the SDSU program, Nagy was 13-7 against the Jaguars.

BRING 'EM ON

IUPUI added a new assistant coach in the offseason as **Matt Bringman** joined the Jaguars' staff, replacing Scott Gillespie. Bringman came to IUPUI from South Plains (Texas) College where he helped the Texans to a 2-year record of 53-11 and 28-4 in conference play. South Plains was 3rd at 2017 NJCAA National Championships in Hutchinson, Kan.

Bringman helped a number of players on to Division I opportunities, including Jordan Brangers (Western Kentucky), Raquan Mitchell (Colorado State), Shawntrez Davis (Nevada) and Josh Webster (Texas Tech).

OVERSEAS ADVENTURES

IUPUI's top two players from a season ago - seniors **Darell Combs** and **Matt O'Leary** - are both continuing their playing careers overseas this winter.

Combs inked a deal in early September to play for the Roseto Sharks in Italy's second division. Combs had an NBA workout with the Washington Wizards before ultimately seeking employment overseas.

O'Leary signed in late July to continue his career with Penas Huesca in the LEB Gold - Spain. LEB Gold is the the second division in Spain and known as one of the top leagues in Europe.

In addition, former Jaguars **Alex Young** and **Robert Glenn** are also continuing to play overseas.

ON THE SIDELINES

IUPUI has two Division I-transfers sitting out this season in senior center **Ahmed Ismail** (Manhattan) and junior guard **Camron Justice** (Vanderbilt).

Ismail has one season remaining and averaged 3.9 points and 4.8 rebounds per game as a junior at Manhattan. The 7-foot-1 native of Egypt blocked a team-high 32 shots last season and started 19 games for the Jaspers.

Justice, a high school teammates of **Evan Hall**, was the 2015 Kentucky Mr. Basketball selection and appeared in 33 games at Vanderbilt. The 6-foot-3 sharpshooter shot 38.9 percent from deep as a true freshman, averaging 3.4 points per contest for the Commodores. However, he barely played for Bryce Drew and the new coaching staff, opting to transfer to rejoin Hall.

NEW SIGNEES

IUPUI inked a pair at the start of the fall signing period, adding size in 6-foot-7 **Jack Hansen** (Noblesville, Ind./Guerin Catholic) and 6-foot-10 **Brandon Kenyon** (Caledonia, Ontario/Rise Prep).

Hansen played AAU with Team Blaze Select and was Gardner's first commitment of the 2018 class and chose IUPUI over interest from Valpo, Indiana State and Wright State. He averaged 19 points and nine rebounds per game as a junior and is among the state's top players heading into this season.

Kenyon played AAU with UPLAY Canada and excelled on the Nike EYBL circuit last summer. His UPLAY squad boasts Florida, Central Arkansas and Loyola signees while The RISE Prep program is expected to be among the best in the Ontario Scholastic Basketball Association (OSBA).

UNIVERSITY QUICK FACTS

Location Indianapolis, Ind.
Founded 1969
Nickname Jaguars
Colors Red, gold & black
Enrollment 30,690
Affiliation NCAA Division I
Conference The Horizon League
Home Facility (Cap.) Indiana Farmers Coliseum (6,800)
Chancellor Dr. Nasser Paydar
Athletics Director Dr. Roderick Perry
Website www.IUPUIJags.com
Twitter @IUPUIJaguars
Athletics Phone (317) 278-5247
Mailing Address 1000 Waterway Blvd.
 Indianapolis, IN 46202

BASKETBALL HISTORY

First Yr. of basketball 1972
Seasons of basketball 46th
Seasons of Division I basketball 20th
Division I (1998-pres.) Record 248-266 (.481)
NCAA Appearances 1
Last NCAA Appearance 2003
Last Postseason Appearance 2010 (CBI - Second Round)

UNIVERSITY NOTES

ABOUT THE UNIVERSITY

IUPUI is a public research university located in downtown Indianapolis that is the result of a merger of the Purdue Indianapolis Extension Center (1946) and Indiana University Indianapolis (1916). The merger was completed in 1969 and athletics began in 1972.

The university offers more than 200 degree programs and boasts an enrollment over 30,000 (22,000 undergrad and 8,000 postgrad). The university also boasts an endowment of more than \$850 million.

The university is ranked among the Top 200 "National Universities" and ranked 7th for "Up and Coming Schools." U.S. News has ranked IUPUI among the nation's elite for 13 straight years.

ATHLETIC PROWESS

IUPUI was a primary beneficiary of the 1987 Pan-American Games in Indianapolis and continues to boast some world renowned facilities.

The IU Natatorium is located on the IUPUI campus and is among the best swimming & diving facilities in the world. It has hosted the U.S. Olympic Team Trials four different times and 12 NCAA National Championship meets. In addition, the 2017 World Juniors were held at IUPUI and 16 world records have been set in the Natatorium water.

Adjacent west is the Michael A. Carroll Track & Soccer Stadium which has hosted several USA Outdoor Track & Field Championships and NCAA Championships, along with the 1988 US Olympic Trials. Florence Griffith-Joyner set the 100m world record of 10.49 on the track.

In basketball circles, IUPUI is best known as the long-time host of the Nike All-American Camp, which was held on campus for two decades. The nation's top prep players and coaches from every level converged on campus for two weeks each summer in what was considered the elite college recruiting event of the year. Alum included LeBron James, Chris Webber, Allen Iverson, Kevin Garnett, Jason Kidd and Paul Pierce, among many others.

GEORGE HILL

IUPUI's best known basketball alum is current NBAer **George Hill**, who is in his tenth year in the league this season. Hill was originally drafted by the San Antonio Spurs (1st rd., 26th overall) in 2008.

He's played for the Spurs (2008-11), Indiana Pacers (2011-16), and Utah Jazz (2016-17) before signing with the Sacramento Kings this offseason. Hill has played in more than 600 games and made nearly 400 starts in his NBA career.

2017-2018 MISCELLANEOUS STATISTICS

IUPUI'S RECORD WHEN...

	'17-18 Overall	2018 HL	Under Gardner
Home:	6-2	3-1	27-16
Away:	1-11	1-4	16-51
Neutral:	0-0	0-0	1-4
Overtime:	0-0	0-0	4-6
Lead @ Halftime:	4-2	2-1	33-11
Trail @ Halftime:	2-11	1-4	8-57
Tied @ Halftime:	1-0	1-0	3-3
Leading w/ 5:00 left:	6-2	3-1	36-6
Trailing w/ 5:00 left:	0-10	0-4	3-61
Tied w/ 5:00 left:	1-1	1-0	5-4
Shooting 50% or better:	3-2	1-0	21-3
Shooting 40-50%:	3-4	2-3	21-32
Shooting less than 40%:	1-7	1-2	2-36
Shooting better % than opp.	6-1	3-0	40-8
Shooting worse % than opp.	1-12	1-5	4-63
Scoring less than 60:	0-4	0-2	3-26
Score 60-69 pts:	3-5	2-3	7-25
Score 70-79 pts:	2-3	1-0	15-14
Score 80-89 pts:	2-1	1-0	16-6
Score 90+ pts:	0-0	0-0	3-0
Opp. scores less than 60:	2-0	1-0	9-5
Opp. scores 60-69 pts:	3-2	2-1	17-14
Opp. scores 70-79 pts:	2-4	1-3	10-25
Opp. scores 80-89 pts:	0-5	0-1	8-17
Opp. scores 90+ pts:	0-2	0-0	0-10
Commit less TO than opp.	3-9	1-4	22-31
Commit more TO than opp.	3-4	2-1	21-37
Commit same TO as opp.	1-0	1-0	1-3
Outrebound opponent:	5-3	3-1	28-19
Outrebounded:	1-9	1-3	14-49
Rebounding is equal:	1-1	0-1	2-3
Bench outscores opp.:	6-8	3-4	38-39
Bench is outscored:	1-4	1-1	6-27
Bench scoring is equal:	0-1	0-0	0-5
Hit more FT than opp.:	3-2	2-0	26-10
Hit less FT than opp.:	4-10	2-4	17-58
Hit same FT as opp.:	0-1	0-1	1-3
Hit more 3's than opp.:	4-5	3-4	21-26
Hit less 3's than opp.:	1-8	0-1	18-37
Hit same 3's as opp.:	2-0	1-0	5-8
Decided by 5 pts or less:	2-4	2-2	19-18
Decided by 6-10 points:	2-1	1-1	6-19
Decided by 10+ points:	3-8	1-2	19-34
In home whites:	6-2	3-1	28-16
In road blacks:	1-5	1-2	3-20
In road reds:	0-6	0-2	13-35
7 in double-digits:	0-0	0-0	1-0
6 in double-digits:	0-0	0-0	1-0
5 in double-digits:	0-0	0-0	5-3
4 in double-digits:	3-1	2-0	14-8
3 in double-digits:	1-5	0-0	11-21
2 in double-digits:	3-5	2-4	10-31
1 in double-digits:	0-2	0-1	2-6
0 in double-digits:	0-0	0-0	0-2
On Mondays:	1-1	0-0	2-8
On Tuesdays:	3-1	2-0	3-10
On Wednesdays:	1-1	1-0	7-9
On Thursdays:	0-3	0-3	3-12
On Fridays:	2-1	1-0	6-5
On Saturdays:	0-5	0-2	19-23
On Sundays:	0-1	0-0	4-5
In November:	2-3	0-0	8-17
In December:	1-7	0-2	10-22
In January:	4-3	4-3	17-15
In February:	0-0	0-0	8-14
In March:	0-0	0-0	1-3

TIMES LED

Player	Pts.	Reb.	Ast.	Stl.	Blk.	GAMES WITH							TOTAL		
						10+ Pts.	20+ Pts.	10+ Reb.	3+ Ast.	3+ Blk.	3+ Stl.	3+ 3's	Dunks	DbI-DbIs	
0-Minnett	1/1	0/0	2/2	1/1	1/1	4/4	0/0	0/0	1/1	0/0	0/0	3/3	0/0	0/0	
1-Henderson	2/5	1/2	4/11	3/21	1/5	12/25	0/0	0/0	6/15	0/0	2/6	1/5	0/2	0/0	
10-Rogers	0/0	0/0	11/11	1/1	1/1	1/1	0/0	0/0	11/11	0/0	0/0	0/0	1/1	0/0	
12-Hudson	0/0	0/0	0/0	0/0	0/0	0/0	0/0	0/0	0/0	0/0	0/0	0/0	0/0	0/0	
22-McCall	2/6	4/13	7/15	12/24	2/7	3/10	1/2	0/3	6/15	0/0	6/7	2/3	8/19	0/0	
24-Hall	0/2	6/18	0/1	2/7	8/25	8/21	0/1	2/5	0/3	0/3	1/1	0/0	1/11	1/3	
25-Patterson	5/11	2/2	3/10	5/18	4/10	10/28	0/0	0/0	6/15	1/1	1/6	8/18	6/15	0/0	
31-Kirby	1/1	2/2	0/0	0/0	2/2	2/2	0/0	0/0	0/0	0/0	0/0	0/0	2/2	0/0	
32-Goss	0/0	2/2	0/0	2/2	3/3	1/1	0/0	1/1	0/0	1/1	0/0	0/0	6/6	0/0	
40-Borgman	0/0	0/0	0/0	0/0	0/0	0/0	0/0	0/0	0/0	0/0	0/0	0/0	1/1	0/0	
45-Brennan	9/13	4/6	1/6	0/10	5/21	11/29	3/3	1/2	5/9	1/2	0/3	4/5	1/5	1/2	

totals listed by season/career

SPECIALTY STATS (IUPUI/OPP)

PP = Points in the Paint; POT = Points off Turnover; 2nd = 2nd Chance Points; BP = Bench Points

Opponent	Result	PP	POT	2nd	BP	Largest Lead	Largest Deficit	Lead Changes	Ties
# Carroll University	W, 65-56	34/20	32/4	14/15	14/15	14	5	6	4
at Bradley	L, 53-68	18/20	13/13	14/10	5/34	3	18	3	1
Anderson University	W, 75-43	38/18	27/12	12/5	24/11	33	-	0	0
at Eastern Illinois	L, 79-80	42/33	11/19	9/12	4/20	7	3	9	13
Morehead State	W, 67-61	24/30	16/12	8/6	17/8	11	-	0	1
at Western Illinois	L, 77-90	34/32	22/11	20/3	28/26	2	28	1	1
at Ball State	L, 64-83	28/40	15/19	6/14	40/28	1	28	2	0
SIUE	L, 81-82	38/22	21/10	12/9	21/21	9	10	12	9
at Purdue	L, 61-86	26/36	16/23	7/7	42/27	9	32	5	2
at Washington State	L, 59-72	22/36	9/12	11/9	25/15	2	19	1	1
at Gonzaga	L, 71-101	38/48	8/15	11/6	40/61	-	30	0	0
IU Kokomo	W, 87-76	54/28	16/14	15/11	42/14	13	9	10	5
*at Northern Kentucky	L, 59-77	26/38	15/14	13/8	18/26	9	19	1	2
*at Wright State	L, 52-60	18/22	14/13	3/5	21/17	6	10	5	0
*at Green Bay	W, 67-63	36/26	16/14	11/7	26/6	11	8	3	1
*UIC	L, 65-70	36/30	24/14	6/6	20/16	13	7	1	4
*Milwaukee	W, 72-71	20/36	15/8	14/15	16/14	6	8	8	7
*Green Bay	W, 67-61	26/30	7/19	15/17	21/23	16	2	2	2
*Detroit Mercy	W, 81-66	30/22	11/21	15/9	27/21	23	-	0	1
*at Cleveland State	L, 67-70	34/36	17/21	11/9	17/15	1	17	6	4
*at Youngstown State	L, 62-85	26/38	15/23	12/20	25/24	2	24	1	0
*at UIC									
*at Detroit Mercy									
*at Oakland									
*Cleveland State									
*Youngstown State									
*at Milwaukee									
*Oakland									
*Wright State									
*Northern Kentucky									
HL Tourney (1st rd)									
HL Tourney (2nd rd)									
HL Tourney (3rd rd)									
HL Semifinals									
HL Finals									
Season Highs		54/48	27/23	20/20	42/61	33	30	12	13
Season Lows		18/18	7/8	3/3	4/6	-	-	-	-
Totals		614/621	308/307	225/188	479/427	-	-	70	55
Averages		30.7/30.1	15.4/15.4	11.3/9.4	24.0/21.4			3.5	2.8

WIN/LOSS MARGINS

Margin	W	L
1	1	1
2		
3		2
4	1	
5		1
6	2	
7		
8		
9		
10		
11-15	1	3
16-20		2
21-30		3
30+	1	

2017-2018 IUPUI STATISTICS

THE STAT CREW SYSTEM IUPUI Combined Team Statistics (as of Jan 22, 2018) All games



RECORD:	OVERALL	HOME	AWAY	NEUTRAL
ALL GAMES	7-13	6-2	1-11	0-0
CONFERENCE	4-5	3-1	1-4	0-0
NON-CONFERENCE	3-8	3-1	0-7	0-0

#	Player	gp-gs	min	avg	Total		3-Point		F-Throw		Rebounds				pf	dq	a	to	blk	stl	pts	avg
					fg-fga	fg%	3fg-fga	3fg%	ft-fa	ft%	off	def	tot	avg								
45	BRENNAN, Aaron	20-20	546	27.3	98-212	.462	22-68	.324	38-50	.760	26	60	86	4.3	48	2	38	37	13	18	256	12.8
25	PATTERSON, Ron	20-19	559	28.0	80-192	.417	44-121	.364	15-19	.789	10	50	60	3.0	41	1	38	29	13	25	219	11.0
01	HENDERSON, T.J.	20-5	476	23.8	64-157	.408	27-80	.338	47-59	.797	14	36	50	2.5	34	0	39	48	3	19	202	10.1
24	HALL, Evan	19-19	406	21.4	62-139	.446	0-0	.000	19-63	.302	42	55	97	5.1	57	1	11	34	16	12	143	7.5
00	MINNETT, Jaylen	20-4	427	21.4	46-114	.404	33-82	.402	16-19	.842	10	15	25	1.3	31	0	25	30	1	11	141	7.1
22	McCALL, D.J.	19-17	507	26.7	49-104	.471	10-28	.357	16-32	.500	37	45	82	4.3	41	2	40	28	7	38	124	6.5
31	KIRBY, Maurice	20-1	321	16.1	44-84	.524	0-0	.000	16-29	.552	29	55	84	4.2	40	0	9	20	4	5	104	5.2
10	ROGERS, Nick	17-15	435	25.6	23-89	.258	8-36	.222	29-39	.744	5	23	28	1.6	34	0	59	38	1	9	83	4.9
32	GOSS, Elyjah	20-0	267	13.4	27-67	.403	3-10	.300	16-19	.842	26	41	67	3.4	28	0	8	14	8	8	73	3.7
35	THOMAS, Noah	2-0	8	4.0	1-1	1.000	0-0	.000	2-2	1.000	1	3	4	2.0	3	0	0	0	1	0	4	2.0
12	HUDSON, Chad	7-0	25	3.6	2-6	.333	0-3	.000	5-7	.714	0	1	1	0.1	7	0	2	2	0	0	9	1.3
40	BORGMAN, Evan	7-0	23	3.3	2-5	.400	0-1	.000	4-6	.667	2	3	5	0.7	2	0	0	3	0	0	8	1.1
Team											37	30	67		1		6					
Total.....		20	4000		498-1170	.426	147-429	.343	223-344	.648	239	417	656	32.8	367	6	269	289	67	145	1366	68.3
Opponents.....		20	4000		513-1063	.483	147-399	.368	292-392	.745	188	498	686	34.3	339	4	277	315	75	144	1465	73.2

TEAM STATISTICS	IUPUI	OPP
SCORING	1366	1465
Points per game	68.3	73.2
Scoring margin	-4.9	-
FIELD GOALS-ATT	498-1170	513-1063
Field goal pct	.426	.483
3 POINT FG-ATT	147-429	147-399
3-point FG pct	.343	.368
3-pt FG made per game	7.4	7.4
FREE THROWS-ATT	223-344	292-392
Free throw pct	.648	.745
F-Throws made per game	11.2	14.6
REBOUNDS	656	686
Rebounds per game	32.8	34.3
Rebounding margin	-1.5	-
ASSISTS	269	277
Assists per game	13.5	13.9
TURNOVERS	289	315
Turnovers per game	14.5	15.8
Turnover margin	+1.3	-
Assist/turnover ratio	0.9	0.9
STEALS	145	144
Steals per game	7.3	7.2
BLOCKS	67	75
Blocks per game	3.4	3.8
ATTENDANCE	7062	45811
Home games-Avg/Game	8-883	12-3818
Neutral site-Avg/Game	-	0-0

Date	Opponent		Score	Att.
11/11/17	at Bradley	L	53-68	4936
11/13/17	ANDERSON	W	75-43	1175
11/17/17	at Eastern Illinois	L	79-80	769
11/21/17	MOREHEAD STATE	W	67-61	1012
11/28/17	at Western Illinois	L	77-90	589
12/02/17	at Ball State	L	64-83	3505
12/06/17	SIUE	L	81-82	809
12/10/17	at Purdue	L	61-86	13641
12/16/17	at Washington State	L	59-72	2240
12/18/17	at Gonzaga	L	71-101	6000
12/22/17	IU KOKOMO	W	87-76	615
* 12/28/17	at Northern Kentucky	L	59-77	4203
* 12/30/17	at Wright State	L	52-60	3649
* 01/02/18	at Green Bay	W	67-63	1932
* 01/04/18	UIC	L	65-70	815
* 01/10/18	MILWAUKEE	W	72-71	1002
* 01/12/18	GREEN BAY	W	67-61	827
* 01/16/18	DETROIT MERCY	W	81-66	807
* 01/18/18	at Cleveland State	L	67-70	1125
* 01/20/18	at Youngstown State	L	62-85	3222

* = Horizon League game

Score by Periods	1st	2nd	Totals
IUPUI	636	730	1366
Opponents	692	773	1465

2017-2018 IUPUI HORIZON LEAGUE ONLY STATISTICS

THE STAT CREW SYSTEM IUPUI Combined Team Statistics (as of Jan 22, 2018) Conference games only



RECORD:	OVERALL	HOME	AWAY	NEUTRAL
ALL GAMES	4-5	3-1	1-4	0-0
CONFERENCE	4-5	3-1	1-4	0-0
NON-CONFERENCE	0-0	0-0	0-0	0-0

#	Player	gp-gs	min	avg	Total		3-Point		F-Throw		Rebounds				pf	dq	a	to	blk	stl	pts	avg
					fg-fga	fg%	3fg-fga	3fg%	ft-fa	ft%	off	def	tot	avg								
45	BRENNAN, Aaron	9-9	264	29.3	46-94	.489	14-32	.438	20-27	.741	11	34	45	5.0	19	0	20	20	5	7	126	14.0
25	PATTERSON, Ron	9-9	241	26.8	34-83	.410	17-48	.354	6-9	.667	4	25	29	3.2	18	1	13	15	8	12	91	10.1
01	HENDERSON, T.J.	9-0	175	19.4	27-72	.375	14-36	.389	9-11	.818	3	13	16	1.8	18	0	10	22	0	10	77	8.6
24	HALL, Evan	9-9	203	22.6	26-62	.419	0-0	.000	12-36	.333	28	30	58	6.4	29	1	5	16	9	10	64	7.1
22	McCALL, D.J.	9-9	250	27.8	24-45	.533	6-15	.400	9-17	.529	14	25	39	4.3	18	0	23	11	5	19	63	7.0
00	MINNETT, Jaylen	9-0	171	19.0	20-48	.417	16-38	.421	3-5	.600	2	6	8	0.9	11	0	9	17	0	4	59	6.6
10	ROGERS, Nick	9-9	252	28.0	13-52	.250	4-20	.200	27-34	.794	3	16	19	2.1	15	0	33	21	0	5	57	6.3
31	KIRBY, Maurice	9-0	137	15.2	17-32	.531	0-0	.000	6-14	.429	10	19	29	3.2	19	0	2	8	3	0	40	4.4
32	GOSS, Elyjah	9-0	103	11.4	5-20	.250	0-1	.000	3-4	.750	10	10	20	2.2	10	0	1	6	5	3	13	1.4
12	HUDSON, Chad	2-0	2	1.0	1-2	.500	0-1	.000	0-0	.000	0	0	0	0.0	0	0	0	0	0	0	2	1.0
40	BORGMAN, Evan	2-0	2	1.0	0-1	.000	0-0	.000	0-2	.000	1	0	1	0.5	0	0	0	0	0	0	0	0.0
Team											21	14	35					4				
Total.....		9	1800		213-511	.417	71-191	.372	95-159	.597	107	192	299	33.2	157	2	116	140	35	70	592	65.8
Opponents.....		9	1800		222-482	.461	53-166	.319	126-162	.778	86	224	310	34.4	154	1	115	146	31	75	623	69.2

TEAM STATISTICS	IUPUI	OPP
SCORING	592	623
Points per game	65.8	69.2
Scoring margin	-3.4	-
FIELD GOALS-ATT	213-511	222-482
Field goal pct	.417	.461
3 POINT FG-ATT	71-191	53-166
3-point FG pct	.372	.319
3-pt FG made per game	7.9	5.9
FREE THROWS-ATT	95-159	126-162
Free throw pct	.597	.778
F-Throws made per game	10.6	14.0
REBOUNDS	299	310
Rebounds per game	33.2	34.4
Rebounding margin	-1.2	-
ASSISTS	116	115
Assists per game	12.9	12.8
TURNOVERS	140	146
Turnovers per game	15.6	16.2
Turnover margin	+0.7	-
Assist/turnover ratio	0.8	0.8
STEALS	70	75
Steals per game	7.8	8.3
BLOCKS	35	31
Blocks per game	3.9	3.4
ATTENDANCE	3451	14131
Home games-Avg/Game	4-863	5-2826
Neutral site-Avg/Game	-	0-0

Date	Opponent		Score	Att.
* 12/28/17	at Northern Kentucky	L	59-77	4203
* 12/30/17	at Wright State	L	52-60	3649
* 01/02/18	at Green Bay	W	67-63	1932
* 01/04/18	UIC	L	65-70	815
* 01/10/18	MILWAUKEE	W	72-71	1002
* 01/12/18	GREEN BAY	W	67-61	827
* 01/16/18	DETROIT MERCY	W	81-66	807
* 01/18/18	at Cleveland State	L	67-70	1125
* 01/20/18	at Youngstown State	L	62-85	3222

* = Horizon League game

Score by Periods	1st	2nd	Totals
IUPUI	288	304	592
Opponents	290	333	623

2017-2018 STATISTICAL SPLITS

Wins (7 total)

#	Player	gp-gs	min	avg	Total		3-Point		F-Throw		Rebounds				pf	dq	a	to	blk	stl	pts	avg
					fg-fga	fg%	3fg-fga	3fg%	ft-fa	ft%	off	def	tot	avg								
45	BRENNAN, Aaron	7-7	195	27.9	38-76	.500	10-25	.400	18-25	.720	11	32	43	6.1	16	0	19	18	4	6	104	14.9
25	PATTERSON, Ron	7-7	200	28.6	28-60	.467	15-41	.366	10-11	.909	3	21	24	3.4	18	1	17	12	6	10	81	11.6
01	HENDERSON, T.J.	7-2	157	22.4	27-51	.529	12-26	.462	11-14	.786	4	18	22	3.1	11	0	11	16	3	5	77	11.0
00	MINNETT, Jaylen	7-1	145	20.7	18-42	.429	12-29	.414	3-4	.750	2	6	8	1.1	10	0	10	10	1	3	51	7.3
24	HALL, Evan	6-6	135	22.5	18-44	.409	0-0	.000	7-27	.259	18	23	41	6.8	19	1	3	13	8	7	43	7.2
22	McCALL, D.J.	7-6	183	26.1	19-34	.559	5-9	.556	6-15	.400	8	18	26	3.7	14	0	19	12	5	16	49	7.0
10	ROGERS, Nick	6-5	153	25.5	9-37	.243	2-11	.182	14-19	.737	2	11	13	2.2	13	0	22	10	0	3	34	5.7
31	KIRBY, Maurice	7-1	110	15.7	16-31	.516	0-0	.000	5-9	.556	9	25	34	4.9	15	0	2	6	3	2	37	5.3
35	THOMAS, Noah	1-0	6	6.0	1-1	1.000	0-0	.000	2-2	1.000	1	3	4	4.0	3	0	0	0	1	0	4	4.0
32	GOSS, Elyjah	7-0	89	12.7	8-18	.444	0-0	.000	9-12	.750	10	19	29	4.1	12	0	2	3	5	0	25	3.6
40	BORGMAN, Evan	2-0	14	7.0	2-4	.500	0-1	.000	2-2	1.000	1	2	3	1.5	2	0	0	3	0	0	6	3.0
12	HUDSON, Chad	2-0	13	6.5	0-1	.000	0-1	.000	5-6	.833	0	0	0	0.0	2	0	1	2	0	0	5	2.5
Team											12	12	24				2					
Total.....		7	1400		184-399	.461	56-143	.392	92-146	.630	81	190	271	38.7	135	2	106	107	36	52	516	73.7
Opponents.....		7	1400		152-384	.396	42-148	.284	95-139	.683	68	167	235	33.6	134	1	70	112	23	50	441	63.0

Losses (13 total)

#	Player	gp-gs	min	avg	Total		3-Point		F-Throw		Rebounds				pf	dq	a	to	blk	stl	pts	avg
					fg-fga	fg%	3fg-fga	3fg%	ft-fa	ft%	off	def	tot	avg								
45	BRENNAN, Aaron	13-13	351	27.0	60-136	.441	12-43	.279	20-25	.800	15	28	43	3.3	32	2	19	19	9	12	152	11.7
25	PATTERSON, Ron	13-12	359	27.6	52-132	.394	29-80	.363	5-8	.625	7	29	36	2.8	23	0	21	17	7	15	138	10.6
01	HENDERSON, T.J.	13-3	319	24.5	37-106	.349	15-54	.278	36-45	.800	10	18	28	2.2	23	0	28	32	0	14	125	9.6
24	HALL, Evan	13-13	271	20.8	44-95	.463	0-0	.000	12-36	.333	24	32	56	4.3	38	0	8	21	8	5	100	7.7
00	MINNETT, Jaylen	13-3	282	21.7	28-72	.389	21-53	.396	13-15	.867	8	9	17	1.3	21	0	15	20	0	8	90	6.9
22	McCALL, D.J.	12-11	324	27.0	30-70	.429	5-19	.263	10-17	.588	29	27	56	4.7	27	2	21	16	2	22	75	6.3
31	KIRBY, Maurice	13-0	211	16.2	28-53	.528	0-0	.000	11-20	.550	20	30	50	3.8	25	0	7	14	1	3	67	5.2
10	ROGERS, Nick	11-10	282	25.6	14-52	.269	6-25	.240	15-20	.750	3	12	15	1.4	21	0	37	28	1	6	49	4.5
32	GOSS, Elyjah	13-0	178	13.7	19-49	.388	3-10	.300	7-7	1.000	16	22	38	2.9	16	0	6	11	3	8	48	3.7
12	HUDSON, Chad	5-0	12	2.4	2-5	.400	0-2	.000	0-1	.000	0	1	1	0.2	5	0	1	0	0	0	4	0.8
40	BORGMAN, Evan	5-0	9	1.8	0-1	.000	0-0	.000	2-4	.500	1	1	2	0.4	0	0	0	0	0	0	2	0.4
35	THOMAS, Noah	1-0	2	2.0	0-0	.000	0-0	.000	0-0	.000	0	0	0	0.0	0	0	0	0	0	0	0	0.0
Team											25	18	43		1		4					
Total.....		13	2600		314-771	.407	91-286	.318	131-198	.662	158	227	385	29.6	232	4	163	182	31	93	850	65.4
Opponents.....		13	2600		361-679	.532	105-251	.418	197-253	.779	120	331	451	34.7	205	3	207	203	52	94	1024	78.8

Home (6-2)

#	Player	gp-gs	min	avg	Total		3-Point		F-Throw		Rebounds				pf	dq	a	to	blk	stl	pts	avg
					fg-fga	fg%	3fg-fga	3fg%	ft-fa	ft%	off	def	tot	avg								
45	BRENNAN, Aaron	8-8	236	29.5	49-99	.495	13-33	.394	25-33	.758	14	37	51	6.4	18	0	22	18	8	9	136	17.0
25	PATTERSON, Ron	8-8	233	29.1	33-76	.434	17-51	.333	10-11	.909	5	18	23	2.9	18	0	18	13	11	11	93	11.6
01	HENDERSON, T.J.	8-2	188	23.5	27-63	.429	11-34	.324	17-22	.773	5	18	23	2.9	12	0	15	16	3	8	82	10.3
24	HALL, Evan	7-7	162	23.1	24-54	.444	0-0	.000	7-30	.233	17	25	42	6.0	24	1	4	10	8	8	55	7.9
22	McCALL, D.J.	8-7	213	26.6	22-39	.564	5-8	.625	5-14	.357	11	18	29	3.6	19	1	20	13	6	17	54	6.8
00	MINNETT, Jaylen	8-1	148	18.5	18-37	.486	11-27	.407	4-5	.800	2	5	7	0.9	13	0	11	12	1	2	51	6.4
31	KIRBY, Maurice	8-1	120	15.0	20-34	.588	0-0	.000	5-11	.455	9	28	37	4.6	16	0	4	9	3	2	45	5.6
10	ROGERS, Nick	7-6	181	25.9	8-32	.250	2-12	.167	19-25	.760	2	11	13	1.9	16	0	30	12	0	3	37	5.3
35	THOMAS, Noah	1-0	6	6.0	1-1	1.000	0-0	.000	2-2	1.000	1	3	4	4.0	3	0	0	0	1	0	4	4.0
32	GOSS, Elyjah	8-0	86	10.8	9-19	.474	0-0	.000	9-12	.750	10	18	28	3.5	14	0	2	2	5	1	27	3.4
40	BORGMAN, Evan	2-0	14	7.0	2-4	.500	0-1	.000	2-2	1.000	1	2	3	1.5	2	0	0	3	0	0	6	3.0
12	HUDSON, Chad	2-0	13	6.5	0-1	.000	0-1	.000	5-6	.833	0	0	0	0.0	2	0	1	2	0	0	5	2.5
Team											18	13	31				4					
Total.....		8	1600		213-459	.464	59-167	.353	110-173	.636	95	196	291	36.4	157	2	127	114	46	61	595	74.4
Opponents.....		8	1600		182-428	.425	54-156	.346	112-165	.679	80	185	265	33.1	160	2	82	130	30	48	530	66.2

Road (1-11)

Road (1-11)		Total					3-Point		F-Throw		Rebounds												
#	Player	gp-gs	min	avg	fg-fga	fg%	3fg-fga	3fg%	ft-fa	ft%	off	def	tot	avg	pf	dq	a	to	blk	stl	pts	avg	
25	PATTERSON, Ron	12-11	326	27.2	47-116	.405	27-70	.386	5-8	.625	5	32	37	3.1	23	1	20	16	2	14	126	10.5	
01	HENDERSON, T.J.	12-3	288	24.0	37-94	.394	16-46	.348	30-37	.811	9	18	27	2.3	22	0	24	32	0	11	120	10.0	
45	BRENNAN, Aaron	12-12	310	25.8	49-113	.434	9-35	.257	13-17	.765	12	23	35	2.9	30	2	16	19	5	9	120	10.0	
00	MINNETT, Jaylen	12-3	279	23.3	28-77	.364	22-55	.400	12-14	.857	8	10	18	1.5	18	0	14	18	0	9	90	7.5	
24	HALL, Evan	12-12	244	20.3	38-85	.447	0-0	.000	12-33	.364	25	30	55	4.6	33	0	7	24	8	4	88	7.3	
22	McCALL, D.J.	11-10	294	26.7	27-65	.415	5-20	.250	11-18	.611	26	27	53	4.8	22	1	20	15	1	21	70	6.4	
31	KIRBY, Maurice	12-0	201	16.8	24-50	.480	0-0	.000	11-18	.611	20	27	47	3.9	24	0	5	11	1	3	59	4.9	
10	ROGERS, Nick	10-9	254	25.4	15-57	.263	6-24	.250	10-14	.714	3	12	15	1.5	18	0	29	26	1	6	46	4.6	
32	GOSS, Elyjah	12-0	181	15.1	18-48	.375	3-10	.300	7-7	1.000	16	23	39	3.3	14	0	6	12	3	7	46	3.8	
12	HUDSON, Chad	5-0	12	2.4	2-5	.400	0-2	.000	0-1	.000	0	1	1	0.2	5	0	1	0	0	0	4	0.8	
40	BORGMAN, Evan	5-0	9	1.8	0-1	.000	0-0	.000	2-4	.500	1	1	2	0.4	0	0	0	0	0	0	2	0.4	
35	THOMAS, Noah	1-0	2	2.0	0-0	.000	0-0	.000	0-0	.000	0	0	0	0.0	0	0	0	0	0	0	0	0.0	
Team											19	17	36		1	2							
Total.....		12	2400		285-711	.401	88-262	.336	113-171	.661	144	221	365	30.4	210	4	142	175	21	84	771	64.2	
Opponents.....		12	2400		331-635	.521	93-243	.383	180-227	.793	108	313	421	35.1	179	2	195	185	45	96	935	77.9	

2017-2018 INDIVIDUAL SUPERLATIVES

	IUPUI	Opponent
Points	25 - three times	27 - four times
Field Goals Made	12 - Aaron Brennan at E. Illinois (11/17/17)	11 - twice
Field Goals Attempted	20 - D.J. McCall at W. Illinois (11/28/17)	18 - Cameron Morse at Y'town St. (1/20/18)
Highest FG Pct. (min. 5 made)	.750 (6-8) - Aaron Brennan at Y'town St. (1/20/18)	1.000 (5-5) - Trey Moses at Ball State (12/2/17)
3-Pt Field Goals Made	5 - Ron Patterson at Washington St. (12/16/17)	7 - Terrell Lewis at E. Illinois (11/17/17)
3-Pt Field Goals Attempted	13 - Ron Patterson at Washington St. (12/16/17)	9 - three times
3-Pt FG Pct. (min. 3 made)	1.000 (3-3) - twice	1.000 (3-3) - David McFarland vs. SIUE (12/6/17)
Free Throws Made	8 - T.J. Henderson vs. Morehead State (11/21/17)	10 - Killian Tillie at Gonzaga (12/18/17)
Free Throws Attempted	10 - T.J. Henderson vs. Morehead State (11/21/17)	13 - Jajuan Starks at E. Illinois (11/17/17)
Free Throw Pct. (min. 5 made)	1.000 (8-8) - Nick Rogers vs. UDM (1/16/18)	1.000 (10-10) - Killian Tillie at Gonzaga (12/18/17)
Offensive Rebounds	7 - twice	5 - twice
Defensive Rebounds	8 - twice	13 - twice
Total Rebounds	12 - Elijah Goss vs. Anderson (11/13/17)	14 - Johnathan Williams at Gonzaga (12/18/17)
Assists	6 - four times	9 - Eddie Miles vs. IU Kokomo (12/22/17)
Turnovers	5 - three	8 - Justin Mitchell at Wright State (12/30/17)
Blocked Shots	3 - three times	5 - Brandon Gilbeck at W. Illinois (11/28/17)
Steals	4 - three times	4 - twice
Minutes Played (regulation game)	38 - twice	40 - twice
Minutes Played (OT game)		

2017-2018 COMPARISON STATISTICS

Opponent	1st	2nd	Score	Mar	Total FG	FG Pct	3-Pointers	3FG Pct	Free Throws	FT Pct	Rebounds	Assist	T/Over	Block	Steal	Fouls
Bradley	19/28	34/40	53-68	(15)	15-53/25-56	.283/.446	6-20/12-21	.300/.571	17-20/6-12	.850/.500	35/39 (4)	8/20	12/14	1/3	6/4	17/20
ANDERSON	41/21	34/22	75-43	+32	29-56/13-51	.518/.255	6-18/4-24	.333/.167	11-14/13-24	.786/.542	41/32 +9	17/6	19/23	9/4	9/8	21/17
Eastern Illinois	41/38	38/42	79-80	(1)	34-57/24-47	.596/.511	8-17/9-20	.471/.450	3-7/23-31	.429/.742	29/26 +3	19/12	15/10	0/1	5/8	20/13
MOREHEAD STATE	32/25	35/36	67-61	+6	20-45/22-51	.444/.431	5-16/5-20	.313/.250	22-32/12-18	.688/.667	31/31 -	13/7	14/18	2/4	5/4	22/25
Western Illinois	24/48	53/42	77-90	(13)	29-73/29-48	.397/.604	9-30/10-17	.300/.588	10-18/22-26	.556/.846	34/37 (3)	14/14	10/17	2/8	8/3	21/14
Ball State	23/41	41/42	64-83	(19)	22-58/31-58	.379/.534	7-21/10-28	.333/.357	13-15/11-17	.867/.647	30/36 (6)	11/19	18/15	1/4	10/7	18/15
SIUE	41/42	40/40	81-82	(1)	30-60/27-47	.500/.574	6-23/11-16	.261/.688	15-26/17-25	.577/.680	31/30 +1	21/13	10/16	9/4	8/3	20/25
Purdue	31/40	30/46	61-86	(25)	23-54/31-57	.426/.544	7-21/8-26	.333/.308	8-11/16-17	.727/.941	26/30 (4)	10/20	18/13	1/3	7/11	18/11
Washington State	30/36	29/36	59-72	(13)	24-71/28-51	.338/.549	10-31/8-20	.323/.400	1-2/8-9	.500/.889	33/37 (4)	11/20	9/14	3/8	6/6	12/8
Gonzaga	31/47	40/54	71-101	(30)	25-64/34-50	.391/.680	5-22/8-18	.227/.444	16-21/25-29	.762/.862	24/38 (14)	9/16	10/17	0/2	4/7	23/20
IU KOKOMO	35/36	52/40	87-76	+11	34-68/27-65	.500/.415	7-19/9-23	.368/.391	12-19/13-22	.632/.591	43/40 +3	20/15	14/12	4/3	7/8	18/17
Northern Kentucky	22/31	37/46	59-77	(18)	21-62/31-54	.339/.574	8-21/6-15	.381/.400	9-13/9-12	.692/.750	31/38 (7)	10/18	12/13	3/7	7/8	16/15
Wright State	19/26	33/34	52-60	(8)	18-51/22-51	.353/.431	7-23/6-19	.304/.316	9-15/10-13	.600/.769	29/38 (9)	9/13	17/20	2/1	5/10	15/13
Green Bay	33/33	34/30	67-63	+4	25-60/18-46	.417/.391	7-18/1-17	.389/.059	10-21/26-33	.476/.788	43/31 +12	13/13	17/15	4/2	8/12	26/21
UIC	41/34	24/36	65-70	(5)	24-60/21-43	.400/.488	4-19/2-9	.211/.222	13-22/26-34	.591/.765	32/31 +1	13/12	14/17	5/5	9/7	28/22
MILWAUKEE	32/36	40/35	72-71	+1	25-55/27-53	.455/.509	14-25/8-19	.560/.421	8-12/9-13	.667/.692	28/34 (6)	15/10	10/14	6/2	8/3	15/12
GREEN BAY	35/24	32/37	67-61	+6	23-61/22-61	.377/.361	6-24/4-16	.250/.250	15-24/13-17	.625/.765	46/38 +8	11/8	17/14	5/5	7/8	19/23
DETROIT MERCY	45/26	36/40	81-66	+15	28-54/23-57	.519/.404	11-23/11-29	.478/.379	14-24/9-12	.583/.750	39/29 +10	17/11	16/16	6/3	8/7	14/19
Cleveland State	26/32	41/38	67-70	(3)	25-58/25-53	.431/.472	6-23/5-18	.261/.278	11-13/15-18	.846/.833	32/32 -	15/16	21/22	1/1	10/13	14/15
Youngstown State	35/48	27/37	62-85	(23)	24-50/33-64	.480/.516	8-15/10-24	.533/.417	6-15/9-10	.400/.900	19/39 (20)	13/14	16/15	3/5	8/7	10/14

2017-2018 GAME-BY-GAME LEADERS / STARTING FIVES

Opponent	Starting 5	Points	Rebounds	Assists	Blocks	Steals
Carroll University #	Minnett-Henderson-Patterson-Hall-Brennan	Brennan (15)	Kirby (9)	Henderson (4)	Kirby (3)	Henderson (6)
at Bradley	Minnett-Henderson-Patterson-Hall-Brennan	Patterson (16)	Hall (7)	Henderson (3)	Hall (1)	Henderson (2)
Anderson	Minnett-Henderson-Patterson-Kirby-Brennan	Brennan (18)	Goss (12)	McCall (4)	Goss (3)	Henderson (3)
at Eastern Illinois	Minnett-Henderson-Patterson-Hall-Brennan	Brennan (25)	Brennan (7)	Patterson (6)	---	Patterson (2)
Morehead State	Henderson-McCall-Patterson-Hall-Brennan	Brennan (15)	Brennan (7)	2 tied w/ (3)	2 tied w/ (1)	McCall (2)
at Western Illinois	Henderson-McCall-Patterson-Hall-Brennan	McCall (25)	McCall (8)	Rogers (4)	w tied w/ (1)	2 tied w/ (2)
at Ball State	Minnett-Rogers-McCall-Hall-Brennan	Patterson (14)	Kirby (7)	3 tied w/ (2)	Rogers (1)	2 tied w/ (3)
SIUE	Henderson-Rogers-Patterson-Hall-Brennan	Brennan (25)	McCall (9)	Rogers (5)	2 tied w/ (3)	McCall (4)
at Purdue	Rogers-McCall-Patterson-Hall-Brennan	Kirby (16)	Goss (6)	Minnett (2)	Hall (1)	McCall (4)
at Washington St.	Rogers-McCall-Patterson-Hall-Brennan	Patterson (19)	Patterson (6)	2 tied w/ (3)	Brennan (2)	McCall (2)
at Gonzaga	Rogers-McCall-Patterson-Hall-Brennan	Henderson (18)	Kirby (5)	Rogers (5)	---	Patterson (2)
IU Kokomo	Rogers-McCall-Patterson-Hall-Brennan	Henderson (19)	Henderson (8)	Patterson (5)	4 tied w/ (1)	McCall (3)
at Northern Ky.	Rogers-McCall-Patterson-Hall-Brennan	McCall (11)	McCall (7)	Rogers (3)	Goss (2)	McCall (2)
at Wright State	Rogers-McCall-Patterson-Hall-Brennan	Minnett (11)	Hall (6)	3 tied w/ (2)	2 tied w/ (1)	Goss (2)
at Green Bay	Rogers-McCall-Patterson-Hall-Brennan	Henderson (13)	Hall (10)	3 tied w/ (3)	Hall (2)	McCall (4)
UIC	Rogers-McCall-Patterson-Hall-Brennan	Brennan (18)	Hall (7)	Rogers (6)	2 tied w/ (2)	Henderson (3)
Milwaukee	Rogers-McCall-Patterson-Hall-Brennan	Brennan (22)	Hall (9)	Rogers (5)	Hall (2)	Hall (3)
Green Bay	Rogers-McCall-Patterson-Hall-Brennan	Patterson (16)	Brennan (11)	McCall (4)	Patterson (2)	2 tied w/ (3)
Detroit Mercy	Rogers-McCall-Patterson-Hall-Brennan	Brennan (15)	2 tied w/ (7)	Rogers (6)	2 tied w/ (2)	3 tied w/ (2)
at Cleveland State	Rogers-McCall-Patterson-Hall-Brennan	Brennan (17)	McCall (7)	McCall (6)	Kirby (1)	McCall (3)
at Y'town State	Rogers-McCall-Patterson-Hall-Brennan	Brennan (14)	Patterson (5)	McCall (4)	Hall (2)	2 tied w/ (2)
at UIC						
at Detroit Mercy						
at Oakland						
Cleveland State						
Y'town State						
at Milwaukee						
Oakland						
Wright State						
Northern Ky.						
HL 1st Rd.						
HL 2nd Rd.						
HL 3rd Rd.						
HL Semis						
HL Finals						

2017-2018 POINTS-REBOUNDS-ASSISTS

Opponent	Date	Score		00 MINNETT,JA	01 HENDERSON,	10 ROGERS,NIC	12 HUDSON,CHA	22 MCCALL,DJ	24 HALL,EVAN	25 PATTERSON,
at Bradley	11/11/17	53-68	L	5-2-1	10-3-3	DNP	0-1-0	DNP	11-7-1	16-2-1
ANDERSON	11/13/17	75-43	w	5-0-2	10-2-3	DNP	3-0-1	3-2-4	DNP	9-3-3
at Eastern Illinois	11/17/17	79-80	L	8-1-1	10-3-5	DNP	DNP	0-5-0	13-5-2	19-4-6
MOREHEAD STATE	11/21/17	67-61	w	11-0-2	11-5-3	0-2-2	DNP	8-4-3	6-1-0	10-1-1
at Western Illinois	11/28/17	77-90	L	12-4-2	7-2-2	4-0-4	DNP	25-8-1	4-6-0	5-2-2
at Ball State	12/02/17	64-83	L	8-0-1	11-1-2	5-1-2	DNP	0-6-2	4-3-0	14-3-1
SIUE	12/06/17	81-82	L	3-1-1	10-3-4	7-0-5	DNP	8-9-2	12-4-1	8-2-3
at Purdue	12/10/17	61-86	L	12-3-2	10-1-1	6-1-1	2-0-1	4-2-1	0-1-1	3-2-1
at Washington State	12/16/17	59-72	L	5-4-1	9-2-3	2-5-3	DNP	3-1-2	4-4-0	19-6-1
at Gonzaga	12/18/17	71-101	L	5-0-1	18-4-1	0-0-5	0-0-0	4-4-0	12-4-0	9-1-1
IU KOKOMO	12/22/17	87-76	w	8-2-2	19-8-2	2-0-4	2-0-0	6-2-2	13-4-1	16-5-5
at Northern Kentucky	12/28/17	59-77	L	3-0-2	7-4-1	5-1-3	2-0-0	11-7-1	9-2-0	9-2-1
at Wright State	12/30/17	52-60	L	11-1-2	6-1-1	6-1-2	DNP	5-3-0	3-6-1	10-2-1
at Green Bay	01/02/18	67-63	w	9-2-0	13-3-1	11-4-3	DNP	5-9-3	10-10-1	4-5-3
UIC	01/04/18	65-70	L	6-0-0	8-1-1	7-4-6	DNP	2-3-2	10-7-1	8-2-1
MILWAUKEE	01/10/18	72-71	w	6-0-3	5-1-0	9-2-5	DNP	9-1-2	4-9-1	12-2-1
GREEN BAY	01/12/18	67-61	w	4-1-1	8-1-0	4-4-2	DNP	5-5-4	6-10-0	16-5-1
DETROIT MERCY	01/16/18	81-66	w	8-3-0	11-2-2	8-1-6	DNP	13-3-1	4-7-0	14-3-3
at Cleveland State	1/18/18	67-70	L	4-1-0	8-2-2	6-2-4	DNP	7-7-6	11-4-1	9-3-1
at Youngstown State	01/20/18	62-85	L	8-0-1	11-1-2	1-0-2	0-0-0	6-1-4	7-3-0	9-5-1

Opponent	Date	Score		31 KIRBY,MAUR	32 GOSS,ELYJA	40 BORGMAN,EV	45 BRENNAN,AA
at Bradley	11/11/17	53-68	L	1-5-0	2-6-0	2-1-0	6-2-2
ANDERSON	11/13/17	75-43	w	9-9-1	8-12-0	6-3-0	18-6-3
at Eastern Illinois	11/17/17	79-80	L	0-4-2	4-0-1	DNP	25-7-2
MOREHEAD STATE	11/21/17	67-61	w	2-2-0	4-4-0	DNP	15-7-2
at Western Illinois	11/28/17	77-90	L	2-3-1	10-1-1	DNP	8-6-1
at Ball State	12/02/17	64-83	L	8-7-1	7-6-1	DNP	7-1-1
SIUE	12/06/17	81-82	L	6-4-1	2-1-0	DNP	25-5-4
at Purdue	12/10/17	61-86	L	16-4-1	2-6-1	0-0-0	6-2-0
at Washington State	12/16/17	59-72	L	2-5-0	9-2-0	DNP	6-0-1
at Gonzaga	12/18/17	71-101	L	11-5-0	6-4-1	0-0-0	6-0-0
IU KOKOMO	12/22/17	87-76	w	7-7-0	6-5-2	0-0-0	8-5-2
at Northern Kentucky	12/28/17	59-77	L	4-4-0	2-2-0	0-1-0	7-5-2
at Wright State	12/30/17	52-60	L	2-3-0	2-4-0	DNP	7-2-2
at Green Bay	01/02/18	67-63	w	4-2-0	0-3-0	DNP	11-3-2
UIC	01/04/18	65-70	L	6-1-1	0-1-0	DNP	18-6-1
MILWAUKEE	01/10/18	72-71	w	5-6-0	0-1-0	DNP	22-4-3
GREEN BAY	01/12/18	67-61	w	6-4-0	3-1-0	DNP	15-11-3
DETROIT MERCY	01/16/18	81-66	w	4-4-1	4-3-0	DNP	15-7-4
at Cleveland State	1/18/18	67-70	L	3-3-0	2-2-0	DNP	17-5-1
at Youngstown State	01/20/18	62-85	L	6-2-0	0-3-1	0-0-0	14-2-2

2017-2018 TEAM SUPERLATIVES

<i>IUPUI High</i>	<i>IUPUI Low</i>	<i>Statistical Category</i>	<i>Opponent High</i>	<i>Opponent Low</i>
87 vs. IUK (12/22)	52 at Wright St. (12/30)	Points	101 at Gonzaga (12/18)	43 vs. Anderson (11/13)
45 vs. UDM (1/16)	19 - twice	First Half Points	48 - twice	21 vs. Anderson (11/13)
53 at W. Illinois (11/28)	24 vs. UIC (1/4)	Second Half Points	54 at Gonzaga (12/18)	22 vs. Anderson (11/13)
34 - twice	15 at Bradley (11/11)	Field Goals	34 at Gonzaga (12/18)	13 vs. Anderson (11/13)
73 at W. Illinois (11/28)	45 vs. Morehead St. (11/21)	Field Goal Attempts	65 vs. IUK (12/22)	43 vs. UIC (1/4)
.596 at E. Illinois (11/17)	.283 at Bradley (11/11)	FG Percentage	.680 at Gonzaga (12/18)	.255 vs. Anderson (11/13)
14 vs. Milwaukee (1/10)	4 vs. UIC (1/4)	3-Point Field Goals	12 at Bradley (11/11)	1 at Green Bay (1/2)
31 at Washington St. (12/16)	15 at Y'town St. (1/25)	3-Point Field Goal Att.	29 vs. UDM (1/16)	9 vs. UIC (1/4)
.560 vs. Milwaukee (1/10)	.211 vs. UIC (1/4)	3-Point FG Percentage	.688 vs. SIUE (12/6)	.059 at Green Bay (1/2)
22 vs. Morehead St. (11/21)	1 at Washington St. (12/16)	Free Throws	26 - twice	6 at Bradley (11/11)
32 vs. Morehead St. (11/21)	2 at Washington St. (12/16)	Free Throw Attempts	34 vs. UIC (1/4)	9 at Washington St. (12/16)
.867 at Ball State (12/2)	.400 at Y'town St. (1/25)	Free Throw Percentage	.941 at Purdue (12/10)	.500 at Bradley (11/11)
18 at W. Illinois (11/28)	7 at Wright St. (12/30)	Offensive Rebounds	18 at Y'town St. (1/25)	5 - twice
32 vs. IUK (12/22)	11 at Y'town St. (1/25)	Defensive Rebounds	32 - twice	16 at E. Illinois (11/17)
46 vs. Green Bay (1/12)	19 at Y'town St. (1/25)	Total Rebounds	40 vs. IUK (12/22)	26 at E. Illinois (11/17)
28 vs. UIC (1/4)	10 at Y'town St. (1/25)	Fouls	25 - twice	8 at Washington St. (12/16)
21 vs. SIUE (12/6)	8 at Bradley (11/11)	Assists	20 - three times	6 vs. Anderson (11/13)
21 at Cleveland St. (1/18)	9 at Washington St. (12/16)	Turnovers	23 vs. Anderson (11/13)	10 at E. Illinois (11/17)
9 - twice	0 - twice	Blocked Shots	8 - twice	1 - three times
10 - twice	4 at Gonzaga (12/18)	Steals	13 at Cleveland St. (1/18)	3 - three times

HEAD COACH JASON GARDNER



Jason Gardner was named the eighth head coach in IUPUI men's basketball program's history on April 2, 2014. Gardner, the 1999 winner of the Indiana Mr. Basketball Award, spent a year on the University of Memphis bench and two seasons at Loyola prior to that.

In his first season on the Jaguars' bench, he guided IUPUI to 10 wins, more than tripling the program's Division I win total from a year prior. His hiring paid immediate dividends on the recruiting trail, as he immediately inked five Division I transfers, four of whom were former in-state standouts.

In year two, Gardner led the Jags to a 13-win season against one of the nation's stiffest schedules, including a 9-7 mark in league play and a finish in the top half of the league standings. He upped his program's win total to 14 in his third year while coaching the program's first Academic All-American (Matt O'Leary).

Gardner has shown he's a proven recruiter, inking talent, both through high school signees, transfers and graduate transfers.

While at Memphis, Gardner helped the Tigers to a 24-10 record as Shaq Goodwin and Joe Jackson earned All-Conference accolades. In addition, Memphis forward Austin Nichols was a unanimous selection to the American Athletics Conference All-Rookie Team after averaging 9.1 points and 4.2 boards per game. Gardner was a college teammate of current Memphis Head Coach Josh Pastner at Arizona.

Prior to coming to Memphis, Gardner was an assistant under Porter Moser at Loyola, helping the Ramblers to an eight-game improvement from 2011-12 to 2012-13. He coached Ben Averkamp to All-Horizon League accolades for two straight seasons, while Loyola point guard Cully Payne was a Bob Cousy Award nominee. He also helped recruit one of the top signing classes in the Horizon League prior to the 2012-13 season. Gardner's coaching career began in 2010 when he served as an assistant at nearby Cathedral High School.

Gardner's racked up numerous accolades during his prestigious high school, college and professional playing careers. He was a 1999 McDonald's and Parade All-American while at North Central High School, finishing his prep career with a school record 1,669 points. He was a two-time Gatorade Circle of Champions Indiana Player of the Year and was named the 1998-99 Indianapolis County Player of the Year by The Indianapolis Star and Indianapolis News. His senior season, he helped NCHS to the IHSAA 4A state championship and Tournament of Champions title while averaging 22.6 points, 4.7 rebounds, 4.0 assists and 3.0 steals per game.

The 5-foot-10 point guard was recruited to the University of Arizona by legendary Head Coach Lute Olsen, where he was a four-year All-American for the Wildcats. He was the 2002-03 Naismith National Player of the Year and Lowe's Senior CLASS award recipient. He was the 2000 consensus National Freshman of the Year and closed his career as one of four players in Pac-12 history with 1,500 points, 500 assists and 200 steals for a career. He helped lead Arizona to two Pac-12 regular season titles (2000, 2003) and four consecutive NCAA Tournament berths. The Wildcats made three Sweet Sixteens (2001, 2002, 2003), two Elite Eights (2001, 2003) and were the NCAA national runner-up in 2001. All total, Arizona won 107 games during Gardner's four seasons and he still holds school records for games started (135) and minutes played (4,825), while ranking third in school history with 1,984 career points. He also finished second in threes made (318) and fourth in assists (622). He earned his degree from the university in 2011 in disciplinary studies.

Gardner later played professionally overseas for more than eight years, primarily in Germany. In 2009, he was named MVP of German Basketball Bundesliga after helping Oldenburg to the league crown, averaging 13.7 points, 4.0 assists and 3.0 boards per game. He was a two-time Basketball Bundesliga All-Star, including starting the 2007 game.

Gardner is married to the former Jacquelyn Maxberry and the couple has four children, Jasper, Jason Jr., Jacob and Jackson.



THE GARDNER FILE

School: Arizona, '11

Seasons with IUPUI: fourth season

Career Record:..... 44-71 (4th year)

Coaching Experience:

..... 2014-pres., Head Coach, IUPUI

..... 2013-14, Assistant Coach, Memphis

..... 2011-13, Assistant Coach, Loyola (Ill.)

..... 2010-11, Assistant Coach, Cathedral H.S.



IUPUI PLAYER CAREER STATS

BRENNAN, Aaron

Season	gp-gs	min/avg	Total		3-Point		F-Throws		Rebounds										Scoring	
			fg-fga	pct	fg-fga	pct	ft-fita	pct	off	def	tot	avg	pf	fo	ast	to	blk	stl	pts	avg
2014-15	28-24	585/20.9	71-136	.522	3-8	.375	33-46	.717	36	52	88	3.1	72	1	27	44	7	21	178	6.4
2015-16	32-9	569/17.8	55-144	.382	1-9	.111	26-31	.839	37	78	115	3.6	68	0	33	31	11	12	137	4.3
2016-17	32-9	596/18.6	102-203	.502	27-57	.474	39-54	.722	27	85	112	3.5	76	4	26	30	10	16	270	8.4
2017-18	20-20	546/27.3	98-212	.462	22-68	.324	38-50	.760	26	60	86	4.3	48	2	38	37	13	18	256	12.8
TOTAL	112-62	2296/20.5	326-695	.469	53-142	.373	136-181	.751	126	275	401	3.6	264	7	124	142	41	67	841	7.5

HALL, Evan

Season	gp-gs	min/avg	Total		3-Point		F-Throws		Rebounds										Scoring	
			fg-fga	pct	fg-fga	pct	ft-fita	pct	off	def	tot	avg	pf	fo	ast	to	blk	stl	pts	avg
2015-16	23-11	383/16.7	50-97	.515	1-1	1.000	19-47	.404	41	50	91	4.0	67	4	14	17	7	10	120	5.2
2016-17	30-23	596/19.9	96-163	.589	0-0	.000	35-89	.393	73	83	156	5.2	83	1	14	40	24	16	227	7.6
2017-18	19-19	406/21.4	62-139	.446	0-0	.000	19-63	.302	42	55	97	5.1	57	1	11	34	16	12	143	7.5
TOTAL	72-53	1385/19.2	208-399	.521	1-1	1.000	73-199	.367	156	188	344	4.8	207	6	39	91	47	38	490	6.8

HENDERSON, T.J.

Season	gp-gs	min/avg	Total		3-Point		F-Throws		Rebounds										Scoring	
			fg-fga	pct	fg-fga	pct	ft-fita	pct	off	def	tot	avg	pf	fo	ast	to	blk	stl	pts	avg
2015-16	32-2	522/16.3	49-130	.377	22-64	.344	27-39	.692	5	48	53	1.7	48	1	35	44	2	30	147	4.6
2016-17	32-0	566/17.7	60-134	.448	30-75	.400	39-56	.696	10	40	50	1.6	58	1	52	38	5	32	189	5.9
2017-18	20-5	476/23.8	64-157	.408	27-80	.338	47-59	.797	14	36	50	2.5	34	0	39	48	3	19	202	10.1
TOTAL	84-7	1564/18.6	173-421	.411	79-219	.361	113-154	.734	29	124	153	1.8	140	2	126	130	10	81	538	6.4

HUDSON, Chad

Season	gp-gs	min/avg	Total		3-Point		F-Throws		Rebounds										Scoring	
			fg-fga	pct	fg-fga	pct	ft-fita	pct	off	def	tot	avg	pf	fo	ast	to	blk	stl	pts	avg
2016-17	10-0	23/2.3	1-4	.250	1-3	.333	1-4	.250	0	3	3	0.3	3	0	2	3	0	1	4	0.4
2017-18	7-0	25/3.6	2-6	.333	0-3	.000	5-7	.714	0	1	1	0.1	7	0	2	2	0	0	9	1.3
TOTAL	17-0	48/2.8	3-10	.300	1-6	.167	6-11	.545	0	4	4	0.2	10	0	4	5	0	1	13	0.8

McCALL, D.J.

Season	gp-gs	min/avg	Total		3-Point		F-Throws		Rebounds										Scoring	
			fg-fga	pct	fg-fga	pct	ft-fita	pct	off	def	tot	avg	pf	fo	ast	to	blk	stl	pts	avg
2014-15	31-15	664/21.4	52-124	.419	6-19	.316	39-61	.639	31	58	89	2.9	49	1	38	55	1	19	149	4.8
2016-17	32-22	678/21.2	51-120	.425	5-18	.278	45-77	.584	66	95	161	5.0	71	0	48	41	8	22	152	4.8
2017-18	19-17	507/26.7	49-104	.471	10-28	.357	16-32	.500	37	45	82	4.3	41	2	40	28	7	38	124	6.5
TOTAL	82-54	1849/22.5	152-348	.437	21-65	.323	100-170	.588	134	198	332	4.0	161	3	126	124	16	79	425	5.2

PATTERSON, Ron

Season	gp-gs	min/avg	Total		3-Point		F-Throws		Rebounds										Scoring	
			fg-fga	pct	fg-fga	pct	ft-fita	pct	off	def	tot	avg	pf	fo	ast	to	blk	stl	pts	avg
2016-17	32-10	757/23.7	107-242	.442	62-156	.397	21-30	.700	15	64	79	2.5	70	2	64	40	13	44	297	9.3
2017-18	20-19	559/28.0	80-192	.417	44-121	.364	15-19	.789	10	50	60	3.0	41	1	38	29	13	25	219	11.0
TOTAL	52-29	1316/25.3	187-434	.431	106-277	.383	36-49	.735	25	114	139	2.7	111	3	102	69	26	69	516	9.9

IUPUI PLAYER CAREER-HIGHS (bold means occurred in 2017-18 season)

	#0 JAYLEN MINNETT	#1 T.J. HENDERSON	#10 NICK ROGERS	#12 CHAD HUDSON	#22 D.J. McCALL	#24 EVAN HALL	#25 RON PATTERSON	#31 MAURICE KIRBY	#32 ELYJAH GOSS	#40 EVAN BORGMAN	#45 AARON BRENNAN
Points:	12 - 2x	19 (12/22/17)	11 (1/2/18)	3 - 2x	25 (11/28/17)	21 (1/11/17)	19 - 3x	16 (12/10/17)	10 (11/28/17)	6 (11/13/17)	25 - 2x
Rebounds:	4 - 2x	8 (12/22/17)	5 (12/16/17)	1 - 4x	13 (12/3/16)	11 - 2x	6 - 2x	9 (11/13/17)	12 (11/13/17)	3 (11/13/17)	11 - 2x
Assists:	3 (1/10/18)	6 (11/26/16)	6 - 2x	1 - 4x	7 (12/28/16)	4 (12/12/16)	6 - 2x	2 - 2x	2 (12/22/17)	---	4 - 4x
FG:	4 (11/28/17)	8 (12/22/17)	4 (1/2/18)	1 - 3x	9 (11/28/17)	9 (1/11/17)	8 (11/17/17)	8 (12/10/17)	4 - 2x	2 (11/13/17)	12 (11/17/17)
FGA:	12 (1/2/18)	12 - 4x	11 (1/2/18)	2 - 2x	20 (11/28/17)	13 (11/17/17)	16 (12/16/17)	12 (12/10/17)	8 (11/13/17)	3 (11/13/17)	17 - 2x
3FG:	3 - 3x	3 - 5x	2 - 2x	1 (12/12/16)	3 - 3x	1 (11/13/15)	5 - 3x	---	1 - 3x	---	4 (1/10/18)
3FGA:	8 (1/2/18)	8 (1/4/18)	5 (12/30/17)	2 (12/12/16)	7 (11/28/17)	1 (11/13/15)	13 (12/16/17)	---	2 - 3x	1 (11/13/17)	9 (1/10/18)
FT:	4 (12/10/17)	8 (11/21/17)	8 (1/16/18)	3 (11/13/17)	7 - 2x	8 (12/12/16)	4 (1/16/18)	5 (12/18/17)	4 - 2x	2 - 2x	6 - 3x
FTA:	4 (12/10/17)	10 (11/21/17)	8 - 1x	4 (11/13/17)	10 (12/29/14)	9 - 2x	6 (1/3/15)	6 (12/18/17)	6 (12/22/17)	2 - 3x	8 - 2x
Blocks:	1 (12/22/17)	2 - 2x	1 - 2x	---	2 (1/16/18)	3 - 3x	3 (12/6/17)	2 - 2x	3 (11/13/17)	---	3 - 2x
Steals:	3 (12/2/17)	4 - 2x	2 - 3x	1 (11/18/16)	4 - 3x	3 (1/10/18)	4 (11/22/16)	2 (12/10/17)	2 - 2x	---	3 - 3x
Minutes:	37 (11/11/17)	38 (11/17/17)	33 (1/4/18)	12 (11/13/17)	38 (2/19/15)	33 (1/18/17)	38 (11/17/17)	23 - 3x	23 (11/11/17)	13 (11/13/17)	35 (11/17/17)

LAST FOUR BOX SCORES

GAME #17 • IUPUI 67, GREEN BAY 61 (INDIANA FARMERS COLISEUM)

Green Bay 61 • 7-13, 2-5 HL

#	Player	Total		3-Ptr	FT-FTA	Rebounds			PF	TP	A TO Blk Stl				Min
		FG-FGA	FG-FGA			Off	Def	Tot			A	TO	Blk	Stl	
15	PATTERSON, Manny	f	5-7	0-0	4-5	5	3	8	4	14	1	0	1	2	19
42	JESPERSON, David	f	4-8	2-5	0-0	1	3	4	2	10	0	0	0	0	19
02	PIPES, PJ	g	2-6	0-1	1-2	0	2	2	3	5	1	2	0	0	23
03	SMALL, Khalil	g	3-12	0-2	1-2	2	4	6	1	7	1	3	0	0	33
22	COHEN III, Sandy	g	0-5	0-3	2-2	0	1	1	4	2	1	2	1	2	22
00	PARHAM, TJ		0-4	0-1	2-2	0	2	2	2	2	0	2	0	2	11
11	BAINS, Sukhjot		0-1	0-0	0-0	0	1	1	2	0	1	0	1	0	18
13	BELL, Trevian		2-5	1-1	0-0	0	1	1	1	5	0	1	1	0	15
21	HANKERSON, Kameron		6-12	1-3	3-4	0	6	6	2	16	3	3	1	2	29
34	CHEVALIER, Will		0-1	0-0	0-0	0	1	1	2	0	0	0	0	0	11
Team						3	3	6			1				
Totals			22-61	4-16	13-17	11	27	38	23	61	8	14	5	8	200
FG % 1st Half: 8-27		29.6%	2nd half: 14-34		41.2%	Game: 22-61		36.1%	Deadball						
3FG % 1st Half: 0-7		0.0%	2nd half: 4-9		44.4%	Game: 4-16		25.0%	Rebounds						
FT % 1st Half: 8-10		80.0%	2nd half: 5-7		71.4%	Game: 13-17		76.5%	3						

IUPUI 67 • 6-11, 3-3 HL

#	Player	Total		3-Ptr	FT-FTA	Rebounds			PF	TP	A TO Blk Stl				Min
		FG-FGA	FG-FGA			Off	Def	Tot			A	TO	Blk	Stl	
24	HALL, Evan	f	1-6	0-0	4-8	5	5	10	5	6	0	2	1	1	18
45	BRENNAN, Aaron	f	5-12	1-5	4-4	4	7	11	4	15	3	3	0	0	34
10	ROGERS, Nick	g	1-5	0-3	2-2	1	3	4	2	4	2	1	0	0	28
22	McCALL, D.J.	g	2-4	0-1	1-4	0	5	5	1	5	4	2	1	3	27
25	PATTERSON, Ron	g	6-12	3-8	1-1	1	4	5	2	16	1	1	2	3	29
00	MINNETT, Jaylen		2-4	0-2	0-1	0	1	1	0	4	1	3	0	0	15
01	HENDERSON, T.J.		3-12	2-5	0-0	0	1	1	3	8	0	3	0	0	23
31	KIRBY, Maurice		2-4	0-0	2-3	2	2	4	1	6	0	2	1	0	17
32	GOSS, Elyjah		1-2	0-0	1-1	1	0	1	1	3	0	0	0	0	9
Team						3	1	4							
Totals			23-61	6-24	15-24	17	29	46	19	67	11	17	5	7	200
FG % 1st Half: 12-31		38.7%	2nd half: 11-30		36.7%	Game: 23-61		37.7%	Deadball						
3FG % 1st Half: 4-13		30.8%	2nd half: 2-11		18.2%	Game: 6-24		25.0%	Rebounds						
FT % 1st Half: 7-10		70.0%	2nd half: 8-14		57.1%	Game: 15-24		62.5%	3						

Officials: Bo Boroski (R), Todd Von Sossan, Marcus Gossard
Technical fouls: Green Bay-None. IUPUI-None.
Attendance: 827

Score by periods	1st	2nd	Total
Green Bay	24	37	61
IUPUI	35	32	67

	In	Off	2nd	Fast	Bench
Points	Paint	T/O	Chance	Break	
GB	30	19	17	6	23
IUPUI	26	7	15	4	21

Last FG - GB 2nd-00:12, IUPUI 2nd-03:10.
Largest lead - GB by 2 1st-13:15, IUPUI by 16 2nd-05:54.
GB led for 01:15. IUPUI led for 35:17. Game was tied for 03:28.

Score tied - 2 times.
Lead changed - 2 times.

GAME #18 • IUPUI 81, DETROIT MERCY 66 (INDIANA FARMERS COLISEUM)

Detroit Mercy 66 • 6-14, 2-5 HL

#	Player	Total		3-Ptr	FT-FTA	Rebounds			PF	TP	A TO Blk Stl				Min
		FG-FGA	FG-FGA			Off	Def	Tot			A	TO	Blk	Stl	
00	CHATMAN, Kameron	*	3-11	2-7	2-2	0	9	9	2	10	2	2	0	1	26
01	JACKSON JR, Jermaine	*	7-12	4-7	4-4	0	4	4	1	22	2	2	0	1	31
02	PRINCE, Roschon	*	2-5	0-0	2-4	3	1	4	2	6	1	2	1	1	28
05	ALLEN, Corey	*	3-10	1-5	0-0	0	2	2	0	7	0	3	0	1	21
25	BLACKSHEAR, Gerald	*	0-2	0-0	0-0	1	0	1	3	0	0	0	0	0	6
04	BLACK, DeShawndre		1-5	0-1	1-2	0	1	1	2	3	4	2	1	1	26
11	LONG, Cole		2-4	2-4	0-0	0	1	1	0	6	0	0	1	1	17
12	EICHLER, Malik		1-1	0-0	0-0	0	1	1	2	2	0	1	0	0	10
13	BALLANTYNE, Jack		0-0	0-0	0-0	0	2	2	3	0	1	4	0	0	13
23	MCFOLLEY, Josh		4-7	2-5	0-0	0	1	1	4	10	1	0	0	1	22
Team						2	1	3							
Totals			23-57	11-29	9-12	6	23	29	19	66	11	16	3	7	200
FG % 1st Half: 9-23		39.1%	2nd half: 14-34		41.2%	Game: 23-57		40.4%	Deadball						
3FG % 1st Half: 3-8		37.5%	2nd half: 8-21		38.1%	Game: 11-29		37.9%	Rebounds						
FT % 1st Half: 5-6		83.3%	2nd half: 4-6		66.7%	Game: 9-12		75.0%	2						

IUPUI 81 • 7-11, 4-3 HL

#	Player	Total		3-Ptr	FT-FTA	Rebounds			PF	TP	A TO Blk Stl				Min
		FG-FGA	FG-FGA			Off	Def	Tot			A	TO	Blk	Stl	
10	ROGERS, Nick	*	0-4	0-2	8-8	0	1	1	3	8	6	3	0	0	30
22	McCALL, D.J.	*	5-7	3-4	0-0	1	2	3	2	13	1	3	2	2	26
24	HALL, Evan	*	2-5	0-0	0-6	1	6	7	3	4	0	1	2	2	26
25	PATTERSON, Ron	*	4-9	2-6	4-5	0	3	3	0	14	3	1	1	2	29
45	BRENNAN, Aaron	*	5-8	3-3	2-4	0	7	7	2	15	4	4	0	1	26
00	MINNETT, Jaylen		3-7	2-5	0-0	2	1	3	0	8	0	2	0	0	16
01	HENDERSON, T.J.		5-7	1-3	0-0	0	2	2	1	11	2	1	0	1	20
31	KIRBY, Maurice		2-5	0-0	0-0	1	3	4	2	4	1	1	0	0	12
32	GOSS, Elyjah		2-2	0-0	0-1	2	1	3	1	4	0	0	1	0	15
Team						3	3	6							
Totals			28-54	11-23	14-24	10	29	39	14	81	17	16	6	8	200
FG % 1st Half: 17-31		54.8%	2nd half: 11-23		47.8%	Game: 28-54		51.9%	Deadball						
3FG % 1st Half: 9-15		60.0%	2nd half: 2-8		25.0%	Game: 11-23		47.8%	Rebounds						
FT % 1st Half: 2-4		50.0%	2nd half: 12-20		60.0%	Game: 14-24		58.3%	3						

Officials: Glenn Mayborg (R), Paul Szelc, Michael Kitts
Technical fouls: Detroit Mercy-None. IUPUI-None.
Attendance: 802

Score by periods	1st	2nd	Total
Detroit Mercy	26	40	66
IUPUI	45	36	81

	In	Off	2nd	Fast	Bench
Points	Paint	T/O	Chance	Break	
UDM	22	21	9	6	21
IUPUI	30	11	15	9	27

Last FG - UDM 2nd-00:18, IUPUI 2nd-00:55.
Largest lead - UDM None, IUPUI by 23 2nd-17:41.
UDM led for 00:00. IUPUI led for 39:09. Game was tied for 00:51.

Score tied - 1 time.
Lead changed - 0 times.

GAME #19 • CLEVELAND STATE 70, IUPUI 67 (CLEVELAND, OHIO)

IUPUI 67 • 7-12, 4-4 HL

#	Player		Total		3-Ptr		Rebounds			PF	TP	A	TO	Blk	Stl	Min
			FG-FGA	FG-FGA	FT-FTA	Off	Def	Tot								
24	HALL, Evan	f	5-8	0-0	1-1	2	2	4	4	11	1	0	0	0	20	
45	BRENNAN, Aaron	f	7-14	3-4	0-0	3	2	5	2	17	1	3	0	2	32	
10	ROGERS, Nick	g	1-5	0-2	4-4	1	1	2	1	6	4	5	0	0	32	
22	McCALL, D.J.	g	3-6	0-3	1-2	2	5	7	2	7	6	1	0	3	31	
25	PATTERSON, Ron	g	4-13	1-6	0-0	1	2	3	0	9	1	2	0	1	26	
00	MINNETT, Jaylen		1-3	1-3	1-1	0	1	1	0	4	0	2	0	2	16	
01	HENDERSON, T.J.		2-6	1-5	3-3	1	1	2	1	8	2	5	0	2	15	
31	KIRBY, Maurice		1-2	0-0	1-2	1	2	3	2	3	0	1	1	0	19	
32	GOSS, Elyjah		1-1	0-0	0-0	0	2	2	2	2	0	1	0	0	9	
Team						2	1	3				1				
Totals			25-58	6-23	11-13	13	19	32	14	67	15	21	1	10	200	
FG % 1st Half: 11-30			36.7%	2nd half: 14-28	50.0%	Game: 25-58		43.1%	Deadball							
3FG % 1st Half: 1-11			9.1%	2nd half: 5-12	41.7%	Game: 6-23		26.1%	Rebounds							
FT % 1st Half: 3-3			100.0	2nd half: 8-10	80.0%	Game: 11-13		84.6%	2							