



2019-2020 IUPUI BASKETBALL GAME NOTES

IUPUI

SCHEDULE/RESULTS

(4-11, 0-2 HORIZON)

Date	Opponent	Result/Time
Oct. 23	# Tiffin (ESPN3)	W, 81-77
Nov. 6	at Butler (FS2)	L, 47-80
Nov. 9	at Bradley (ESPN+)	L, 56-90
Nov. 11	Anderson (ESPN3)	W, 72-55
Nov. 13	^ at South Florida (ESPN3)	W, 70-53
Nov. 20	^ at Loyola (Ill.) (NBCSCH+ / ESPN+)	L, 62-85
Nov. 25	^ vs. Loyola (Md.)	L, 77-81
Nov. 26	^ vs. Southern	L, 77-83
Nov. 30	Evansville (ESPN+)	L, 64-70
Dec. 4	at Morehead St. (ESPN+)	L, 51-56
Dec. 7	at Ball St. (ESPN+)	L, 54-102
Dec. 10	IU South Bend (ESPN3)	W, 80-60
Dec. 14	Purdue Fort Wayne (ESPN+)	W, 74-65
Dec. 20	at Fresno St. (Mountain West Net)	L, 64-95
Dec. 28	* Youngstown St.	L, 73-83
Dec. 30	* Cleveland St. (ESPN+)	L, 80-82
Jan. 3	* at Milwaukee (ESPN3)	8:00 pm
Jan. 5	* at Green Bay (ESPN+)	2:00 pm
Jan. 10	* Wright St. (ESPN3)	7:00 pm
Jan. 12	* Northern Kentucky (ESPN+)	2:00 pm
Jan. 18	* UIC (ESPN3)	12:00 pm
Jan. 23	* at Detroit Mercy (ESPN+)	7:00 pm
Jan. 25	* at Oakland (ESPN3)	3:00 pm
Jan. 30	* at Cleveland St. (ESPN+)	7:00 pm
Feb. 1	* at Youngstown St. (ESPN3)	6:00 pm
Feb. 6	* Green Bay	11:00 am
Feb. 8	* Milwaukee	12:00 pm
Feb. 14	* at Northern Kentucky	7:00 pm
Feb. 16	* at Wright St.	2:00 pm
Feb. 22	* at UIC (ESPN3)	4:12 pm
Feb. 27	* Oakland	7:00 pm
Feb. 29	* Detroit Mercy	12:00 pm
Mar. 3	& HL Tourney - 1st rd.	
Mar. 5	& HL Tourney - Quarterfinals	
Mar. 9	& HL Tourney - Semifinals	
Mar. 10	& HL Tourney - Championship	

denotes exhibition
 * denotes Horizon League games
 ^ part of Cayman Islands Classic
 (first two games on campus sites / last two at Omaha)
 & denotes Horizon League Tournament games
 (quarterfinals on campus sites / semis and finals in Indy)

MEDIA COVERAGE

TV: ESPN3

Video Stream: ESPN3

Audio: none

Live Stats: IUPUIJags.com

Twitter: @IUPUIJaguars / @IUPUIMensBball

MBB CONTACT

Ed Holdaway - IUPUI Assistant AD

Email: eholdawa@iupui.edu

Twitter: @EdHoldaway

Cell: 317-908-2645

'03 NCAA TOURNAMENT, 2010 CBI, 2019 CIT

IUPUI (4-11, 0-2 HL) at MILWAUKEE (5-9, 0-2 HL)

Friday, January 3, 2020 • 7:00 p.m. Central (8 Eastern) • Milwaukee, Wisc. • Panther Arena (10,783)



STAT BREAKDOWN

IUPUI		Milwaukee
66.7 / 76.0	PPG / Opp. PPG	71.9 / 72.5
-9.3	Scoring Margin	-0.6
.417 / .466	FG% / Opp. FG%	.412 / .430
35.0 (-2.3)	RPG (Margin)	37.1 (-1.3)
.355 / .342	3FG% / Opp. 3FG%	.316 / .367
.600	FT%	.665
12.5	Assists/G	11.5
15.4 (-1.5)	TO/G (Margin)	13.4 (+2.7)
312 / 309 / 330	NET / KenPom / BPI	242 / 247 / 274

SERIES BREAKDOWN

Overall:	5-5
Rimm vs. Milwaukee:	0-0
in Milwaukee:	2-4
at IUPUI:	3-1
neutral:	0-0
Last Meeting:	Feb. 22, 2019
Outcome:	IUPUI 67, MKE 60 (Indianapolis)
Streak:	IUPUI has won 1

THE JAGUARS



PROBABLE STARTERS

No.	Name	Yr.	Pos.	Ht.	Hometown	PPG	RPG	APG	FG%	3FG%	FT%
0	Jaylen Minnett	Jr.	G	6-1	Terre Haute, Ind.	14.3	3.5	3.3	.374	.377	.731
14	Marcus Burk	Jr.	G	6-3	Indianapolis, Ind.	18.5	3.0	1.8	.425	.411	.707
23	Grant Weatherford	Jr.	G	6-2	Cicero, Ind.	7.1	4.0	2.6	.469	.391	.647
13	Isaiah Williams	Jr.	G/F	6-8	Dayton, Ohio	8.6	4.8	1.2	.442	.444	.524
32	Elyjah Goss	Jr.	F	6-7	Bolingbrook, Ill.	8.3	10.1	0.7	.486	.000	.465

OFF THE BENCH

1	Jakoby Kemp	Jr.	F	6-8	Layton, Utah	1.0	1.3	0.0	.200	.000	---
2	Jamil Jackson Jr.	Jr.	G/F	6-6	Minneapolis, Minn.	4.2	1.1	0.6	.286	.241	.688
10	Mike DePersia	Fr.	G	5-11	Cherry Hill, N.J.	2.6	1.9	2.1	.333	.059	.500
11	Brandon Kenyon	So.	F/C	6-10	Caledonia, Ontario	1.9	1.3	0.0	.385	.200	.800
12	Marlon Taylor	R-Fr.	G/F	6-5	South Bend, Ind.	0.0	0.2	0.0	.000	---	---
15	Taveion White	Fr.	F	6-7	Prosper, Texas	0.0	0.3	0.0	.000	---	---
20	Sawyer Stoltz	Fr.	F	6-9	Huntington, Ind.	0.0	0.5	0.0	.000	---	---
30	Zo Tyson	Gr.	F	6-9	Fayetteville, N.C.	3.3	2.8	0.5	.636	---	.667

QUICK HITTERS

- IUPUI has started league play at 0-2 for a third straight season following Monday's home loss to Cleveland State. Last year's bunch began 0-2 with losses at NKU and Wright State before winning at UIC. Similarly, the Jaguars' first season in the Horizon League opened with back-to-back losses at NKU and Wright State before the Jags went on the road to defeat Green Bay. IUPUI has never begun Horizon League play 0-3.
- Junior **Marcus Burk** tallied his 1,000th collegiate point in the first half of the Jaguars' win over Purdue Fort Wayne. The Indy-native tallied 776 in his two seasons at Campbell and has 277 this season, giving him 1,053 career points.
- Junior **Elyjah Goss** grabbed a school record 21 rebounds against IU South Bend on Dec. 10, surpassing the previous mark by a single board. Goss' 21 rebounds is the third highest single game total in NCAA Division I basketball this season and he now owns three of the top four single game efforts in the Horizon League this year with 21 against IUSB (Dec. 10), 18 against Youngstown State (Dec. 28) and 17 at Morehead State (Dec. 4).
- IUPUI is coming off a 16-17 campaign, having made the program's third postseason berth during the Division I era by earning a spot in the 2019 College Insider Tournament. The Jaguars' 16 wins were the program's most since going 19-14 in the 2010-11 in head coach Ron Hunter's final season at IUPUI.
- Head Coach **Byron Rimm II** took over on an interim basis earlier this year, replacing Jason Gardner, who spent five years at the helm of the program. Rimm boasts 14 years of head coaching experience, including 10 years at Prairie View A&M from 2006-2016 as he racked up 115 victories and is the program's all-time winningest head coach. He originally joined the Jaguars' staff just prior to last season as IUPUI's Associate Head Coach.
- IUPUI returns just five letterwinners and two starters (**Grant Weatherford** & **Elyjah Goss**) from last year's squad. 2019 Horizon League Sixth Man of the Year **Jaylen Minnett** (12.0 ppg, 78 3's) headlines the group of returners and has slid into this year's starting five. Weatherford (6.2 ppg, 3.0 rpg) started all 33 games last season and Goss (6.8 ppg, 6.3 rpg) started 25 times last season before being slowed late in the season due to injury.
- IUPUI has players from nine different states/provinces this season, with five hailing from the Hoosier State. All total, IUPUI has players this year from Indiana, Illinois, Minnesota, New Jersey, North Carolina, Ohio, Ontario, Texas and Utah.
- IUPUI swept the Horizon League's weekly awards on Nov. 18 as junior guard **Marcus Burk** was named Player of the Week and **Mike DePersia** was named Freshman of the Week after leading the Jags to wins over Anderson and at South Florida. Burk averaged 25.5 points, 5.5 rebounds, 2.5 steals and 2.0 assists per game while shooting 61 percent from the floor and 57.1 percent (8-of-14) from three. DePersia, who made his first two career starts during the week, averaged 4.0 points, 5.0 rebounds and 1.5 assists per game while shooting 57 percent from the field.

2019-2020 ROSTER

NUMERIC ROSTER

##	Name	Pos.	Ht.	Wt.	Yr.	Hometown/High School (Previous)
0	Jaylen Minnett	G	6-1	180	Jr.	Terre Haute, Ind./Terre Haute South
1	Jakoby Kemp	F	6-8	190	Jr.	Layton, Utah/Layton (Salt Lake C.C.)
2	Jamil Jackson Jr.	G/F	6-6	190	Jr.	Minneapolis, Minn./Minneapolis North (Southern Utah)
10	Mike DePersia	G	5-11	170	Fr.	Cherry Hill, N.J./Haddonfield Memorial
11	Brandon Kenyon	F/C	6-10	225	So.	Caledonia, Ontario/RISE Prep
12	Marlon Taylor	G/F	6-5	220	R-Fr.	South Bend, Ind./Riley (Indiana State)
13	Isaiah Williams	G/F	6-8	225	Jr.	Dayton, Ohio/Stivers School for the Arts (Pensacola St.)
14	Marcus Burk	G	6-3	205	Jr.	Indianapolis, Ind./Franklin Central
15	Taveion White	F	6-7	190	Fr.	Prosper, Texas/PHS Academy
20	Sawyer Stoltz	F	6-9	200	Fr.	Huntington, Ind./Huntington North
23	Grant Weatherford	G	6-2	195	Jr.	Cicero, Ind./Hamilton Heights (Midland College)
30	Zo Tyson	F	6-9	195	Gr.	Fayetteville, N.C./Trinity Christian (Colorado State)
32	Elyjah Goss	F	6-7	195	Jr.	Bolingbrook, Ill./Plainfield East

ROSTER BREAKDOWNS

BY CLASS-

Freshmen: 4
Juniors: 7

Sophomores: 1
Seniors: 1

BY PRIMARY POSITION-

Guards: 7
Centers: 0

Forwards: 6

BY HOME STATE-

Indiana: 5
Minnesota: 1
North Carolina: 1
Ontario: 1
Utah: 1

Illinois: 1
New Jersey: 1
Ohio: 1
Texas: 1

PRONUNCIATION GUIDE

ELYJAH Goss

(same as Elijah)

Jaylen **MINNETT**

(min-**NET**)

TAVEION White

(**TAY**-vee-on)


RADIO / TV ROSTER



#0 - JAYLEN MINNETT
6-1 // Jr. // G
Terre Haute, Ind.
Sports Management




#1 - JAKOBY KEMP
6-8 // Jr. // F
Layton, Utah
General Studies




#2 - JAMIL JACKSON JR.
6-6 // Jr. // G/F
Minneapolis, Minn.
General Studies




#10 - MIKE DePERSIA
5-10 // Fr. // G
Haddonfield, N.J.
Biomedical Engineering



#11 - BRANDON KENYON
6-10 // Soph. // F/C
Caledonia, Ontario
Criminal Justice



#12 - MARLON TAYLOR
6-5 // R-Fr. // G/F
South Bend, Ind.
Pre-Engineering




#13 - ISAIAH WILLIAMS
6-8 // Jr. // G/F
Dayton, Ohio
General Studies




#14 - MARCUS BURK
6-3 // Jr. // G
Indianapolis, Ind.
General Studies



#15 - TAVEION WHITE
6-7 // Fr. // F
Prosper, Texas
Business



#20 - SAWYER STOLTZ
6-9 // Fr. // F
Huntington, Ind.
Biology



#23 - GRANT WEATHERFORD
6-2 // Jr. // G
Cicero, Ind.
General Studies



#30 - ZO TYSON
6-9 // Gr. // F
Fayetteville, N.C.
Sports Journalism

Interim Head Coach: Byron Rimm II, 1st season (2nd year at IUPUI)

Assistant Coach: Matt Dunn, 2nd season


Assistant Coach: Isaac Loechle, 2nd season

Assistant Coach: Brian Burton, 1st season

Director of Operations: Aaron Evans, 1st season

Strength & Conditioning Coach: Jason Quarles, 6th season

Athletic Trainer: Joseph Medel, 1st season



#32 - ELYJAH GOSS
6-7 // Jr. // F
Bolingbrook, Ill.
Sports Management

POLLS

ASSOCIATED PRESS

Week 9 - Dec. 30

Rank Team (1st)

1.	Gonzaga (63)
2.	Duke (1)
3.	Kansas (1)
4.	Oregon
5.	Ohio State
6.	Baylor
7.	Louisville
8.	Auburn
9.	Memphis
10.	Villanova
11.	Butler
12.	Michigan
13.	San Diego State
14.	Michigan State
15.	Maryland
16.	West Virginia
17.	Kentucky
18.	Florida State
19.	Virginia
20.	Dayton
21.	Penn State
22.	Texas Tech
23.	Iowa
24.	Wichita State
25.	Arizona

COACHES

Week 9 - Dec. 30

Rank Team (1st)

1.	Gonzaga (30)
2.	Duke (1)
3.	Kansas (1)
4.	Baylor
5.	Ohio State
6.	Oregon
7.	Auburn
8.	Louisville
9.	Villanova
10.	Butler
11.	Memphis
12.	San Diego State
13.	Michigan
14.	Kentucky
15.	Maryland
16.	Michigan State
17.	West Virginia
18.	Dayton
19.	Virginia
20.	Florida State
21.	Penn State
22.	Texas Tech
23.	Wichita State
24.	Arizona
25.	Iowa

MID-MAJOR TOP 25

December 30

Rk	Team (1st)	Record	Pts.	Prev.	Conf.
1.	Gonzaga (31)	13-1	775	1	West Coast
2.	Liberty	14-1	709	2	ASUN
3.	Saint Mary's	13-2	701	4	West Coast
4.	Northern Iowa	11-1	697	3	Missouri Valley
5.	ETSU	12-2	637	5	Southern
6.	Yale	10-3	594	6	Ivy League
7.	UNCG	11-3	567	7	Southern
8.	Stephen F. Austin	11-2	538	8	Southland
9.	Furman	11-3	495	9	Southern
10.	BYU	11-4	463	11	West Coast
11.	Kent State	10-2	462	10	Mid-American
12.	Belmont	9-4	416	12	Ohio Valley
13.	Wright State	11-3	378	13	Horizon
14.	Harvard	9-4	350	14	Ivy League
15.	Santa Clara	13-2	310	15	West Coast
16.	San Francisco	11-3	293	21	West Coast
17.	Vermont	8-5	240	16	America East
18.	Delaware	11-3	221	17	Colonial
19.	Bowling Green	8-4	179	18	Mid-American
20.	Colgate	9-4	134	20	Patriot
21.	Penn	6-4	116	22	Ivy League
22.	Drake	10-3	79	NR	Missouri Valley
23.	Buffalo	8-4	77	23	Mid-American
24.	Hofstra	11-4	75	NR	Colonial
25.	New Mexico State	9-6	54	NR	Western Athletic

HORIZON LEAGUE PRESEASON POLLS

Pl. School (1st-place) - Votes

1.	Wright State (28) - 350
2.	Northern Kentucky (5) - 295
3.	UIC (1) - 280
4.	Oakland (1) - 229
5.	Green Bay - 207
6.	Youngstown State - 186
7.	Milwaukee - 146
8.	Detroit Mercy - 133
9.	IUPUI - 92
10.	Cleveland State (1) - 62

Preseason POTY: Antoine Davis, Detroit Mercy

First Team (alphabetical order by school)

Antoine Davis, Detroit Mercy
Jalen Tate, Northern Kentucky
Xavier Hill-Mais, Oakland
Tarkus Ferguson, UIC
Loudon Love, Wright State

Second Team (alphabetical order by school)

JayQuan McCloud, Green Bay
Tyler Sharpe, Northern Kentucky
Marcus Ottey, UIC
Bill Wampler, Wright State
Darius Quisenberry, Youngstown State

HORIZON LEAGUE

HORIZON LEAGUE STANDINGS

through games on Jan. 2

Team	Overall (Pct.)	HL (Pct.)
Wright State	12-3 (.800)	2-0 (1.000)
Youngstown State	9-6 (.600)	2-0 (1.000)
Oakland	6-8 (.429)	1-0 (1.000)
Northern Ky.	9-5 (.643)	1-1 (.500)
Green Bay	6-9 (.400)	1-1 (.500)
UIC	6-9 (.400)	1-1 (.500)
Cleveland State	5-10 (.333)	1-1 (.500)
Detroit Mercy	2-12 (.143)	0-1 (.000)
Milwaukee	5-9 (.357)	0-2 (.000)
IUPUI	4-11 (.267)	0-2 (.000)

HORIZON LEAGUE SCHEDULE

Date	Game	Time
1/3	*UIC at Green Bay	7pm
	*Wright St. at Oakland	7pm
	*Northern Ky. at Detroit Mercy	7pm
	*IUPUI at Milwaukee	8pm
1/4	*Youngstown St. at Cleveland St.	3pm
1/5	*Wright St. at Detroit Mercy	1pm
	*IUPUI at Green Bay	2pm
	*UIC at Milwaukee	2pm
	*Northern Ky. at Oakland	3pm
1/9	*Detroit Mercy at Cleveland St.	7pm
	*Oakland at Youngstown St.	7pm
1/10	*Northern Ky. at UIC	7pm
	*Wright St. at IUPUI	7pm
1/11	*Detroit Mercy at Youngstown St.	2pm
	*Oakland at Cleveland St.	3pm
	*Milwaukee at Green Bay	7pm
1/12	*Northern Ky. at IUPUI	2pm
	*Wright St. at UIC	4:15pm
1/16	*Cleveland St. at Wright St.	7pm
	*Youngstown St. at Northern Ky.	7pm
	*Detroit Mercy at Milwaukee	8pm
	*Oakland at Green Bay	8pm
1/18	*UIC at IUPUI	12pm
	*Detroit Mercy at Green Bay	1pm
	*Oakland at Milwaukee	7pm
	*Cleveland St. at Northern Ky.	7pm
	*Youngstown St. at Wright St.	7pm

IUPUI IN HORIZON LEAGUE STATS

through games on Dec. 31 [denotes NCAA ranking]

Category	HL [Nat Rk.]	Stat
Scoring	7th	66.7 ppg
Scoring Defense	8th	76.0 ppg
Scoring Margin	8th	-9.3 ppg
Rebounding Margin	7th	-2.3 rpg
Field Goal %	7th	41.7%
3Pt Field Goal %	2nd	35.5%
Free Throw %	10th	60.0%
Assists	6th	12.5 apg
Turnovers	8th	15.4 to/g
Turnover Margin	7th	-1.5 to/g
Assist/TO Ratio	8th	0.81 a/to
Blocked Shots	6th	2.53 bpg
Steals	4th	7.40 spg
Offensive Rebounds	4th	11.3 rpg
Defensive Rebounds	9th	23.7 rpg
Home Attendance	10th	1,108/gm

Player Horizon [Natl Rk.] Stat

Marcus Burk		
3FG%	2nd	41.1%
20+ Scoring Games	2nd	7 total
Scoring	2nd	18.5 ppg
3FG	3rd	2.93/game
FG%	5th	42.5%
Steals	t-8th	1.53 spg
Minutes	9th	32.2 mpg

Mike DePersia

Steals	t-15th	1.20 spg
--------	--------	----------

Elyjah Goss

Rebounding	1st	10.07 rpg
Def. Rebounding	1st	6.47 rpg
10+ Reb. Gms.	t-1st	7 total
Double-Doubles	t-1st	4 total
Off. Rebounding	2nd	3.60 rpg
Blocked Shots	2nd	1.00 bpg

Jaylen Minnett

3FG	2nd	3.27/game
3FG%	3rd	37.7%
Assist-to-Turnover	3rd	1.48 a/to
Minutes	4th	33.5 mpg
Assists	10th	3.27 apg
Scoring	12th	14.3 ppg
Steals	t-13th	1.27 spg

Grant Weatherford

Steals	6th	1.67 spg
Minutes	8th	32.6 mpg
Assists	13th	2.60 apg

Isaiah Williams

Off. Rebounding	t-10th	1.93 rpg
Rebounding	20th	4.79 rpg

COLD FRONTS

IUPUI is trying to avoid a first-ever 0-3 start in Horizon League play today. Last year's group dropped road games at Northern Kentucky and Wright State before winning at UIC behind 30 points from Camron Justice.

In year one of Horizon League play, the Jags were also swept on the opening trip at Northern Kentucky and Wright State before firing back with a win at Green Bay.

This year's schedule marks the first time IUPUI has opened Horizon League play at home.

CLOSING REMARKS

IUPUI led both of its last two games with five minutes remaining, before dropping home contests to Youngstown State (83-73) and Cleveland State (82-80). YSU closed the game with a 16-6 run to outlast the Jaguars while CSU scored on a tip-in as the final horn sounded to defeat the Jags on Monday night.

Following the loss to CSU on Monday, IUPUI is now 0-5 this season in games decided by two possessions (6 points) or less.

SEASON HIGHS

The offense was clicking against Cleveland State on Monday as the Jags matched their season-high with 80 points and set new season-highs in field goal percentage (51.9%) and assists (21). The Jags also hit 15-of-18 (83.3%) at the free throw line, marking their second best effort of the season.

Jaylen Minnett had a season-high 23 points (8-16 FG, 7-13 3's) and a career-high seven treys, including a game-tying hit with 8.8 seconds left. Freshman Mike DePersia had a career-high 11 points (3-3 FG, 1-1 3's, 4-4 FT) in 24 minutes and grad transfer Zo Tyson scored a career-high 10 points (4-4 FG, 2-2 FT) off the bench.

BETTER THAN ALL THE REST

IUPUI's early season win at South Florida (70-53 on Nov. 13) was widely considered the best non-conference victory by a Horizon League team this season. The Jags entered play as a 17-point underdog before defeating the AAC foe by 17 points. In addition, it was IUPUI's first-ever victory over an AAC opponent in program history.

MR. 1,000

Junior Marcus Burk netted his **1,000 collegiate point** in the Dec. 14 win over Purdue Fort Wayne with a three-point play at the 12:57 mark of the first half. Burk, an Indianapolis-native, tallied 776 in two seasons at Campbell and now has 277 this season, giving him 1,053 in his collegiate career.

Here are some more tidbits on Burk from the first half of the season:

- Burk has undoubtedly been IUPUI's top offensive player all season, ranking No. 2 in the Horizon League in scoring (18.5 ppg) and third in the league in threes made (2.93/gm).

- Burk tallied a season-high 32 points (12-of-21 FG, 7-of-10 3's) against Loyola (Md.), falling one shy of his career-high 33 from his sophomore year at Campbell. Burk's 32 was the most by an IUPUI player since Darell Combs hit the same number against South Dakota on Feb. 25, 2016.

- While Burk is averaging nearly 20 points per game, no IUPUI player has averaged 20 points per game for an entire season since Alex Young averaged 20.4 points per game in 2011-12. Only three players - Odell Bradley (23.1, 2003-04), George Hill (21.5, 2007-08) and Young (20.4, 2011-12) - have averaged better than 20 points per game during the Jaguars' Division I era.

- Burk is currently second in the Horizon League with seven 20-point scoring games, trailing only Detroit Mercy's Antoine Davis, who has 10 20+ scoring games.

MR. WINDEX

Junior Elijah Goss currently **leads the Horizon League** and ranks 21st nationally in rebounding at 10.1 per contest, more than a full rebound ahead of second place Naz Bohannon (YSU). He owns the three of the four highest single-game totals in the Horizon League this season, grabbing a school record 21 against IUSB (Dec. 10), 18 against Youngstown State (Dec. 28) and 17 at Morehead State (Dec. 4). His 21 boards against IUSB is the third-highest single-game total in NCAA Division I this season.

All total, Goss has led the Jaguars in rebounds in 13 of the team's 15 games.

Since returning to the starting lineup 10 games ago, Goss is averaging 9.8 points and 12.1 rebounds per game.

Goss is second in the league in offensive rebounds (3.60 rpg) and tops in defensive (6.47). He's also second in the league in blocked shots (1.00 bpg) and tied for the top in double-doubles (4) and double-digit rebound games (7).

E'S RECORD BREAKING NIGHT

Junior Elijah Goss had a record breaking night against IU South Bend on Dec. 10, posting a school record 21 rebounds to go along with a career-high 17 points and four blocked shots in the Jaguars' 80-60 victory. Goss grabbed seven offensive boards and 14 defensive boards and hit 7-of-10 field goal attempts.

The prior record was 20 on two different occasions, the most recent coming by Michael Boles in 1993. Goss became the first player in IUPUI history to grab at least 20 boards in the Jaguars' Division I era.

HEALTH CHECK

The Dec. 7 game at Ball State was the first time all season that head coach Byron Rimm had his full roster at his disposal. Junior Jakoby Kemp missed the season's initial eight games due to injury and upon his return at Morehead State (Dec. 4), teammate

Jamil Jackson was sidelined due to injury. Jackson missed two games before returning at Ball State.

The Jags have played just five games at full strength as Isaiah Williams missed the most recent game with Cleveland State.

SPLASH BROTHERS

IUPUI's version of the Splash Brothers - Marcus Burk and Jaylen Minnett - has been impressive, both ranking among the Horizon League's top three in threes made and three-point percentage.

Burk is third in the league in threes per game (2.93) while Minnett is second in the league in the category (3.27). Burk is second in three-point percentage (41.1%) and Minnett is third at 37.7%. By hitting a combined 6.2 threes/game, the duo is tops in the league for a tandem as Northern Kentucky's Dantez Walton and Tyler Sharpe are next in line at 5.37 threes/game.

Burk is fifth among active juniors (48th among all players) in college basketball with 202 career treys and Minnett is 12th on that list (84th overall) with 178 makes.

Minnett's 49 threes this season are tops in the Horizon League and third in the country while Burk's 44 is second in the league and 14th nationally.

WARM WEATHERFORD

Junior Grant Weatherford is making a claim to join Burk and Minnett as an elite three-point shooter. After starting the season 0-of-6 from deep in the season's first eight games, Weatherford is 9-of-17 (53%) from beyond the arc in the Jaguars' last seven games, coinciding with his return to the starting lineup.

Since rejoining the starting unit, Weatherford has tallied in double-digits four times. During the seven games, Weatherford is averaging 10.6 points, 4.3 rebounds, 2.4 assists and 2.1 steals per game while shooting 50 percent (26-of-52) from the field and 9-of-17 (53 percent) from three-point range.

TOP GUNS

Burk and Minnett are accounting for the bulk of the Jaguars' offense, having taken 50 percent of the team's field goal attempts (435 of 875) and 73 percent of the team's three-point attempts (237 of 324). In addition, the duo has accounted for 49 percent (491 of 1001) of the team's total points.

Burk (18.5 ppg) and Minnett (14.5 ppg) easily lead the team in scoring while Isaiah Williams is third at 8.6 ppg.

MINNETT NOTES

Junior Jaylen Minnett, the 2019 Horizon League Sixth Man of the Year, is unlikely to be a repeat winner of the award as he's assumed a starting job this season. The 6-foot-1 Terre Haute-native, averaged 12.0 points per game and drilled 78 3's last season, while coming off the bench in all but the season finale.

Some other tidbits on Minnett include:

- He currently owns the nation's **third-longest streak** of consecutive games with at least one made three at 51 games... Minnett made at least one trey in all 33 games last season and the final three games of the 2017-18 season... the last time Minnett went without a three in a game was against Oakland on Feb. 19, 2018 when he was held without a triple in 14 minutes.

- Minnett enters play ranked eighth on IUPUI's all-time list with 178 made 3's in his career... both Leroy Nobles and Akeem Clark are tied for the No. 6 spot with 186 makes each.

- His 78 3's made last season was the 7th-highest single-season total in IUPUI history.

- His 7.1 ppg scoring average as a freshman in 2017-18 was the highest by an IUPUI rookie since Alex Young average 10.8 points per game in 2008-09.

- His 51 made 3's in 2017-18 were the most by an IUPUI freshman in the program's Division I era (1998-present).

STORY TELLER

In IUPUI's four wins this season, the Jags have held opponents to 37 percent shooting overall and 23.4 percent from three-point range.

In the Jaguars' 11 losses, foes have shot 50.3 percent overall and 38.7 percent from beyond the arc.

Seven of the 11 opponents to have beaten the Jags have shot 50 percent or better from the floor.

FREEBIES

IUPUI enters play ranked 343rd of 350 teams in free throw percentage at 60.0 percent, which is well on pace to be the lowest mark in the program's Division I era. The current low mark was a 65.4 percentage for the 2008-09 season. The lowest single-season mark on record in program history was a 62.7 percentage in the 1976-77 campaign.

NEW LOOK JAGS

This year's team has a decidedly new look - a new head coach, only five returners and a largely new coaching staff.

Head coach Byron Rimm II took over on an interim basis this past fall, taking over for Indianapolis-native Jason Gardner. Rimm, who is the winningest head coach in Prairie View A&M history with 115 career wins, became the ninth head coach in IUPUI history after taking over for Gardner.

He has 10+ years of Division I head coaching experience and helped PVAMU to winning records in 2008-09 and 2009-10.

Beside him, Rimm boasts two new assistants on the sidelines as well as Brian Burton

BASKETBALL CENTRAL

IUPUI will be a big part of the center of the college basketball universe this March as the 2020 Horizon League Championships will be played at the Indiana Farmers Coliseum on Mar. 9-10 and the department will later serve as institutional co-host of an NCAA Men's Basketball Regional at Lucas Oil Stadium on Mar. 26-28, alongside the Horizon League and Indiana Sports Corporation.

Both the men's and women's Horizon League Semifinals (Mar. 9) and Championship games (Mar. 10) will be played at Indiana Farmers Coliseum as 2020 marks the first of a three-year rotation.



NEWS, NOTES & STORYLINES (CONT.)

joined the program from UTEP in November and Aaron Evans joined the program as Director of Operations from nearby Marian University over the summer. Evans took the spot of Isaac Loeche, who was promoted from Director of Operations to Assistant Coach last summer.

WHERE'D THEY GO?

IUPUI graduated the Horizon League's Defensive Player of the Year D.J. McCall, who's currently in Fort Wayne Mad Ants camp, vying for a spot in the G-League as a rookie. In addition, three-year starter Evan Hall also graduated on the inside, as did 7-foot-1 big man Ahmed Ismail.

The other key departure was second team All-Horizon League selection Camron Justice, who pursued a graduate transfer, and is now playing at Western Kentucky. The Jags also suffered two other defections at the start of the school year as local product Jack Hansen decided not to continue his college basketball career after appearing in 31 games last season.

The other came when highly touted freshman Calvin Temple opted to transfer to Louisiana at the start of the school year. Temple, a 6-foot-1 guard who was one of the top prep players from the state of Mississippi, practiced with the Jaguars during the summer before opting to transfer.

LARGE CLASS

IUPUI entered the season with an eight-man junior class eligibility wise, tying for the eighth largest class in all of college basketball. Below are the lists of largest classes.

- 11 total: Navy (freshman class), Utah (freshman class)
- 10 total: Air Force (freshman class), TCU (freshman class)
- 9 total: Colorado (jr. class), CSU Bakersfield (jr. class), Middle Tenn. (jr. class)
- 8 total: Idaho (jr. class), IUPUI (jr. class)

FAMILY TIES

-DePersia comes from a notable basketball family in the state of New Jersey and he and his brothers - twins Rob and Nick - are one of just four sets of siblings in NJ high school basketball history to have all scored 1,000 points in their high school careers. DePersia led his Haddonfield squad to back-to-back state titles his junior and senior seasons. His two brothers went on to play collegiately at Rowan University and were named the Albert Carino Boys Basketball Club of South Jersey Small College Players of the Year last April while playing for former Penn State standout Joe Crispin. Rob recently joined the Villanova program as a graduate assistant.

-Kemp's older brother is a WR with the Kansas City Chiefs, Marcus Kemp. Kemp played at the University of Hawaii and is now in his second season with the Chiefs, having joined the team as an undrafted free agent in 2017.

GRADS

Two members of the IUPUI team have already completed their undergraduate work and are now pursuing Master's degrees. Grant Weatherford completed his undergraduate work last spring and is now pursuing a Master's degree and still has two years of eligibility ahead.

Colorado State-transfer Zo Tyson earned his degree this past summer and is now pursuing his Master's degree in Sports Journalism on the IUPUI campus.

PRO NOTES

In addition to the success that former IUPUI Jaguar George Hill is continuing to have in his 12th NBA season, IUPUI presently has seven former players playing professionally all over the world.

- George Hill / Milwaukee Bucks (NBA)
- Darell Combs / Mgzavrebi (Georgia Superleague)
- Alex Young / Al Ahly (Egyptian Superleague)
- Ahmed Ismail / Al Ahly (Egyptian Superleague)
- D.J. McCall / Fort Wayne Mad Ants (G-League)
- Robert Glenn / H.Galilee (Israeli National League)
- Maurice Kirby / Shoot it Dragon (Thailand TBL)

AT THE HORN

Winning games at the horn has been a staple of recent IUPUI squads. In the past five seasons, IUPUI has won five games in the closing seconds, including three as time expired:

- P.J. Boutte - 15' floater at the horn vs. Ball State (71-69 / Nov. 22, 2014)
- Marcellus Barksdale - layup at the horn at IPFW (84-82 / Jan. 23, 2016)
- Jordan Pickett - wing 3 with :02 vs. NDSU (73-72 / Jan. 31, 2016)
- Darell Combs - wing J with :01.5 vs. SDSU (85-83 / Jan. 18, 2017)
- Evan Hall - layup at the horn vs. Milwaukee (72-71 / Jan. 10, 2018)

21 UP

Last February, Hall of Famer Matt Crenshaw became just the 3rd player in school history to have his jersey retired, joining #34 Carlos Knox and #3 George Hill, in the rafters.

Crenshaw finished as the program's all-time leader in assists and hit the game-winning shot in the 2003 Mid-Continent Conference Tournament to send IUPUI to the NCAA Tournament. He later played overseas and returned to IUPUI as a longtime member of the coaching staff before joining the Ball State coaching staff just prior to the start of last season.

Hill was among those to attend the festivities.



UNIVERSITY QUICK FACTS

Location	Indianapolis, Ind.
Founded	1969
Nickname	Jaguars
Colors	Red, gold & black
Enrollment	30,000
Affiliation	NCAA Division I
Conference	The Horizon League
Home Facility (Cap.)	Indiana Farmers Coliseum (6,800)
Chancellor	Dr. Nasser Paydar
Athletics Director	Dr. Roderick Perry
Website	www.IUPUIJags.com
Twitter	@IUPUIJaguars
Athletics Phone	(317) 278-5247
Mailing Address	1000 Waterway Blvd. Indianapolis, IN 46202

BASKETBALL HISTORY

First Yr. of basketball	1972
Seasons of basketball	48th
Seasons of Division I basketball	22nd
Division I (1998-pres.) Record	275-302 (.477)
NCAA Appearances	1
Last NCAA Appearance	2003
Last Postseason Appearance	2019 (CIT - First Round)

UNIVERSITY NOTES

ABOUT THE UNIVERSITY

IUPUI is a public research university located in downtown Indianapolis that is the result of a merger of the Purdue Indianapolis Extension Center (1946) and Indiana University Indianapolis (1916). The merger was completed in 1969 and athletics began in 1972.

The university offers more than 200 degree programs and boasts an enrollment over 30,000 (22,000 undergrad and 8,000 postgrad). The university also boasts an endowment of more than \$850 million.

The university is ranked among the Top 200 "National Universities" and ranked 7th for "Up and Coming Schools." U.S. News has ranked IUPUI among the nation's elite for 13 straight years.

All total, the campus covers 509 acres and is located along Indy's Cultural Trail.

IUPUI includes the nation's largest nursing school, the second largest medical school in the country, the only dental school in the state, and the country's oldest school of physical education. IUPUI is among the top 20 campuses in the nation for graduate professional degrees conferred

ATHLETIC PROWESS

IUPUI was a primary beneficiary of the 1987 Pan-American Games in Indianapolis and continues to boast some world renowned facilities.

The IU Natatorium is located on the IUPUI campus and is among the best swimming & diving facilities in the world. It has hosted the U.S. Olympic Team Trials four different times and 12 NCAA National Championship meets. In addition, the 2017 World Juniors were held at IUPUI and 16 world records have been set in the Natatorium water.

Adjacent west is the Michael A. Carroll Track & Soccer Stadium which has hosted several USA Outdoor Track & Field Championships and NCAA Championships, along with the 1988 US Olympic Trials. Florence Griffith-Joyner set the 100m world record of 10.49 on the track.

In basketball circles, IUPUI is best known as the long-time host of the Nike All-American Camp, which was held on campus for two decades. The nation's top prep players and coaches from every level converged on campus for two weeks each summer in what was considered the elite college recruiting event of the year. Alum included LeBron James, Chris Webber, Allen Iverson, Kevin Garnett, Jason Kidd and Paul Pierce, among many others.

GEORGE HILL

IUPUI's best known basketball alum is current NBAer George Hill, who is in his 12th year in the league this season. Hill was originally drafted by the San Antonio Spurs (1st rd., 26th overall) in 2008.

He's played for the Spurs (2008-11), Indiana Pacers (2011-16), Utah Jazz (2016-17), Sacramento Kings (2017-18), Cleveland Cavaliers (2018) and Milwaukee Bucks (2018-pres.). He's played in more than 700 regular season games, making nearly 450 career starts and averaging 11.2 points per game in his NBA career.

Entering this season, he's played in 117 career playoff games, starting 90 times and averaging 12.3 points per game.



HUNTER TO THE HALL

Longtime IUPUI head coach Ron Hunter was inducted as part of the Jaguars' Hall of Fame Class of 2019 this past February.

Hunter, now the head coach at Tulane University, guided the IUPUI basketball program from 1994-2011 and is the program's all-time leader in wins (275), winning percentage (.557), games coached (494), winning seasons (11) and 20-win seasons (4). He guided IUPUI to its only ever NCAA Division I NCAA Tournament appearance in 2003. Led by future NBAer George Hill, his 2007-08 team won a school record 26 games and two years later, his team went 25-11 and collected the program's first-ever Division I postseason win. He was a two-time league Coach of the Year and clearly elevated the program during his tenure.

He earned national acclaim for his work with Samaritan's Feet as the first in the country to coach a game in his bare feet in January 2008 to raise awareness for those in need. He later personally delivered shoes to individuals in Peru and Costa Rica. He collected numerous honors for his philanthropic work including being named a 2008 ABC News Person of the Year, the 2010 Indiana Pathfinder Award recipient and an NABC Guardians of the Game Pillar Award for Service.

2019-2020 MISCELLANEOUS STATISTICS

IUPUI'S RECORD WHEN...

	'19-20 Overall	'19-20 Horizon	Under Rimm
Home:	3-3	0-2	3-3
Away:	1-6	0-0	1-6
Neutral:	0-2	0-0	0-2
Overtime:	0-0	0-0	0-0
Lead @ Halftime:	4-2	0-0	4-2
Trail @ Halftime:	0-9	0-2	0-9
Tied @ Halftime:	0-0	0-0	0-0
Leading w/ 5:00 left:	4-2	0-2	4-2
Trailing w/ 5:00 left:	0-8	0-0	0-8
Tied w/ 5:00 left:	0-1	0-0	0-1
Shooting 50% or better:	1-1	0-1	1-1
Shooting 40-50%:	2-5	0-1	2-5
Shooting less than 40%:	1-5	0-0	1-5
Opp. shoots 50% or better:	0-7	0-2	0-7
Opp. shoots 40-50%:	1-2	0-0	1-2
Opp. shoots less than 40%:	3-2	0-0	3-2
Shooting better % than opp.	3-0	0-0	3-0
Shooting worse % than opp.	1-11	0-2	1-11
Scoring less than 50:	0-1	0-0	0-1
Score 50-59 pts:	0-3	0-0	0-3
Score 60-69 pts:	0-3	0-0	0-3
Score 70-79 pts:	3-3	0-1	3-3
Score 80-89 pts:	1-1	0-1	1-1
Score 90+ pts:	0-0	0-0	0-0
Opp. scores less than 50:	0-0	0-0	0-0
Opp. scores 50-59 pts:	2-1	0-0	2-1
Opp. scores 60-69 pts:	2-0	0-0	2-0
Opp. scores 70-79 pts:	0-1	0-0	0-1
Opp. scores 80-89 pts:	0-6	0-2	0-6
Opp. scores 90+ pts:	0-3	0-0	0-3
Commit less TO than opp.	3-3	0-1	3-3
Commit more TO than opp.	1-8	0-1	1-8
Commit same TO as opp.	0-0	0-0	0-0
Outrebound opponent:	2-2	0-0	2-2
Outrebounded:	2-9	0-2	2-9
Rebounding is equal:	0-0	0-0	0-0
Bench outscores opp.:	1-0	0-0	1-0
Bench is outscored:	3-11	0-2	3-11
Bench scoring is equal:	0-0	0-0	0-0
Hit more FT than opp.:	3-2	0-1	3-2
Hit less FT than opp.:	1-8	0-0	1-8
Hit same FT as opp.:	0-1	0-1	0-1
Hit more 3's than opp.:	3-3	0-1	3-3
Hit less 3's than opp.:	1-5	0-0	1-5
Hit same 3's as opp.:	0-3	0-1	0-3
Decided by 5 pts or less:	0-3	0-1	0-3
Decided by 6-10 points:	1-3	0-1	1-3
Decided by 10+ points:	3-5	0-0	3-5
In home whites:	3-5	0-2	3-5
In road blacks:	1-5	0-0	1-5
In road reds:	0-1	0-0	0-1
7 in double-digits:	0-0	0-0	0-0
6 in double-digits:	0-0	0-0	0-0
5 in double-digits:	1-0	0-0	1-0
4 in double-digits:	0-3	0-2	0-3
3 in double-digits:	2-4	0-0	2-4
2 in double-digits:	1-2	0-0	1-2
1 in double-digits:	0-2	0-0	0-2
0 in double-digits:	0-0	0-0	0-0
On Mondays:	1-2	0-1	1-2
On Tuesdays:	1-1	0-0	1-1
On Wednesdays:	1-3	0-0	1-3
On Thursdays:	0-0	0-0	0-0
On Fridays:	0-1	0-0	0-1
On Saturdays:	1-4	0-1	1-4
On Sundays:	0-0	0-0	0-0
In November:	2-6	0-0	2-6
In December:	2-5	0-2	2-5
In January:	0-0	0-0	0-0
In February:	0-0	0-0	0-0
In March:	0-0	0-0	0-0

CAREER DOUBLE-DIGIT PERFORMANCES/STARTS/DUNKS

Double-Digit Scoring Gms		
Name	Sea	Car
Minnett	12	40
Goss	6	16
Burk	12	12
Weatherford	4	11
Williams	5	5
Jackson Jr.	2	2
DePersia	1	1
Tyson	1	1

20+ Point Scoring Games		
Name	Sea	Car
Burk	7	7
Minnett	1	5
Weatherford	0	2

30+ Point Scoring Games		
Name	Sea	Car
Burk	1	1

Double-Digit Reb. Games		
Name	Sea	Car
Goss	7	15

Double-Doubles		
Name	Sea	Car
Goss	4	7

Games Started		
Name	Sea	Car
Burk	15	15
DePersia	7	7
Goss	12	37
Minnett	15	20
Tyson	8	8
Weatherford	9	42
Williams	9	9

Dunks		
Name	Sea	Car
Burk	2	2
Goss	13	54
Jackson Jr.	2	2
Kemp	0	1
Kenyon	2	4
Tyson	7	7
Weatherford	0	1
Williams	1	1

TIMES LEADING THE TEAM IN...

Points		
Name	Sea	Car
Minnett	5	15
Burk	10	10
Weatherford	2	3
Goss	0	1

Rebounds		
Name	Sea	Car
Goss	12	28
Weatherford	1	3
Burk	2	2
Tyson	2	2
Minnett	1	1
Williams	1	1

Assists		
Name	Sea	Car
Weatherford	6	19
Minnett	5	18
DePersia	6	5
Goss	0	2
Burk	1	1
Tyson	1	1
Williams	1	1

Steals		
Name	Sea	Car
Weatherford	6	16
Minnett	4	13
Goss	3	11
Burk	4	4
DePersia	3	3
Kemp	1	1
Tyson	1	1

Blocked Shots		
Name	Sea	Car
Goss	9	25
Tyson	6	6
Minnett	1	4
Burk	2	2
Weatherford	2	2
Williams	2	2
Jackson Jr.	1	1
Stoltz	1	1
White	1	1

SPECIALTY STATS

PP = Points in the Paint; POT = Points off Turnover; 2nd = 2nd Chance Points; BP = Bench Points

Opponent	Result	PP	POT	2nd	BP	Largest Lead	Largest Deficit	Lead Changes	Ties
#Tiffin	W, 81-77	38/34	12/32	2/10	12/28	11	4	20	12
at Butler	L, 47-80	22/50	7/19	15/11	8/15	0	33	0	0
at Bradley	L, 56-90	20/42	4/18	5/18	10/17	0	38	0	0
Anderson	W, 72-55	36/30	19/23	8/4	19/14	28	0	0	0
at South Florida	W, 70-53	26/20	27/15	7/10	12/15	19	7	22	9
at Loyola	L, 62-85	22/36	17/20	9/4	12/17	3	30	4	4
vs. Loyola (Md.)	L, 77-81	34/26	21/26	8/6	14/22	8	9	4	5
vs. Southern	L, 77-83	32/38	8/16	13/10	19/45	10	7	4	2
Evansville	L, 64-70	30/34	8/8	10/14	19/38	12	8	11	8
at Morehead State	L, 51-56	22/34	9/12	5/10	9/17	6	12	3	0
at Ball State	L, 54-102	20/26	2/20	16/21	7/33	2	48	1	1
IU South Bend	W, 80-60	30/40	20/20	22/9	14/26	24	0	0	0
Purdue Fort Wayne	W, 74-65	28/26	14/5	4/15	7/23	14	0	0	0
at Fresno State	L, 64-95	20/30	12/23	10/29	17/36	2	36	3	1
*Youngstown State	L, 73-83	24/36	20/25	9/15	7/16	4	12	11	9
*Cleveland State	L, 80-82	34/40	19/21	12/10	12/24	2	12	2	3
*at Milwaukee									
*at Green Bay									
*Wright State									
*Northern Kentucky									
*UIC									
*at Detroit Mercy									
*at Oakland									
*at Cleveland State									
*at Youngstown State									
*Green Bay									
*Milwaukee									
*at Northern Kentucky									
*at Wright State									
*at UIC									
*Oakland									
*Detroit Mercy									
*at HL 1st Rd.									
*at HL Quarters									
*at HL Semis									
*at HL Finals									
Totals		400/508	207/271	153/186	186/358			65	42
Averages		26.7/33.9	13.8/18.1	10.2/12.4	12.4/23.9			4.3	2.8

WIN/LOSS MARGINS

Wins									1					3			
Margin	1	2	3	4	5	6	7	8	9	10	11-15	16-20	21-29	30+			
Losses		1		1	1	2				1			1	4			

2019-2020 IUPUI STATISTICS

IUPUI Basketball IUPUI Combined Team Statistics (as of Dec 30, 2019) All games



RECORD:	OVERALL	HOME	AWAY	NEUTRAL
ALL GAMES	4-11	3-3	1-6	0-2
CONFERENCE	0-2	0-2	0-0	0-0
NON-CONFERENCE	4-9	3-1	1-6	0-2

##	Player	gp-gs	min	avg	Total		3-Point		F-Throw		Rebounds				pf	dq	a	to	blk	stl	pts	avg
					fg-fga	fg%	3fg-fga	3fg%	ft-fa	ft%	off	def	tot	avg								
14	BURK, Marcus	15-15	484	32.3	102-240	.425	44-107	.411	29-41	.707	8	37	45	3.0	42	1	27	33	2	23	277	18.5
00	MINNETT, Jaylen	15-15	502	33.5	73-195	.374	49-130	.377	19-26	.731	6	46	52	3.5	23	0	49	33	2	19	214	14.3
13	WILLIAMS, Isaiah	14-9	325	23.2	42-95	.442	4-9	.444	33-63	.524	27	40	67	4.8	43	2	17	30	5	6	121	8.6
32	GOSS, Elijah	15-12	396	26.4	52-107	.486	0-3	.000	20-43	.465	54	97	151	10.1	35	0	10	30	15	8	124	8.3
23	WEATHERFORD, Gra	15-9	490	32.7	38-81	.469	9-23	.391	22-34	.647	18	42	60	4.0	33	0	39	39	2	25	107	7.1
02	JACKSON JR., Jamil	12-0	158	13.2	16-56	.286	7-29	.241	11-16	.688	2	11	13	1.1	10	0	7	13	1	2	50	4.2
30	TYSON, Zo	15-8	212	14.1	21-33	.636	0-0	.000	8-12	.667	14	28	42	2.8	36	0	7	13	9	5	50	3.3
10	DePERSIA, Mike	15-7	340	22.7	14-42	.333	1-17	.059	10-20	.500	10	19	29	1.9	28	0	31	24	0	18	39	2.6
11	KENYON, Brandon	8-0	45	5.6	5-13	.385	1-5	.200	4-5	.800	2	8	10	1.3	10	0	0	1	0	2	15	1.9
01	KEMP, Jakoby	4-0	19	4.8	2-10	.200	0-1	.000	0-0	.000	2	3	5	1.3	2	0	0	2	0	1	4	1.0
15	WHITE, Taveion	7-0	14	2.0	0-1	.000	0-0	.000	0-0	.000	2	0	2	0.3	3	0	0	1	1	1	0	0.0
20	STOLTZ, Sawyer	4-0	8	2.0	0-1	.000	0-0	.000	0-0	.000	0	2	2	0.5	0	0	0	2	1	0	0	0.0
12	TAYLOR, Marlon	5-0	7	1.4	0-1	.000	0-0	.000	0-0	.000	0	1	1	0.2	0	0	0	1	0	1	0	0.0
Team											25	21	46					9				
Total.....		15	3000		365-875	.417	115-324	.355	156-260	.600	170	355	525	35.0	265	3	187	231	38	111	1001	66.7
Opponents.....		15	3000		423-908	.466	124-363	.342	170-235	.723	166	394	560	37.3	255	2	229	208	58	118	1140	76.0

TEAM STATISTICS	IUPUI	OPP
SCORING	1001	1140
Points per game	66.7	76.0
Scoring margin	-9.3	-
FIELD GOALS-ATT	365-875	423-908
Field goal pct	.417	.466
3 POINT FG-ATT	115-324	124-363
3-point FG pct	.355	.342
3-pt FG made per game	7.7	8.3
FREE THROWS-ATT	156-260	170-235
Free throw pct	.600	.723
F-Throws made per game	10.4	11.3
REBOUNDS	525	560
Rebounds per game	35.0	37.3
Rebounding margin	-2.3	-
ASSISTS	187	229
Assists per game	12.5	15.3
TURNOVERS	231	208
Turnovers per game	15.4	13.9
Turnover margin	-1.5	-
Assist/turnover ratio	0.8	1.1
STEALS	111	118
Steals per game	7.4	7.9
BLOCKS	38	58
Blocks per game	2.5	3.9
ATTENDANCE	6650	29828
Home games-Avg/Game	6-1108	7-4201
Neutral site-Avg/Game	-	2-210

Date	Opponent	Score	Att.
11/06/19	at Butler	L 47-80	7706
11/09/19	at Bradley	L 56-90	5518
11/11/19	ANDERSON (IN)	w 72-55	1051
^ 11/13/19	at South Fla.	w 70-53	2474
^ 11/20/19	at Loyola Chicago	L 62-85	2402
^ 11/25/19	vs Loyola Maryland	L 77-81	269
^ 11/26/19	vs Southern U.	L 77-83	152
11/30/19	EVANSVILLE	L 64-70	1659
12/04/19	at Morehead State	L 51-56	1776
12/07/19	at Ball St.	L 54-102	4733
12/10/19	IND.-SOUTH BEND	w 80-60	1085
12/14/19	PURDUE FORT WAYNE	w 74-65	1098
12/20/19	at Fresno State	L 64-95	4798
* 12/28/19	YOUNGSTOWN ST.	L 73-83	868
* 12/30/19	CLEVELAND ST.	L 80-82	889

^ = Cayman Islands Classic

* = Horizon League game

Score by Periods	1st	2nd	Totals
IUPUI	501	500	1001
Opponents	537	603	1140

2019-2020 IUPUI HORIZON LEAGUE ONLY STATISTICS

IUPUI Basketball IUPUI Combined Team Statistics (as of Dec 30, 2019) Conference games only



RECORD:	OVERALL	HOME	AWAY	NEUTRAL
ALL GAMES	0-2	0-2	0-0	0-0
CONFERENCE	0-2	0-2	0-0	0-0
NON-CONFERENCE	0-0	0-0	0-0	0-0

#	Player	gp-gs	min	avg	Total		3-Point		F-Throw		Rebounds				pf	dq	a	to	blk	stl	pts	avg
					fg-fga	fg%	3fg-fga	3fg%	ft-fa	ft%	off	def	tot	avg								
00	MINNETT, Jaylen	2-2	71	35.5	14-29	.483	11-22	.500	0-0	.000	0	0	0	0.0	6	0	12	7	0	3	39	19.5
14	BURK, Marcus	2-2	73	36.5	11-29	.379	3-12	.250	10-16	.625	2	4	6	3.0	5	0	7	5	1	4	35	17.5
13	WILLIAMS, Isaiah	1-1	26	26.0	4-8	.500	2-4	.500	4-6	.667	2	3	5	5.0	4	0	3	0	0	0	14	14.0
32	GOSS, Elyjah	2-2	69	34.5	9-15	.600	0-2	.000	3-11	.273	13	16	29	14.5	6	0	2	1	2	2	21	10.5
23	WEATHERFORD, Gra	2-2	76	38.0	5-15	.333	0-3	.000	4-5	.800	3	4	7	3.5	7	0	5	9	1	5	14	7.0
10	DePERSIA, Mike	2-1	38	19.0	4-4	1.000	1-1	1.000	4-6	.667	2	2	4	2.0	3	0	7	3	0	4	13	6.5
30	TYSON, Zo	2-0	18	9.0	5-5	1.000	0-0	.000	2-2	1.000	2	2	4	2.0	0	0	0	1	2	0	12	6.0
02	JACKSON JR., Jamil	2-0	28	14.0	2-6	.333	1-4	.250	0-0	.000	0	1	1	0.5	2	0	3	4	0	0	5	2.5
11	KENYON, Brandon	1-0	1	1.0	0-1	.000	0-0	.000	0-0	.000	0	0	0	0.0	0	0	0	0	0	0	0	0.0
Team											1	4	5					1				
Total.....		2	400		54-112	.482	18-48	.375	27-46	.587	25	36	61	30.5	33	0	39	31	6	18	153	76.5
Opponents.....		2	400		62-117	.530	16-35	.457	25-30	.833	20	43	63	31.5	45	0	30	34	4	17	165	82.5

TEAM STATISTICS	IUPUI	OPP
SCORING	153	165
Points per game	76.5	82.5
Scoring margin	-6.0	-
FIELD GOALS-ATT	54-112	62-117
Field goal pct	.482	.530
3 POINT FG-ATT	18-48	16-35
3-point FG pct	.375	.457
3-pt FG made per game	9.0	8.0
FREE THROWS-ATT	27-46	25-30
Free throw pct	.587	.833
F-Throws made per game	13.5	12.5
REBOUNDS	61	63
Rebounds per game	30.5	31.5
Rebounding margin	-1.0	-
ASSISTS	39	30
Assists per game	19.5	15.0
TURNOVERS	31	34
Turnovers per game	15.5	17.0
Turnover margin	+1.5	-
Assist/turnover ratio	1.3	0.9
STEALS	18	17
Steals per game	9.0	8.5
BLOCKS	6	4
Blocks per game	3.0	2.0
ATTENDANCE	1757	0
Home games-Avg/Game	2-878	0-0
Neutral site-Avg/Game	-	0-0

Date	Opponent		Score	Att.
* 12/28/19	YOUNGSTOWN ST.	L	73-83	868
* 12/30/19	CLEVELAND ST.	L	80-82	889

^ = Cayman Islands Classic

* = Horizon League game

Score by Periods	1st	2nd	Totals
IUPUI	72	81	153
Opponents	78	87	165

2019-2020 STATISTICAL SPLITS

Wins (4 total)

#	Player	gp-gs	min	avg	Total		3-Point		F-Throw		Rebounds				pf		a	to	blk	stl	pts	avg
					fg-fga	fg%	3fg-fga	3fg%	ft-fa	ft%	off	def	tot	avg	off	def						
14	BURK, Marcus	4-4	132	33.0	34-67	.507	16-32	.500	10-11	.909	2	14	16	4.0	8	0	11	10	0	8	94	23.5
00	MINNETT, Jaylen	4-4	134	33.5	21-56	.375	16-40	.400	8-9	.889	1	14	15	3.8	5	0	17	12	1	7	66	16.5
32	GOSS, Elijah	4-2	99	24.8	16-30	.533	0-0	.000	7-11	.636	13	33	46	11.5	9	0	4	9	7	2	39	9.8
13	WILLIAMS, Isaiah	4-4	91	22.8	12-26	.462	1-2	.500	7-13	.538	8	8	16	4.0	12	0	3	6	3	2	32	8.0
23	WEATHERFORD, Gra	4-2	129	32.2	10-16	.625	1-4	.250	8-11	.727	6	17	23	5.8	6	0	14	9	0	11	29	7.3
02	JACKSON JR., Jamil	4-0	57	14.3	7-28	.250	2-12	.167	3-4	.750	2	5	7	1.8	2	0	3	2	1	2	19	4.8
10	DePERSIA, Mike	4-2	94	23.5	5-14	.357	0-6	.000	1-3	.333	4	8	12	3.0	8	0	5	11	0	7	11	2.8
11	KENYON, Brandon	1-0	9	9.0	1-3	.333	0-1	.000	0-0	.000	1	3	4	4.0	3	0	0	1	0	0	2	2.0
30	TYSON, Zo	4-2	35	8.8	2-6	.333	0-0	.000	0-0	.000	2	7	9	2.3	7	0	0	3	2	2	4	1.0
01	KEMP, Jakoby	1-0	2	2.0	0-1	.000	0-1	.000	0-0	.000	0	0	0	0.0	0	0	0	0	0	0	0	0.0
20	STOLTZ, Sawyer	1-0	4	4.0	0-0	.000	0-0	.000	0-0	.000	0	2	2	2.0	0	0	0	2	1	0	0	0.0
12	TAYLOR, Marlon	2-0	5	2.5	0-1	.000	0-0	.000	0-0	.000	0	1	1	0.5	0	0	0	1	0	1	0	0.0
15	WHITE, Taveion	2-0	9	4.5	0-1	.000	0-0	.000	0-0	.000	2	0	2	1.0	2	0	0	1	1	1	0	0.0
Team											11	7	18					6				
Total.....		4	800		108-249	.434	36-98	.367	44-62	.710	52	119	171	42.8	62	0	57	73	16	43	296	74.0
Opponents.....		4	800		94-254	.370	25-107	.234	20-40	.500	54	96	150	37.5	63	1	40	76	20	42	233	58.2

Losses (11 total)

#	Player	gp-gs	min	avg	Total		3-Point		F-Throw		Rebounds				pf		a	to	blk	stl	pts	avg
					fg-fga	fg%	3fg-fga	3fg%	ft-fa	ft%	off	def	tot	avg	off	def						
14	BURK, Marcus	11-11	352	32.0	68-173	.393	28-75	.373	19-30	.633	6	23	29	2.6	34	1	16	23	2	15	183	16.6
00	MINNETT, Jaylen	11-11	368	33.5	52-139	.374	33-90	.367	11-17	.647	5	32	37	3.4	18	0	32	21	1	12	148	13.5
13	WILLIAMS, Isaiah	10-5	234	23.4	30-69	.435	3-7	.429	26-50	.520	19	32	51	5.1	31	2	14	24	2	4	89	8.9
32	GOSS, Elijah	11-10	297	27.0	36-77	.468	0-3	.000	13-32	.406	41	64	105	9.5	26	0	6	21	8	6	85	7.7
23	WEATHERFORD, Gra	11-7	361	32.8	28-65	.431	8-19	.421	14-23	.609	12	25	37	3.4	27	0	25	30	2	14	78	7.1
30	TYSON, Zo	11-6	177	16.1	19-27	.704	0-0	.000	8-12	.667	12	21	33	3.0	29	0	7	10	7	3	46	4.2
02	JACKSON JR., Jamil	8-0	101	12.6	9-28	.321	5-17	.294	8-12	.667	0	6	6	0.8	8	0	4	11	0	0	31	3.9
10	DePERSIA, Mike	11-5	246	22.4	9-28	.321	1-11	.091	9-17	.529	6	11	17	1.5	20	0	26	13	0	11	28	2.5
11	KENYON, Brandon	7-0	36	5.1	4-10	.400	1-4	.250	4-5	.800	1	5	6	0.9	7	0	0	0	0	2	13	1.9
01	KEMP, Jakoby	3-0	17	5.7	2-9	.222	0-0	.000	0-0	.000	2	3	5	1.7	2	0	0	2	0	1	4	1.3
15	WHITE, Taveion	5-0	5	1.0	0-0	.000	0-0	.000	0-0	.000	0	0	0	0.0	1	0	0	0	0	0	0	0.0
20	STOLTZ, Sawyer	3-0	4	1.3	0-1	.000	0-0	.000	0-0	.000	0	0	0	0.0	0	0	0	0	0	0	0	0.0
12	TAYLOR, Marlon	3-0	2	0.7	0-0	.000	0-0	.000	0-0	.000	0	0	0	0.0	0	0	0	0	0	0	0	0.0
Team											14	14	28					3				
Total.....		11	2200		257-626	.411	79-226	.350	112-198	.566	118	236	354	32.2	203	3	130	158	22	68	705	64.1
Opponents.....		11	2200		329-654	.503	99-256	.387	150-195	.769	112	298	410	37.3	192	1	189	132	38	76	907	82.5

Home (3-3)

#	Player	gp-gs	min	avg	Total		3-Point		F-Throw		Rebounds				pf		a	to	blk	stl	pts	avg
					fg-fga	fg%	3fg-fga	3fg%	ft-fa	ft%	off	def	tot	avg	off	def						
14	BURK, Marcus	6-6	204	34.0	42-101	.416	17-45	.378	20-29	.690	2	11	13	2.2	14	0	19	12	2	11	121	20.2
00	MINNETT, Jaylen	6-6	207	34.5	36-88	.409	26-64	.406	8-10	.800	0	16	16	2.7	14	0	26	15	1	6	106	17.7
32	GOSS, Elijah	6-5	175	29.2	28-50	.560	0-2	.000	9-22	.409	27	53	80	13.3	16	0	4	10	8	5	65	10.8
13	WILLIAMS, Isaiah	5-4	123	24.6	18-35	.514	2-5	.400	14-25	.560	11	16	27	5.4	16	0	9	7	3	2	52	10.4
23	WEATHERFORD, Gra	6-4	202	33.7	14-33	.424	1-7	.143	12-16	.750	12	21	33	5.5	14	0	19	18	1	15	41	6.8
02	JACKSON JR., Jamil	5-0	76	15.2	8-30	.267	2-13	.154	3-4	.750	2	6	8	1.6	2	0	6	4	1	2	21	4.2
10	DePERSIA, Mike	6-3	122	20.3	7-17	.412	1-7	.143	6-11	.545	4	9	13	2.2	9	0	10	11	0	9	21	3.5
30	TYSON, Zo	6-2	60	10.0	6-9	.667	0-0	.000	2-2	1.000	5	10	15	2.5	6	0	1	3	4	1	14	2.3
11	KENYON, Brandon	2-0	10	5.0	1-4	.250	0-1	.000	0-0	.000	1	3	4	2.0	3	0	0	1	0	0	2	1.0
01	KEMP, Jakoby	1-0	2	2.0	0-1	.000	0-1	.000	0-0	.000	0	0	0	0.0	0	0	0	0	0	0	0	0.0
20	STOLTZ, Sawyer	1-0	4	4.0	0-0	.000	0-0	.000	0-0	.000	0	2	2	2.0	0	0	0	2	1	0	0	0.0
12	TAYLOR, Marlon	2-0	5	2.5	0-1	.000	0-0	.000	0-0	.000	0	1	1	0.5	0	0	0	1	0	1	0	0.0
15	WHITE, Taveion	2-0	10	5.0	0-1	.000	0-0	.000	0-0	.000	2	0	2	1.0	2	0	0	1	1	1	0	0.0
Team											12	14	26					4				
Total.....		6	1200		160-370	.432	49-145	.338	74-119	.622	78	162	240	40.0	96	0	94	89	22	53	443	73.8
Opponents.....		6	1200		161-380	.424	41-142	.289	52-71	.732	68	154	222	37.0	114	1	73	95	25	50	415	69.2

Road/Neutral (1-8)

Road/Neutral (1-8)					Total		3-Point		F-Throw		Rebounds											
#	Player	gp-gs	min	avg	fg-fga	fg%	3fg-fga	3fg%	ft-fa	ft%	off	def	tot	avg	pf	dq	a	to	blk	stl	pts	avg
14	BURK, Marcus	9-9	280	31.1	60-139	.432	27-62	.435	9-12	.750	6	26	32	3.6	28	1	8	21	0	12	156	17.3
00	MINNETT, Jaylen	9-9	295	32.8	37-107	.346	23-66	.348	11-16	.688	6	30	36	4.0	9	0	23	18	1	13	108	12.0
13	WILLIAMS, Isaiah	9-5	202	22.4	24-60	.400	2-4	.500	19-38	.500	16	24	40	4.4	27	2	8	23	2	4	69	7.7
23	WEATHERFORD, Gra	9-5	288	32.0	24-48	.500	8-16	.500	10-18	.556	6	21	27	3.0	19	0	20	21	1	10	66	7.3
32	GOSS, Elijah	9-7	221	24.6	24-57	.421	0-1	.000	11-21	.524	27	44	71	7.9	19	0	6	20	7	3	59	6.6
02	JACKSON JR., Jamil	7-0	82	11.7	8-26	.308	5-16	.313	8-12	.667	0	5	5	0.7	8	0	1	9	0	0	29	4.1
30	TYSON, Zo	9-6	152	16.9	15-24	.625	0-0	.000	6-10	.600	9	18	27	3.0	30	0	6	10	5	4	36	4.0
11	KENYON, Brandon	6-0	35	5.8	4-9	.444	1-4	.250	4-5	.800	1	5	6	1.0	7	0	0	0	0	2	13	2.2
10	DePERSIA, Mike	9-4	218	24.2	7-25	.280	0-10	.000	4-9	.444	6	10	16	1.8	19	0	21	13	0	9	18	2.0
01	KEMP, Jakob	3-0	17	5.7	2-9	.222	0-0	.000	0-0	.000	2	3	5	1.7	2	0	0	2	0	1	4	1.3
15	WHITE, Taveion	5-0	4	0.8	0-0	.000	0-0	.000	0-0	.000	0	0	0	0.0	1	0	0	0	0	0	0	0.0
20	STOLTZ, Sawyer	3-0	4	1.3	0-1	.000	0-0	.000	0-0	.000	0	0	0	0.0	0	0	0	0	0	0	0	0.0
12	TAYLOR, Marlon	3-0	2	0.7	0-0	.000	0-0	.000	0-0	.000	0	0	0	0.0	0	0	0	0	0	0	0	0.0
Team											13	7	20				5					
Total.....		9	1800		205-505	.406	66-179	.369	82-141	.582	92	193	285	31.7	169	3	93	142	16	58	558	62.0
Opponents.....		9	1800		262-528	.496	83-221	.376	118-164	.720	98	240	338	37.6	141	1	156	113	33	68	725	80.6

2019-2020 INDIVIDUAL SUPERLATIVES

	IUPUI	Opponent
Points	32- Burk vs. Loyola (Md.) (11/25/19)	26- Sean McDermott at Butler (11/6/19)
Field Goals Made	12- Burk vs. Loyola (Md.) (11/25/19)	10- twice
Field Goals Attempted	21- three times	17- twice
Highest FG Pct. (min. 5 made)	.714 (10-14)- Burk at South Florida (11/13/19)	.909 (10-11)- Sean McDermott at Butler (11/6/19)
3-Pt Field Goals Made	7- twice	6- New Williams at Fresno State (12/20/19)
3-Pt Field Goals Attempted	14- Burk vs. Southern (11/26/19)	11- twice
3-Pt FG Pct. (min. 3 made)	1.000 (5-5)- Weatherford at Fresno State (12/20/19)	1.000 (3-3)- Lamarcus Lee vs. Southern (11/26/19)
Free Throws Made	6- Burk vs. Cleveland State (12/30/19)	8- twice
Free Throws Attempted	10- twice	8- twice
Free Throw Pct. (min. 5 made)	.857 (6-7)- Burk vs. Cleveland State (12/30/19)	1.000 (8-8)- twice
Offensive Rebounds	11- Goss vs. Youngstown St. (12/28/19)	6- Orlando Robinson at Fresno State (12/20/19)
Defensive Rebounds	15- Goss at Morehead St. (12/4/19)	11- twice
Total Rebounds	21- Goss vs. IU South Bend (12/10/19)	15- twice
Assists	7- Minnett at South Florida (11/13/19)	10- Darrell Brown at Bradley (11/9/19)
Turnovers	6- twice	5- four times
Blocked Shots	4- Goss vs. IU South Bend (12/10/19)	6- Tahjai Teague at Ball St. (12/7/19)
Steals	5- Weatherford vs. Purdue Fort Wayne (12/14/19)	7- Laquincy Rideau at South Florida (11/13/19)
Minutes Played (regulation game)	39- Weatherford vs. Cleveland State (12/30/19)	40- Aaron Thompson at Butler (11/6/19)
Minutes Played (OT game)		

2019-2020 TEAM SUPERLATIVES

IUPUI High	IUPUI Low	Statistical Category	Opponent High	Opponent Low
80 - twice	47 - at Butler (11/6)	Points	102 - at Ball St. (12/7/19)	53 - at South Florida (11/13)
49 - Anderson (11/11)	12 - at Morehead St. (12/4)	1st Half Points	52 - at Fresno St. (12/20)	22 - IU South Bend (12/10)
46 - Cleveland St. (12/30)	21 - at Butler (11/6)	2nd Half Points	62 - at Ball St. (12/7/19)	17 - at South Florida (11/13)
29 - twice	19 - twice	Field Goals	35 - at Butler (11/6)	20 - at South Florida (11/13)
74 - IU South Bend (12/10)	49 - at South Florida (11/13)	Field Goal Attempts	71 - at Fresno St. (12/20)	44 - at Loyola (11/20)
.519 - Cleveland St. (12/30)	.302 - at Ball St. (12/7/19)	FG Percentage	.614 - at Loyola (11/20)	.324 - Anderson (11/11)
10 - three times	3 - at Butler (11/6)	3-Point Field Goals	15 - twice	4 - twice
27 - IU South Bend (12/10)	14 - at Ball St. (12/7/19)	3-Point Field Goal Att.	39 - at Fresno St. (12/20)	13 - Cleveland St. (12/30)
.526 - at South Florida (11/13)	.143 - at Butler (11/6)	3-Point FG Percentage	.563 - at Loyola (11/20)	.167 - Anderson (11/11)
16 - vs. Southern (11/26)	2 - at Butler (11/6)	Free Throws	23 - at Ball St. (12/7/19)	2 - IU South Bend (12/10)
28 - vs. Y'town St. (12/28)	8 - at Butler (11/6)	Free Throw Attempts	29 - at Ball St. (12/7/19)	3 - IU South Bend (12/10)
.893 - Cleveland St. (12/30)	.250 - at Butler (11/6)	Free Throw Percentage	.941 - at Fresno St. (12/20)	.429 - vs. Purdue FW (12/14)
22 - IU South Bend (12/10)	6 - vs. Purdue FW (12/14)	Offensive Rebounds	19 - at Fresno St. (12/20)	2 - at Loyola (11/20)
42 - Anderson (11/11)	16 - at Loyola (11/20)	Defensive Rebounds	35 - at Morehead St. (12/4)	17 - at South Florida (11/13)
58 - Anderson (11/11)	27 - twice	Total Rebounds	46 - three times	25 - at Loyola (11/20)
23 - twice	10 - IU South Bend (12/10)	Fouls	25 - vs. Y'town St. (12/28)	12 - at Morehead St. (12/4)
21 - Cleveland St. (12/30)	2 - at Ball St. (12/7/19)	Assists	21 - twice	8 - twice
23 - Anderson (11/11)	7 - vs. Evansville (11/30)	Turnovers	25 - IU South Bend (12/10)	7 - at Bradley (11/9)
8 - IU South Bend (12/10)	0 - three times	Blocked Shots	8 - twice	1 - three times
13 - IU South Bend (12/10)	2 - vs. Evansville (11/30)	Steals	14 - IU South Bend (12/10)	2 - vs. Southern (11/26)

2019-2020 GAME-BY-GAME LEADERS / STARTING FIVES

Opponent	Starting 5 (alphabetically)	Points	Rebounds	Assists	Blocks	Steals
#Tiffin	Burk-Goss-Minnett-Weatherford-Williams	Burk (31)	Goss (11)	Burk/Minnett (4)	Goss (4)	Burk (6)
at Butler	Burk-Goss-Minnett-Weatherford-Williams	Burk (17)	4 tied w/ (5)	DePersia/Tyson (2)	3 tied w/ (1)	Tyson (3)
at Bradley	Burk-Goss-Minnett-Weatherford-Williams	Minnett (17)	Goss (8)	Weatherford (4)	Goss (2)	Burk (2)
Anderson	Burk-DePersia-Minnett-Tyson-Williams	Burk (25)	Goss (10)	Weatherford (4)	3 tied w/ (1)	Burk (4)
at South Fla.	Burk-DePersia-Minnett-Tyson-Williams	Burk (26)	Burk (9)	Minnett (7)	Goss (1)	Minnett (4)
at Loyola (Ill.)	Burk-DePersia-Minnett-Tyson-Williams	Burk (23)	Goss (5)	DePersia (4)	none	DePersia (3)
vs. Loyola (Md.)	Burk-DePersia-Goss-Minnett-Tyson	Burk (32)	Goss (13)	Williams (5)	none	Minnett (3)
vs. Southern	Burk-DePersia-Goss-Minnett-Tyson	Burk (27)	Tyson/Williams (6)	Weatherford (4)	Tyson (3)	Weatherford (3)
Evansville	Burk-DePersia-Goss-Minnett-Tyson	Burk/Minnett (18)	Goss (9)	Minnett (4)	Burk (1)	Goss/Weatherford (1)
at Morehead St.	Burk-Goss-Minnett-Tyson-Weatherford	Weatherford (17)	Goss (17)	DePersia/Minnett (3)	Goss/Williams (2)	Minnett (3)
at Ball St.	Burk-Goss-Minnett-Tyson-Weatherford	Minnett (17)	Goss (9)	DePersia/Weatherford (1)	none	4 tied w/ (1)
IU South Bend	Burk-Goss-Minnett-Weatherford-Williams	Burk (21)	Goss (21)	3 tied w/ (3)	Goss (4)	DePersia (3)
Purdue Fort Wayne	Burk-Goss-Minnett-Weatherford-Williams	Burk (22)	Goss (11)	Weatherford (6)	4 tied w/ (1)	Weatherford (5)
at Fresno St.	Burk-Goss-Minnett-Weatherford-Williams	Weatherford (16)	Goss (7)	DePersia (3)	Tyson/Weatherford (1)	Weatherford (2)
*Youngstown St.	Burk-Goss-Minnett-Weatherford-Williams	Burk/Minnett (16)	Goss (18)	Minnett (6)	3 tied w/ (1)	4 tied w/ (2)
*Cleveland St.	Burk-DePersia-Goss-Minnett-Weatherford	Minnett (23)	Goss (11)	Minnett (6)	3 tied w/ (1)	Weatherford (3)
*at Milwaukee						
*at Green Bay						
*Wright St.						
*Northern Kentucky						
*UIC						
*at Detroit Mercy						
*at Oakland						
*at Cleveland St.						
*at Youngstown St.						
*Green Bay						
*Milwaukee						
*at Northern Kentucky						
*at Wright St.						
*at UIC						
*Oakland						
*Detroit Mercy						
HL 1st Rd.						
HL 2nd Rd.						
HL Semis						
HL Finals						

2019-2020 COMPARISON STATISTICS

Opponent	1st	2nd	Score	Mar	Total FG	FG Pct	3-Pointers	3FG Pct	Free Throws	FT Pct	Rebounds	Assist	T/Over	Block	Steal	Fouls
Butler	26/36	21/44	47-80	(33)	21-57/35-59	.368/.593	3-21/6-14	.143/.429	2-8/4-9	.250/.444	30/36 (6)	7/21	14/9	3/4	5/6	14/13
Bradley	23/47	33/43	56-90	(34)	19-54/32-67	.352/.478	7-24/9-27	.292/.333	11-17/17-22	.647/.773	30/46 (16)	10/19	15/7	2/2	4/4	18/15
ANDERSON (IN)	49/29	23/26	72-55	+17	29-68/22-68	.426/.324	8-26/4-24	.308/.167	6-14/7-12	.429/.583	58/33 +25	13/8	23/13	3/6	10/10	20/14
South Fla.	38/36	32/17	70-53	+17	25-49/20-54	.510/.370	10-19/5-23	.526/.217	10-13/8-18	.769/.444	30/35 (5)	15/8	22/23	1/3	10/12	18/14
Loyola Chicago	31/39	31/46	62-85	(23)	23-56/27-44	.411/.614	10-22/9-16	.455/.563	6-9/22-24	.667/.917	28/25 +3	13/16	15/14	0/4	6/7	20/15
Loyola Maryland	36/39	41/42	77-81	(4)	29-60/28-54	.483/.519	9-22/13-29	.409/.448	10-19/12-19	.526/.632	35/30 +5	16/20	19/17	0/2	11/11	23/16
Southern U.	42/38	35/45	77-83	(6)	27-56/34-60	.482/.567	7-20/7-17	.350/.412	16-24/8-12	.667/.667	30/36 (6)	13/17	10/12	4/1	4/2	17/21
EVANSVILLE	37/27	27/43	64-70	(6)	23-58/25-63	.397/.397	5-18/5-23	.278/.217	13-24/15-19	.542/.789	38/44 (6)	13/11	7/8	1/4	2/3	19/20
Morehead State	12/24	39/32	51-56	(5)	21-60/22-61	.350/.361	6-17/4-22	.353/.182	3-10/8-14	.300/.571	40/46 (6)	9/14	14/12	4/8	7/6	17/12
Ball St.	24/40	30/62	54-102	(48)	19-63/32-58	.302/.552	5-14/15-34	.357/.441	11-19/23-29	.579/.793	35/38 (3)	2/20	16/9	0/8	4/9	23/15
IND.-SOUTH BEND	44/22	36/38	80-60	+20	28-74/26-65	.378/.400	10-27/6-25	.370/.240	14-19/2-3	.737/.667	49/39 +10	13/10	17/25	8/7	13/14	10/18
PURDUE FORT WAYNE	42/30	32/35	74-65	+9	26-58/26-67	.448/.388	8-26/10-35	.308/.286	14-16/3-7	.875/.429	34/43 (9)	16/14	11/15	4/4	10/6	14/17
Fresno State	25/52	39/43	64-95	(31)	21-50/32-71	.420/.451	9-20/15-39	.450/.385	13-22/16-17	.591/.941	27/46 (19)	8/21	17/10	2/1	7/11	19/20
YOUNGSTOWN ST.	38/41	35/42	73-83	(10)	26-58/31-59	.448/.525	9-25/9-22	.360/.409	12-28/12-14	.429/.857	34/35 (1)	18/15	15/19	3/3	9/9	16/25
CLEVELAND ST.	34/37	46/45	80-82	(2)	28-54/31-58	.519/.534	9-23/7-13	.391/.538	15-18/13-16	.833/.813	27/28 (1)	21/15	16/15	3/1	9/8	17/20

Note: Game totals are displayed in the format TEAM/OPPONENT for each category

2019-2020 POINTS-REBOUNDS-ASSISTS

Opponent	Date	Score	00	01	02	10	11	12	13
			MINNETT,JA	KEMP,JAKOB	JACKSON JR	DEPERISIA,M	KENYON,BRA	TAYLOR,MAR	WILLIAMS,I
at Butler	11/06/19	47-80	L 7-5-0	DNP	DNP	0-2-2	DNP	DNP	3-4-1
at Bradley	11/09/19	56-90	L 17-3-2	DNP	6-2-0	2-2-1	0-1-0	DNP	9-5-1
ANDERSON (IN)	11/11/19	72-55	w 17-5-3	DNP	0-4-2	4-6-0	2-4-0	0-1-0	7-7-1
at South Fla.	11/13/19	70-53	w 17-3-7	DNP	3-0-0	4-4-3	DNP	DNP	9-2-0
at Loyola Chicago	11/20/19	62-85	L 6-4-3	DNP	7-0-0	4-2-4	3-2-0	0-0-0	9-4-1
vs Loyola Maryland	11/25/19	77-81	L 12-6-3	DNP	0-0-0	1-0-3	3-1-0	DNP	7-5-5
vs Southern U.	11/26/19	77-83	L 6-5-3	DNP	0-0-0	7-2-1	DNP	0-0-0	13-6-0
EVANSVILLE	11/30/19	64-70	L 18-4-4	DNP	DNP	1-1-1	DNP	DNP	15-8-3
at Morehead State	12/04/19	51-56	L 13-5-3	2-3-0	DNP	0-1-3	0-0-0	DNP	7-5-0
at Ball St.	12/07/19	54-102	L 17-3-0	2-2-0	3-2-0	0-2-1	0-0-0	DNP	2-4-0
IND.-SOUTH BEND	12/10/19	80-60	w 15-2-3	0-0-0	11-2-0	1-2-2	DNP	0-0-0	10-3-1
PURDUE FORT WAYNE	12/14/19	74-65	w 17-5-4	DNP	5-1-1	2-0-0	DNP	DNP	6-4-1
at Fresno State	12/20/19	64-95	L 13-2-2	0-0-0	10-1-1	0-1-3	7-2-0	0-0-0	10-5-0
YOUNGSTOWN ST.	12/28/19	73-83	L 16-0-6	DNP	3-1-1	2-0-3	DNP	DNP	14-5-3
CLEVELAND ST.	12/30/19	80-82	L 23-0-6	DNP	2-0-2	11-4-4	0-0-0	DNP	DNP

Opponent	Date	Score	14	15	20	23	30	32
			BURK,MARCU	WHITE,TAVE	STOLTZ,SAW	WEATHERFOR	TYSON,ZO	GOSS,ELYJA
at Butler	11/06/19	47-80	L 17-5-1	DNP	DNP	6-5-1	8-5-2	6-3-0
at Bradley	11/09/19	56-90	L 15-3-1	0-0-0	0-0-0	1-1-4	2-3-0	4-8-1
ANDERSON (IN)	11/11/19	72-55	w 25-2-2	0-2-0	0-2-0	6-9-4	0-3-0	11-10-1
at South Fla.	11/13/19	70-53	w 26-9-2	0-0-0	DNP	6-3-1	2-2-0	3-4-2
at Loyola Chicago	11/20/19	62-85	L 23-3-0	0-0-0	0-0-0	0-0-3	8-4-1	2-5-1
vs Loyola Maryland	11/25/19	77-81	L 32-3-1	DNP	DNP	4-5-4	4-1-0	14-13-0
vs Southern U.	11/26/19	77-83	L 27-2-2	0-0-0	DNP	6-1-4	8-6-2	10-5-1
EVANSVILLE	11/30/19	64-70	L 18-0-3	0-0-0	DNP	4-6-1	0-4-1	8-9-0
at Morehead State	12/04/19	51-56	L 8-4-1	DNP	DNP	17-2-1	0-2-0	4-17-1
at Ball St.	12/07/19	54-102	L 6-1-0	0-0-0	0-0-0	10-7-1	4-2-0	10-9-0
IND.-SOUTH BEND	12/10/19	80-60	w 21-1-3	DNP	DNP	3-7-3	2-3-0	17-21-1
PURDUE FORT WAYNE	12/14/19	74-65	w 22-4-4	DNP	DNP	14-4-6	0-1-0	8-11-0
at Fresno State	12/20/19	64-95	L 2-2-0	DNP	DNP	16-3-1	0-2-1	6-7-0
YOUNGSTOWN ST.	12/28/19	73-83	L 16-2-3	DNP	DNP	7-3-1	2-1-0	13-18-1
CLEVELAND ST.	12/30/19	80-82	L 19-4-4	DNP	DNP	7-4-4	10-3-0	8-11-1

ALL-TIME RESULTS

Date	Res.	Loc.	Score
Dec. 22, 1986	W	H	72-66
Dec. 21, 1987	L	A	75-90
Feb. 7, 1990	L	A	88-106
Nov. 18, 2011	L	A	49-62
Feb. 23, 2013	L	H	88-95
Nov. 19, 2014	W	A	70-68
Jan. 10, 2018	W	H	72-71
Feb. 16, 2018	W	A	76-71
Jan. 19, 2019	L	A	57-64
Feb. 22, 2019	W	H	67-60

shaded games denote IUPUI's Division I era
score totals in **bold** denote highest in series history

THE LAST MEETING - IUPUI 67, MILWAUKEE 60 (FEB. 22, 2019 - INDIANAPOLIS)

JAGUARS GET PAST MILWAUKEE LATE IN 67-60 VICTORY

INDIANAPOLIS (Feb 22, 2019) - The IUPUI basketball team found itself mixed in another close affair on Friday night (Feb. 22), but finished strong and came away victorious as the Jags outlasted Milwaukee, 67-60. Sophomore Jaylen Minnett scored a game-high 22 points off the Jaguars' bench and junior Camron Justice chimed in with 15 as IUPUI snapped a four-game skid and gave the program it's most victories since the 2010-11 campaign.

DeAndre Abram led Milwaukee (9-19, 4-11 HL) with 19 points and seven rebounds and Darius Roy pumped in 18 in the loss.

IUPUI (15-13, 7-8 HL) came up with timely baskets and even more timely defensive stops late after the game was tied at 54 all with 5:48 to play. The game featured 15 lead changes, the final coming when Minnett combined a stop and a bucket by collecting a steal near midcourt and racing to the other end for an uncontested layup, which sparked a pivotal 6-0 run. Senior center Ahmed Ismail contributed the final four points of the run as part of his 13-point, 8-rebound effort. The 7-foot-1 veteran scored on a pair of free throws and then dropped in an easy layup off a Justice assist with 2:43 left to make it 60-54.

MKE's Jake Wright banked in a long three with 1:45 left, but IUPUI countered when Ismail put back a Minnett miss with 1:16 left to retain the two possession lead. From there, IUPUI made enough free throws and took advantage of some Panther misses to escape victorious.

"I'm really proud of my guys," head coach Jason Gardner said. "I thought defensively we were pretty good in the second half and that was the difference in the ballgame. We forced them into some tough shots and I thought we did a better job of limiting them to one shot with our work on the glass in the second half.

"Jaylen really gave us a spark offensively tonight with his ability to make shots. He kind of got us going in the first half and carried it over to the second half. He's a confident kid and has the ability to make some really tough shots. I think you saw that tonight."

Milwaukee was doing the shot making in the game's early going as the Panthers made their first six three-point attempts en route to building a 30-24 lead. IUPUI clawed back to take a 37-36 lead at the break, despite the Panthers canning eight triples before intermission. IUPUI built a six-point lead early in the second half before Milwaukee fired back to build a 50-45 lead.

Minnett stroked a wing three with 9:56 to play to spark a personal 9-0 run that saw him score from beyond the arc, on a contested drive and then at the free throw line. He then dropped in a short baseline jumper to close the burst and give the Jags a four-point lead. Milwaukee scored the game's next four points before IUPUI ran away late.

IUPUI shot 43 percent in the win while limiting the Panthers to just 31 percent after halftime and 39 percent for the game. Evan Hall finished with six points, six rebounds and three blocked shots while Elyjah Goss returned from a two-game absence with six points and six boards of his own off the bench.

Wright closed with 12 points for the Panthers on four treys and Amir Allen had four points and a game-high 11 boards before fouling out.

The win was icing on an already celebratory evening as IUPUI retired the No. 21 jersey of Hall of Famer Matt Crenshaw during halftime. Crenshaw was joined on the court by nearly 20 former teammates and players he coached while current NBAer George Hill addressed the crowd as part of the celebration.

Milwaukee 60 • 9-19, 4-11 HL

#	Player	Total		3-Ptr		Rebounds		PF	TP	A	TO	Blk	Stl	Min
		FG-FGA	FG-PCT	FG-FGA	FG-PCT	Off	Def							
11	JOHNSON, Vance	0-2	0-0	0-0	0-0	0	0	0	4	0	2	0	0	11
12	ALLEN, Amir	2-5	0-0	0-2	0-0	4	7	11	5	4	1	0	1	32
00	BARNES, Bryce	1-4	0-1	2-2	1	2	3	3	4	1	0	0	0	29
01	ABRAM, DeAndre	5-15	3-8	6-9	3	4	7	1	19	0	3	0	1	38
20	ROY, Darius	7-15	3-6	1-3	0	3	3	2	18	3	5	1	2	38
02	ARTHUR-WILLIAMS, B.	1-1	1-1	0-0	0	1	1	3	3	2	1	0	0	17
04	SESSOMS, Wil	0-2	0-1	0-0	0	2	1	3	0	2	1	0	0	12
13	WRIGHT, Jake	4-8	4-7	0-0	0	1	1	2	12	1	1	1	0	23
Team						1		3						
Totals		20-52	11-25	9-16	9	23	32	23	60	10	13	3	3	200

FG % 1st Half: 12-26 46.2% 2nd half: 8-26 30.8% Game: 20-52 38.5% Deadball
3FG % 1st Half: 8-14 57.1% 2nd half: 3-11 27.3% Game: 11-25 44.0% Rebounds
FT % 1st Half: 4-6 66.7% 2nd half: 5-10 50.0% Game: 9-16 56.3%

IUPUI 67 • 15-13, 7-8 HL

#	Player	Total		3-Ptr		Rebounds		PF	TP	A	TO	Blk	Stl	Min
		FG-FGA	FG-PCT	FG-FGA	FG-PCT	Off	Def							
24	HALL, Evan	3-7	0-0	0-2	3	3	6	0	6	2	1	3	0	35
15	ISMAIL, Ahmed	5-6	0-0	3-5	1	7	8	3	13	1	1	0	0	28
05	JUSTICE, Camron	6-15	2-8	1-1	1	1	2	2	15	2	4	0	1	35
22	McCALL, D.J.	1-2	0-0	2-4	0	5	5	2	4	1	1	0	2	25
23	WEATHERFORD, Grant	0-3	0-1	1-2	0	1	1	2	1	2	0	0	3	32
00	MINNETT, Jaylen	6-17	3-10	7-8	0	3	3	2	22	1	0	0	2	26
10	ROGERS, Nick	0-0	0-0	0-0	0	0	0	0	0	0	1	0	0	3
32	GOSS, Elyjah	1-1	1-1	3-4	2	4	6	0	6	0	0	1	0	16
Team						4		2		2				
Totals		22-51	6-20	17-26	11	26	37	11	67	9	10	4	8	200

FG % 1st Half: 14-26 53.8% 2nd half: 8-25 32.0% Game: 22-51 43.1% Deadball
3FG % 1st Half: 4-11 36.4% 2nd half: 2-9 22.2% Game: 6-20 30.0% Rebounds
FT % 1st Half: 5-8 62.5% 2nd half: 12-18 66.7% Game: 17-26 65.4%

Officials: Bill McCarthy, Paul Szelc, Steve McJunkins
Technical fouls: Milwaukee-None. IUPUI-None.
Attendance: 1405
Matt Crenshaw's #21 jersey retired at halftime

Score by periods	1st	2nd	Total
Milwaukee	36	24	60
IUPUI	37	30	67

Last FG - MKE 2nd-01:45, IUPUI 2nd-01:16.
Largest lead - MKE by 6 1st-06:49, IUPUI by 7 2nd-00:03.
MKE led for 17:12. IUPUI led for 17:42. Game was tied for 05:06.

	In	Off	2nd	Fast
Points	Paint	T/O	Chance	Break
MKE	16	14	7	9
IUPUI	26	13	5	9

Score tied - 5 times.
Lead changed - 15 times.

SERIES BREAKDOWN

All-Time: IUPUI is 5-5 against Milwaukee

Current Streak: IUPUI has won 1

Longest IUPUI Winning Streak: 3 games (Nov. 19, 2014 - Feb. 16, 2018)

Longest IUPUI Losing Streak: 4 games (Dec. 21, 1987 - Feb. 23, 2013)

Last Matchup: IUPUI 67, Milwaukee 60 (Feb. 22, 2019 - Indianapolis, Ind.)

Record at Home: 3-1

Record in Milwaukee: 2-4

Neutral: 0-0

Last 10 Matchups: IUPUI is 5-5

Largest Win: 67-60 on Feb. 22, 2019

Slimmest Win: 72-71 on Jan. 10, 2018

Largest Defeat: 88-106 on Feb. 7, 1990

Slimmest Defeat: seven points (twice)



Byron Rimm II was named the program's interim head coach for the 2019-2020 season on Aug. 27, 2019, becoming the ninth head coach in program history. He originally joined the IUPUI program in October 2018 as the Jaguars' associate head coach.

In his first season on the Jaguars' sidelines, IUPUI's 16 wins were the program's most since a 19-win campaign in 2010-

11. Included in the wins was a benchmark road win at ACC foe Boston College and a win of the Niagara Regional of the Fort Myers Tip-Off Classic during non-conference play. The Jaguars were later selected to play in the 2019 CIT, earning the program's third postseason appearance in the Division I era.

Rimm has an extensive background in college basketball including having served as head coach at Prairie View A&M from 2006-15. During his time with the Panthers, the program ascended to new heights, including back-to-back appearances in the SWAC tournament championship game in 2013 and 2014. Before Prairie View, the Pensacola, Fla.-native gained valuable experience on the West Coast, which included assistant coaching stops at Pasadena City College and Chaffey Community College from 1997-2000.

He directed Cal State San Bernardino to a No. 3 national ranking in NCAA Division II during the 2000 campaign and then took over the reins as the head women's basketball coach at Texas College in Tyler, Texas, guiding the team to a 20-12 mark in his lone season. At the time, the 20-12 mark was the most successful season in program history. He then had a four-year run as the head men's coach with Jarvis Christian College before joining Prairie View A&M as an assistant for the 2005-06 season. He was promoted to the head coaching spot the following season at age 32.

He coached Prairie View A&M to winning seasons in 2008-09 and 2009-10 and won 115 games during his time as head coach. His 2014 squad boasted the highest APR ranking among SWAC teams and also registered the best score in program history.

Since then, Rimm has served as the director of basketball operations at Texas A&M Corpus Christi in 2016-17 and as an assistant at UC Riverside in 2017-18.

Rimm played at Ventura College and California State University Los Angeles before earning his degree from Cal State, Los Angeles in 1999. He earned his master's degree in education from American InterContinental University in 2005.



THE RIMM FILE

School: Cal State, Los Angeles, '99

Seasons with IUPUI:2nd season

Career Record:186-254 (14 years)

Division I Record:119-203 (10 years)

IUPUI Record: 4-11 (1 year)

Coaching Experience:

.....1997-99, Asst. Coach, Pasadena C.C.
 1999-00, Asst. Coach, Chaffey College
 2000-01, Asst. Coach, Cal State San Bernadino
 2001-02, Head Coach, Texas College (women)
 2002-05, Head Coach, Jarvis Christian
 2006-16, Head Coach, Prairie View A&M
 2016-17, Director of Ops., Texas A&M CC
 2017-18, Assistant Coach, UC Riverside
 2018-19, Associate Head Coach, IUPUI
2019-pres., Interim Head Coach, IUPUI



PLAYER BIOS



JAYLEN MINNETT

#0

Junior | Guard
6-1 | 180
Terre Haute, Ind.
Terre Haute South

Birthdate: July 24, 1999 (age 20)
Major: Sports Management

QUICK NOTES

2019 Horizon League 6th Man of the Year... his 78 3's made last season was the 7th-highest single-season total in IUPUI history... enters play having made 129 career 3's, ranking 9th on the program's all-time list... his 7.1 ppg scoring average as a frosh was the highest by an IUPUI rookie since Alex Young averaged 10.8 points per game in 2008-09... his 51 3's made in '17-18 were the most by a freshman in the program's D1-era... named to the Indiana All-Star Team... finished as Terre Haute South's all-time leading scorer (1,782 career pts).

CAREER/SEASON HIGHS

CAREER HIGH	CATEGORY	SEASON HIGH
28 vs. IU Northwest (12/12/18)	PTS	23 vs. Cleveland St. (12/30/2019)
6 vs. Loyola (Md.) (11/25/2019)	REB	6 vs. Loyola (Md.) (11/25/2019)
7 at South Florida (11/13/19)	AST	7 at South Florida (11/13/19)
9 vs. IU Northwest (12/12/18)	FG	8 vs. Cleveland St. (12/30/2019)
17 - 5x	FGA	17 - twice
7 vs. Cleveland St. (12/30/2019)	3FG	7 vs. Cleveland St. (12/30/2019)
13 - 3x	3FGA	13 vs. Cleveland St. (12/30/2019)
7 vs. Milwaukee (2/22/19)	FT	4 vs. Purdue Fort Wayne (12/14/19)
8 vs. Milwaukee (2/22/19)	FTA	4 - 3x
4 at South Florida (11/13/19)	STL	4 at South Florida (11/13/19)
1 - 5x	BLK	1 - twice
38 - twice	MIN	38 - twice

GAME-BY-GAME

Opponent	MIN	FG	3FG	FT	O-D-T	PF	A	TO	B	S	PTS
at Butler*	34	3-12	1-7	0-0	2-3-5	2	0	0	1	0	7
at Bradley*	29	5-11	5-8	2-2	0-3-3	0	2	2	0	0	17
Anderson*	29	6-14	4-10	1-2	0-5-5	3	3	1	0	1	17
at South Fla.*	34	5-14	4-9	3-3	1-2-3	0	7	4	0	4	17
at Loyola*	30	2-8	2-8	0-0	1-3-4	0	3	3	0	1	6
vs. Loyola (Md.)*	30	5-13	2-8	0-0	1-5-6	4	3	6	0	3	12
vs. Southern*	27	2-10	1-5	1-1	0-5-5	0	3	1	0	0	6
Evansville*	36	6-17	3-11	3-4	0-4-4	3	4	0	0	0	18
at Morehead St.*	38	5-17	2-7	1-3	1-4-5	1	3	0	0	3	13
at Ball St.*	35	6-12	4-7	1-3	0-3-3	0	0	1	0	1	17
IU South Bend*	35	5-12	5-10	0-0	0-2-2	2	3	5	1	2	15
Purdue FW*	36	5-16	3-11	4-4	0-5-5	0	4	2	0	0	17
at Fresno St.*	38	4-10	2-7	3-4	0-2-2	2	2	1	0	1	13
Youngstown St.*	34	6-13	4-9	0-0	0-0-0	3	6	6	0	1	16
Cleveland St.*	37	8-16	7-13	0-0	0-0-0	3	6	1	0	2	23
at Milwaukee											
at Green Bay											
Wright St.											
Northern Ky.											
UIC											
at Detroit Mercy											
at Oakland											
at Cleveland St.											
at Youngstown St.											
Green Bay											
Milwaukee											
at Northern Ky.											
at Wright St.											
at UIC											
Oakland											
Detroit Mercy											
HL 1st Round											
HL 2nd Round											
HL Semis											
HL Finals											

* denotes starter

CAREER STATS

Season	GP-GS	MIN-Avg	FG	Pct.	3FG	Pct.	FT	Pct.
2017-18	30-4	630-21.0	69-173	.399	51-126	.405	24-30	.800
2018-19	33-1	790-23.9	131-368	.356	78-247	.316	55-63	.873
2019-20	15-15	502-33.5	73-195	.374	49-130	.377	19-26	.731
TOTALS	78-20	1922-24.6	273-736	.371	178-503	.354	98-119	.824

REBOUNDS

Season	O-D-REB-AVG.	PF-DQ	AST	TO	BLK	STL	PTS-PPG
2017-18	12-24-36-1.2	42-0	35	39	1	14	213-7.1
2018-19	10-58-68-2.1	53-0	65	49	2	29	395-12.0
2019-20	6-46-52-3.5	23-0	49	33	2	19	214-14.3
TOTALS	28-128-156-2.0	118-0	149	121	5	62	822-10.5



JAKOBY KEMP

#1

Junior | Forward
6-8 | 190
Layton, Utah
Layton (Missouri/Salt Lake C.C.)

Birthdate: September 22, 1997 (age 22)
Major: General Studies

QUICK NOTES

Redshirted as a freshman at Missouri before transferring to play at Salt Lake Community College last season... helped Salt Lake to a 30-3 record and a trip to the NJCAA Tournament after winning the District I title... averaged 4.5 points and 2.6 rebounds per game as a freshman at Salt Lake... first-ever native of Utah in the IUPUI basketball program's history... older brother, Marcus, is a wide receiver for the Kansas City Chiefs (currently on IR) and played collegiately at Hawaii.

CAREER/SEASON HIGHS

CAREER HIGH	CATEGORY	SEASON HIGH
8 vs. IU Northwest (12/12/18)	PTS	2 - twice
4 at Cleveland State (2/16/19)	REB	3 at Morehead State (12/4/19)
1 vs. IU Kokomo (12/6/18)	AST	---
3 vs. IU Northwest (12/12/18)	FG	1 - twice
7 at Ball State (12/7/19)	FGA	7 at Ball State (12/7/19)
---	3FG	---
1 at Marshall (3/19/19)	3FGA	---
3 vs. IU Kokomo (12/6/18)	FT	---
4 vs. IU Kokomo (12/6/18)	FTA	---
1 - twice	STL	1 at Ball State (12/7/19)
1 vs. IU Kokomo (12/6/18)	BLK	---
11 - twice	MIN	11 at Ball State (12/7/19)

GAME-BY-GAME

Opponent	MIN	FG	3FG	FT	O-D-T	PF	A	TO	B	S	PTS
at Butler											DID NOT PLAY
at Bradley											DID NOT PLAY
Anderson											DID NOT PLAY
at South Fla.											DID NOT PLAY
at Loyola											DID NOT PLAY
vs. Loyola (Md.)											DID NOT PLAY
vs. Southern											DID NOT PLAY
Evansville											DID NOT PLAY
at Morehead St.	6	1-2	0-0	0-0	0-3-3	0	0	1	0	0	2
at Ball St.	11	1-7	0-0	0-0	2-0-2	1	0	0	0	1	2
IU South Bend	2	0-1	0-1	0-0	0-0-0	0	0	0	0	0	0
Purdue FW											DID NOT PLAY
at Fresno St.	0+	0-0	0-0	0-0	0-0-0	1	0	1	0	0	0
Youngstown St.											DID NOT PLAY
Cleveland St.											DID NOT PLAY
at Milwaukee											
at Green Bay											
Wright St.											
Northern Ky.											
UIC											
at Detroit Mercy											
at Oakland											
at Cleveland St.											
at Youngstown St.											
Green Bay											
Milwaukee											
at Northern Ky.											
at Wright St.											
at UIC											
Oakland											
Detroit Mercy											
HL 1st Round											
HL 2nd Round											
HL Semis											
HL Finals											

* denotes starter


CAREER STATS

Season	GP-GS	MIN-Avg	FG	Pct.	3FG	Pct.	FT	Pct.
2018-19	6-0	34-5.7	6-7	.857	0-1	.000	5-8	.625
2019-20	4-0	19-4.8	2-10	.200	0-1	.000	0-0	.000
TOTALS	10-0	53-5.3	8-17	.471	0-2	.000	5-8	.625

REBOUNDS

Season	O-D-REB-AVG.	PF-DQ	AST	TO	BLK	STL	PTS-PPG
2018-19	5-3-8-1.3	5-0	1	4	1	1	17-2.8
2019-20	2-3-5-1.5	2-0	0	2	0	1	4-1.0
TOTALS	7-6-13-1.3	7-0	1	6	1	2	21-2.1

PLAYER BIOS



JAMIL JACKSON JR. #2

Junior | Guard/Forward
6-6 | 190
Minneapolis, Minn.
Minneapolis North (Southern Utah)

Birthdate: Mar. 5, 1998 (age 21)
Major: General Studies

QUICK NOTES

Joined the IUPUI program in the summer of 2018 and sat out the 2018-19 season after transferring in from Southern Utah... limited to five games at SUU, totaling 14 points before missing the remainder of the season to injury... was an HM NJCAA All-American selection after averaging 16.3 ppg and 6.4 rpg as a freshman at Williston State in 2016-17... was named among the nation's Top 75 JUCO players after that season... hasn't played in a game since Nov. 25, 2017 when SUU lost at UNLV, 101-82... full name is Nieta Jamil Aki Jackson.

CAREER/SEASON HIGHS

CAREER HIGH	CATEGORY	SEASON HIGH
11 vs. IU South Bend (12/10/19)	PTS	11 vs. IU South Bend (12/10/19)
4 vs. Anderson (11/11/19)	REB	4 vs. Anderson (11/11/19)
2 - 4x	AST	2 - twice
4 - twice	FG	4 vs. IU South Bend (12/10/19)
13 vs. IU South Bend (12/10/19)	FGA	13 vs. IU South Bend (12/10/19)
2 - twice	3FG	2 - twice
5 at Fresno State (12/20/19)	3FGA	5 at Fresno State (12/20/19)
4 at Bradley (11/9/19)	FT	4 at Bradley (11/9/19)
5 at Bradley (11/9/19)	FTA	5 at Bradley (11/9/19)
1 - 4x	STL	1 - twice
1 - twice	BLK	1 vs. Purdue Fort Wayne (12/14/19)
24 at Fresno State (12/20/19)	MIN	24 at Fresno State (12/20/19)

GAME-BY-GAME

Opponent	MIN	FG	3FG	FT	O-D-T	PF	A	TO	B	S	PTS
at Butler					DID NOT PLAY						
at Bradley	19	1-5	0-3	4-5	0-2-2	1	0	1	0	0	6
Anderson	16	0-5	0-3	0-0	0-4-4	0	2	0	0	0	0
at South Fla.	9	1-4	1-3	0-0	0-0-0	2	0	2	0	0	3
at Loyola	5	2-3	2-2	1-2	0-0-0	0	0	1	0	0	7
vs. Loyola (Md.)	7	0-1	0-1	0-0	0-0-0	1	0	1	0	0	0
vs. Southern	2	0-0	0-0	0-0	0-0-0	0	0	0	0	0	0
Evansville					DID NOT PLAY						
at Morehead St.					DID NOT PLAY						
at Ball St.	16	1-4	0-2	1-2	0-2-2	1	0	2	0	0	3
IU South Bend	14	4-13	0-3	3-4	2-0-2	0	0	0	0	1	11
Purdue FW	17	2-6	1-3	0-0	0-1-1	0	1	0	1	1	5
at Fresno St.	24	3-9	2-5	2-3	0-1-1	3	1	2	0	0	10
Youngstown St.	8	1-1	1-1	0-0	0-1-1	1	1	2	0	0	3
Cleveland St.	20	1-5	0-3	0-0	0-0-0	1	2	2	0	0	2
at Milwaukee											
at Green Bay											
Wright St.											
Northern Ky.											
UIC											
at Detroit Mercy											
at Oakland											
at Cleveland St.											
at Youngstown St.											
Green Bay											
Milwaukee											
at Northern Ky.											
at Wright St.											
at UIC											
Oakland											
Detroit Mercy											
HL 1st Round											
HL 2nd Round											
HL Semis											
HL Finals											

* denotes starter

CAREER STATS

Season	GP-GS	MIN-Avg	FG	Pct.	3FG	Pct.	FT	Pct.
2017-18*	5-0	71-14.2	6-14	.429	0-3	.000	2-2	1.000
2019-20	12-0	158-13.2	16-56	.286	7-29	.241	11-16	.688
TOTALS	12-0	158-13.2	16-56	.286	7-29	.241	11-16	.688

REBOUNDS

Season	O-D-REB-AVG.	PF-DQ	AST	TO	BLK	STL	PTS-PPG
2017-18*	1-1-2-0.4	9-1	5	3	1	2	14-2.8
2019-20	2-11-13-1.1	10-0	7	13	1	2	50-4.2
TOTALS	2-11-13-1.1	10-0	7	13	1	2	50-4.2

*at Southern Utah | TOTALS only reflect IUPUI totals



MIKE DePERSIA #10

Freshman | Guard
5-11 | 170
Cherry Hill, N.J.
Haddonfield Memorial

Birthdate: Apr. 30, 2000 (age 19)
Major: Biomedical Engineering

QUICK NOTES

Named the South Jersey Player of the Decade... starting PG on two-time New Jersey state champion Haddonfield Memorial team... the DePersia family is one of just four families in New Jersey high school history to have three siblings all score 1,000 career points as his twin brothers, Nick and Rob, also hit for 1,000 career points... Nick and Rob later played at Rowan University in Glassboro, N.J.... Rob now serves as a graduate assistant on Villanova's MBB staff... played AAU for Team Speed/YIS AAU.

CAREER/SEASON HIGHS

CAREER HIGH	CATEGORY	SEASON HIGH
11 vs. Cleveland St. (12/30/2019)	PTS	11 vs. Cleveland St. (12/30/2019)
6 vs. Anderson (11/11/19)	REB	6 vs. Anderson (11/11/19)
4 - twice	AST	4 - twice
3 vs. Cleveland St. (12/30/2019)	FG	3 vs. Cleveland St. (12/30/2019)
6 at Loyola Chicago (11/20/19)	FGA	6 at Loyola Chicago (11/20/19)
1 vs. Cleveland St. (12/30/2019)	3FG	1 vs. Cleveland St. (12/30/2019)
3 at Bradley (11/9/19)	3FGA	3 at Bradley (11/9/19)
4 vs. Cleveland St. (12/30/2019)	FT	4 vs. Cleveland St. (12/30/2019)
5 vs. Southern (11/26/19)	FTA	5 vs. Southern (11/26/19)
3 - twice	STL	3 - twice
---	BLK	---
37 at Loyola Chicago (11/20/19)	MIN	37 at Loyola Chicago (11/20/19)

GAME-BY-GAME

Opponent	MIN	FG	3FG	FT	O-D-T	PF	A	TO	B	S	PTS
at Butler	26	0-1	0-1	0-0	0-2-2	2	2	1	0	0	0
at Bradley	22	1-4	0-3	0-1	0-2-2	2	1	0	0	0	2
Anderson*	33	2-4	0-2	0-1	1-5-6	2	0	5	0	1	4
at South Fla.*	30	2-3	0-1	0-0	2-2-4	3	3	3	0	2	4
at Loyola*	37	2-6	0-1	0-0	1-1-2	3	4	1	0	3	4
vs. Loyola (Md.)*	25	0-3	0-2	1-2	0-0-0	1	3	0	0	2	1
vs. Southern*	26	2-5	0-0	3-5	1-1-2	4	1	1	0	0	7
Evansville*	20	0-2	0-1	1-2	0-1-1	1	1	0	0	0	1
at Morehead St.	13	0-2	0-2	0-0	0-1-1	1	3	0	0	1	0
at Ball St.	15	0-1	0-0	0-1	2-0-2	2	1	2	0	0	0
IU South Bend	16	0-5	0-2	1-2	1-1-2	1	2	2	0	3	1
Purdue FW	15	1-2	0-1	0-0	0-0-0	2	0	1	0	1	2
at Fresno St.	24	0-1	0-0	0-0	0-1-1	1	3	5	0	1	0
Youngstown St.	14	1-1	0-0	0-2	0-0-0	0	3	0	0	2	2
Cleveland St.*	24	3-3	1-1	4-4	2-2-4	3	4	3	0	2	11
at Milwaukee											
at Green Bay											
Wright St.											
Northern Ky.											
UIC											
at Detroit Mercy											
at Oakland											
at Cleveland St.											
at Youngstown St.											
Green Bay											
Milwaukee											
at Northern Ky.											
at Wright St.											
at UIC											
Oakland											
Detroit Mercy											
HL 1st Round											
HL 2nd Round											
HL Semis											
HL Finals											

* denotes starter


CAREER STATS

Season	GP-GS	MIN-Avg	FG	Pct.	3FG	Pct.	FT	Pct.
2019-20	15-7	340-22.7	14-42	.333	1-17	.059	10-20	.500
TOTALS	15-7	340-22.7	14-42	.333	1-17	.059	10-20	.500

REBOUNDS

Season	O-D-REB-AVG.	PF-DQ	AST	TO	BLK	STL	PTS-PPG
2019-20	10-19-29-1.9	28-0	31	24	0	18	39-2.6
TOTALS	10-19-29-1.9	28-0	31	24	0	18	39-2.6

PLAYER BIOS



BRANDON KENYON #11

Sophomore | Forward/Center
6-10 | 225
Caledonia, Ontario
RISE Prep

Birthdate: February 18, 1999 (age 20)
Major: Criminal Justice

QUICK NOTES

First Canadian-born IUPUI player since 1998-1999 (Shaun Clarke), however Clarke red-shirted his lone season and never appeared in a game for the Jaguars... was a teammate of Duke's R.J. Barrett and Florida guard Andrew Nembhard while playing for the 17U Nike EYBL UPLAY Canada program... is one of 119 Canadians playing Division I basketball this season, 77 of whom are Ontario natives.

CAREER/SEASON HIGHS

CAREER HIGH	CATEGORY	SEASON HIGH
8 vs. IU Kokomo (12/6/18)	PTS	7 at Fresno State (12/20/19)
4 - twice	REB	4 vs. Anderson (11/11/19)
1 vs. IU Kokomo (12/6/18)	AST	---
3 vs. IU Kokomo (12/6/18)	FG	2 at Fresno State (12/20/19)
6 vs. IU Kokomo (12/6/18)	FGA	3 - twice
1 at Loyola Chicago (11/20/19)	3FG	1 at Loyola Chicago (11/20/19)
2 - twice	3FGA	2 at Loyola Chicago (11/20/19)
3 - twice	FT	3 at Fresno State (12/20/19)
3 - twice	FTA	3 at Fresno State (12/20/19)
1 - 4x	STL	1 - twice
1 - 2x	BLK	---
16 at Xavier (11/6/18)	MIN	9 - twice

GAME-BY-GAME

Opponent	MIN	FG	3FG	FT	O-D-T	PF	A	TO	B	S	PTS
at Butler					DID NOT PLAY						
at Bradley	5	0-0	0-0	0-0	0-1-1	3	0	0	0	1	0
Anderson	9	1-3	0-1	0-0	1-3-4	3	0	1	0	0	2
at South Fla.					DID NOT PLAY						
at Loyola	6	1-3	1-2	0-0	1-1-2	1	0	0	0	1	3
vs. Loyola (Md.)	9	1-2	0-1	1-2	0-1-1	2	0	0	0	0	3
vs. Southern					DID NOT PLAY						
Evansville					DID NOT PLAY						
at Morehead St.	2	0-0	0-0	0-0	0-0-0	0	0	0	0	0	0
at Ball St.	7	0-2	0-1	0-0	0-0-0	0	0	0	0	0	0
IU South Bend					DID NOT PLAY						
Purdue FW					DID NOT PLAY						
at Fresno St.	6	2-2	0-0	3-3	0-2-2	1	0	0	0	0	7
Youngstown St.					DID NOT PLAY						
Cleveland St.	1	0-1	0-0	0-0	0-0-0	0	0	0	0	0	0
at Milwaukee											
at Green Bay											
Wright St.											
Northern Ky.											
UIC											
at Detroit Mercy											
at Oakland											
at Cleveland St.											
at Youngstown St.											
Green Bay											
Milwaukee											
at Northern Ky.											
at Wright St.											
at UIC											
Oakland											
Detroit Mercy											
HL 1st Round											
HL 2nd Round											
HL Semis											
HL Finals											


* denotes starter

CAREER STATS

Season	GP-GS	MIN-Avg	FG	Pct.	3FG	Pct.	FT	Pct.
2018-19	7-0	42-6.0	6-16	.375	0-4	.000	6-9	.667
2019-20	8-0	45-5.6	5-13	.385	1-5	.200	4-5	.800
TOTALS	15-0	87-5.8	11-29	.379	1-9	.111	10-14	.714

REBOUNDS

Season	O-D-REB-AVG.	PF-DQ	AST	TO	BLK	STL	PTS-PPG
2018-19	2-6-8-1.1	6-1	1	1	2	2	18-2.6
2019-20	2-8-10-1.3	10-0	0	1	0	2	15-1.9
TOTALS	4-14-18-1.2	16-1	1	2	2	4	33-2.2



MARLON TAYLOR #12

R-Freshman | Guard/Forward
6-5 | 220
South Bend, Ind.
South Bend Riley (Indiana State)

Birthdate: Jan. 12, 2000 (age 19)
Major: Pre-Engineering

QUICK NOTES

Non-scholarship player joined IUPUI from Indiana State... granted immediate eligibility for the '19-20 season after only appearing in an exhibition game for the Sycamores (4 min, 2 reb vs. Rose-Hulman)... helped South Bend Riley to a 26-1 record and semistate runner-up finish his senior year... was one of four D1 players on his high school team, joining Damezi Anderson (Indiana), Shamar Dillard (Western Illinois) and Rylen Grundy (Fort Wayne)... also ran track in high school... won dunk contest at this year's Red-White Event.

CAREER/SEASON HIGHS

CAREER HIGH	CATEGORY	SEASON HIGH
---	PTS	---
1 vs. Anderson (11/11/19)	REB	1 vs. Anderson (11/11/19)
---	AST	---
---	FG	---
1 vs. Anderson (11/11/19)	FGA	1 vs. Anderson (11/11/19)
---	3FG	---
---	3FGA	---
---	FT	---
---	FTA	---
1 vs. Anderson (11/11/19)	STL	1 vs. Anderson (11/11/19)
---	BLK	---
4 vs. Anderson (11/11/19)	MIN	4 vs. Anderson (11/11/19)

GAME-BY-GAME

Opponent	MIN	FG	3FG	FT	O-D-T	PF	A	TO	B	S	PTS
at Butler					DID NOT PLAY						
at Bradley					DID NOT PLAY						
Anderson	4	0-1	0-0	0-0	0-1-1	0	0	1	0	1	0
at South Fla.					DID NOT PLAY						
at Loyola	2	0-0	0-0	0-0	0-0-0	0	0	0	0	0	0
vs. Loyola (Md.)					DID NOT PLAY						
vs. Southern	0+	0-0	0-0	0-0	0-0-0	0	0	0	0	0	0
Evansville					DID NOT PLAY						
at Morehead St.					DID NOT PLAY						
at Ball St.					DID NOT PLAY						
IU South Bend	1	0-0	0-0	0-0	0-0-0	0	0	0	0	0	0
Purdue FW					DID NOT PLAY						
at Fresno St.	0+	0-0	0-0	0-0	0-0-0	0	0	0	0	0	0
Youngstown St.					DID NOT PLAY						
Cleveland St.					DID NOT PLAY						
at Milwaukee											
at Green Bay											
Wright St.											
Northern Ky.											
UIC											
at Detroit Mercy											
at Oakland											
at Cleveland St.											
at Youngstown St.											
Green Bay											
Milwaukee											
at Northern Ky.											
at Wright St.											
at UIC											
Oakland											
Detroit Mercy											
HL 1st Round											
HL 2nd Round											
HL Semis											
HL Finals											

* denotes starter

CAREER STATS

Season	GP-GS	MIN-Avg	FG	Pct.	3FG	Pct.	FT	Pct.
2019-20	5-0	7-1.4	0-1	.000	0-0	.000	0-0	.000
TOTALS	5-0	7-1.4	0-1	.000	0-0	.000	0-0	.000

REBOUNDS

Season	O-D-REB-AVG.	PF-DQ	AST	TO	BLK	STL	PTS-PPG
2019-20	0-1-1-0.2	0-0	0	1	0	1	0-0.0
TOTALS	0-1-1-0.2	0-0	0	1	0	1	0-0.0

PLAYER BIOS



ISAIAH WILLIAMS
#13
 Junior | Guard/Forward
 6-8 | 225
 Dayton, Ohio
 Stivers School for the Arts (Pensacola St.)

Birthdate: Jan. 20, 1998 (age 21)
Major: General Studies

QUICK NOTES

Known by his teammates as Zay... well traveled wing is on his fourth school in four years... began his career at Akron (2016-17), but sat out as a redshirt... played freshman campaign at Liberty (2017-18), appearing in 30 games and making 10 starts while averaging 4.2 points and 2.2 rebounds per game... played last season at Pensacola State (Fla.) College, where he averaged 13.1 points and 5.4 rebounds per game... was a first-team All-City and 2nd team All-State honoree after his senior year at Stivers School for the Arts in Dayton.

CAREER/SEASON HIGHS

CAREER HIGH	CATEGORY	SEASON HIGH
15 vs. Evansville (11/30/19)	PTS	15 vs. Evansville (11/30/19)
8 vs. Evansville (11/30/19)	REB	8 vs. Evansville (11/30/19)
5 vs. Loyola (Md.) (11/25/2019)	AST	5 vs. Loyola (Md.) (11/25/2019)
5 vs. Evansville (11/30/19)	FG	5 vs. Evansville (11/30/19)
8 - 5x	FGA	8 - 5x
2 vs. Youngstown State (12/28/19)	3FG	2 vs. Youngstown State (12/28/19)
4 vs. Youngstown State (12/28/19)	3FGA	4 vs. Youngstown State (12/28/19)
9 vs. Clarks Summit (11/10/17)	FT	5 - 3x
11 vs. Clarks Summit (11/10/17)	FTA	10 vs. Evansville (11/30/19)
2 - twice	STL	2 - twice
2 - twice	BLK	2 - twice
32 vs. Evansville (11/30/19)	MIN	32 vs. Evansville (11/30/19)

GAME-BY-GAME

Opponent	MIN	FG	3FG	FT	O-D-T	PF	A	TO	B	S	PTS
at Butler*	26	1-5	0-0	1-5	2-2-4	3	1	3	0	0	3
at Bradley*	29	3-8	1-1	2-5	1-4-5	1	1	4	0	1	9
Anderson*	18	3-8	0-1	1-5	3-4-7	4	1	1	0	0	7
at South Fla.*	26	3-6	1-1	2-4	1-1-2	4	0	2	0	0	9
at Loyola*	19	2-6	0-1	5-6	2-2-4	5	1	4	0	0	9
vs. Loyola (Md.)	23	3-5	0-0	1-3	1-4-5	2	5	2	0	2	7
vs. Southern	25	4-7	0-0	5-8	4-2-6	1	0	0	0	0	13
Evansville	32	5-7	0-0	5-10	2-6-8	4	3	3	0	0	15
at Morehead St.	21	3-8	0-0	1-4	2-3-5	4	0	5	2	0	7
at Ball St.*	19	1-7	0-0	0-0	1-3-4	5	0	2	0	0	2
IU South Bend*	24	3-7	0-0	4-4	3-0-3	0	1	1	2	2	10
Purdue FW*	23	3-5	0-0	0-0	1-3-4	4	1	2	1	0	6
at Fresno St.*	14	4-8	0-1	2-3	2-3-5	2	0	1	0	1	10
Youngstown St.*	26	4-8	2-4	4-6	2-3-5	4	3	0	0	0	14
Cleveland St.	DID NOT PLAY										
at Milwaukee											
at Green Bay											
Wright St.											
Northern Ky.											
UIC											
at Detroit Mercy											
at Oakland											
at Cleveland St.											
at Youngstown St.											
Green Bay											
Milwaukee											
at Northern Ky.											
at Wright St.											
at UIC											
Oakland											
Detroit Mercy											
HL 1st Round											
HL 2nd Round											
HL Semis											
HL Finals											

* denotes starter


CAREER STATS

Season	GP-GS	MIN-Avg	FG	Pct.	3FG	Pct.	FT	Pct.
2017-18*	30-10	420-14.0	41-90	.456	3-10	.300	40-68	.588
2019-20	14-9	325-23.2	42-95	.445	4-9	.444	33-63	.524
TOTALS	14-9	325-23.2	42-95	.445	4-9	.444	33-63	.524

REBOUNDS

Season	O-D-REB-AVG.	PF-DQ	AST	TO	BLK	STL	PTS-PPG
2017-18*	24-41-65-2.2	58-2	22	40	6	9	125-4.2
2019-20	27-40-67-4.8	43-2	17	30	5	6	121-8.6
TOTALS	27-40-67-4.8	43-2	17	30	5	6	121-8.6

*at Liberty | TOTALS only reflect IUPUI totals



MARCUS BURK
#14
 Junior | Guard
 6-3 | 205
 Indianapolis, Ind.
 Franklin Central (Campbell)

Birthdate: Sept. 27, 1997 (age 22)
Major: General Studies

QUICK NOTES

Born in Gary, Ind.... Indianapolis-native returned to the city last summer and sat out last season after playing two years at Campbell... played in 69 games and averaged 11.2 points per game at Campbell, while connecting on 158 3's in his two seasons... averaged 15 points per game as a sophomore, connecting on 91 3's for the season... was the Big South POTW on Nov. 27, 2017 after averaging 24.3 points per game over a 4-game stretch... he and Campbell teammate Chris Clemons (42 pts, 10-14 3's) each hit 10 3's in a game against Liberty on Jan. 22, 2018.

CAREER/SEASON HIGHS

CAREER HIGH	CATEGORY	SEASON HIGH
33 at UNCM (11/18/17)	PTS	32 vs. Loyola (Md.) (11/25/2019)
7 at East Carolina (12/4/17)	REB	9 at South Florida (11/13/19)
7 vs. The Citadel (12/14/17)	AST	4 - twice
12 - 3x	FG	12 vs. Loyola (Md.) (11/25/2019)
21 - 3x	FGA	21 - 3x
10 at Liberty (1/23/18)	3FG	7 vs. Loyola (Md.) (11/25/2019)
16 at Liberty (1/23/18)	3FGA	14 vs. Southern (11/26/19)
6 - twice	FT	6 vs. Cleveland St. (12/30/2019)
9 vs. Youngstown State (12/28/19)	FTA	9 vs. Youngstown State (12/28/19)
4 - twice	STL	4 vs. Anderson (11/11/19)
2 vs. The Citadel (12/14/17)	BLK	1 - twice
41 vs. Gardner-Webb (1/3/18)	MIN	38 - twice

GAME-BY-GAME

Opponent	MIN	FG	3FG	FT	O-D-T	PF	A	TO	B	S	PTS
at Butler*	37	7-21	2-11	1-1	2-3-5	1	1	5	0	1	17
at Bradley*	27	6-13	1-5	2-2	0-3-3	4	1	1	0	2	15
Anderson*	31	10-19	4-9	1-1	0-2-2	1	2	2	0	4	25
at South Fla.*	35	10-14	4-5	2-2	2-7-9	3	2	5	0	1	26
at Loyola*	34	9-19	5-8	0-0	0-3-3	3	0	1	0	1	23
vs. Loyola (Md.)*	33	12-21	7-10	1-2	0-3-3	4	1	2	0	2	32
vs. Southern*	38	10-21	6-14	1-1	1-1-2	4	2	2	0	1	27
Evansville*	34	7-19	2-6	2-4	0-0-0	4	3	2	1	0	18
at Morehead St.*	36	3-12	1-4	1-2	1-3-4	3	1	2	0	2	8
at Ball St.*	24	2-8	1-3	1-2	0-1-1	5	0	2	0	1	6
IU South Bend*	31	7-20	5-10	2-2	0-1-1	3	3	3	0	1	21
Purdue FW*	35	7-14	3-8	5-6	0-4-4	1	4	0	0	2	22
at Fresno St.*	16	1-10	0-2	0-0	0-2-2	1	0	1	0	1	2
Youngstown St.*	38	5-17	2-8	4-9	1-1-2	2	3	0	1	2	16
Cleveland St.*	35	6-12	1-4	6-7	1-3-4	3	4	5	0	2	19
at Milwaukee											
at Green Bay											
Wright St.											
Northern Ky.											
UIC											
at Detroit Mercy											
at Oakland											
at Cleveland St.											
at Youngstown St.											
Green Bay											
Milwaukee											
at Northern Ky.											
at Wright St.											
at UIC											
Oakland											
Detroit Mercy											
HL 1st Round											
HL 2nd Round											
HL Semis											
HL Finals											

* denotes starter

CAREER STATS

Season	GP-GS	MIN-Avg	FG	Pct.	3FG	Pct.	FT	Pct.
2016-17*	36-12	754-20.9	96-224	.429	67-167	.401	29-37	.784
2017-18*	33-32	1050-31.8	173-353	.490	91-226	.403	51-60	.850
2019-20	15-15	484-32.3	102-240	.425	44-107	.411	29-41	.707
TOTALS	15-15	484-32.3	102-240	.425	44-107	.411	29-41	.707

REBOUNDS

Season	O-D-REB-AVG.	PF-DQ	AST	TO	BLK	STL	PTS-PPG
2016-17*	9-78-87-2.4	51-0	28	25	3	17	288-8.0
2017-18*	19-100-119-3.6	58-1	38	45	8	42	488-14.8
2019-20	8-37-45-3.0	42-1	27	33	2	23	277-18.5
TOTALS	8-37-45-3.0	42-1	27	33	2	23	277-18.5

*at Campbell | TOTALS only reflect IUPUI totals

PLAYER BIOS



TAVEION WHITE

#15

Freshman | Forward
6-7 | 190
Prosper, Texas
PHS Academy

Birthdate: Nov. 25, 1999 (age 20)
Major: Business

QUICK NOTES

Known as Taye by his teammates... Texas-native played at PHS (Fla.) Academy as a post-grad in 2018-19 where he was one of 14 who went on to play college basketball, four at the D1 level... was a 1st Team All-District selection after his senior year at Prosper (Texas) High School... chose IUPUI over offers from Buffalo, Oral Roberts, Presbyterian and USC Upstate.



SAWYER STOLTZ

#20

Freshman | Forward
6-9 | 200
Huntington, Ind.
Huntington North

Birthdate: May 3, 2000 (age 19)
Major: Biology

QUICK NOTES

Non-scholarship addition to the team played three seasons at Huntington North where he was an HM All-State honoree following a senior year in which he averaged 13.2 points and 5.8 rebounds per game... was a 2nd team Northeast 8 Conference (NE8) honoree... played AAU basketball for Indiana Elite.

CAREER/SEASON HIGHS

CAREER HIGH	CATEGORY	SEASON HIGH
---	PTS	---
2 vs. Anderson (11/11/19)	REB	2 vs. Anderson (11/11/19)
---	AST	---
---	FG	---
1 vs. Anderson (11/11/19)	FGA	1 vs. Anderson (11/11/19)
---	3FG	---
---	3FGA	---
---	FT	---
---	FTA	---
1 vs. Anderson (11/11/19)	STL	1 vs. Anderson (11/11/19)
1 vs. Anderson (11/11/19)	BLK	1 vs. Anderson (11/11/19)
9 vs. Anderson (11/11/19)	MIN	9 vs. Anderson (11/11/19)

GAME-BY-GAME

Opponent	MIN	FG	3FG	FT	O-D-T	PF	A	TO	B	S	PTS
at Butler					DID NOT PLAY						
at Bradley	0+	0-0	0-0	0-0	0-0-0	0	0	0	0	0	0
Anderson	9	0-1	0-0	0-0	2-0-2	2	0	1	1	1	0
at South Fla.	0+	0-0	0-0	0-0	0-0-0	0	0	0	0	0	0
at Loyola	1	0-0	0-0	0-0	0-0-0	0	0	0	0	0	0
vs. Loyola (Md.)					DID NOT PLAY						
vs. Southern	0+	0-0	0-0	0-0	0-0-0	0	0	0	0	0	0
Evansville	1	0-0	0-0	0-0	0-0-0	0	0	0	0	0	0
at Morehead St.					DID NOT PLAY						
at Ball St.	3	0-0	0-0	0-0	0-0-0	1	0	0	0	0	0
IU South Bend					DID NOT PLAY						
Purdue FW					DID NOT PLAY						
at Fresno St.					DID NOT PLAY						
Youngstown St.					DID NOT PLAY						
Cleveland St.					DID NOT PLAY						
at Milwaukee											
at Green Bay											
Wright St.											
Northern Ky.											
UIC											
at Detroit Mercy											
at Oakland											
at Cleveland St.											
at Youngstown St.											
Green Bay											
Milwaukee											
at Northern Ky.											
at Wright St.											
at UIC											
Oakland											
Detroit Mercy											
HL 1st Round											
HL 2nd Round											
HL Semis											
HL Finals											

* denotes starter

CAREER STATS

Season	GP-GS	MIN-Avg	FG	Pct.	3FG	Pct.	FT	Pct.
2019-20	7-0	14-2.0	0-1	.000	0-0	.000	0-0	.000
TOTALS	7-0	14-2.0	0-1	.000	0-0	.000	0-0	.000

REBOUNDS

Season	O-D-REB-AVG.	PF-DQ	AST	TO	BLK	STL	PTS-PPG
2019-20	2-0-2-0.3	3-0	0	1	1	1	0-0.0
TOTALS	2-0-2-0.3	2-0	0	1	1	1	0-0.0

CAREER/SEASON HIGHS

CAREER HIGH	CATEGORY	SEASON HIGH
---	PTS	---
2 vs. Anderson (11/11/19)	REB	2 vs. Anderson (11/11/19)
---	AST	---
---	FG	---
1 at Bradley (11/9/19)	FGA	1 at Bradley (11/9/19)
---	3FG	---
---	3FGA	---
---	FT	---
---	FTA	---
---	STL	---
1 vs. Anderson (11/11/19)	BLK	1 vs. Anderson (11/11/19)
4 vs. Anderson (11/11/19)	MIN	4 vs. Anderson (11/11/19)

GAME-BY-GAME

Opponent	MIN	FG	3FG	FT	O-D-T	PF	A	TO	B	S	PTS
at Butler					DID NOT PLAY						
at Bradley	1	0-1	0-0	0-0	0-0-0	0	0	0	0	0	0
Anderson	4	0-0	0-0	0-0	0-2-2	0	0	2	1	0	0
at South Fla.					DID NOT PLAY						
at Loyola	1	0-0	0-0	0-0	0-0-0	0	0	0	0	0	0
vs. Loyola (Md.)					DID NOT PLAY						
vs. Southern					DID NOT PLAY						
Evansville					DID NOT PLAY						
at Morehead St.					DID NOT PLAY						
at Ball St.	2	0-0	0-0	0-0	0-0-0	0	0	0	0	0	0
IU South Bend					DID NOT PLAY						
Purdue FW					DID NOT PLAY						
at Fresno St.					DID NOT PLAY						
Youngstown St.					DID NOT PLAY						
Cleveland St.					DID NOT PLAY						
at Milwaukee											
at Green Bay											
Wright St.											
Northern Ky.											
UIC											
at Detroit Mercy											
at Oakland											
at Cleveland St.											
at Youngstown St.											
Green Bay											
Milwaukee											
at Northern Ky.											
at Wright St.											
at UIC											
Oakland											
Detroit Mercy											
HL 1st Round											
HL 2nd Round											
HL Semis											
HL Finals											

* denotes starter

CAREER STATS

Season	GP-GS	MIN-Avg	FG	Pct.	3FG	Pct.	FT	Pct.
2019-20	4-0	8-2.0	0-1	.000	0-0	.000	0-0	.000
TOTALS	4-0	8-2.0	0-1	.000	0-0	.000	0-0	.000

REBOUNDS

Season	O-D-REB-AVG.	PF-DQ	AST	TO	BLK	STL	PTS-PPG
2019-20	0-2-2-0.5	0-0	0	2	1	0	0-0.0
TOTALS	0-2-2-0.5	0-0	0	2	1	0	0-0.0

PLAYER BIOS



GRANT WEATHERFORD #23

Junior | Guard
6-2 | 195
Cicero, Ind.
Hamilton Heights (Purdue/Midland J.C.)

Birthdate: August 7, 1996 (age 23)
Major: General Studies

QUICK NOTES

Began his college career by redshirting in 2015-16 at Purdue before transferring to Midland [Tex.] College for the 2016-17 season... was granted a clock extension in December 2018, effectively, making him a junior... comes from a family filled with athletes as brother Sterling is a sophomore DB on the Miami (Ohio) football team, older sister Dakota played basketball at Evansville & Louisville and oldest brother Austin played basketball at Rose Hulman... also garnered D1 football interest as a WR (155 catches, 60 TDs in high school).

CAREER/SEASON HIGHS

CAREER HIGH	CATEGORY	SEASON HIGH
21 vs. Green Bay (2/24/19)	PTS	17 at Morehead State (12/4/19)
9 - 2x	REB	9 vs. Anderson (11/11/19)
6 - 3x	AST	6 vs. Purdue Fort Wayne (12/14/19)
7 at Morehead State (12/4/19)	FG	7 at Morehead State (12/4/19)
12 vs. Green Bay (2/24/19)	FGA	10 at Morehead State (12/4/19)
5 - 2x	3FG	5 at Fresno State (12/20/19)
6 vs. Green Bay (2/24/19)	3FGA	5 at Fresno State (12/20/19)
7 - 2x	FT	5 vs. Purdue Fort Wayne (12/14/19)
8 vs. Western Illinois (12/15/18)	FTA	6 vs. Purdue Fort Wayne (12/14/19)
5 vs. Purdue Fort Wayne (12/14/19)	STL	5 vs. Purdue Fort Wayne (12/14/19)
1 - 6x	BLK	1 - twice
39 vs. Cleveland St. (12/30/2019)	MIN	39 vs. Cleveland St. (12/30/2019)

GAME-BY-GAME

Opponent	MIN	FG	3FG	FT	O-D-T	PF	A	TO	B	S	PTS
at Butler*	30	3-5	0-1	0-2	2-3-5	1	1	1	0	0	6
at Bradley*	32	0-6	0-4	1-2	0-1-1	1	4	4	0	0	1
Anderson	23	3-3	0-0	0-0	3-6-9	1	4	3	0	2	6
at South Fla.	34	2-2	0-0	2-2	0-3-3	1	1	1	0	2	6
at Loyola	27	0-2	0-0	0-0	0-0-0	2	3	1	0	0	0
vs. Loyola (Md.)	29	1-3	0-0	2-4	1-4-5	3	4	4	0	2	4
vs. Southern	32	2-4	0-1	2-2	0-1-1	3	4	2	0	3	6
Evansville	31	1-4	0-0	2-2	3-3-6	2	1	1	0	1	4
at Morehead St.*	38	7-10	3-4	0-1	1-1-2	3	1	1	0	1	17
at Ball St.*	31	4-8	0-1	2-3	1-6-7	3	1	4	0	0	10
IU South Bend*	37	1-4	0-1	1-3	2-5-7	1	3	4	0	2	3
Purdue FW*	35	4-7	1-3	5-6	1-3-4	3	6	1	0	5	14
at Fresno St.*	35	5-8	5-5	1-2	1-2-3	2	1	3	1	2	16
Youngstown St.*	37	3-8	0-1	1-1	0-3-3	3	1	5	0	2	7
Cleveland St.*	39	2-7	0-2	3-4	3-1-4	4	4	4	1	3	7
at Milwaukee											
at Green Bay											
Wright St.											
Northern Ky.											
UIC											
at Detroit Mercy											
at Oakland											
at Cleveland St.											
at Youngstown St.											
Green Bay											
Milwaukee											
at Northern Ky.											
at Wright St.											
at UIC											
Oakland											
Detroit Mercy											
HL 1st Round											
HL 2nd Round											
HL Semis											
HL Finals											

* denotes starter

CAREER STATS

Season	GP-GS	MIN-Avg	FG	Pct.	3FG	Pct.	FT	Pct.
2018-19	33-33	861-26.1	70-142	.493	11-24	.458	52-72	.722
2019-20	15-9	490-32.7	38-81	.469	9-23	.391	22-34	.647
TOTALS	48-42	1351-28.1	108-223	.484	20-47	.426	74-106	.698

REBOUNDS

Season	O-D-REB-AVG.	PF-DQ	AST	TO	BLK	STL	PTS-PPG
2018-19	25-75-100-3.0	86-3	83	49	4	38	203-6.2
2019-20	18-42-60-4.0	33-0	39	39	2	25	107-7.1
TOTALS	43-117-160-3.3	119-3	122	88	6	63	310-6.5



ZO TYSON

#30

Grad Student | Forward
6-9 | 195
Fayetteville, N.C.
Trinity Christian (Colorado State)

Birthdate: Oct. 18, 1995 (age 24)
Major: Sports Journalism

QUICK NOTES

Oldest student-athlete on the team, pursuing a Master's degree in sports journalism... missed the Jaguars' exhibition game due to injury... graduate-transfer will play his final season at IUPUI after spending the past two years at Colorado State... played his first two seasons at Cafe Fear C.C., including averaging 14.0 points and 8.4 rebounds per game as a sophomore... actual first name is Lonzia, but he opts to go by Zo.

CAREER/SEASON HIGHS

CAREER HIGH	CATEGORY	SEASON HIGH
10 vs. Cleveland St. (12/30/2019)	PTS	10 vs. Cleveland St. (12/30/2019)
6 vs. Southern (11/26/19)	REB	6 vs. Southern (11/26/19)
2 - 3x	AST	2 - twice
4 - 3x	FG	4 - 3x
5 at Butler (11/6/19)	FGA	5 at Butler (11/6/19)
---	3FG	---
---	3FGA	---
4 - twice	FT	4 vs. Southern (11/26/19)
6 vs. Southern (11/26/19)	FTA	6 vs. Southern (11/26/19)
3 at Butler (11/6/19)	STL	3 at Butler (11/6/19)
3 vs. Southern (11/26/19)	BLK	3 vs. Southern (11/26/19)
27 at Butler (11/6/19)	MIN	27 at Butler (11/6/19)

GAME-BY-GAME

Opponent	MIN	FG	3FG	FT	O-D-T	PF	A	TO	B	S	PTS
at Butler	27	4-5	0-0	0-0	3-2-5	4	2	2	1	3	8
at Bradley	13	1-1	0-0	0-0	1-2-3	4	0	2	0	0	2
Anderson*	9	0-2	0-0	0-0	0-3-3	2	0	2	0	0	0
at South Fla.*	11	1-2	0-0	0-0	0-2-2	4	0	1	0	1	2
at Loyola*	22	4-4	0-0	0-1	1-3-4	4	1	1	0	0	8
vs. Loyola (Md.)*	13	2-3	0-0	0-0	0-1-1	4	0	0	0	0	4
vs. Southern*	25	2-3	0-0	4-6	1-5-6	2	2	0	3	0	8
Evansville*	18	0-0	0-0	0-0	1-3-4	0	1	0	0	0	0
at Morehead St.*	17	0-3	0-0	0-0	1-1-2	1	0	1	0	0	0
at Ball St.*	10	1-3	0-0	2-2	2-0-2	3	0	1	0	0	4
IU South Bend	8	1-2	0-0	0-0	2-1-3	0	0	0	1	1	2
Purdue FW	7	0-0	0-0	0-0	0-1-1	1	0	0	1	0	0
at Fresno St.	14	0-0	0-0	0-1	0-2-2	4	1	2	1	0	0
Youngstown St.	7	1-1	0-0	0-0	0-1-1	0	0	1	1	0	2
Cleveland St.	11	4-4	0-0	2-2	2-1-3	0	0	0	1	0	10
at Milwaukee											
at Green Bay											
Wright St.											
Northern Ky.											
UIC											
at Detroit Mercy											
at Oakland											
at Cleveland St.											
at Youngstown St.											
Green Bay											
Milwaukee											
at Northern Ky.											
at Wright St.											
at UIC											
Oakland											
Detroit Mercy											
HL 1st Round											
HL 2nd Round											
HL Semis											
HL Finals											

* denotes starter

CAREER STATS


Season	GP-GS	MIN-Avg	FG	Pct.	3FG	Pct.	FT	Pct.
2018-19*	12-0	62-5.2	3-6	.500	0-0	.000	5-9	.556
2019-20	15-8	212-14.1	21-33	.636	0-0	.000	8-12	.667
TOTALS	15-8	212-14.1	21-33	.636	0-0	.000	8-12	.667

REBOUNDS

Season	O-D-REB-AVG.	PF-DQ	AST	TO	BLK	STL	PTS-PPG
2018-19*	2-11-13-1.1	9-0	6	5	5	1	11-0.9
2019-20	14-28-42-2.8	36-0	7	13	9	5	50-3.3
TOTALS	14-28-42-2.8	36-0	7	13	9	5	50-3.3

* at Colorado State / TOTALS only reflect IUPUI totals

PLAYER BIOS



ELYJAH GOSS

#32

Junior | Forward
6-7 | 195
Bolingbrook, Ill.
Plainfield East

Birthdate: April 28, 1998 (age 21)
Major: Sports Management

QUICK NOTES

Late bloomer redshirted his first season at IUPUI before taking over a starting role last season and leading the team in rebounding... was an honorable mention All-State selection as a senior at Plainfield (Ill.) East High School after racking up 16 double-doubles and shooting a school record 56 percent from the floor... is the only player in Plainfield East history to average a double-double for a full season.

CAREER/SEASON HIGHS

CAREER HIGH	CATEGORY	SEASON HIGH
17 vs. IU South Bend (12/10/19)	PTS	17 vs. IU South Bend (12/10/19)
21 vs. IU South Bend (12/10/19)	REB	21 vs. IU South Bend (12/10/19)
3 - 2x	AST	2 at South Florida (11/13/19)
7 vs. IU South Bend (12/10/19)	FG	7 vs. IU South Bend (12/10/19)
11 at Ball State (12/7/19)	FGA	11 at Ball State (12/7/19)
2 at Boston College (11/14/18)	3FG	---
3 vs. Eastern Illinois (11/10/18)	3FGA	2 vs. Youngstown State (12/28/19)
6 vs. Cleveland State (1/10/19)	FT	4 - twice
10 vs. Youngstown State (12/28/19)	FTA	10 vs. Youngstown State (12/28/19)
2 - 6x	STL	2 vs. Youngstown State (12/28/19)
4 - twice	BLK	4 vs. IU South Bend (12/10/19)
36 vs. Youngstown State (12/28/19)	MIN	36 vs. Youngstown State (12/28/19)

GAME-BY-GAME

Opponent	MIN	FG	3FG	FT	O-D-T	PF	A	TO	B	S	PTS
at Butler*	20	3-8	0-1	0-0	1-2-3	1	0	2	1	1	6
at Bradley*	23	2-5	0-0	0-0	4-4-8	2	1	1	2	0	4
Anderson	14	4-8	0-0	3-5	4-6-10	2	1	2	1	0	11
at South Fla.	21	1-4	0-0	1-2	0-4-4	1	2	1	1	0	3
at Loyola	16	1-5	0-0	0-0	3-2-5	2	1	3	0	0	2
vs. Loyola (Md.)*	31	5-9	0-0	4-6	6-7-13	2	0	3	0	0	14
vs. Southern*	25	5-7	0-0	0-1	2-3-5	3	1	3	1	0	10
Evansville*	28	4-9	0-0	0-2	1-8-9	2	0	1	0	1	8
at Morehead St.*	29	2-6	0-0	0-0	2-15-17	4	1	4	2	0	4
at Ball St.*	27	3-11	0-0	4-6	7-2-9	2	0	2	0	1	10
IU South Bend*	32	7-10	0-0	3-4	7-14-21	3	1	2	4	1	17
Purdue FW*	32	4-8	0-0	0-0	2-9-11	3	0	4	1	1	8
at Fresno St.*	29	2-2	0-0	2-6	2-5-7	2	0	1	0	1	6
Youngstown St.*	36	5-9	0-2	3-10	11-7-18	3	1	0	1	2	13
Cleveland St.*	33	4-6	0-0	0-1	2-9-11	3	1	1	1	0	8
at Milwaukee											
at Green Bay											
Wright St.											
Northern Ky.											
UIC											
at Detroit Mercy											
at Oakland											
at Cleveland St.											
at Youngstown St.											
Green Bay											
Milwaukee											
at Northern Ky.											
at Wright St.											
at UIC											
Oakland											
Detroit Mercy											
HL 1st Round											
HL 2nd Round											
HL Semis											
HL Finals											

* denotes starter

CAREER STATS

Season	GP-GS	MIN-Avg	FG	Pct.	3FG	Pct.	FT	Pct.
2017-18	30-0	414-13.8	41-93	.441	4-13	.308	22-29	.759
2018-19	31-25	710-22.9	79-150	.527	7-24	.292	46-65	.708
2019-20	15-12	396-26.4	52-107	.486	0-3	.000	20-43	.465
TOTALS	76-37	1520-20.0	172-350	.491	11-40	.275	88-137	.642

REBOUNDS

Season	O-D-REB-AVG.	PF-DQ	AST	TO	BLK	STL	PTS-PPG
2017-18	38-68-106-3.5	46-0	12	20	11	12	108-3.6
2018-19	61-135-196-6.3	51-0	23	28	24	19	211-6.8
2019-20	54-97-151-10.1	35-0	10	30	15	8	124-8.3
TOTALS	153-300-453-6.0	132-0	45	78	50	39	443-5.8

EARLY SIGNING PERIOD



SADAIDRIENE HALL

Nickname: DayDay

Forward
6-6 | 200
Sulphur Springs, Texas
Sulphur Springs High School

QUICK NOTES

- Second Team All-State and First Team All-District and All-Region honoree as a junior at Sulphur Springs (Texas) High School after averaging 16 points and 12 rebounds per game
- Shot 65 percent from the floor and 80 percent from the free throw line as a junior.
- Helped Sulphur Springs to a 29-9 record, a second straight district title and the program's first-ever state tournament appearance
- Helped Sulphur Springs go 31-6 his sophomore year with a district title
- Owns career-highs of 38 points and 22 rebounds in a game
- Currently ranked No. 32 in the 2020 class in the state of Texas according to TexasBoysBasketball.com
- Rated the No. 35 player in the state of Texas by Rivals.com after climbing more than 70 spots after his play last summer
- Plays AAU for Dallas Showtime and was named to the Second Team All-UA Rise Team after averaging 17.5 points per game and shooting 63.3 percent from the floor
- Helped Dallas Showtime finish atop the UA Rise 17U Division with a 9-1 record
- Also named First Team Prep Hoops Regional All-American and a Second Team Prep Hoops All-American after helping Showtime to a 15-2 mark on the Prep Hoops Circuit
- Academically has maintained a 3.5 grade point average

Coach Rimm on Hall:

"DayDay is a very high motor athlete that I believe Jag Nation will embrace. He's one of the most intense high school players I've seen in a very long time. He's an all around proven winner."

TEAM IMPACT - CAYDEN BARINGER



CAYDEN BARINGER

Nickname: Cay Jax
Dream Vacation Destination: China
Favorite Movie: Matilda
Favorite Food: Cereal
Favorite Athlete: Steph Curry
Super Power You'd Love to Have: Read Minds

QUICK NOTES

Through a partnership with Team IMPACT, 9-year old **Cayden Baringer** signed with the IUPUI basketball team on Dec. 19, 2018 at a ceremony at the IUPUI Athletics Offices. Baringer, a Carmel-native, was diagnosed with Leukodystrophy in 2017.

Leukodystrophies are a group of rare, progressive, metabolic, genetic diseases that affect the brain, spinal cord and often the peripheral nerves. Each type of leukodystrophy is caused by a specific gene abnormality that leads to abnormal development or destruction of the white matter (myelin sheath) of the brain.

Cayden, his mother Cara, and brothers Liam and Lucas, will be frequent guests to IUPUI games, practices and team events now that he's officially signed with the program.

LAST FOUR BOX SCORES

GAME #12 • IUPUI 74, PURDUE FORT WAYNE 65 (INDIANAPOLIS - INDIANA FARMERS COLISEUM)

Purdue Fort Wayne 65 • 7-7,0-0 Summit L

#	Player		Total		3-Ptr		Rebounds			PF	TP	A TO Blk Stl				Min
			FG-FGA	FG-FGA	FT-FTA	Off	Def	Tot	A			TO	Blk	Stl		
11	Dylan Carl	f	3-6	0-1	0-1	1	1	2	1	6	1	2	2	0	25	
13	Matt Holba	f	2-5	0-3	1-1	1	5	6	1	5	2	2	0	0	25	
01	Jarred Godfrey	g	5-14	4-11	0-2	1	5	6	1	14	1	3	0	1	37	
02	Brian Patrick	g	5-16	2-7	0-0	2	1	3	3	12	0	1	0	2	27	
41	Marcus DeBerry	g	2-7	1-5	0-0	0	3	3	1	5	4	0	2	0	22	
05	Tionne Rollins		1-2	1-2	0-1	1	1	2	0	3	0	1	0	1	6	
15	Deonte Billups		1-5	1-3	0-0	1	2	3	3	3	1	0	0	0	21	
24	DeMierre Black		7-12	1-3	2-2	0	4	4	3	17	4	3	0	2	22	
31	Josh Inkumsah		0-0	0-0	0-0	0	0	0	0	0	0	0	0	0	3	
34	Cameron Benford		0-0	0-0	0-0	0	1	1	4	0	1	0	0	0	12	
Team						9	4	13			3					
Totals			26-67	10-35	3-7	16	27	43	17	65	14	15	4	6	200	
FG % 1st Half: 12-33 36.4% 2nd half: 14-34 41.2% Game: 26-67 38.8% Deadball																
3FG % 1st Half: 6-19 31.6% 2nd half: 4-16 25.0% Game: 10-35 28.6% Rebounds																
FT % 1st Half: 0-1 0.0% 2nd half: 3-6 50.0% Game: 3-7 42.9% 1																

IUPUI 74 • 4-8,0-0 Horizon

#	Player		Total		3-Ptr		Rebounds			PF	TP	A TO Blk Stl				Min
			FG-FA	FG-FA	FT-FTA	Off	Def	Tot	A			TO	Blk	Stl		
32	GOSS, Elyjah	f	4-8	0-0	0-0	2	9	11	3	8	0	4	1	1	32	
00	MINNETT, Jaylen	g	5-16	3-11	4-4	0	5	5	0	17	4	2	0	0	36	
13	WILLIAMS, Isaiah	g	3-5	0-0	0-0	1	3	4	4	6	1	2	1	0	23	
14	BURK, Marcus	g	7-14	3-8	5-6	0	4	4	1	22	4	0	0	2	35	
23	WEATHERFORD, Grant	g	4-7	1-3	5-6	1	3	4	3	14	6	1	0	5	35	
02	JACKSON JR., Jamil		2-6	1-3	0-0	0	1	1	0	5	1	0	1	1	17	
10	DePERSIA, Mike		1-2	0-1	0-0	0	0	0	2	2	0	1	0	1	15	
30	TYSON, Zo		0-0	0-0	0-0	0	1	1	1	0	0	0	1	0	7	
Team						2	2	4				1				
Totals			26-58	8-26	14-16	6	28	34	14	74	16	11	4	10	200	
FG % 1st Half: 15-33 45.5%			2nd half: 11-25 44.0%	Game: 26-58 44.8%			Deadball									
3FG % 1st Half: 6-17 35.3%			2nd half: 2-9 22.2%	Game: 8-26 30.8%			Rebounds									
FT % 1st Half: 6-7 85.7%			2nd half: 8-9 88.9%	Game: 14-16 87.5%			1									

Officials: Greg Langsdorf,Brad Clauss,Jeff Spodoske
Technical fouls: Purdue Fort Wayne-TEAM. IUPUI-None.
Attendance: 1098

Score by periods	1st	2nd	Total
Purdue Fort Wayne	30	35	65
IUPUI	42	32	74

Last FG - Pur-FW 2nd-00:35, IUPUI 2nd-00:44.
Largest lead - Pur-FW None, IUPUI by 14 2nd-19:40.
Pur-FW led for 00:00. IUPUI led for 39:40. Game was tied for 00:20.

Points	In	Off	2nd	Fast	Bench
Pur-FW	26	5	15	6	23
IUPUI	28	14	4	21	7

Score tied - 0 times.
Lead changed - 0 times.

GAME #14 • YOUNGSTOWN STATE 83, IUPUI 73 (INDIANAPOLIS - INDIANA FARMERS COLISEUM)

Youngstown St. 83 • 8-6,1-0 Horizon

#	Player		Total		3-Ptr		Rebounds			PF	TP	A	TO	Blk	Stl	Min
			FG-FGA	FG-FGA	FT-FTA	Off	Def	Tot								
31	Michael Akuckie	f	4-8	3-4	0-0	3	4	7	4	11	0	1	1	3	29	
33	Naz Bohannon	f	8-10	0-0	2-3	3	8	11	2	18	2	2	1	0	33	
03	Darius Quisenberry	g	9-12	2-4	3-4	0	4	4	4	23	6	3	0	0	31	
13	Donel Cathcart	g	3-9	3-8	0-0	0	1	1	2	9	1	1	0	0	20	
32	Garrett Covington	g	2-6	0-1	2-2	0	1	1	1	6	1	4	0	4	28	
01	Jamir Thomas		1-2	0-0	0-0	2	1	3	3	2	0	1	1	0	6	
02	Jelani Simmons		4-7	1-2	3-3	1	0	1	1	12	0	3	0	2	23	
05	Christian Bentley		0-4	0-2	0-0	1	4	5	4	0	5	2	0	0	23	
22	Devin Morgan		0-1	0-1	0-0	0	0	0	0	0	0	2	0	0	3	
23	Olamide Pedersen		0-0	0-0	2-2	0	0	0	4	2	0	0	0	0	4	
Team						0	2	2								
Totals				31-59	9-22	12-14	10	25	35	25	83	15	19	3	9	200
FG % 1st Half: 15-31 48.4%			2nd half: 16-28 57.1%		Game: 31-59 52.5%		Deadball									
3FG % 1st Half: 5-12 41.7%			2nd half: 4-10 40.0%		Game: 9-22 40.9%		Rebounds									
FT % 1st Half: 6-7 85.7%			2nd half: 6-7 85.7%		Game: 12-14 85.7%		0									

IUPUI 73 • 4-10,0-1 Horizon

#	Player	Total		3-Ptr		Rebounds			PF	TP	A	TO	Blk	Stl	Min
		FG-FTA	FG-FTA	FT-FTA	Off	Def	Tot								
32	GOSS, Elyjah	f	5-9	0-2	3-10	11	7	18	3	13	1	0	1	2	36
00	MINNETT, Jaylen	g	6-13	4-9	0-0	0	0	0	3	16	6	6	0	1	34
13	WILLIAMS, Isaiah	g	4-8	2-4	4-6	2	3	5	4	14	3	0	0	0	26
14	BURK, Marcus	g	5-17	2-8	4-9	1	1	2	2	16	3	0	1	2	38
23	WEATHERFORD, Grant	g	3-8	0-1	1-1	0	3	3	3	7	1	5	0	2	37
02	JACKSON JR., Jamil		1-1	1-1	0-0	0	1	1	1	3	1	2	0	0	8
10	DePERSIA, Mike		1-1	0-0	0-2	0	0	0	0	2	3	0	0	0	14
30	TYSON, Zo		1-1	0-0	0-0	0	1	1	0	2	0	1	1	0	7
Team						1	3	4			1				
Totals			26-58	9-25	12-28	15	19	34	16	73	18	15	3	9	200

FG % 1st Half: 13-25 52.0%

2nd half: 13-33 39.4%

Game: 26-58 44.8%

Deadball

3FG % 1st Half: 6-13 46.2%

2nd half: 3-12 25.0%

Game: 9-25 36.0%

Rebounds

FT % 1st Half: 6-11 54.5%

2nd half: 6-17 35.3%

Game: 12-28 42.9%

8,1

Officials: Wesley Ford,Brandon Cruz,Donnie Eppley
Technical fouls: Youngstown St.-None. IUPUI-None.
Attendance: 868

Score by periods	1st	2nd	Total
Youngstown St.	41	42	83
IUPUI	38	35	73

Last FG - YSU 2nd-00:54, IUPUI 2nd-00:32.
Largest lead - YSU by 11 2nd-00:54, IUPUI by 4 1st-09:44.
YSU led for 23:58. IUPUI led for 09:26. Game was tied for 06:36.

Points	In	Off	2nd	Fast	Bench
YSU	36	25	15	14	16
IUPUI	24	20	9	7	7

Score tied - 9 times.
Lead changed - 11 times.

GAME #13 • FRESNO STATE 95, IUPUI 64 (FRESNO, CALIF. - SAVE MART CENTER)

IUPUI 64 • 4-9

#	Player		Total		3-Ptr		Rebounds			PF	TP	A TO Blk Stl				Min
			FG-FGA	FG-FGA	FT-FTA	Off	Def	Tot	A			TO	Blk	Stl		
13	WILLIAMS, Isaiah	f	4-8	0-1	2-3	2	3	5	2	10	0	1	0	1	14	
32	GOSS, Elyjah	f	2-2	0-0	2-6	2	5	7	2	6	0	1	0	1	29	
00	MINNETT, Jaylen	g	4-10	2-7	3-4	0	2	2	2	13	2	1	0	1	38	
14	BURK, Marcus	g	1-10	0-2	0-0	0	2	2	1	2	0	1	0	1	16	
23	WEATHERFORD, Grant	g	5-8	5-5	1-2	1	2	3	2	16	1	3	1	2	35	
01	KEMP, Jakoby		0-0	0-0	0-0	0	0	0	1	0	0	1	0	0	0+	
02	JACKSON JR., Jamil		3-9	2-5	2-3	0	1	1	3	10	1	2	0	0	24	
10	DePERSIA, Mike		0-1	0-0	0-0	0	1	1	1	0	3	5	0	1	24	
11	KENYON, Brandon		2-2	0-0	3-3	0	2	2	1	7	0	0	0	0	6	
12	TAYLOR, Marlon		0-0	0-0	0-0	0	0	0	0	0	0	0	0	0	0+	
30	TYSON, Zo		0-0	0-0	0-1	0	2	2	4	0	1	2	1	0	14	
Team						2	0	2								
Totals			21-50	9-20	13-22	7	20	27	19	64	8	17	2	7	200	
FG % 1st Half: 9-31 29.0%			2nd half: 12-19 63.2%		Game: 21-50 42.0%		Deadball									
3FG % 1st Half: 2-12 16.7%			2nd half: 7-8 87.5%		Game: 9-20 45.0%		Rebounds									
FT % 1st Half: 5-9 55.6%			2nd half: 8-13 61.5%		Game: 13-22 59.1%		4									

Fresno State 95 • 4-7

		Total		3-Ptr		Rebounds									
#	Player	FG-FGA	FG-FGA	FT-FTA	Off	Def	Tot	PF	TP	A	TO	Blk	Stl	Min	
10	ROBINSON, Orlando	f	2-9	0-1	7-7	6	3	9	2	11	2	2	0	23	
32	GRIMES, Nate	f	4-7	2-3	2-2	4	3	7	2	12	1	1	1	22	
00	WILLIAMS, New	g	9-15	6-11	0-0	1	4	5	3	24	2	0	0	27	
12	LAWRENCE, Mustafa	g	1-7	1-7	0-0	1	2	3	1	3	9	1	0	38	
13	AGAU, Aguir	g	3-6	1-2	2-2	2	1	3	2	9	0	1	0	13	
04	HART, Niven		6-11	4-9	0-0	2	4	6	1	16	2	4	0	23	
14	HYDER, C.J.		0-1	0-1	0-0	0	0	0	0	0	1	0	0	4	
21	DIOUF, Assane		4-7	0-0	1-2	0	2	2	4	9	0	1	0	15	
25	HOLLAND, Anthony		2-6	1-5	4-4	1	7	8	3	9	3	0	0	29	
35	ROJAS, Lazaro		1-2	0-0	0-0	2	1	3	2	2	1	0	0	6	
	Team					0	0	0							
Totals			32-71	15-39	16-17	19	27	46	20	95	21	10	1	11	200
FG % 1st Half: 17-38		44.7%	2nd half: 15-33	45.5%	Game: 32-71		45.1%								Deadball
3FG	% 1st Half: 6-19	31.6%	2nd half: 9-20	45.0%	Game: 15-39		38.5%								Rebounds
FT	% 1st Half: 12-13	92.3%	2nd half: 4-4	100.0	Game: 16-17		94.1%								1