



2019-2020 IUPUI BASKETBALL GAME NOTES

IUPUI

SCHEDULE/RESULTS

(5-14, 1-5 HORIZON)

Date	Opponent	Result/Time
Oct. 23	# Tiffin (ESPN3)	W, 81-77
Nov. 6	at Butler (FS2)	L, 47-80
Nov. 9	at Bradley (ESPN+)	L, 56-90
Nov. 11	Anderson (ESPN3)	W, 72-55
Nov. 13	^ at South Florida (ESPN3)	W, 70-53
Nov. 20	^ at Loyola (Ill.) (NBCSCH+ / ESPN+)	L, 62-85
Nov. 25	^ vs. Loyola (Md.)	L, 77-81
Nov. 26	^ vs. Southern	L, 77-83
Nov. 30	Evansville (ESPN+)	L, 64-70
Dec. 4	at Morehead St. (ESPN+)	L, 51-56
Dec. 7	at Ball St. (ESPN+)	L, 54-102
Dec. 10	IU South Bend (ESPN3)	W, 80-60
Dec. 14	Purdue Fort Wayne (ESPN+)	W, 74-65
Dec. 20	at Fresno St. (Mountain West Net)	L, 64-95
Dec. 28	* Youngstown St.	L, 73-83
Dec. 30	* Cleveland St. (ESPN+)	L, 80-82
Jan. 3	* at Milwaukee (ESPN3)	L, 74-78
Jan. 5	* at Green Bay (ESPN+)	W, 93-78
Jan. 10	* Wright St. (ESPN3)	L, 70-84
Jan. 12	* Northern Ky. (ESPN+)	L, 71-96

Jan. 18	* UIC (ESPN3)	12:00 pm
Jan. 23	* at Detroit Mercy (ESPN+)	7:00 pm
Jan. 25	* at Oakland (ESPN3)	3:00 pm
Jan. 30	* at Cleveland St. (ESPN+)	7:00 pm
Feb. 1	* at Youngstown St. (ESPN3)	6:00 pm
Feb. 6	* Green Bay (ESPN+)	11:00 am
Feb. 8	* Milwaukee (ESPN+)	12:00 pm
Feb. 14	* at Northern Ky. (ESPN+)	7:00 pm
Feb. 16	* at Wright St. (ESPN+)	2:00 pm
Feb. 22	* at UIC (ESPN3)	4:12 pm
Feb. 27	* Oakland (ESPN+)	7:00 pm
Feb. 29	* Detroit Mercy (ESPN+)	12:00 pm
Mar. 3	& HL Tourney - 1st rd.	
Mar. 5	& HL Tourney - Quarterfinals	
Mar. 9	& HL Tourney - Semifinals	
Mar. 10	& HL Tourney - Championship	

denotes exhibition
 * denotes Horizon League games
 ^ part of Cayman Islands Classic
 (first two games on campus sites / last two at Omaha)
 & denotes Horizon League Tournament games
 (quarterfinals on campus sites / semis and finals in Indy)

MEDIA COVERAGE

TV: ESPN3

Greg Rakestraw (pxp); Bob Lovell (analyst)

Video Stream: ESPN3

Audio: none

Live Stats: IUPUIJags.com

Twitter: @IUPUIJaguars / @IUPUIMensBball

MBB CONTACT

Ed Holdaway - IUPUI Assistant AD

Email: eholdawa@iupui.edu

Twitter: @EdHoldaway

Cell: 317-908-2645

'03 NCAA TOURNAMENT, 2010 CBI, 2019 CIT

IUPUI (5-14, 1-5 HL) vs. **UIC** (7-12, 2-4 HL)

Sunday, January 12, 2020 • 2:00 p.m. • Indianapolis • Indiana Farmers Coliseum (6,800)

STAT BREAKDOWN

IUPUI		UIC
68.9 / 77.7	PPG / Opp. PPG	65.9 / 72.2
-8.8	Scoring Margin	-6.3
.417 / .462	FG% / Opp. FG%	.424 / .428
36.1 (-1.9)	RPG (Margin)	35.3 (-2.1)
.342 / .352	3FG% / Opp. 3FG%	.328 / .314
.638	FT%	.688
12.8	Assists/G	13.5
14.7 (-1.5)	TO/G (Margin)	16.5 (-4.2)
303 / 307 / 327	NET / KenPom / BPI	276 / 253 / 291

SERIES BREAKDOWN

Overall:	1-6
Rimm vs. UIC:	0-0
in Chicago:	1-3
at IUPUI:	0-3
neutral:	0-0
Last Meeting:	Feb. 9, 2019
Outcome:	UIC 76, IUPUI 75 (Indianapolis)
Streak:	UIC has won 1

THE JAGUARS



PROBABLE STARTERS

No.	Name	Yr.	Pos.	Ht.	Hometown	PPG	RPG	APG	FG%	3FG%	FT%
0	Jaylen Minnett	Jr.	G	6-1	Terre Haute, Ind.	15.5	3.5	3.4	.378	.372	.811
14	Marcus Burk	Jr.	G	6-3	Indianapolis, Ind.	19.0	3.1	1.7	.436	.391	.763
23	Grant Weatherford	Jr.	G	6-2	Cicero, Ind.	8.1	4.5	2.4	.475	.394	.628
13	Isaiah Williams	Jr.	G/F	6-8	Dayton, Ohio	8.0	4.4	1.3	.419	.364	.538
32	Elyjah Goss	Jr.	F	6-7	Bolingbrook, Ill.	8.5	11.0	0.7	.467	.000	.523

OFF THE BENCH

1	Jakoby Kemp	Jr.	F	6-8	Layton, Utah	0.8	1.0	0.0	.182	.000	---
2	Jamil Jackson Jr.	Jr.	G/F	6-6	Minneapolis, Minn.	3.7	1.1	0.5	.262	.200	.700
10	Mike DePersia	Fr.	G	5-11	Cherry Hill, N.J.	2.9	2.3	2.5	.339	.083	.533
11	Brandon Kenyon	So.	F/C	6-10	Caledonia, Ontario	1.9	1.3	0.0	.385	.200	.800
12	Marlon Taylor	R-Fr.	G/F	6-5	South Bend, Ind.	0.3	0.4	0.1	.333	---	---
15	Taveion White	Fr.	F	6-7	Prosper, Texas	0.0	0.3	0.0	.000	---	---
20	Sawyer Stoltz	Fr.	F	6-9	Huntington, Ind.	0.0	0.5	0.0	.000	---	---
30	Zo Tyson	Gr.	F	6-9	Fayetteville, N.C.	3.3	2.6	0.4	.628	---	.667

QUICK HITTERS

- Both **Jaylen Minnett** (10th - 61 total) and **Marcus Burk** (27th - 52 total) rank among the nation's top 30 in total threes made. The duo ranks second nationally for combined threes made (113), one behind the Syracuse tandem of Buddy Boeheim and Elijah Hughes. Minnett owns the nation's third-longest active streak for games with a three made, having connected for at least one in 55 straight games, dating back to the end of his freshman campaign.
- Junior **Elyjah Goss** has emerged as a monster on the glass, including grabbing a school record 21 rebounds against IU South Bend on Dec. 10, surpassing the previous mark by a single board. Goss ranks No. 11 nationally at 11.0 rebounds per game and has led IUPUI in rebounding in 16 of 19 games, including 12-in-a-row entering today's contest. In league play, he's averaging a league best 14.5 per game.
- Junior **Marcus Burk** tallied his 1,000th collegiate point in the first half of the Jaguars' win over Purdue Fort Wayne. The Indy-native tallied 776 in his two seasons at Campbell and has 361 this season, giving him 1,137 career points.
- IUPUI is coming off a 16-17 campaign, having made the program's third postseason berth during the Division I era by earning a spot in the 2019 College Insider Tournament. The Jaguars' 16 wins were the program's most since going 19-14 in the 2010-11 in head coach Ron Hunter's final season at IUPUI.
- Head Coach **Byron Rimm II** took over on an interim basis earlier this year, replacing Jason Gardner, who spent five years at the helm of the program. Rimm boasts 14 years of head coaching experience, including 10 years at Prairie View A&M from 2006-2016 as he racked up 115 victories and is the program's all-time winningest head coach. He originally joined the Jaguars' staff just prior to last season as IUPUI's Associate Head Coach.
- IUPUI returns just five letterwinners and two starters (**Grant Weatherford** & **Elyjah Goss**) from last year's squad. 2019 Horizon League Sixth Man of the Year **Jaylen Minnett** (12.0 ppg, 78 3's) headlines the group of returners and has slid into this year's starting five. Weatherford (6.2 ppg, 3.0 rpg) started all 33 games last season and Goss (6.8 ppg, 6.3 rpg) started 25 times last season before being slowed late in the season due to injury.
- IUPUI has players from nine different states/provinces this season, with five hailing from the Hoosier State. All total, IUPUI has players this year from Indiana, Illinois, Minnesota, New Jersey, North Carolina, Ohio, Ontario, Texas and Utah.
- IUPUI swept the Horizon League's weekly awards on Nov. 18 as junior guard **Marcus Burk** was named Player of the Week and **Mike DePersia** was named Freshman of the Week after leading the Jags to wins over Anderson and at South Florida. Burk averaged 25.5 points, 5.5 rebounds, 2.5 steals and 2.0 assists per game while shooting 61 percent from the floor and 57.1 percent (8-of-14) from three. DePersia, who made his first two career starts during the week, averaged 4.0 points, 5.0 rebounds and 1.5 assists per game while shooting 57 percent from the field.

2019-2020 ROSTER

NUMERIC ROSTER

##	Name	Pos.	Ht.	Wt.	Yr.	Hometown/High School (Previous)
0	Jaylen Minnett	G	6-1	180	Jr.	Terre Haute, Ind./Terre Haute South
1	Jakoby Kemp	F	6-8	190	Jr.	Layton, Utah/Layton (Salt Lake C.C.)
2	Jamil Jackson Jr.	G/F	6-6	190	Jr.	Minneapolis, Minn./Minneapolis North (Southern Utah)
10	Mike DePersia	G	5-11	170	Fr.	Cherry Hill, N.J./Haddonfield Memorial
11	Brandon Kenyon	F/C	6-10	225	So.	Caledonia, Ontario/RISE Prep
12	Marlon Taylor	G/F	6-5	220	R-Fr.	South Bend, Ind./Riley (Indiana State)
13	Isaiah Williams	G/F	6-8	225	Jr.	Dayton, Ohio/Stivers School for the Arts (Pensacola St.)
14	Marcus Burk	G	6-3	205	Jr.	Indianapolis, Ind./Franklin Central
15	Taveion White	F	6-7	190	Fr.	Prosper, Texas/PHS Academy
20	Sawyer Stoltz	F	6-9	200	Fr.	Huntington, Ind./Huntington North
23	Grant Weatherford	G	6-2	195	Jr.	Cicero, Ind./Hamilton Heights (Midland College)
30	Zo Tyson	F	6-9	195	Gr.	Fayetteville, N.C./Trinity Christian (Colorado State)
32	Elyjah Goss	F	6-7	195	Jr.	Bolingbrook, Ill./Plainfield East

ROSTER BREAKDOWNS

BY CLASS-

Freshmen: 4
Juniors: 7

Sophomores: 1
Seniors: 1

BY PRIMARY POSITION-

Guards: 7
Centers: 0

Forwards: 6

BY HOME STATE-

Indiana: 5
Minnesota: 1
North Carolina: 1
Ontario: 1
Utah: 1

Illinois: 1
New Jersey: 1
Ohio: 1
Texas: 1

PRONUNCIATION GUIDE

ELYJAH Goss

(same as Elijah)

Jaylen **MINNETT**

(min-**NET**)

TAVEION White

(**TAY**-vee-on)


RADIO / TV ROSTER



#0 - JAYLEN MINNETT
6-1 // Jr. // G
Terre Haute, Ind.
Sports Management



#1 - JAKOBY KEMP
6-8 // Jr. // F
Layton, Utah
General Studies



#2 - JAMIL JACKSON JR.
6-6 // Jr. // G/F
Minneapolis, Minn.
General Studies



#10 - MIKE DePERSIA
5-10 // Fr. // G
Haddonfield, N.J.
Biomedical Engineering



#11 - BRANDON KENYON
6-10 // Soph. // F/C
Caledonia, Ontario
Criminal Justice



#12 - MARLON TAYLOR
6-5 // R-Fr. // G/F
South Bend, Ind.
Pre-Engineering



#13 - ISAIAH WILLIAMS
6-8 // Jr. // G/F
Dayton, Ohio
General Studies



#14 - MARCUS BURK
6-3 // Jr. // G
Indianapolis, Ind.
General Studies



#15 - TAVEION WHITE
6-7 // Fr. // F
Prosper, Texas
Business



#20 - SAWYER STOLTZ
6-9 // Fr. // F
Huntington, Ind.
Biology



#23 - GRANT WEATHERFORD
6-2 // Jr. // G
Cicero, Ind.
General Studies



#30 - ZO TYSON
6-9 // Gr. // F
Fayetteville, N.C.
Sports Journalism

Interim Head Coach: Byron Rimm II, 1st season (2nd year at IUPUI)

Assistant Coach: Matt Dunn, 2nd season

Assistant Coach: Isaac Loechle, 2nd season

Assistant Coach: Brian Burton, 1st season

Director of Operations: Aaron Evans, 1st season

Strength & Conditioning Coach: Jason Quarles, 6th season

Athletic Trainer: Joseph Medel, 1st season



#32 - ELYJAH GOSS
6-7 // Jr. // F
Bolingbrook, Ill.
Sports Management

POLLS

ASSOCIATED PRESS		COACHES	
<i>Week 11 - Jan. 13</i>		<i>Week 11 - Jan. 13</i>	
Rank	Team (1st)	Rank	Team (1st)
1.	Gonzaga (30)	1.	Gonzaga (16)
2.	Baylor (31)	2.	Baylor (10)
3.	Duke (4)	3.	Duke (6)
4.	Auburn	4.	Auburn
5.	Butler	5.	Butler
6.	Kansas	6.	San Diego State
7.	San Diego State	7.	Kansas
8.	Oregon	8.	Oregon
9.	Florida State	9.	Florida State
10.	Kentucky	10.	Louisville
11.	Louisville	11.	Dayton
12.	West Virginia	12.	Kentucky
13.	Dayton	13.	West Virginia
14.	Villanova	14.	Michigan State
15.	Michigan State	15.	Villanova
16.	Wichita State	16.	Wichita State
17.	Maryland	17.	Maryland
18.	Seton Hall	18.	Seton Hall
19.	Michigan	19.	Ohio State
20.	Colorado	20.	Michigan
21.	Ohio State	21.	Colorado
22.	Memphis	22.	Memphis
23.	Texas Tech	23.	Texas Tech
24.	Illinois	24.	Iowa
25.	Creighton	25.	Stanford

MID-MAJOR TOP 25

<i>January 13</i>					
Rk	Team (1st)	Record	Pts.	Prev.	Conf.
1.	Gonzaga (31)	18-1	775	1	West Coast
2.	Liberty	18-1	735	2	ASUN
3.	Northern Iowa	14-2	679	5	Missouri Valley
4.	Yale	11-4	647	6	Ivy League
5.	Saint Mary's	15-4	609	4	West Coast
6.	ETSU	15-3	607	7	Southern
7.	Furman	14-4	577	3	Southern
8.	Kent State	13-3	510	13	Mid-American
9.	UNCG	13-5	498	9	Southern
10.	BYU	13-5	487	10	West Coast
11.	Stephen F. Austin	13-3	425	8	Southland
12.	Santa Clara	15-3	386	12	West Coast
13.	Harvard	11-4	373	14	Ivy League
14.	Akron	13-3	359	19	Mid-American
15.	Wright State	15-4	352	11	Horizon
16.	Colgate	13-4	300	18	Patriot
17.	Belmont	12-5	278	17	Ohio Valley
18.	Pacific	14-5	210	16	West Coast
19.	William & Mary	13-5	196	25	Colonial
20.	New Mexico State	12-6	174	22	Western Athletic
21.	San Francisco	13-6	146	NR	West Coast
22.	Bowling Green	11-5	143	24	Mid-American
23.	Stony Brook	12-6	75	NR	America East
24.	Hofstra	13-5	71	NR	Colonial
25.	Vermont	11-6	67	15	America East

HORIZON LEAGUE PRESEASON POLLS

Pl. School (1st-place) - Votes

- Wright State (28) - 350
- Northern Kentucky (5) - 295
- UIC (1) - 280
- Oakland (1) - 229
- Green Bay - 207
- Youngstown State - 186
- Milwaukee - 146
- Detroit Mercy - 133
- IUPUI - 92**
- Cleveland State (1) - 62

Preseason POTY: Antoine Davis, Detroit Mercy

First Team (alphabetical order by school)

Antoine Davis, Detroit Mercy
Jalen Tate, Northern Kentucky
Xavier Hill-Mais, Oakland
Tarkus Ferguson, UIC
Loudon Love, Wright State

Second Team (alphabetical order by school)

JayQuan McCloud, Green Bay
Tyler Sharpe, Northern Kentucky
Marcus Ottey, UIC
Bill Wampler, Wright State
Darius Quisenberry, Youngstown State

HORIZON LEAGUE

HORIZON LEAGUE STANDINGS		
<i>through games on Jan. 10</i>		
Team	Overall (Pct.)	HL (Pct.)
Wright State	16-4 (.800)	6-1 (.857)
Northern Ky.	13-6 (.684)	5-2 (.714)
Youngstown State	11-8 (.579)	4-2 (.667)
Milwaukee	8-10 (.444)	3-3 (.500)
Green Bay	8-11 (.421)	3-3 (.500)
Cleveland State	7-12 (.368)	3-3 (.500)
Oakland	7-12 (.368)	2-4 (.333)
UIC	7-12 (.368)	2-4 (.333)
Detroit Mercy	4-15 (.211)	2-4 (.333)
IUPUI	5-14 (.263)	1-5 (.167)

HORIZON LEAGUE SCHEDULE		
Date	Game	Time
1/18	*UIC at IUPUI	12pm
	*Detroit Mercy at Green Bay	1pm
	*Oakland at Milwaukee	7pm
	*Cleveland St. at Northern Ky.	7pm
	*Youngstown St. at Wright St.	7pm
1/23	*UIC at Oakland	7pm
	*Green Bay at Cleveland St.	7pm
	*Milwaukee at Youngstown St.	7pm
	*IUPUI at Detroit Mercy	7pm
1/24	*Northern Ky. at Wright St.	9pm
1/25	*UIC at Detroit Mercy	1pm
	*Green Bay at Youngstown St.	2pm
	*Milwaukee at Cleveland St.	3pm
	*IUPUI at Oakland	3pm
1/30	*IUPUI at Cleveland St.	7pm
	*UIC at Youngstown St.	7pm
1/31	*Oakland at Detroit Mercy	tba
	*Northern Ky. at Green Bay	tba
	*Wright St. at Milwaukee	8pm
2/1	*UIC at Cleveland St.	3pm
	*IUPUI at Youngstown St.	6pm
2/2	*Northern Ky. at Milwaukee	2pm
	*Wright St. at Green Bay	2pm
2/6	*Green Bay at IUPUI	11am
	*Detroit Mercy at Wright St.	7pm
	*Oakland at Northern Ky.	7pm
	*Milwaukee at UIC	8pm
2/8	*Milwaukee at IUPUI	12pm
	*Green Bay at UIC	4pm
	*Cleveland St. at Youngstown St.	6pm
	*Detroit Mercy at Northern Ky.	7pm
	*Oakland at Wright St.	7pm
2/13	*Cleveland St. at Oakland	7pm
	*Youngstown St. at Detroit Mercy	7pm
2/14	*IUPUI at Northern Ky.	7pm
	*UIC at Wright St.	9pm
2/15	*Cleveland St. at Detroit Mercy	1pm
	*Youngstown St. at Oakland	3pm
	*Green Bay at Milwaukee	7pm

IUPUI IN HORIZON LEAGUE STATS		
<i>through games on Jan. 10 [denotes NCAA ranking]</i>		
Category	HL [Nat Rk.]	Stat
Scoring	6th	68.9 ppg
Scoring Defense	9th	77.7 ppg
Scoring Margin	8th	-8.8 ppg
Rebounding Margin	7th	-1.9 rpg
Field Goal %	6th	41.7%
3Pt Field Goal %	3rd	34.2%
Free Throw %	10th	63.8%
Assists	6th	12.8 apg
Turnovers	8th	14.7 to/g
Turnover Margin	6th	-1.5 to/g
Assist/TO Ratio	7th	0.87 a/to
Blocked Shots	9th	2.47 bpg
Steals	4th	7.05 spg
Offensive Rebounds	4th	11.5 rpg
Defensive Rebounds	8th	24.5 rpg
Home Attendance	10th	1,072/gm
Category	Rank	Stat
Scoring		
Burk	2nd	19.0 ppg
Minnett	6th	15.5 ppg
Rebounding		
Goss	1st	11.00 rpg
FG Percentage		
Burk	4th	43.6%
Minnett	9th	37.8%
Assists		
Minnett	10th	3.4 apg
DePersia	13th	2.5 apg
Steals		
Burk	9th	1.5 spg
Weatherford	10th	1.4 spg
Minnett	11th	1.4 spg
3FG Percentage		
Burk	1st	39.1%
Minnett	2nd	37.2%
3FG Made		
Minnett	2nd	3.2/game
Burk	4th	2.7/game
Blocked Shots		
Goss	3rd	1.2 bpg
Assist-to-Turnover Ratio		
Minnett	3rd	1.7 a/to
Offensive Rebounds		
Goss	2nd	3.9 rpg
Defensive Rebounds		
Goss	1st	7.1 rpg
Minutes		
Minnett	4th	34.3 mpg
Weatherford	7th	32.8 mpg
Burk	8th	32.7 mpg
20-Point Games		
Burk	2nd	9 total
Minnett	t-9th	3 total
Double Digit Rebound Games		
Goss	1st	11 total
Double-Doubles		
Goss	t-1st	6 total

NORTHERN KENTUCKY TAKEAWAYS

IUPUI was upended by Northern Kentucky, 96-71, last Sunday (Jan. 12) in the Jaguars' last contest - here are some takeaways from that contest.

- IUPUI trailed just 42-34 at the break, but saw NKU score the first five points of the second half and never let the Jags back within 10 for the rest of the day.

- Junior Marcus Burk had a team-high 25 points (9-16 FG, 2-8 3's, 5-6 FT) and Grant Weatherford added 12 points (5-12 FG) and eight rebounds. Isaiah Williams chipped in 11 points (4-9 FG, 3-5 FT) in just 20 minutes and Elijah Goss had a game-high 11 rebounds.

- Junior Jaylen Minnett had his streak of double-digit scoring games stopped at 11-in-a-row as he tallied just seven points (1-7 FG, 4-4 FT) in 34 minutes.

- IUPUI shot just 38 percent from the field while NKU hit 56 percent and 13-of-35 (37.1 percent) from three-point range. Tyler Sharpe had a game-high 33 points (12-21 FG, 4-12 3's, 5-6 FT) and Trevon Faulkner added 15.

BETTER THAN ALL THE REST

IUPUI's early season win at South Florida (70-53 on Nov. 13) was widely considered the best non-conference victory by a Horizon League team this season. The Jags entered play as a 17-point underdog before defeating the AAC foe by 17 points. In addition, it was IUPUI's first-ever victory over an AAC opponent in program history.

IN LEAGUE PLAY... STATISTICALLY SPEAKING

- Burk and Minnett are tied for the team-high in scoring average at 19.8 points per game and Grant Weatherford is third at 10.2 points and 5.5 rebounds per game. Elijah Goss is almost averaging a double-double at 9.8 points and 14.5 rebounds per game, while blocking 1.67 blocks per game. All four are playing more than 33 minutes per game.

- Offensively, IUPUI is scoring 76.8 points per game, but yielding 83.5 points per game and foes are shooting 40.3 percent from three-point range and averaging 10 made threes per game.

- Freshman Mike DePersia has 24 assists against just six turnovers in league games and as a team, IUPUI has 96 assists against 80 turnovers (1.20 a/to).

- IUPUI has made (104) almost as many free throws as the opposition has attempted (108), and done so at a 68.9 percent clip. Minnett is shooting 88.9 percent from the foul line and Burk has a team-high 26 made free throws in league games.

MR. 1,000

Junior Marcus Burk netted his **1,000 collegiate point** in the Dec. 14 win over Purdue Fort Wayne with a three-point play at the 12:57 mark of the first half. Burk, an Indianapolis-native, tallied 776 in two seasons at Campbell and now has 361 this season, giving him 1,137 in his collegiate career.

Here are some more tidbits on Burk:

- Burk has been IUPUI's top offensive player all season, ranking No. 2 in the Horizon League in scoring (19.0 ppg) and fourth in the league in threes made (2.7/gm). He also ranks tops in the league in three-point percentage at 39.1 percent.

- Burk tallied a season-high 32 points (12-of-21 FG, 7-of-10 3's) against Loyola (Md.), falling one shy of his career-high 33 from his sophomore year at Campbell. Burk's 32 was the most by an IUPUI player since Darell Combs hit the same number against South Dakota on Feb. 25, 2016.

- While Burk is averaging nearly 20 points per game, no IUPUI player has averaged 20 points per game for an entire season since Alex Young averaged 20.4 points per game in 2011-12. Only three players - Odell Bradley (23.1, 2003-04), George Hill (21.5, 2007-08) and Young (20.4, 2011-12) - have averaged better than 20 points per game during the Jaguars' Division I era.

- Burk is currently second in the Horizon League with nine 20-point scoring games, trailing only Detroit Mercy's Antoine Davis.

MR. WINDEX

Junior Elijah Goss currently **leads the Horizon League** and ranks No. 11 nationally in rebounding at 11.0 per contest, more than a full rebound ahead of second place Naz Bohannon (YSU). He owns four of the seven highest single-game totals in the Horizon League this season, including grabbing a school record 21 against IUSB (Dec. 10), 18 against Youngstown State (Dec. 28) and 17 at Morehead State (Dec. 4). His 21 boards against IUSB is the third-highest single-game total in NCAA Division I this season.

All total, Goss has led the Jaguars in rebounds in 16 of the team's 19 games.

Five games into this season, he was averaging 6.0 rebounds per game, but has since grabbed at least 10 boards in 10 of the Jaguars' 14 games.

In league play, Goss leads the league in rebounding (14.5 rpg), defensive boards (8.8 rpg) and offensive rebounds (5.7 rpg). He has three double-doubles in six games and grabbed double-digit boards in every league contest.

Goss now has nine career double-doubles and has led the Jags in rebounding in each of the past 12 games.

SPLASH BROTHERS

IUPUI's version of the Splash Brothers - Marcus Burk and Jaylen Minnett - is on pace to reach unprecedented heights.

Burk leads the league in percentage (39.1%) and is tied for third in threes made at

2.74/game. Minnett is second in both threes made (3.21/game) and three-point percentage (37.2%). By hitting a combined 5.9 threes/game, the duo is tops in the league for a tandem as Northern Kentucky's Dante Walton and Tyler Sharpe are next in line.

Burk is fifth among active juniors (45th among all players) in college basketball with 210 career threes and Minnett is 12th on that list (76th overall) with 190 makes.

TOP GUNS

Burk and Minnett are accounting for the bulk of the Jaguars' offense, having taken 49 percent of the team's field goal attempts (554 of 1121) and 73 percent of the team's three-point attempts (297 of 409). In addition, the duo has accounted for more than 50 percent (655 of 1309) of the team's total points.

Burk (19.0 ppg) and Minnett (15.5 ppg) easily lead the team in scoring while three others - Elijah Goss (8.5), Grant Weatherford (8.1) and Isaiah Williams (8.0) - are next in line.

MINNETT NOTES

Junior Jaylen Minnett, the 2019 Horizon League Sixth Man of the Year, won't be a repeat winner as he's started every game this season. The 6-foot-1 Terre Haute-native, averaged 12.0 points per game and drilled 78 3's last season, while coming off the bench in all but the season finale.

Some other tidbits on Minnett include:

- He currently owns the nation's **third-longest streak** of consecutive games with at least one made three at 55 games... Minnett made at least one trey in all 33 games last season and the final three games of the 2017-18 season... the last time Minnett went without a three in a game was against Oakland on Feb. 19, 2018 when he was held without a triple in 14 minutes.

- Minnett enters play sixth on IUPUI's all-time list with 190 made 3's in his career... he's seven triples away from fifth-place Gary Patterson's 196 career triples.

- His 78 3's made last season was the 7th-highest single-season total in IUPUI history.

- His 7.1 ppg scoring average as a freshman in 2017-18 was the highest by an IUPUI rookie since Alex Young average 10.8 points per game in 2008-09.

- His 51 made 3's in 2017-18 were the most by an IUPUI freshman in the program's Division I era (1998-present).

WARM WEATHERFORD

Junior Grant Weatherford is making a claim to join Burk and Minnett as an elite three-point shooter. After starting the season 0-of-6 from deep in the season's first eight games, Weatherford is 13-of-27 (48.1%) from beyond the arc in the Jaguars' last 11 games, coinciding with his return to the starting lineup.

Since rejoining the starting unit, Weatherford has tallied in double-digits eight times. During the 11 games, Weatherford is averaging 11.2 points, 5.1 rebounds, 2.1 assists and 1.5 steals per game while shooting 49.5 percent (45-of-91) from the field and three.

Weatherford is currently amidst a career-best four straight games scoring in double-figures dating back to the game at Milwaukee on Jan. 3.

STORY TELLER

In IUPUI's five wins this season, the Jags have held opponents to 37.5 percent shooting overall and 26.1 percent from three-point range.

In the Jaguars' 14 losses, foes have shot 49.5 percent overall and 39 percent from beyond the arc.

Eight of the 14 opponents to have beaten the Jags have shot 50 percent or better from the floor.

FREEBIES

IUPUI enters play ranked 326th of 350 teams in free throw percentage at 63.8 percent, which is well on pace to be the lowest mark in the program's Division I era. The current low mark was a 65.4 percent for the 2008-09 season. The lowest single-season mark on record in program history was a 62.7 percent in the 1976-77 campaign.

...HOWEVER

Since the Youngstown State loss in which IUPUI made just 12-of-28 (42.9 percent) at the foul line, IUPUI has been efficient since. Since then, IUPUI is a combined 92-of-123 (74.7 percent) in the last five games.

FULL 40

Junior Jaylen Minnett's 40-minute effort at Green Bay on Jan. 5 was the first full 40 posted by an IUPUI player in a non-overtime game since Marcellus Barksdale played all 40 minutes at Western Illinois on Mar. 1, 2014.

STARTERS DOING IT ALL

Head coach Byron Rimm has shown a reluctance to delve too deeply into his bench as IUPUI reserves accounted for just 11.7 points per game this season. IUPUI is getting just 10 percent of its points from reserves and has had seven games in which the bench has provided fewer than 10 points. The Jags' bench has scored a season-high 19 points on three different occasions.

BASKETBALL CENTRAL

IUPUI will be a big part of the center of the college basketball universe this March as the 2020 Horizon League Championships will be played at the Indiana Farmers Coliseum on Mar. 9-10 and the department will later serve as institutional co-host of an NCAA Men's Basketball Regional at Lucas Oil Stadium on Mar. 26-28, alongside the Horizon League and Indiana Sports Corporation.

Both the men's and women's Horizon League Semifinals (Mar. 9) and Championship games (Mar. 10) will be played at Indiana Farmers Coliseum as 2020 marks the first of a three-year rotation.



NEWS, NOTES & STORYLINES (CONT.)

GRADE CHECKS

Six different Jaguars posted a grade point average of 3.0 or better during the fall - Mike DePersia, Elyjah Goss, Brandon Kenyon, Sawyer Stoltz, Grant Weatherford and Taveion White. Weatherford, who is pursuing his Master's degree in Organizational Leadership, had the team's top GPA for the fall at 3.67.

WHERE'D THEY GO?

IUPUI graduated the Horizon League's Defensive Player of the Year D.J. McCall, who's currently playing in the G-League for the Fort Wayne Mad Antz. In addition, three-year starter Evan Hall also graduated on the inside, as did 7-foot-1 big man Ahmed Ismail.

The other key departure was second team All-Horizon League selection Camron Justice, who pursued a graduate transfer, and is now playing at Western Kentucky. The Jags also suffered two other defections at the start of the school year as local product Jack Hansen decided not to continue his college basketball career after appearing in 31 games last season.

The other came when highly touted freshman Calvin Temple opted to transfer to Louisiana at the start of the school year. Temple, a 6-foot-1 guard who was one of the top prep players from the state of Mississippi, practiced with the Jaguars during the summer before opting to transfer.

LARGE CLASS

IUPUI entered the season with an eight-man junior class eligibility wise, tying for the eighth largest class in all of college basketball. Below are the lists of largest classes.

- 11 total: Navy (freshman class), Utah (freshman class)
- 10 total: Air Force (freshman class), TCU (freshman class)
- 9 total: Colorado (jr. class), CSU Bakersfield (jr. class), Middle Tenn. (jr. class)
- 8 total: Idaho (jr. class), IUPUI (jr. class)

FAMILY TIES

-DePersia comes from a notable basketball family in the state of New Jersey and he and his brothers - twins Rob and Nick - are one of just four sets of siblings in NJ high school basketball history to have all scored 1,000 points in their high school careers. DePersia led his Haddonfield squad to back-to-back state titles his junior and senior seasons. His two brothers went on to play collegiately at Rowan University and were named the Albert Carino Boys Basketball Club of South Jersey Small College Players of the Year last April while playing for former Penn State standout Joe Crispin. Rob recently joined the Villanova program as a graduate assistant.

-Kemp's older brother is a WR with the Kansas City Chiefs, Marcus Kemp. Kemp played at the University of Hawaii and is now in his second season with the Chiefs, having joined the team as an undrafted free agent in 2017.

PRO NOTES

In addition to the success that former IUPUI Jaguar George Hill is continuing to have in his 12th NBA season, IUPUI presently has seven former players playing professionally all over the world.

- George Hill / Milwaukee Bucks (NBA)
- Darell Combs / Mgzavrebi (Georgia Superleague)
- Alex Young / Al Ahly (Egyptian Superleague)
- Ahmed Ismail / Al Ahly (Egyptian Superleague)
- D.J. McCall / Fort Wayne Mad Ants (G-League)
- Robert Glenn / H.Galilee (Israeli National League)
- Maurice Kirby / Shoot it Dragon (Thailand TBL)

AT THE HORN

Winning games at the horn has been a staple of recent IUPUI squads. In the past five seasons, IUPUI has won five games in the closing seconds, including three as time expired:

- P.J. Boutte - 15' floater at the horn vs. Ball State (71-69 / Nov. 22, 2014)
- Marcellus Barksdale - layup at the horn at IPFW (84-82 / Jan. 23, 2016)
- Jordan Pickett - wing 3 with :02 vs. NDSU (73-72 / Jan. 31, 2016)
- Darell Combs - wing J with :01.5 vs. SDSU (85-83 / Jan. 18, 2017)
- Evan Hall - layup at the horn vs. Milwaukee (72-71 / Jan. 10, 2018)

21 UP

Last February, Hall of Famer Matt Crenshaw became just the 3rd player in school history to have his jersey retired, joining #34 Carlos Knox and #3 George Hill, in the rafters.

Crenshaw finished as the program's all-time leader in assists and hit the game-winning shot in the 2003 Mid-Continent Conference Tournament to send IUPUI to the NCAA Tournament. He later played overseas and returned to IUPUI as a longtime member of the coaching staff before joining the Ball State coaching staff just prior to the start of last season.

Hill was among those to attend the festivities.



HUNTER TO THE HALL

Longtime IUPUI head coach Ron Hunter was inducted as part of the Jaguars' Hall of Fame Class of 2019 this past February.

Hunter, now the head coach at Tulane University, guided the IUPUI basketball program from 1994-2011 and is the program's all-time leader in wins (275), winning percentage (.557), games coached (494), winning seasons (11) and 20-win seasons (4). He guided IUPUI to its only ever NCAA Division I NCAA Tournament appearance in 2003. Led by future NBAer George Hill, his 2007-08 team won a school record 26 games and two years later, his team went 25-11 and collected the program's first-ever Division I postseason win. He was a two-time league Coach of the Year and clearly elevated the program during his tenure.

He earned national acclaim for his work with Samaritan's Feet as the first in the country to coach a game in his bare feet in January 2008 to raise awareness for those in need. He later personally delivered shoes to individuals in Peru and Costa Rica. He collected numerous honors for his philanthropic work including being named a 2008 ABC News Person of the Year, the 2010 Indiana Pathfinder Award recipient and an NABC Guardians of the Game Pillar Award for Service.



UNIVERSITY QUICK FACTS

Location	Indianapolis, Ind.
Founded	1969
Nickname	Jaguars
Colors	Red, gold & black
Enrollment	30,000
Affiliation	NCAA Division I
Conference	The Horizon League
Home Facility (Cap.)	Indiana Farmers Coliseum (6,800)
Chancellor	Dr. Nasser Paydar
Athletics Director	Dr. Roderick Perry
Website	www.IUPUIJags.com
Twitter	@IUPUIJaguars
Athletics Phone	(317) 278-5247
Mailing Address	1000 Waterway Blvd. Indianapolis, IN 46202

BASKETBALL HISTORY

First Yr. of basketball	1972
Seasons of basketball	48th
Seasons of Division I basketball	22nd
Division I (1998-pres.) Record	275-302 (.477)
NCAA Appearances	1
Last NCAA Appearance	2003
Last Postseason Appearance	2019 (CIT - First Round)

UNIVERSITY NOTES

ABOUT THE UNIVERSITY

IUPUI is a public research university located in downtown Indianapolis that is the result of a merger of the Purdue Indianapolis Extension Center (1946) and Indiana University Indianapolis (1916). The merger was completed in 1969 and athletics began in 1972.

The university offers more than 200 degree programs and boasts an enrollment over 30,000 (22,000 undergrad and 8,000 postgrad). The university also boasts an endowment of more than \$850 million.

The university is ranked among the Top 200 "National Universities" and ranked 7th for "Up and Coming Schools." U.S. News has ranked IUPUI among the nation's elite for 13 straight years.

All total, the campus covers 509 acres and is located along Indy's Cultural Trail.

IUPUI includes the nation's largest nursing school, the second largest medical school in the country, the only dental school in the state, and the country's oldest school of physical education. IUPUI is among the top 20 campuses in the nation for graduate professional degrees conferred

ATHLETIC PROWESS

IUPUI was a primary beneficiary of the 1987 Pan-American Games in Indianapolis and continues to boast some world renowned facilities.

The IU Natatorium is located on the IUPUI campus and is among the best swimming & diving facilities in the world. It has hosted the U.S. Olympic Team Trials four different times and 12 NCAA National Championship meets. In addition, the 2017 World Juniors were held at IUPUI and 16 world records have been set in the Natatorium water.

Adjacent west is the Michael A. Carroll Track & Soccer Stadium which has hosted several USA Outdoor Track & Field Championships and NCAA Championships, along with the 1988 US Olympic Trials. Florence Griffith-Joyner set the 100m world record of 10.49 on the track.

In basketball circles, IUPUI is best known as the long-time host of the Nike All-American Camp, which was held on campus for two decades. The nation's top prep players and coaches from every level converged on campus for two weeks each summer in what was considered the elite college recruiting event of the year. Alum included LeBron James, Chris Webber, Allen Iverson, Kevin Garnett, Jason Kidd and Paul Pierce, among many others.

GEORGE HILL

IUPUI's best known basketball alum is current NBAer George Hill, who is in his 12th year in the league this season. Hill was originally drafted by the San Antonio Spurs (1st rd., 26th overall) in 2008.

He's played for the Spurs (2008-11), Indiana Pacers (2011-16), Utah Jazz (2016-17), Sacramento Kings (2017-18), Cleveland Cavaliers (2018) and Milwaukee Bucks (2018-pres.). He's played in more than 700 regular season games, making nearly 450 career starts and averaging 11.2 points per game in his NBA career.

Entering this season, he's played in 117 career playoff games, starting 90 times and averaging 12.3 points per game.

2019-2020 MISCELLANEOUS STATISTICS

IUPUI'S RECORD WHEN...

	'19-20 Overall	'19-20 Horizon	Under Rimm
Home:	3-5	0-4	3-5
Away:	2-7	1-1	2-7
Neutral:	0-2	0-0	0-2
Overtime:	0-0	0-0	0-0
Lead @ Halftime:	5-3	1-1	5-3
Trail @ Halftime:	0-11	0-4	0-11
Tied @ Halftime:	0-0	0-0	0-0
Leading w/ 5:00 left:	5-2	1-2	5-2
Trailing w/ 5:00 left:	0-11	0-3	0-11
Tied w/ 5:00 left:	0-1	0-0	0-1
Shooting 50% or better:	1-1	0-1	1-1
Shooting 40-50%:	3-6	1-2	3-6
Shooting less than 40%:	1-7	0-2	1-7
Opp. shoots 50% or better:	0-8	0-3	0-8
Opp. shoots 40-50%:	1-4	0-2	1-4
Opp. shoots less than 40%:	4-2	1-0	4-2
Shooting better % than opp.	4-1	1-1	4-1
Shooting worse % than opp.	1-13	0-4	1-13
Scoring less than 50:	0-1	0-0	0-1
Score 50-59 pts:	0-3	0-0	0-3
Score 60-69 pts:	0-3	0-0	0-3
Score 70-79 pts:	3-6	0-4	3-6
Score 80-89 pts:	1-1	0-1	1-1
Score 90+ pts:	1-0	1-0	1-0
Opp. scores less than 50:	0-0	0-0	0-0
Opp. scores 50-59 pts:	2-1	0-0	2-1
Opp. scores 60-69 pts:	2-0	0-0	2-0
Opp. scores 70-79 pts:	1-2	1-1	1-2
Opp. scores 80-89 pts:	0-7	0-3	0-7
Opp. scores 90+ pts:	0-4	0-1	0-4
Commit less TO than opp.	3-3	0-1	3-3
Commit more TO than opp.	2-10	1-3	2-10
Commit same TO as opp.	0-1	0-1	0-1
Outrebound opponent:	3-3	1-1	3-3
Outrebounded:	2-11	0-4	2-11
Rebounding is equal:	0-0	0-0	0-0
Bench outscores opp.:	1-0	0-0	1-0
Bench is outscored:	4-14	1-5	4-14
Bench scoring is equal:	0-0	0-0	0-0
Hit more FT than opp.:	4-5	1-4	4-5
Hit less FT than opp.:	1-8	0-0	1-8
Hit same FT as opp.:	0-1	0-1	0-1
Hit more 3's than opp.:	4-3	1-1	4-3
Hit less 3's than opp.:	1-8	0-3	1-8
Hit same 3's as opp.:	0-3	0-1	0-3
Decided by 5 pts or less:	0-4	0-2	0-4
Decided by 6-10 points:	1-3	0-1	1-3
Decided by 10+ points:	4-7	1-2	4-7
In home whites:	3-6	0-3	3-6
In road blacks:	2-6	1-1	2-6
In road reds:	0-2	0-1	0-2
7 in double-digits:	0-0	0-0	0-0
6 in double-digits:	0-0	0-0	0-0
5 in double-digits:	1-0	0-0	1-0
4 in double-digits:	1-4	1-3	1-4
3 in double-digits:	2-6	0-2	2-6
2 in double-digits:	1-2	0-0	1-2
1 in double-digits:	0-2	0-0	0-2
0 in double-digits:	0-0	0-0	0-0
On Mondays:	1-2	0-1	1-2
On Tuesdays:	1-1	0-0	1-1
On Wednesdays:	1-3	0-0	1-3
On Thursdays:	0-0	0-0	0-0
On Fridays:	0-3	0-2	0-3
On Saturdays:	1-4	0-1	1-4
On Sundays:	1-1	1-1	1-1
In November:	2-6	0-0	2-6
In December:	2-5	0-2	2-5
In January:	1-3	1-3	1-3
In February:	0-0	0-0	0-0
In March:	0-0	0-0	0-0

CAREER DOUBLE-DIGIT PERFORMANCES/STARTS/DUNKS

Double-Digit Scoring Gms

Name	Sea	Car
Minnett	15	43
Goss	8	18
Burk	16	16
Weatherford	8	15
Williams	6	6
Jackson Jr.	2	2
DePersia	1	1
Tyson	1	1

20+ Point Scoring Games

Name	Sea	Car
Burk	9	9
Minnett	3	7
Weatherford	0	2

30+ Point Scoring Games

Name	Sea	Car
Burk	1	1
Minnett	1	1

Double-Digit Reb. Games

Name	Sea	Car
Goss	11	19

Double-Doubles

Name	Sea	Car
Goss	6	9

Games Started

Name	Sea	Car
Burk	18	18
DePersia	7	7
Goss	15	40
Minnett	18	23
Tyson	8	8
Weatherford	12	45
Williams	12	12

Dunks

Name	Sea	Car
Burk	2	2
Goss	16	57
Jackson Jr.	2	2
Kemp	0	1
Kenyon	2	4
Tyson	10	10
Weatherford	0	1
Williams	1	1

TIMES LEADING THE TEAM IN...

Points Name	Sea	Car
Minnett	7	17
Burk	11	11
Weatherford	2	3
Goss	0	1

Rebounds Name	Sea	Car
Goss	16	32
Weatherford	1	3
Burk	2	2
Tyson	2	2
Minnett	1	1
Williams	1	1

Assists Name	Sea	Car
Minnett	8	20
Weatherford	6	19
DePersia	6	6
Goss	1	3
Williams	2	2
Burk	1	1
Tyson	1	1

Steals Name	Sea	Car
Weatherford	6	16
Minnett	5	14
Goss	3	11
Burk	6	6
DePersia	3	3
Kemp	1	1
Tyson	1	1

Blocked Shots Name	Sea	Car
Goss	11	27
Tyson	7	7
Minnett	1	4
Burk	2	2
Weatherford	2	2
Williams	2	2
Jackson Jr.	1	1
Stoltz	1	1
White	1	1

SPECIALTY STATS

PP = Points in the Paint; POT = Points off Turnover; 2nd = 2nd Chance Points; BP = Bench Points

Opponent	Result	PP	POT	2nd	BP	Largest Lead	Largest Deficit	Lead Changes	Ties
#Tiffin	W, 81-77	38/34	12/32	2/10	12/28	11	4	20	12
at Butler	L, 47-80	22/50	7/19	15/11	8/15	0	33	0	0
at Bradley	L, 56-90	20/42	4/18	5/18	10/17	0	38	0	0
Anderson	W, 72-55	36/30	19/23	8/4	19/14	28	0	0	0
at South Florida	W, 70-53	26/20	27/15	7/10	12/15	19	7	22	9
at Loyola	L, 62-85	22/36	17/20	9/4	12/17	3	30	4	4
vs. Loyola (Md.)	L, 77-81	34/26	21/26	8/6	14/22	8	9	4	5
vs. Southern	L, 77-83	32/38	8/16	13/10	19/45	10	7	4	2
Evansville	L, 64-70	30/34	8/8	10/14	19/38	12	8	11	8
at Morehead State	L, 51-56	22/34	9/12	5/10	9/17	6	12	3	0
at Ball State	L, 54-102	20/26	2/20	16/21	7/33	2	48	1	1
IU South Bend	W, 80-60	30/40	20/20	22/9	14/26	24	0	0	0
Purdue Fort Wayne	W, 74-65	28/26	14/5	4/15	7/23	14	0	0	0
at Fresno State	L, 64-95	20/30	12/23	10/29	17/36	2	36	3	1
*Youngstown State	L, 73-83	24/36	20/25	9/15	7/16	4	12	11	9
*Cleveland State	L, 80-82	34/40	19/21	12/10	12/24	2	12	2	3
*at Milwaukee	L, 74-78	46/28	19/20	16/10	6/43	11	7	20	8
*at Green Bay	W, 93-78	28/24	18/7	8/16	7/45	25	0	0	1
*Wright State	L, 70-84	22/32	11/14	16/12	10/22	0	26	0	1
*Northern Kentucky	L, 71-96	32/40	10/19	17/14	13/22	1	27	2	1
*UIC									
*at Detroit Mercy									
*at Oakland									
*at Cleveland State									
*at Youngstown State									
*Green Bay									
*Milwaukee									
*at Northern Kentucky									
*at Wright State									
*at UIC									
*Oakland									
*Detroit Mercy									
*at HL 1st Rd.									
*at HL Quarters									
*at HL Semis									
*at HL Finals									
Totals		528/632	265/331	210/238	222/490			87	53
Averages		27.8/33.3	13.9/17.4	11.1/12.5	11.7/25.8			4.6	2.8

WIN/LOSS MARGINS

Wins									1						3		
Margin	1	2	3	4	5	6	7	8	9	10	11-15	16-20	21-29	30+			
Losses		1		2	1	2				1	1		2	4			

2019-2020 IUPUI STATISTICS

IUPUI Basketball IUPUI Combined Team Statistics (as of Jan 12, 2020) All games



RECORD:	OVERALL	HOME	AWAY	NEUTRAL
ALL GAMES	5-14	3-5	2-7	0-2
CONFERENCE	1-5	0-4	1-1	0-0
NON-CONFERENCE	4-9	3-1	1-6	0-2

##	Player	gp-gs	min	avg	Total		3-Point		F-Throw		Rebounds				pf	dq	a	to	blk	stl	pts	avg
					fg-fga	fg%	3fg-fga	3fg%	ft-fa	ft%	off	def	tot	avg								
14	BURK, Marcus	19-19	622	32.7	132-303	.436	52-133	.391	45-59	.763	8	51	59	3.1	54	2	33	47	2	28	361	19.0
00	MINNETT, Jaylen	19-19	652	34.3	95-251	.378	61-164	.372	43-53	.811	8	58	66	3.5	29	0	64	38	2	26	294	15.5
32	GOSS, Elijah	19-16	525	27.6	64-137	.467	0-3	.000	34-65	.523	75	134	209	11.0	45	0	13	35	23	9	162	8.5
23	WEATHERFORD, Gra	19-13	624	32.8	57-120	.475	13-33	.394	27-43	.628	25	61	86	4.5	40	0	45	50	2	27	154	8.1
13	WILLIAMS, Isaiah	18-13	399	22.2	49-117	.419	4-11	.364	42-78	.538	30	50	80	4.4	57	2	24	36	5	10	144	8.0
02	JACKSON JR., Jamil	15-0	179	11.9	17-65	.262	7-35	.200	14-20	.700	3	13	16	1.1	15	0	8	15	1	3	55	3.7
30	TYSON, Zo	19-8	264	13.9	27-43	.628	0-0	.000	8-12	.667	16	33	49	2.6	42	0	8	15	10	6	62	3.3
10	DePERSIA, Mike	19-7	432	22.7	19-56	.339	2-24	.083	16-30	.533	15	29	44	2.3	41	0	48	27	0	20	56	2.9
11	KENYON, Brandon	8-0	45	5.6	5-13	.385	1-5	.200	4-5	.800	2	8	10	1.3	10	0	0	1	0	2	15	1.9
01	KEMP, Jakoby	5-0	21	4.2	2-11	.182	0-1	.000	0-0	.000	2	3	5	1.0	3	0	0	2	0	1	4	0.8
12	TAYLOR, Marlon	7-0	10	1.4	1-3	.333	0-0	.000	0-0	.000	1	2	3	0.4	0	0	1	1	0	1	2	0.3
20	STOLTZ, Sawyer	4-0	8	2.0	0-1	.000	0-0	.000	0-0	.000	0	2	2	0.5	0	0	0	2	1	0	0	0.0
15	WHITE, Taveion	9-0	19	2.1	0-1	.000	0-0	.000	0-0	.000	2	0	2	0.2	5	0	0	1	1	1	0	0.0
Team											32	22	54					10				
Total.....		0	3800		468-1121	.417	140-409	.342	233-365	.638	219	466	685	0.0	341	4	244	280	47	134	1309	0.0
Opponents.....		0	3800		545-1180	.462	168-477	.352	218-313	.696	218	503	721	0.0	338	4	307	251	71	142	1476	0.0

TEAM STATISTICS	IUPUI	OPP
SCORING	1309	1476
Points per game	68.9	77.7
Scoring margin	-8.8	-
FIELD GOALS-ATT	468-1121	545-1180
Field goal pct	.417	.462
3 POINT FG-ATT	140-409	168-477
3-point FG pct	.342	.352
3-pt FG made per game	7.4	8.8
FREE THROWS-ATT	233-365	218-313
Free throw pct	.638	.696
F-Throws made per game	12.3	11.5
REBOUNDS	685	721
Rebounds per game	36.1	37.9
Rebounding margin	-1.9	-
ASSISTS	244	307
Assists per game	12.8	16.2
TURNOVERS	280	251
Turnovers per game	14.7	13.2
Turnover margin	-1.5	-
Assist/turnover ratio	0.9	1.2
STEALS	134	142
Steals per game	7.1	7.5
BLOCKS	47	71
Blocks per game	2.5	3.7
ATTENDANCE	8581	32471
Home games-Avg/Game	8-1073	9-3561
Neutral site-Avg/Game	-	2-210

Date	Opponent	Score	Att.
11/06/19	at Butler	L 47-80	7706
11/09/19	at Bradley	L 56-90	5518
11/11/19	ANDERSON (IN)	w 72-55	1051
^ 11/13/19	at South Fla.	w 70-53	2474
^ 11/20/19	at Loyola Chicago	L 62-85	2402
^ 11/25/19	vs Loyola Maryland	L 77-81	269
^ 11/26/19	vs Southern U.	L 77-83	152
11/30/19	EVANSVILLE	L 64-70	1659
12/04/19	at Morehead State	L 51-56	1776
12/07/19	at Ball St.	L 54-102	4733
12/10/19	IND.-SOUTH BEND	w 80-60	1085
12/14/19	PURDUE FORT WAYNE	w 74-65	1098
12/20/19	at Fresno State	L 64-95	4798
* 12/28/19	YOUNGSTOWN ST.	L 73-83	868
* 12/30/19	CLEVELAND ST.	L 80-82	889
* 01/03/20	at Milwaukee	L 74-78	977
* 01/05/20	at Green Bay	w 93-78	1666
* 01/10/20	WRIGHT ST.	L 70-84	1142
* 01/12/20	NORTHERN KY.	L 71-96	789

^ = Cayman Islands Classic
* = Horizon League game

Score by Periods	1st	2nd	Totals
IUPUI	656	653	1309
Opponents	704	772	1476

2019-2020 IUPUI HORIZON LEAGUE ONLY STATISTICS

IUPUI Basketball IUPUI Combined Team Statistics (as of Jan 12, 2020) Conference games only



RECORD:	OVERALL	HOME	AWAY	NEUTRAL
ALL GAMES	1-5	0-4	1-1	0-0
CONFERENCE	1-5	0-4	1-1	0-0
NON-CONFERENCE	0-0	0-0	0-0	0-0

##	Player	gp-gs	min	avg	Total		3-Point		F-Throw		Rebounds				pf	dq	a	to	blk	stl	pts	avg
					fg-fga	fg%	3fg-fga	3fg%	ft-fa	ft%	off	def	tot	avg								
00	MINNETT, Jaylen	6-6	221	36.8	36-85	.424	23-56	.411	24-27	.889	2	12	14	2.3	12	0	27	12	0	10	119	19.8
14	BURK, Marcus	6-6	211	35.2	41-92	.446	11-38	.289	26-34	.765	2	18	20	3.3	17	1	13	19	1	9	119	19.8
23	WEATHERFORD, Gra	6-6	210	35.0	24-54	.444	4-13	.308	9-14	.643	10	23	33	5.5	14	0	11	20	1	7	61	10.2
32	GOSS, Elyjah	6-6	198	33.0	21-45	.467	0-2	.000	17-33	.515	34	53	87	14.5	16	0	5	6	10	3	59	9.8
13	WILLIAMS, Isaiah	5-5	100	20.0	11-30	.367	2-6	.333	13-21	.619	5	13	18	3.6	18	0	10	6	0	4	37	7.4
10	DePERSIA, Mike	6-1	130	21.7	9-18	.500	2-8	.250	10-16	.625	7	12	19	3.2	16	0	24	6	0	6	30	5.0
30	TYSON, Zo	6-0	70	11.7	11-15	.733	0-0	.000	2-2	1.000	4	7	11	1.8	6	0	1	3	3	1	24	4.0
02	JACKSON JR., Jamil	5-0	49	9.8	3-15	.200	1-10	.100	3-4	.750	1	3	4	0.8	7	0	4	6	0	1	10	2.0
12	TAYLOR, Marlon	2-0	3	1.5	1-2	.500	0-0	.000	0-0	.000	1	1	2	1.0	0	0	1	0	0	0	2	1.0
11	KENYON, Brandon	1-0	1	1.0	0-1	.000	0-0	.000	0-0	.000	0	0	0	0.0	0	0	0	0	0	0	0	0.0
15	WHITE, Taveion	2-0	5	2.5	0-0	.000	0-0	.000	0-0	.000	0	0	0	0.0	2	0	0	0	0	0	0	0.0
01	KEMP, Jakoby	1-0	2	2.0	0-1	.000	0-0	.000	0-0	.000	0	0	0	0.0	1	0	0	0	0	0	0	0.0
Team											8	5	13					2				
Total.....		6	1200		157-358	.439	43-133	.323	104-151	.689	74	147	221	36.8	109	1	96	80	15	41	461	76.8
Opponents.....		6	1200		184-389	.473	60-149	.403	73-108	.676	72	152	224	37.3	128	2	108	77	17	41	501	83.5

TEAM STATISTICS	IUPUI	OPP
SCORING	461	501
Points per game	76.8	83.5
Scoring margin	-6.7	-
FIELD GOALS-ATT	157-358	184-389
Field goal pct	.439	.473
3 POINT FG-ATT	43-133	60-149
3-point FG pct	.323	.403
3-pt FG made per game	7.2	10.0
FREE THROWS-ATT	104-151	73-108
Free throw pct	.689	.676
F-Throws made per game	17.3	12.2
REBOUNDS	221	224
Rebounds per game	36.8	37.3
Rebounding margin	-0.5	-
ASSISTS	96	108
Assists per game	16.0	18.0
TURNOVERS	80	77
Turnovers per game	13.3	12.8
Turnover margin	-0.5	-
Assist/turnover ratio	1.2	1.4
STEALS	41	41
Steals per game	6.8	6.8
BLOCKS	15	17
Blocks per game	2.5	2.8
ATTENDANCE	3688	2643
Home games-Avg/Game	4-922	2-1322
Neutral site-Avg/Game	-	0-0

Date	Opponent		Score	Att.
* 12/28/19	YOUNGSTOWN ST.	L	73-83	868
* 12/30/19	CLEVELAND ST.	L	80-82	889
* 01/03/20	at Milwaukee	L	74-78	977
* 01/05/20	at Green Bay	W	93-78	1666
* 01/10/20	WRIGHT ST.	L	70-84	1142
* 01/12/20	NORTHERN KY.	L	71-96	789

^ = Cayman Islands Classic

* = Horizon League game

Score by Periods	1st	2nd	Totals
IUPUI	227	234	461
Opponents	245	256	501

2019-2020 STATISTICAL SPLITS

Wins (5 total)

Wins (5 total)					Total	3-Point	F-Throw	Rebounds														
##	Player	gp-gs	min	avg	fg-fga	fg%	3fg-fga	3fg%	ft-fa	ft%	off	def	tot	avg	pf	dq	a	to	blk	stl	pts	avg
14	BURK, Marcus	5-5	170	34.0	44-88	.500	20-41	.488	13-14	.929	2	20	22	4.4	9	0	13	14	0	10	121	24.2
00	MINNETT, Jaylen	5-5	174	34.8	29-71	.408	22-50	.440	17-18	.944	1	17	18	3.6	6	0	23	13	1	8	97	19.4
32	GOSS, Elijah	5-3	131	26.2	20-39	.513	0-0	.000	12-19	.632	19	44	63	12.6	13	0	5	11	8	2	52	10.4
23	WEATHERFORD, Gra	5-3	160	32.0	15-25	.600	4-9	.444	8-11	.727	6	23	29	5.8	9	0	16	12	0	11	42	8.4
13	WILLIAMS, Isaiah	5-5	102	20.4	13-28	.464	1-2	.500	7-13	.538	8	12	20	4.0	16	0	5	7	3	3	34	6.8
02	JACKSON JR., Jamil	5-0	60	12.0	7-29	.241	2-13	.154	3-4	.750	2	5	7	1.4	3	0	3	2	1	2	19	3.8
10	DePERSIA, Mike	5-2	125	25.0	6-19	.316	1-9	.111	1-3	.333	6	11	17	3.4	12	0	13	12	0	8	14	2.8
11	KENYON, Brandon	1-0	9	9.0	1-3	.333	0-1	.000	0-0	.000	1	3	4	4.0	3	0	0	1	0	0	2	2.0
30	TYSON, Zo	5-2	49	9.8	4-8	.500	0-0	.000	0-0	.000	2	8	10	2.0	8	0	1	3	2	3	8	1.6
01	KEMP, Jakoby	1-0	2	2.0	0-1	.000	0-1	.000	0-0	.000	0	0	0	0.0	0	0	0	0	0	0	0	0.0
20	STOLTZ, Sawyer	1-0	4	4.0	0-0	.000	0-0	.000	0-0	.000	0	2	2	2.0	0	0	0	2	1	0	0	0.0
12	TAYLOR, Marlon	2-0	5	2.5	0-1	.000	0-0	.000	0-0	.000	0	1	1	0.5	0	0	0	1	0	1	0	0.0
15	WHITE, Taveion	2-0	9	4.5	0-1	.000	0-0	.000	0-0	.000	2	0	2	1.0	2	0	0	1	1	1	0	0.0
Team											14	7	21					6				
Total.....		5	1000		139-313	.444	50-126	.397	61-82	.744	63	153	216	43.2	81	0	79	85	17	49	389	77.8
Opponents.....		5	1000		121-323	.375	35-134	.261	34-59	.576	66	119	185	37.0	79	1	61	87	22	44	311	62.2

Losses (14 total)

Losses (14 total)				Total		3-Point		F-Throw		Rebounds												
#	Player	gp-gs	min	avg	fg-fga	fg%	3fg-fga	3fg%	ft-fa	ft%	off	def	tot	avg	pf	dq	a	to	blk	stl	pts	avg
14	BURK, Marcus	14-14	452	32.3	88-215	.409	32-92	.348	32-45	.711	6	31	37	2.6	45	2	20	33	2	18	240	17.1
00	MINNETT, Jaylen	14-14	478	34.1	66-180	.367	39-114	.342	26-35	.743	7	41	48	3.4	23	0	41	25	1	18	197	14.1
13	WILLIAMS, Isaiah	13-8	297	22.8	36-89	.404	3-9	.333	35-65	.538	22	38	60	4.6	41	2	19	29	2	7	110	8.5
23	WEATHERFORD, Gra	14-10	464	33.1	42-95	.442	9-24	.375	19-32	.594	19	38	57	4.1	31	0	29	38	2	16	112	8.0
32	GOSS, Elijah	14-13	394	28.1	44-98	.449	0-3	.000	22-46	.478	56	90	146	10.4	32	0	8	24	15	7	110	7.9
30	TYSON, Zo	14-6	215	15.4	23-35	.657	0-0	.000	8-12	.667	14	25	39	2.8	34	0	7	12	8	3	54	3.9
02	JACKSON JR., Jamil	10-0	119	11.9	10-36	.278	5-22	.227	11-16	.688	1	8	9	0.9	12	0	5	13	0	1	36	3.6
10	DePERSIA, Mike	14-5	307	21.9	13-37	.351	1-15	.067	15-27	.556	9	18	27	1.9	29	0	35	15	0	12	42	3.0
11	KENYON, Brandon	7-0	36	5.1	4-10	.400	1-4	.250	4-5	.800	1	5	6	0.9	7	0	0	0	0	2	13	1.9
01	KEMP, Jakoby	4-0	19	4.8	2-10	.200	0-0	.000	0-0	.000	2	3	5	1.3	3	0	0	2	0	1	4	1.0
12	TAYLOR, Marlon	5-0	5	1.0	1-2	.500	0-0	.000	0-0	.000	1	1	2	0.4	0	0	1	0	0	0	2	0.4
20	STOLTZ, Sawyer	3-0	4	1.3	0-1	.000	0-0	.000	0-0	.000	0	0	0	0.0	0	0	0	0	0	0	0	0.0
15	WHITE, Taveion	7-0	10	1.4	0-0	.000	0-0	.000	0-0	.000	0	0	0	0.0	3	0	0	0	0	0	0	0.0
Team											18	15	33					4				
Total.....		14	2800		329-808	.407	90-283	.318	172-283	.608	156	313	469	33.5	260	4	165	195	30	85	920	65.7
Opponents.....		14	2800		424-857	.495	133-343	.388	184-254	.724	152	384	536	38.3	259	3	246	164	49	98	1165	83.2

Home (3-5)

Home (3-5)					Total	3-Point	F-Throw	Rebounds														
#	Player	gp-gs	min	avg	fg-fga	fg%	3fg-fga	3fg%	ft-fa	ft%	off	def	tot	avg	pf	dq	a	to	blk	stl	pts	avg
14	BURK, Marcus	8-8	270	33.8	55-129	.426	21-58	.362	32-42	.762	2	16	18	2.3	22	1	22	17	2	14	163	20.4
00	MINNETT, Jaylen	8-8	279	34.9	44-112	.393	30-81	.370	19-23	.826	2	21	23	2.9	16	0	32	18	1	10	137	17.1
13	WILLIAMS, Isaiah	7-6	163	23.3	22-48	.458	2-7	.286	21-36	.583	14	19	33	4.7	22	0	12	10	3	3	67	9.6
32	GOSS, Elyjah	8-7	237	29.6	29-58	.500	0-2	.000	13-30	.433	36	69	105	13.1	21	0	6	12	9	6	71	8.9
23	WEATHERFORD, Gra	8-6	267	33.4	24-57	.421	2-11	.182	15-23	.652	18	28	46	5.8	17	0	22	22	1	15	65	8.1
10	DePERSIA, Mike	8-3	159	19.9	9-22	.409	1-10	.100	12-21	.571	5	13	18	2.3	14	0	14	12	0	9	31	3.9
02	JACKSON JR., Jamil	7-0	94	13.4	9-38	.237	2-18	.111	6-8	.750	3	8	11	1.6	6	0	7	6	1	3	26	3.7
30	TYSON, Zo	8-2	90	11.3	9-16	.563	0-0	.000	2-2	1.000	7	13	20	2.5	10	0	1	5	5	1	20	2.5
11	KENYON, Brandon	2-0	10	5.0	1-4	.250	0-1	.000	0-0	.000	1	3	4	2.0	3	0	0	1	0	0	2	1.0
12	TAYLOR, Marlon	4-0	8	2.0	1-3	.333	0-0	.000	0-0	.000	1	2	3	0.8	0	0	1	1	0	1	2	0.5
01	KEMP, Jakoby	2-0	4	2.0	0-2	.000	0-1	.000	0-0	.000	0	0	0	0.0	1	0	0	0	0	0	0	0.0
20	STOLTZ, Sawyer	1-0	4	4.0	0-0	.000	0-0	.000	0-0	.000	0	2	2	2.0	0	0	0	2	1	0	0	0.0
15	WHITE, Taveion	4-0	15	3.8	0-1	.000	0-0	.000	0-0	.000	2	0	2	0.5	4	0	0	1	1	1	0	0.0
Team											15	15	30					4				
Total.....		8	1600		203-490	.414	58-189	.307	120-185	.649	106	209	315	39.4	136	1	117	111	24	63	584	73.0
Opponents.....		8	1600		227-515	.441	63-200	.315	78-116	.672	95	214	309	38.6	160	2	113	114	34	64	595	74.4

Road/Neutral (2-9)

Road/Neutral (2-9)			Total				3-Point		F-Throw		Rebounds													
##	Player	gp-gs	min	avg	fg-fga	fg%	3fg-fga	3fg%	ft-fa	ft%	off	def	tot	avg	pf	dq	a	to	blk	stl	pts	avg		
14	BURK, Marcus	11-11	352	32.0	77-174	.443	31-75	.413	13-17	.765	6	35	41	3.7	32	1	11	30	0	14	198	18.0		
00	MINNETT, Jaylen	11-11	373	33.9	51-139	.367	31-83	.373	24-30	.800	6	37	43	3.9	13	0	32	20	1	16	157	14.3		
32	GOSS, Elijah	11-9	288	26.2	35-79	.443	0-1	.000	21-35	.600	39	65	104	9.5	24	0	7	23	14	3	91	8.3		
23	WEATHERFORD, Gra	11-7	357	32.5	33-63	.524	11-22	.500	12-20	.600	7	33	40	3.6	23	0	23	28	1	12	89	8.1		
13	WILLIAMS, Isaiah	11-7	236	21.5	27-69	.391	2-4	.500	21-42	.500	16	31	47	4.3	35	2	12	26	2	7	77	7.0		
30	TYSON, Zo	11-6	174	15.8	18-27	.667	0-0	.000	6-10	.600	9	20	29	2.6	32	0	7	10	5	5	42	3.8		
02	JACKSON JR., Jamil	8-0	85	10.6	8-27	.296	5-17	.294	8-12	.667	0	5	5	0.6	9	0	1	9	0	0	29	3.6		
10	DePERSIA, Mike	11-4	273	24.8	10-34	.294	1-14	.071	4-9	.444	10	16	26	2.4	27	0	34	15	0	11	25	2.3		
11	KENYON, Brandon	6-0	35	5.8	4-9	.444	1-4	.250	4-5	.800	1	5	6	1.0	7	0	0	0	0	2	13	2.2		
01	KEMP, Jakoby	3-0	17	5.7	2-9	.222	0-0	.000	0-0	.000	2	3	5	1.7	2	0	0	2	0	1	4	1.3		
15	WHITE, Taveion	5-0	4	0.8	0-0	.000	0-0	.000	0-0	.000	0	0	0	0.0	1	0	0	0	0	0	0	0.0		
20	STOLTZ, Sawyer	3-0	4	1.3	0-1	.000	0-0	.000	0-0	.000	0	0	0	0.0	0	0	0	0	0	0	0	0.0		
12	TAYLOR, Marlon	3-0	2	0.7	0-0	.000	0-0	.000	0-0	.000	0	0	0	0.0	0	0	0	0	0	0	0	0.0		
Team											17	7	24				6							
Total.....		11	2200		265-631	.420	82-220	.373	113-180	.628	113	257	370	33.6	205	3	127	169	23	71	725	65.9		
Opponents.....		11	2200		318-665	.478	105-277	.379	140-197	.711	123	289	412	37.5	178	2	194	137	37	78	881	80.1		

2019-2020 INDIVIDUAL SUPERLATIVES

	IUPUI	Opponent
Points	32- Burk vs. Loyola (Md.) (11/25/19)	33- Tyler Sharpe vs. Northern Ky. (1/12/20)
Field Goals Made	12- Burk vs. Loyola (Md.) (11/25/19)	12- Tyler Sharpe vs. Northern Ky. (1/12/20)
Field Goals Attempted	21- four times	21- Tyler Sharpe vs. Northern Ky. (1/12/20)
Highest FG Pct. (min. 5 made)	.714 (10-14)- Burk at South Florida (11/13/19)	.909 (10-11)- twice
3-Pt Field Goals Made	7- twice	6- twice
3-Pt Field Goals Attempted	14- Burk vs. Southern (11/26/19)	12- twice
3-Pt FG Pct. (min. 3 made)	1.000 (5-5)- Weatherford at Fresno State (12/20/19)	1.000 (5-5)- Bill Wampler vs. Wright St. (1/10/20)
Free Throws Made	9- Minnett at Green Bay (1/5/20)	8- twice
Free Throws Attempted	10- three times	9- Loudon Love vs. Wright St. (1/10/20)
Free Throw Pct. (min. 5 made)	1.000 (9-9)- Minnett at Green Bay (1/5/20)	1.000 (8-8)- twice
Offensive Rebounds	11- Goss vs. Youngstown St. (12/28/19)	7- Loudon Love vs. Wright St. (1/10/20)
Defensive Rebounds	15- Goss at Morehead St. (12/4/19)	11- twice
Total Rebounds	21- Goss vs. IU South Bend (12/10/19)	15- three times
Assists	8- DePersia at Green Bay (1/5/20)	10- Darrell Brown at Bradley (11/9/19)
Turnovers	6- twice	5- four times
Blocked Shots	6- Goss at Milwaukee (1/3/20)	6- Tahjai Teague at Ball St. (12/7/19)
Steals	5- Weatherford vs. Purdue Fort Wayne (12/14/19)	7- Laquincy Rideau at South Florida (11/13/19)
Minutes Played (regulation game)	40- Minnett at Green Bay (1/5/20)	40- Aaron Thompson at Butler (11/6/19)
Minutes Played (OT game)		

2019-2020 TEAM SUPERLATIVES

IUPUI High	IUPUI Low	Statistical Category	Opponent High	Opponent Low
93 - at Green Bay (1/5)	47 - at Butler (11/6)	Points	102 - at Ball St. (12/7/19)	53 - at South Florida (11/13)
53 - at Green Bay (1/5)	12 - at Morehead St. (12/4)	1st Half Points	53 - vs. Wright St. (1/10)	22 - IU South Bend (12/10)
46 - Cleveland St. (12/30)	21 - at Butler (11/6)	2nd Half Points	62 - at Ball St. (12/7/19)	17 - at South Florida (11/13)
31 - at Green Bay (1/5)	19 - three times	Field Goals	37 - vs. Northern Ky. (1/20)	20 - at South Florida (11/13)
74 - IU South Bend (12/10)	49 - at South Florida (11/13)	Field Goal Attempts	71 - at Fresno St. (12/20)	44 - at Loyola (11/20)
.519 - Cleveland St. (12/30)	.302 - at Ball St. (12/7/19)	FG Percentage	.614 - at Loyola (11/20)	.324 - Anderson (11/11)
14 - at Green Bay (1/5)	2 - at Milwaukee (1/3/20)	3-Point Field Goals	15 - twice	4 - twice
28 - at Green Bay (1/5)	13 - at Milwaukee (1/3/20)	3-Point Field Goal Att.	39 - at Fresno St. (12/20)	13 - Cleveland St. (12/30)
.526 - at South Florida (11/13)	.143 - at Butler (11/6)	3-Point FG Percentage	.563 - at Loyola (11/20)	.167 - Anderson (11/11)
27 - vs. Wright St. (1/10)	2 - at Butler (11/6)	Free Throws	23 - at Ball St. (12/7/19)	2 - IU South Bend (12/10)
40 - vs. Wright St. (1/10)	8 - at Butler (11/6)	Free Throw Attempts	32 - vs. Wright St. (1/10)	3 - IU South Bend (12/10)
.893 - Cleveland St. (12/30)	.250 - at Butler (11/6)	Free Throw Percentage	.941 - at Fresno St. (12/20)	.429 - vs. Purdue FW (12/14)
22 - IU South Bend (12/10)	6 - vs. Purdue FW (12/14)	Offensive Rebounds	19 - at Fresno St. (12/20)	2 - at Loyola (11/20)
42 - Anderson (11/11)	16 - at Loyola (11/20)	Defensive Rebounds	35 - at Morehead St. (12/4)	17 - at South Florida (11/13)
58 - Anderson (11/11)	27 - twice	Total Rebounds	48 - vs. Wright St. (1/10)	25 - at Loyola (11/20)
24 - vs. Wright St. (1/10)	10 - IU South Bend (12/10)	Fouls	25 - twice	12 - at Morehead St. (12/4)
22 - at Green Bay (1/5)	2 - at Ball St. (12/7/19)	Assists	22 - vs. Northern Ky. (1/20)	8 - twice
23 - Anderson (11/11)	7 - vs. Evansville (11/30)	Turnovers	25 - IU South Bend (12/10)	7 - at Bradley (11/9)
8 - IU South Bend (12/10)	0 - four times	Blocked Shots	8 - three times	1 - four times
13 - IU South Bend (12/10)	2 - vs. Evansville (11/30)	Steals	14 - IU South Bend (12/10)	2 - twice

2019-2020 GAME-BY-GAME LEADERS / STARTING FIVES

Opponent	Starting 5 (alphabetically)	Points	Rebounds	Assists	Blocks	Steals
#Tiffin	Burk-Goss-Minnett-Weatherford-Williams	Burk (31)	Goss (11)	Burk/Minnett (4)	Goss (4)	Burk (6)
at Butler	Burk-Goss-Minnett-Weatherford-Williams	Burk (17)	4 tied w/ (5)	DePersia/Tyson (2)	3 tied w/ (1)	Tyson (3)
at Bradley	Burk-Goss-Minnett-Weatherford-Williams	Minnett (17)	Goss (8)	Weatherford (4)	Goss (2)	Burk (2)
Anderson	Burk-DePersia-Minnett-Tyson-Williams	Burk (25)	Goss (10)	Weatherford (4)	3 tied w/ (1)	Burk (4)
at South Fla.	Burk-DePersia-Minnett-Tyson-Williams	Burk (26)	Burk (9)	Minnett (7)	Goss (1)	Minnett (4)
at Loyola (Ill.)	Burk-DePersia-Minnett-Tyson-Williams	Burk (23)	Goss (5)	DePersia (4)	none	DePersia (3)
vs. Loyola (Md.)	Burk-DePersia-Goss-Minnett-Tyson	Burk (32)	Goss (13)	Williams (5)	none	Minnett (3)
vs. Southern	Burk-DePersia-Goss-Minnett-Tyson	Burk (27)	Tyson/Williams (6)	Weatherford (4)	Tyson (3)	Weatherford (3)
Evansville	Burk-DePersia-Goss-Minnett-Tyson	Burk/Minnett (18)	Goss (9)	Minnett (4)	Burk (1)	Goss/Weatherford (1)
at Morehead St.	Burk-Goss-Minnett-Tyson-Weatherford	Weatherford (17)	Goss (17)	DePersia/Minnett (3)	Goss/Williams (2)	Minnett (3)
at Ball St.	Burk-Goss-Minnett-Tyson-Weatherford	Minnett (17)	Goss (9)	DePersia/Weatherford (1)	none	4 tied w/ (1)
IU South Bend	Burk-Goss-Minnett-Weatherford-Williams	Burk (21)	Goss (21)	3 tied w/ (3)	Goss (4)	DePersia (3)
Purdue Fort Wayne	Burk-Goss-Minnett-Weatherford-Williams	Burk (22)	Goss (11)	Weatherford (6)	4 tied w/ (1)	Weatherford (5)
at Fresno St.	Burk-Goss-Minnett-Weatherford-Williams	Weatherford (16)	Goss (7)	DePersia (3)	Tyson/Weatherford (1)	Weatherford (2)
*Youngstown St.	Burk-Goss-Minnett-Weatherford-Williams	Burk/Minnett (16)	Goss (18)	Minnett (6)	3 tied w/ (1)	4 tied w/ (2)
*Cleveland St.	Burk-DePersia-Goss-Minnett-Weatherford	Minnett (23)	Goss (11)	Minnett (6)	3 tied w/ (1)	Weatherford (3)
*at Milwaukee	Burk-Goss-Minnett-Weatherford-Williams	Goss (19)	Goss (16)	DePersia (5)	Goss (6)	3 tied w/ (2)
*at Green Bay	Burk-Goss-Minnett-Weatherford-Williams	Minnett (31)	Goss (17)	DePersia (8)	Goss (1)	Burk (2)
*Wright St.	Burk-Goss-Minnett-Weatherford-Williams	Minnett (24)	Goss (14)	3 tied w/ (2)	Goss/Tyson (1)	Minnett (3)
*Northern Kentucky	Burk-Goss-Minnett-Weatherford-Williams	Burk (25)	Goss (11)	Minnett (4)	none	Burk (2)
*UIC						
*at Detroit Mercy						
*at Oakland						
*at Cleveland St.						
*at Youngstown St.						
*Green Bay						
*Milwaukee						
*at Northern Kentucky						
*at Wright St.						
*at UIC						
*Oakland						
*Detroit Mercy						
HL 1st Rd.						
HL 2nd Rd.						
HL Semis						
HL Finals						

2019-2020 COMPARISON STATISTICS

Opponent	1st	2nd	Score	Mar	Total FG	FG Pct	3-Pointers	3FG Pct	Free Throws	FT Pct	Rebounds	Assist	T/Over	Block	Steal	Fouls
Butler	26/36	21/44	47-80	(33)	21-57/35-59	.368/.593	3-21/6-14	.143/.429	2-8/4-9	.250/.444	30/36 (6)	7/21	14/9	3/4	5/6	14/13
Bradley	23/47	33/43	56-90	(34)	19-54/32-67	.352/.478	7-24/9-27	.292/.333	11-17/17-22	.647/.773	30/46 (16)	10/19	15/7	2/2	4/4	18/15
ANDERSON (IN)	49/29	23/26	72-55	+17	29-68/22-68	.426/.324	8-26/4-24	.308/.167	6-14/7-12	.429/.583	58/33 +25	13/8	23/13	3/6	10/10	20/14
South Fla.	38/36	32/17	70-53	+17	25-49/20-54	.510/.370	10-19/5-23	.526/.217	10-13/8-18	.769/.444	30/35 (5)	15/8	22/23	1/3	10/12	18/14
Loyola Chicago	31/39	31/46	62-85	(23)	23-56/27-44	.411/.614	10-22/9-16	.455/.563	6-9/22-24	.667/.917	28/25 +3	13/16	15/14	0/4	6/7	20/15
Loyola Maryland	36/39	41/42	77-81	(4)	29-60/28-54	.483/.519	9-22/13-29	.409/.448	10-19/12-19	.526/.632	35/30 +5	16/20	19/17	0/2	11/11	23/16
Southern U.	42/38	35/45	77-83	(6)	27-56/34-60	.482/.567	7-20/7-17	.350/.412	16-24/8-12	.667/.667	30/36 (6)	13/17	10/12	4/1	4/2	17/21
EVANSVILLE	37/27	27/43	64-70	(6)	23-58/25-63	.397/.397	5-18/5-23	.278/.217	13-24/15-19	.542/.789	38/44 (6)	13/11	7/8	1/4	2/3	19/20
Morehead State	12/24	39/32	51-56	(5)	21-60/22-61	.350/.361	6-17/4-22	.353/.182	3-10/8-14	.300/.571	40/46 (6)	9/14	14/12	4/8	7/6	17/12
Ball St.	24/40	30/62	54-102	(48)	19-63/32-58	.302/.552	5-14/15-34	.357/.441	11-19/23-29	.579/.793	35/38 (3)	2/20	16/9	0/8	4/9	23/15
IND.-SOUTH BEND	44/22	36/38	80-60	+20	28-74/26-65	.378/.400	10-27/6-25	.370/.240	14-19/2-3	.737/.667	49/39 +10	13/10	17/25	8/7	13/14	10/18
PURDUE FORT WAYNE	42/30	32/35	74-65	+9	26-58/26-67	.448/.388	8-26/10-35	.308/.286	14-16/3-7	.875/.429	34/43 (9)	16/14	11/15	4/4	10/6	14/17
Fresno State	25/52	39/43	64-95	(31)	21-50/32-71	.420/.451	9-20/15-39	.450/.385	13-22/16-17	.591/.941	27/46 (19)	8/21	17/10	2/1	7/11	19/20
YOUNGSTOWN ST.	38/41	35/42	73-83	(10)	26-58/31-59	.448/.525	9-25/9-22	.360/.409	12-28/12-14	.429/.857	34/35 (1)	18/15	15/19	3/3	9/9	16/25
CLEVELAND ST.	34/37	46/45	80-82	(2)	28-54/31-58	.519/.534	9-23/7-13	.391/.538	15-18/13-16	.833/.813	27/28 (1)	21/15	16/15	3/1	9/8	17/20
Milwaukee	37/34	37/44	74-78	(4)	29-62/29-68	.468/.426	2-13/12-29	.154/.414	14-19/8-14	.737/.571	40/39 +1	12/17	15/13	6/2	7/8	17/21
Green Bay	53/38	40/40	93-78	+15	31-64/27-69	.484/.391	14-28/10-27	.500/.370	17-20/14-19	.850/.737	45/35 +10	22/21	12/11	1/2	6/2	19/16
WRIGHT ST.	31/53	39/31	70-84	(14)	19-57/29-69	.333/.420	5-23/9-23	.217/.391	27-40/17-32	.675/.531	38/48 (10)	9/18	12/9	2/8	5/6	24/25
NORTHERN KY.	34/42	37/54	71-96	(25)	24-63/37-66	.381/.561	4-21/13-35	.190/.371	19-26/9-13	.731/.692	37/39 (2)	14/22	10/10	0/1	5/8	16/21

Note: Game totals are displayed in the format TEAM/OPPONENT for each category

2019-2020 POINTS-REBOUNDS-ASSISTS

Opponent	Date	Score	00	01	02	10	11	12	13
			MINNETT,JA	KEMP,JAKOB	JACKSON JR	DEPERIA,M	KENYON,BRA	TAYLOR,MAR	WILLIAMS,I
at Butler	11/06/19	47-80	L 7-5-0	DNP	DNP	0-2-2	DNP	DNP	3-4-1
at Bradley	11/09/19	56-90	L 17-3-2	DNP	6-2-0	2-2-1	0-1-0	DNP	9-5-1
ANDERSON (IN)	11/11/19	72-55	w 17-5-3	DNP	0-4-2	4-6-0	2-4-0	0-1-0	7-7-1
at South Fla.	11/13/19	70-53	w 17-3-7	DNP	3-0-0	4-4-3	DNP	DNP	9-2-0
at Loyola Chicago	11/20/19	62-85	L 6-4-3	DNP	7-0-0	4-2-4	3-2-0	0-0-0	9-4-1
vs Loyola Maryland	11/25/19	77-81	L 12-6-3	DNP	0-0-0	1-0-3	3-1-0	DNP	7-5-5
vs Southern U.	11/26/19	77-83	L 6-5-3	DNP	0-0-0	7-2-1	DNP	0-0-0	13-6-0
EVANSVILLE	11/30/19	64-70	L 18-4-4	DNP	DNP	1-1-1	DNP	DNP	15-8-3
at Morehead State	12/04/19	51-56	L 13-5-3	2-3-0	DNP	0-1-3	0-0-0	DNP	7-5-0
at Ball St.	12/07/19	54-102	L 17-3-0	2-2-0	3-2-0	0-2-1	0-0-0	DNP	2-4-0
IND.-SOUTH BEND	12/10/19	80-60	w 15-2-3	0-0-0	11-2-0	1-2-2	DNP	0-0-0	10-3-1
PURDUE FORT WAYNE	12/14/19	74-65	w 17-5-4	DNP	5-1-1	2-0-0	DNP	DNP	6-4-1
at Fresno State	12/20/19	64-95	L 13-2-2	0-0-0	10-1-1	0-1-3	7-2-0	0-0-0	10-5-0
YOUNGSTOWN ST.	12/28/19	73-83	L 16-0-6	DNP	3-1-1	2-0-3	DNP	DNP	14-5-3
CLEVELAND ST.	12/30/19	80-82	L 23-0-6	DNP	2-0-2	11-4-4	0-0-0	DNP	DNP
at Milwaukee	01/03/20	74-78	L 18-4-3	DNP	DNP	4-5-5	DNP	DNP	6-3-2
at Green Bay	01/05/20	93-78	w 31-3-6	DNP	0-0-0	3-5-8	DNP	DNP	2-4-2
WRIGHT ST.	01/10/20	70-84	L 24-4-2	0-0-0	0-1-1	6-4-1	DNP	2-1-0	4-2-2
NORTHERN KY.	01/12/20	71-96	L 7-3-4	DNP	5-2-0	4-1-3	DNP	0-1-1	11-4-1

Opponent	Date	Score	14	15	20	23	30	32
			BURK,MARCU	WHITE,TAVE	STOLTZ,SAW	WEATHERFOR	TYSON,ZO	GOSS,ELYJA
at Butler	11/06/19	47-80	L 17-5-1	DNP	DNP	6-5-1	8-5-2	6-3-0
at Bradley	11/09/19	56-90	L 15-3-1	0-0-0	0-0-0	1-1-4	2-3-0	4-8-1
ANDERSON (IN)	11/11/19	72-55	w 25-2-2	0-2-0	0-2-0	6-9-4	0-3-0	11-10-1
at South Fla.	11/13/19	70-53	w 26-9-2	0-0-0	DNP	6-3-1	2-2-0	3-4-2
at Loyola Chicago	11/20/19	62-85	L 23-3-0	0-0-0	0-0-0	0-0-3	8-4-1	2-5-1
vs Loyola Maryland	11/25/19	77-81	L 32-3-1	DNP	DNP	4-5-4	4-1-0	14-13-0
vs Southern U.	11/26/19	77-83	L 27-2-2	0-0-0	DNP	6-1-4	8-6-2	10-5-1
EVANSVILLE	11/30/19	64-70	L 18-0-3	0-0-0	DNP	4-6-1	0-4-1	8-9-0
at Morehead State	12/04/19	51-56	L 8-4-1	DNP	DNP	17-2-1	0-2-0	4-17-1
at Ball St.	12/07/19	54-102	L 6-1-0	0-0-0	0-0-0	10-7-1	4-2-0	10-9-0
IND.-SOUTH BEND	12/10/19	80-60	w 21-1-3	DNP	DNP	3-7-3	2-3-0	17-21-1
PURDUE FORT WAYNE	12/14/19	74-65	w 22-4-4	DNP	DNP	14-4-6	0-1-0	8-11-0
at Fresno State	12/20/19	64-95	L 2-2-0	DNP	DNP	16-3-1	0-2-1	6-7-0
YOUNGSTOWN ST.	12/28/19	73-83	L 16-2-3	DNP	DNP	7-3-1	2-1-0	13-18-1
CLEVELAND ST.	12/30/19	80-82	L 19-4-4	DNP	DNP	7-4-4	10-3-0	8-11-1
at Milwaukee	01/03/20	74-78	L 15-3-1	DNP	DNP	10-7-1	2-1-0	19-16-0
at Green Bay	01/05/20	93-78	w 27-6-2	DNP	DNP	13-6-2	4-1-1	13-17-1
WRIGHT ST.	01/10/20	70-84	L 17-2-0	0-0-0	DNP	12-5-1	2-3-0	3-14-2
NORTHERN KY.	01/12/20	71-96	L 25-3-3	0-0-0	DNP	12-8-2	4-2-0	3-11-0

ALL-TIME RESULTS

Date	Res.	Loc.	Score
Feb. 12, 1980	L	H	67-78
Feb. 10, 1981	L	A	77-91
Nov. 30, 1999	L	A	65-70
Jan. 4, 2018	L	H	65-70
Jan. 27, 2018	L	A	62-71
Jan. 4, 2019	W	A	66-64
Feb. 9, 2019	L	H	75-76

shaded games denote IUPUI's Division I era
score totals in **bold** denote highest in series history

THE LAST MEETING - IUPUI 83, NORTHERN KENTUCKY 77 (Feb. 1, 2019 - INDIANAPOLIS)

JAGS DROP 76-75 HEARTBREAKER TO UIC INDIANAPOLIS (Feb. 9, 2019) - The

IUPUI basketball team dropped a second straight come-from-behind effort to cap the current five-game homestand on Saturday (Feb. 9) as the Jaguars battled back from an 18-point deficit before ultimately falling to UIC, 76-75. IUPUI misfired on three potential go-ahead attempts in the final seconds, including a hook shot from Ahmed Ismail on the final play, before UIC escaped with the game's final rebound.

Sophomore Jaylen Minnett led the Jaguars with 20 points off the bench, including four treys, and Ismail bullied his way to 13 points, eight boards and two blocked shots in the loss. Marcus Ottey led five UIC (13-12, 7-5 HL) players in double-digits with 13 points and both Tarkus Ferguson and Michael Diggins closed with 12 apiece.

"Honestly, I thought it was a really good basketball game. Any time you lose by one, you can look back at a million different things that could've swung it in your favor. A missed free throw, a missed block out, a missed layup - but all those things add up in a game like this," head coach Jason Gardner said. "I thought we did a really good job of getting stops in the second half and getting back in the game. We fought them really hard and came back and took the lead.

"When it came time to make plays to get the win, we didn't necessarily get it done."

IUPUI (14-11, 6-6 HL) trailed 50-36 at halftime and was down 61-43 with 13:18 to play before turning up the defense and making it a game late. A 13-1 IUPUI run cut the UIC lead to 64-61 with 9:01 left and was keyed by Minnett's hot shooting and some big plays from Grant Weatherford. Weatherford brought energy to the building by swooping in for a one-handed dunk in transition and later completed a three-point play.

Even after UIC pushed the lead back to 72-62 with 6:57 remaining, the Jags refused to wilt, instead firing back with a 13-2 run to take a 75-74 lead with 1:20 left. D.J. McCall swished an uncontested wing three to make it 74-72 and Evan Hall later tied the score with a tip-in of a Minnett miss.

The Jags later took the lead when Ismail split a pair of free throws with 80 seconds left. IUPUI then came up with a big defensive stand when Godwin Boahen missed a fallaway three, giving IUPUI the lead and possession with under a minute. However, a Camron Justice turnover resulted in a Ottey transition bucket, which was the eventual winner.

On the ensuing possession, McCall drove down the middle, but had a shot sent away by Ferguson. Hall grabbed the offensive board and fired to Justice in the left corner, who tried to draw a foul on a leaning three, to no avail. However, Jordan Blount grabbed the rebound, but threw the ball away on an outlet pass with 3.3 seconds left.

On the final possession, IUPUI opted to lob the ball inside to Ismail, who hurried a hook from just beyond the left block before time expired.

IUPUI shot just 39.7 percent for the game and 6-of-21 (28.6 percent) from three. Conversely, UIC shot 50 percent overall and 10-of-21 (47.6 percent), including eight first half makes. The Jaguars' saving grace was 16 offensive boards, which they converted into 17 points. The Jags turned it over just 11 times and outscored UIC 23-15 in points off turnovers.

Justice, who was wearing a protective mask after suffering an injury in the second half of last week's game with Wright State, was held to a season-low six points on just 2-of-10 shooting overall and 0-of-7 from three. Hall finished with 10 points and six rebounds while Weatherford added 10 points and four boards.

Rob Howard and Jamie Ahale tallied 11 each for UIC on a combined 5-of-7 from deep. Ferguson scored nine of his 12 points in a 58 second stretch of the first half that saw him hit three straight treys, turning a 13-12 IUPUI lead into a 21-13 UIC advantage.

UIC 76 • 13-12, 7-5 HL

#	Player	Total		3-Ptr		Rebounds		PF	TP	A	TO	Blk	Stl	Min
		FG-FGA	FG-FGA	FT-FTA	FT-FTA	Off	Def							
13	Jordan Blount	f	2-6	0-0	2-5	2	2	4	4	6	2	4	3	1
22	Rob Howard	f	4-6	2-2	1-3	2	1	3	5	11	0	0	3	0
01	Marcus Ottey	g	5-11	0-2	3-3	0	4	4	3	13	1	2	0	0
04	Tarkus Ferguson	g	4-12	4-8	0-0	0	5	5	3	12	5	3	2	3
25	Godwin Boahen	g	4-8	1-3	0-0	1	4	5	3	9	3	4	0	0
02	Michael Diggins	g	5-8	0-1	2-4	4	3	7	2	12	2	1	1	1
03	Jacob Wiley	g	0-0	0-0	0-0	0	0	0	0	0	0	0	0	0
20	Jamie Ahale	g	4-6	3-5	0-0	0	2	2	2	11	0	0	0	0
35	Travell Washington	g	1-1	0-0	0-0	1	0	1	1	2	2	1	0	0
Team						1	0	1						
Totals			29-58	10-21	8-15	11	21	32	23	76	15	15	9	5
FG % 1st Half: 19-32		59.4%	2nd half: 10-26		38.5%	Game: 29-58		50.0%	Deadball					
3FG % 1st Half: 8-13		61.5%	2nd half: 2-8		25.0%	Game: 10-21		47.6%	Rebounds					
FT % 1st Half: 4-8		50.0%	2nd half: 4-7		57.1%	Game: 8-15		53.3%	4,2					

IUPUI 75 • 14-11, 6-6 HL

#	Player	Total		3-Ptr		Rebounds		PF	TP	A	TO	Blk	Stl	Min
		FG-FGA	FG-FGA	FT-FTA	FT-FTA	Off	Def							
24	HALL, Evan	f	4-8	0-0	2-6	2	4	6	3	10	0	2	0	1
32	GOSS, Elyjah	f	1-4	0-1	1-2	3	3	6	3	3	1	0	0	0
05	JUSTICE, Camron	g	2-10	0-7	2-3	0	2	2	4	6	2	2	0	1
22	McCALL, D.J.	g	2-8	1-2	1-2	2	2	4	4	6	3	1	0	1
23	WEATHERFORD, Grant	g	4-6	0-0	2-3	2	2	4	1	10	1	2	0	1
00	MINNETT, Jaylen	g	6-13	4-9	4-4	0	1	1	1	20	1	1	0	0
04	HANSEN, Jack	g	2-4	1-2	0-0	2	1	3	1	5	0	0	0	1
10	ROGERS, Nick	g	1-1	0-0	0-0	0	0	0	1	2	2	2	0	3
15	ISMAIL, Ahmed	g	3-9	0-0	7-10	3	5	8	0	13	1	1	2	0
Team						2	1	3						
Totals			25-63	6-21	19-30	16	21	37	18	75	11	11	2	8
FG % 1st Half: 12-30		40.0%	2nd half: 13-33		39.4%	Game: 25-63		39.7%	Deadball					
3FG % 1st Half: 4-10		40.0%	2nd half: 2-11		18.2%	Game: 6-21		28.6%	Rebounds					
FT % 1st Half: 8-13		61.5%	2nd half: 11-17		64.7%	Game: 19-30		63.3%	10					

Officials: Josh White, Luke Schumer, Steve Honacki
Technical fouls: UIC-None. IUPUI-None.
Attendance: 1141

Score by periods	1st	2nd	Total
UIC	50	26	76
IUPUI	36	39	75

Points	In	Off	2nd	Fast
UIC	34	15	6	14
IUPUI	30	23	17	10

Last FG - UIC 2nd-00:26, IUPUI 2nd-02:01.
Largest lead - UIC by 18 2nd-13:18, IUPUI by 1 1st-19:46.
UIC led for 35:19. IUPUI led for 03:12. Game was tied for 01:29.

Score tied - 3 times.
Lead changed - 7 times.

SERIES BREAKDOWN

All-Time: IUPUI is 1-6 all-time against UIC

Current Streak: IUPUI has lost 1

Longest IUPUI Winning Streak: 1 game (Jan. 4, 2019)

Longest IUPUI Losing Streak: 5 games (Feb. 12, 1980 - Jan. 27, 2018)

Last Matchup: UIC 76, IUPUI 75 (Feb. 9, 2019 - Indianapolis)

Record at Home: 0-3

Record in Chicago: 1-3

Neutral: 0-0

Last 10 Matchups: IUPUI is 1-6

Largest Win: 66-64 on Jan. 4, 2019

Slimmest Win: 66-64 on Jan. 4, 2019

Largest Defeat: 77-91 on Feb. 10, 1981

Slimmest Defeat: 75-76 on Feb. 9, 2019



Byron Rimm II was named the program's interim head coach for the 2019-2020 season on Aug. 27, 2019, becoming the ninth head coach in program history. He originally joined the IUPUI program in October 2018 as the Jaguars' associate head coach.

In his first season on the Jaguars' sidelines, IUPUI's 16 wins were the program's most since a 19-win campaign in 2010-

11. Included in the wins was a benchmark road win at ACC foe Boston College and a win of the Niagara Regional of the Fort Myers Tip-Off Classic during non-conference play. The Jaguars were later selected to play in the 2019 CIT, earning the program's third postseason appearance in the Division I era.

Rimm has an extensive background in college basketball including having served as head coach at Prairie View A&M from 2006-15. During his time with the Panthers, the program ascended to new heights, including back-to-back appearances in the SWAC tournament championship game in 2013 and 2014. Before Prairie View, the Pensacola, Fla.-native gained valuable experience on the West Coast, which included assistant coaching stops at Pasadena City College and Chaffey Community College from 1997-2000.

He directed Cal State San Bernardino to a No. 3 national ranking in NCAA Division II during the 2000 campaign and then took over the reins as the head women's basketball coach at Texas College in Tyler, Texas, guiding the team to a 20-12 mark in his lone season. At the time, the 20-12 mark was the most successful season in program history. He then had a four-year run as the head men's coach with Jarvis Christian College before joining Prairie View A&M as an assistant for the 2005-06 season. He was promoted to the head coaching spot the following season at age 32.

He coached Prairie View A&M to winning seasons in 2008-09 and 2009-10 and won 115 games during his time as head coach. His 2014 squad boasted the highest APR ranking among SWAC teams and also registered the best score in program history.

Since then, Rimm has served as the director of basketball operations at Texas A&M Corpus Christi in 2016-17 and as an assistant at UC Riverside in 2017-18.

Rimm played at Ventura College and California State University Los Angeles before earning his degree from Cal State, Los Angeles in 1999. He earned his master's degree in education from American InterContinental University in 2005.



THE RIMM FILE

School: Cal State, Los Angeles, '99

Seasons with IUPUI:2nd season

Career Record:..... 187-256 (14 years)

Division I Record: 120-205 (10 years)

IUPUI Record:.....5-14 (1 year)

Coaching Experience:

.....1997-99, Asst. Coach, Pasadena C.C.
 1999-00, Asst. Coach, Chaffey College
 2000-01, Asst. Coach, Cal State San Bernadino
 2001-02, Head Coach, Texas College (women)
 2002-05, Head Coach, Jarvis Christian
 2006-16, Head Coach, Prairie View A&M
 2016-17, Director of Ops., Texas A&M CC
 2017-18, Assistant Coach, UC Riverside
 2018-19, Associate Head Coach, IUPUI
2019-pres., Interim Head Coach, IUPUI



PLAYER BIOS



JAYLEN MINNETT

#0

Junior | Guard
6-1 | 180
Terre Haute, Ind.
Terre Haute South

Birthdate: July 24, 1999 (age 20)
Major: Sports Management

QUICK NOTES

2019 Horizon League 6th Man of the Year... his 78 3's made last season was the 7th-highest single-season total in IUPUI history... enters play having made 129 career 3's, ranking 9th on the program's all-time list... his 7.1 ppg scoring average as a frosh was the highest by an IUPUI rookie since Alex Young averaged 10.8 points per game in 2008-09... his 51 3's made in '17-18 were the most by a freshman in the program's D1-era... named to the Indiana All-Star Team... finished as Terre Haute South's all-time leading scorer (1,782 career pts).

CAREER/SEASON HIGHS

CAREER HIGH	CATEGORY	SEASON HIGH
31 at Green Bay (1/5/2020)	PTS	31 at Green Bay (1/5/2020)
6 vs. Loyola (Md.) (11/25/2019)	REB	6 vs. Loyola (Md.) (11/25/2019)
7 at South Florida (11/13/19)	AST	7 at South Florida (11/13/19)
9 vs. IU Northwest (12/12/18)	FG	8 - twice
17 - 7x	FGA	17 - 4x
7 vs. Cleveland St. (12/30/2019)	3FG	7 vs. Cleveland St. (12/30/2019)
13 - 3x	3FGA	13 vs. Cleveland St. (12/30/2019)
9 at Green Bay (1/5/2020)	FT	9 at Green Bay (1/5/2020)
9 - twice	FTA	9 - twice
4 at South Florida (11/13/19)	STL	4 at South Florida (11/13/19)
1 - 5x	BLK	1 - twice
40 at Green Bay (1/5/2020)	MIN	40 at Green Bay (1/5/2020)

GAME-BY-GAME

Opponent	MIN	FG	3FG	FT	O-D-T	PF	A	TO	B	S	PTS
at Butler*	34	3-12	1-7	0-0	2-3-5	2	0	0	1	0	7
at Bradley*	29	5-11	5-8	2-2	0-3-3	0	2	2	0	0	17
Anderson*	29	6-14	4-10	1-2	0-5-5	3	3	1	0	1	17
at South Fla.*	34	5-14	4-9	3-3	1-2-3	0	7	4	0	4	17
at Loyola*	30	2-8	2-8	0-0	1-3-4	0	3	3	0	1	6
vs. Loyola (Md.)*	30	5-13	2-8	0-0	1-5-6	4	3	6	0	3	12
vs. Southern*	27	2-10	1-5	1-1	0-5-5	0	3	1	0	0	6
Evansville*	36	6-17	3-11	3-4	0-4-4	3	4	0	0	0	18
at Morehead St.*	38	5-17	2-7	1-3	1-4-5	1	3	0	0	3	13
at Ball St.*	35	6-12	4-7	1-3	0-3-3	0	0	1	0	1	17
IU South Bend*	35	5-12	5-10	0-0	0-2-2	2	3	5	1	2	15
Purdue FW*	36	5-16	3-11	4-4	0-5-5	0	4	2	0	0	17
at Fresno St.*	38	4-10	2-7	3-4	0-2-2	2	2	1	0	1	13
Youngstown St.*	34	6-13	4-9	0-0	0-0-0	3	6	6	0	1	16
Cleveland St.*	37	8-16	7-13	0-0	0-0-0	3	6	1	0	2	23
at Milwaukee*	38	6-17	2-7	4-5	0-4-4	3	3	1	0	2	18
at Green Bay*	40	8-15	6-10	9-9	0-3-3	1	6	1	0	1	31
Wright St.*	38	7-17	3-12	7-9	2-2-4	1	2	1	0	3	24
Northern Ky.*	34	1-7	1-5	4-4	0-3-3	1	4	2	0	1	7
UIC											
at Detroit Mercy											
at Oakland											
at Cleveland St.											
at Youngstown St.											
Green Bay											
Milwaukee											
at Northern Ky.											
at Wright St.											
at UIC											
Oakland											
Detroit Mercy											
HL 1st Round											
HL 2nd Round											
HL Semis											
HL Finals											

* denotes starter

CAREER STATS

Season	GP-GS	MIN-Avg	FG	Pct.	3FG	Pct.	FT	Pct.
2017-18	30-4	630-21.0	69-173	.399	51-126	.405	24-30	.800
2018-19	33-1	790-23.9	131-368	.356	78-247	.316	55-63	.873
2019-20	19-19	652-34.3	95-251	.378	61-164	.372	43-53	.811
TOTALS	82-24	2072-25.3	295-792	.372	190-537	.354	122-146	.836

REBOUNDS

Season	O-D-REB-AVG.	PF-DQ	AST	TO	BLK	STL	PTS-PPG
2017-18	12-24-36-1.2	42-0	35	39	1	14	213-7.1
2018-19	10-58-68-2.1	53-0	65	49	2	29	395-12.0
2019-20	8-58-66-3.5	29-0	64	38	2	26	294-15.5
TOTALS	30-140-170-2.1	124-0	164	126	5	69	902-11.0



JAKOBY KEMP

#1

Junior | Forward
6-8 | 190
Layton, Utah
Layton (Missouri/Salt Lake C.C.)

Birthdate: September 22, 1997 (age 22)
Major: General Studies

QUICK NOTES

Redshirted as a freshman at Missouri before transferring to play at Salt Lake Community College last season... helped Salt Lake to a 30-3 record and a trip to the NJCAA Tournament after winning the District I title... averaged 4.5 points and 2.6 rebounds per game as a freshman at Salt Lake... first-ever native of Utah in the IUPUI basketball program's history... older brother, Marcus, is a wide receiver for the Kansas City Chiefs (currently on IR) and played collegiately at Hawaii.

CAREER/SEASON HIGHS

CAREER HIGH	CATEGORY	SEASON HIGH
8 vs. IU Northwest (12/12/18)	PTS	2 - twice
4 at Cleveland State (2/16/19)	REB	3 at Morehead State (12/4/19)
1 vs. IU Kokomo (12/6/18)	AST	---
3 vs. IU Northwest (12/12/18)	FG	1 - twice
7 at Ball State (12/7/19)	FGA	7 at Ball State (12/7/19)
---	3FG	---
1 at Marshall (3/19/19)	3FGA	---
3 vs. IU Kokomo (12/6/18)	FT	---
4 vs. IU Kokomo (12/6/18)	FTA	---
1 - twice	STL	1 at Ball State (12/7/19)
1 vs. IU Kokomo (12/6/18)	BLK	---
11 - twice	MIN	11 at Ball State (12/7/19)

GAME-BY-GAME

Opponent	MIN	FG	3FG	FT	O-D-T	PF	A	TO	B	S	PTS
at Butler											DID NOT PLAY
at Bradley											DID NOT PLAY
Anderson											DID NOT PLAY
at South Fla.											DID NOT PLAY
at Loyola											DID NOT PLAY
vs. Loyola (Md.)											DID NOT PLAY
vs. Southern											DID NOT PLAY
Evansville											DID NOT PLAY
at Morehead St.	6	1-2	0-0	0-0	0-3-3	0	0	1	0	0	2
at Ball St.	11	1-7	0-0	0-0	2-0-2	1	0	0	0	1	2
IU South Bend	2	0-1	0-1	0-0	0-0-0	0	0	0	0	0	0
Purdue FW											DID NOT PLAY
at Fresno St.	0+	0-0	0-0	0-0	0-0-0	1	0	1	0	0	0
Youngstown St.											DID NOT PLAY
Cleveland St.											DID NOT PLAY
at Milwaukee											DID NOT PLAY
at Green Bay											DID NOT PLAY
Wright St.	2	0-1	0-0	0-0	0-0-0	1	0	0	0	0	0
Northern Ky.											DID NOT PLAY
UIC											
at Detroit Mercy											
at Oakland											
at Cleveland St.											
at Youngstown St.											
Green Bay											
Milwaukee											
at Northern Ky.											
at Wright St.											
at UIC											
Oakland											
Detroit Mercy											
HL 1st Round											
HL 2nd Round											
HL Semis											
HL Finals											

* denotes starter


CAREER STATS

Season	GP-GS	MIN-Avg	FG	Pct.	3FG	Pct.	FT	Pct.
2018-19	6-0	34-5.7	6-7	.857	0-1	.000	5-8	.625
2019-20	5-0	21-4.2	2-11	.182	0-1	.000	0-0	.000
TOTALS	11-0	55-5.0	8-18	.444	0-2	.000	5-8	.625

REBOUNDS

Season	O-D-REB-AVG.	PF-DQ	AST	TO	BLK	STL	PTS-PPG
2018-19	5-3-8-1.3	5-0	1	4	1	1	17-2.8
2019-20	2-3-5-1.0	3-0	0	2	0	1	4-0.8
TOTALS	7-6-13-1.2	8-0	1	6	1	2	21-1.9

PLAYER BIOS



JAMIL JACKSON JR. #2

Junior | Guard/Forward
6-6 | 190
Minneapolis, Minn.
Minneapolis North (Southern Utah)

Birthdate: Mar. 5, 1998 (age 21)
Major: General Studies

QUICK NOTES

Joined the IUPUI program in the summer of 2018 and sat out the 2018-19 season after transferring in from Southern Utah... limited to five games at SUU, totaling 14 points before missing the remainder of the season to injury... was an HM NJCAA All-American selection after averaging 16.3 ppg and 6.4 rpg as a freshman at Williston State in 2016-17... was named among the nation's Top 75 JUCO players after that season... hasn't played in a game since Nov. 25, 2017 when SUU lost at UNLV, 101-82... full name is Nieta Jamil Aki Jackson.

CAREER/SEASON HIGHS

CAREER HIGH	CATEGORY	SEASON HIGH
11 vs. IU South Bend (12/10/19)	PTS	11 vs. IU South Bend (12/10/19)
4 vs. Anderson (11/11/19)	REB	4 vs. Anderson (11/11/19)
2 - 4x	AST	2 - twice
4 - twice	FG	4 vs. IU South Bend (12/10/19)
13 vs. IU South Bend (12/10/19)	FGA	13 vs. IU South Bend (12/10/19)
2 - twice	3FG	2 - twice
5 at Fresno State (12/20/19)	3FGA	5 at Fresno State (12/20/19)
4 at Bradley (11/9/19)	FT	4 at Bradley (11/9/19)
5 at Bradley (11/9/19)	FTA	5 at Bradley (11/9/19)
1 - 5x	STL	1 - 3x
1 - twice	BLK	1 vs. Purdue Fort Wayne (12/14/19)
24 at Fresno State (12/20/19)	MIN	24 at Fresno State (12/20/19)

GAME-BY-GAME

Opponent	MIN	FG	3FG	FT	O-D-T	PF	A	TO	B	S	PTS
at Butler					DID NOT PLAY						
at Bradley	19	1-5	0-3	4-5	0-2-2	1	0	1	0	0	6
Anderson	16	0-5	0-3	0-0	0-4-4	0	2	0	0	0	0
at South Fla.	9	1-4	1-3	0-0	0-0-0	2	0	2	0	0	3
at Loyola	5	2-3	2-2	1-2	0-0-0	0	0	1	0	0	7
vs. Loyola (Md.)	7	0-1	0-1	0-0	0-0-0	1	0	1	0	0	0
vs. Southern	2	0-0	0-0	0-0	0-0-0	0	0	0	0	0	0
Evansville					DID NOT PLAY						
at Morehead St.					DID NOT PLAY						
at Ball St.	16	1-4	0-2	1-2	0-2-2	1	0	2	0	0	3
IU South Bend	14	4-13	0-3	3-4	2-0-2	0	0	0	0	1	11
Purdue FW	17	2-6	1-3	0-0	0-1-1	0	1	0	1	1	5
at Fresno St.	24	3-9	2-5	2-3	0-1-1	3	1	2	0	0	10
Youngstown St.	8	1-1	1-1	0-0	0-1-1	1	1	2	0	0	3
Cleveland St.	20	1-5	0-3	0-0	0-0-0	1	2	2	0	0	2
at Milwaukee					DID NOT PLAY						
at Green Bay	3	0-1	0-1	0-0	0-0-0	1	0	0	0	0	0
Wright St.	5	0-2	0-1	0-0	1-0-1	1	1	1	0	0	0
Northern Ky.	13	1-6	0-4	3-4	0-2-2	3	0	1	0	1	5
UIC											
at Detroit Mercy											
at Oakland											
at Cleveland St.											
at Youngstown St.											
Green Bay											
Milwaukee											
at Northern Ky.											
at Wright St.											
at UIC											
Oakland											
Detroit Mercy											
HL 1st Round											
HL 2nd Round											
HL Semis											
HL Finals											

* denotes starter

CAREER STATS

Season	GP-GS	MIN-Avg	FG	Pct.	3FG	Pct.	FT	Pct.
2017-18*	5-0	71-14.2	6-14	.429	0-3	.000	2-2	1.000
2019-20	15-0	179-11.9	17-65	.262	7-35	.200	14-20	.700
TOTALS	15-0	179-11.9	17-65	.262	7-35	.200	14-20	.700

REBOUNDS

Season	O-D-REB-AVG.	PF-DQ	AST	TO	BLK	STL	PTS-PPG
2017-18*	1-1-2-0.4	9-1	5	3	1	2	14-2.8
2019-20	3-13-16-1.1	15-0	8	15	1	3	55-3.7
TOTALS	3-13-16-1.1	15-0	8	15	1	3	55-3.7

*at Southern Utah | TOTALS only reflect IUPUI totals



MIKE DePERSIA #10

Freshman | Guard
5-11 | 170
Cherry Hill, N.J.
Haddonfield Memorial

Birthdate: Apr. 30, 2000 (age 19)
Major: Biomedical Engineering

QUICK NOTES

Named the South Jersey Player of the Decade... starting PG on two-time New Jersey state champion Haddonfield Memorial team... the DePersia family is one of just four families in New Jersey high school history to have three siblings all score 1,000 career points as his twin brothers, Nick and Rob, also hit for 1,000 career points... Nick and Rob later played at Rowan University in Glassboro, N.J.... Rob now serves as a graduate assistant on Villanova's MBB staff... played AAU for Team Speed/VIS AAU.

CAREER/SEASON HIGHS

CAREER HIGH	CATEGORY	SEASON HIGH
11 vs. Cleveland St. (12/30/2019)	PTS	11 vs. Cleveland St. (12/30/2019)
6 vs. Anderson (11/11/19)	REB	6 vs. Anderson (11/11/19)
8 at Green Bay (1/5/2020)	AST	8 at Green Bay (1/5/2020)
3 vs. Cleveland St. (12/30/2019)	FG	3 vs. Cleveland St. (12/30/2019)
6 at Loyola Chicago (11/20/19)	FGA	6 at Loyola Chicago (11/20/19)
1 - twice	3FG	1 - twice
3 - twice	3FGA	3 - twice
6 vs. Wright St. (1/10/20)	FT	6 vs. Wright St. (1/10/20)
10 vs. Wright St. (1/10/20)	FTA	10 vs. Wright St. (1/10/20)
3 - twice	STL	3 - twice
---	BLK	---
37 at Loyola Chicago (11/20/19)	MIN	37 at Loyola Chicago (11/20/19)

GAME-BY-GAME

Opponent	MIN	FG	3FG	FT	O-D-T	PF	A	TO	B	S	PTS
at Butler	26	0-1	0-1	0-0	0-2-2	2	2	1	0	0	0
at Bradley	22	1-4	0-3	0-1	0-2-2	2	1	0	0	0	2
Anderson*	33	2-4	0-2	0-1	1-5-6	2	0	5	0	1	4
at South Fla.*	30	2-3	0-1	0-0	2-2-4	3	3	3	0	2	4
at Loyola*	37	2-6	0-1	0-0	1-1-2	3	4	1	0	3	4
vs. Loyola (Md.)*	25	0-3	0-2	1-2	0-0-0	1	3	0	0	2	1
vs. Southern*	26	2-5	0-0	3-5	1-1-2	4	1	1	0	0	7
Evansville*	20	0-2	0-1	1-2	0-1-1	1	1	0	0	0	1
at Morehead St.	13	0-2	0-2	0-0	0-1-1	1	3	0	0	1	0
at Ball St.	15	0-1	0-0	0-1	2-0-2	2	1	2	0	0	0
IU South Bend	16	0-5	0-2	1-2	1-1-2	1	2	2	0	3	1
Purdue FW	15	1-2	0-1	0-0	0-0-0	2	0	1	0	1	2
at Fresno St.	24	0-1	0-0	0-0	0-1-1	1	3	5	0	1	0
Youngstown St.	14	1-1	0-0	0-2	0-0-0	0	3	0	0	2	2
Cleveland St.*	24	3-3	1-1	4-4	2-2-4	3	4	3	0	2	11
at Milwaukee	24	2-4	0-1	0-0	2-3-5	4	5	1	0	1	4
at Green Bay	31	1-5	1-3	0-0	2-3-5	4	8	1	0	1	3
Wright St.	19	0-1	0-1	6-10	1-3-4	1	1	1	0	0	6
Northern Ky.	18	2-4	0-2	0-0	0-1-1	4	3	0	0	0	4
UIC											
at Detroit Mercy											
at Oakland											
at Cleveland St.											
at Youngstown St.											
Green Bay											
Milwaukee											
at Northern Ky.											
at Wright St.											
at UIC											
Oakland											
Detroit Mercy											
HL 1st Round											
HL 2nd Round											
HL Semis											
HL Finals											

* denotes starter

CAREER STATS

Season	GP-GS	MIN-Avg	FG	Pct.	3FG	Pct.	FT	Pct.
2019-20	19-7	432-22.7	19-56	.339	2-24	.083	16-30	.533
TOTALS	19-7	432-22.7	19-56	.339	2-24	.083	16-30	.533

REBOUNDS

Season	O-D-REB-AVG.	PF-DQ	AST	TO	BLK	STL	PTS-PPG
2019-20	15-29-44-2.3	41-0	48	27	0	20	56-2.9
TOTALS	15-29-44-2.3	41-0	48	27	0	20	56-2.9

PLAYER BIOS



BRANDON KENYON #11

Sophomore | Forward/Center
6-10 | 225
Caledonia, Ontario
RISE Prep

Birthdate: February 18, 1999 (age 20)
Major: Criminal Justice

QUICK NOTES

First Canadian-born IUPUI player since 1998-1999 (Shaun Clarke), however Clarke red-shirted his lone season and never appeared in a game for the Jaguars... was a teammate of Duke's R.J. Barrett and Florida guard Andrew Nembhard while playing for the 17U Nike EYBL UPLAY Canada program... is one of 119 Canadians playing Division I basketball this season, 77 of whom are Ontario natives.

CAREER/SEASON HIGHS

CAREER HIGH	CATEGORY	SEASON HIGH
8 vs. IU Kokomo (12/6/18)	PTS	7 at Fresno State (12/20/19)
4 - twice	REB	4 vs. Anderson (11/11/19)
1 vs. IU Kokomo (12/6/18)	AST	---
3 vs. IU Kokomo (12/6/18)	FG	2 at Fresno State (12/20/19)
6 vs. IU Kokomo (12/6/18)	FGA	3 - twice
1 at Loyola Chicago (11/20/19)	3FG	1 at Loyola Chicago (11/20/19)
2 - twice	3FGA	2 at Loyola Chicago (11/20/19)
3 - twice	FT	3 at Fresno State (12/20/19)
3 - twice	FTA	3 at Fresno State (12/20/19)
1 - 4x	STL	1 - twice
1 - 2x	BLK	---
16 at Xavier (11/6/18)	MIN	9 - twice

GAME-BY-GAME

Opponent	MIN	FG	3FG	FT	O-D-T	PF	A	TO	B	S	PTS
at Butler					DID NOT PLAY						
at Bradley	5	0-0	0-0	0-0	0-1-1	3	0	0	0	1	0
Anderson	9	1-3	0-1	0-0	1-3-4	3	0	1	0	0	2
at South Fla.					DID NOT PLAY						
at Loyola	6	1-3	1-2	0-0	1-1-2	1	0	0	0	1	3
vs. Loyola (Md.)	9	1-2	0-1	1-2	0-1-1	2	0	0	0	0	3
vs. Southern					DID NOT PLAY						
Evansville					DID NOT PLAY						
at Morehead St.	2	0-0	0-0	0-0	0-0-0	0	0	0	0	0	0
at Ball St.	7	0-2	0-1	0-0	0-0-0	0	0	0	0	0	0
IU South Bend					DID NOT PLAY						
Purdue FW					DID NOT PLAY						
at Fresno St.	6	2-2	0-0	3-3	0-2-2	1	0	0	0	0	7
Youngstown St.					DID NOT PLAY						
Cleveland St.	1	0-1	0-0	0-0	0-0-0	0	0	0	0	0	0
at Milwaukee					DID NOT PLAY						
at Green Bay					DID NOT PLAY						
Wright St.					DID NOT PLAY						
Northern Ky.					DID NOT PLAY						
UIC											
at Detroit Mercy											
at Oakland											
at Cleveland St.											
at Youngstown St.											
Green Bay											
Milwaukee											
at Northern Ky.											
at Wright St.											
at UIC											
Oakland											
Detroit Mercy											
HL 1st Round											
HL 2nd Round											
HL Semis											
HL Finals											


* denotes starter

CAREER STATS

Season	GP-GS	MIN-Avg	FG	Pct.	3FG	Pct.	FT	Pct.
2018-19	7-0	42-6.0	6-16	.375	0-4	.000	6-9	.667
2019-20	8-0	45-5.6	5-13	.385	1-5	.200	4-5	.800
TOTALS	15-0	87-5.8	11-29	.379	1-9	.111	10-14	.714

REBOUNDS

Season	O-D-REB-AVG.	PF-DQ	AST	TO	BLK	STL	PTS-PPG
2018-19	2-6-8-1.1	6-1	1	1	2	2	18-2.6
2019-20	2-8-10-1.3	10-0	0	1	0	2	15-1.9
TOTALS	4-14-18-1.2	16-1	1	2	2	4	33-2.2



MARLON TAYLOR #12

R-Freshman | Guard/Forward
6-5 | 220
South Bend, Ind.
South Bend Riley (Indiana State)

Birthdate: Jan. 12, 2000 (age 19)
Major: Pre-Engineering

QUICK NOTES

Non-scholarship player joined IUPUI from Indiana State... granted immediate eligibility for the '19-20 season after only appearing in an exhibition game for the Sycamores (4 min, 2 reb vs. Rose-Hulman)... helped South Bend Riley to a 26-1 record and semistate runner-up finish his senior year... was one of four D1 players on his high school team, joining Damezi Anderson (Indiana), Shamar Dillard (Western Illinois) and Rylen Grundy (Fort Wayne)... also ran track in high school... won dunk contest at this year's Red-White Event.

CAREER/SEASON HIGHS

CAREER HIGH	CATEGORY	SEASON HIGH
2 vs. Wright St. (1/10/20)	PTS	2 vs. Wright St. (1/10/20)
1 - 3x	REB	1 - 3x
1 vs. Northern Kentucky (1/12/20)	AST	1 vs. Northern Kentucky (1/12/20)
1 vs. Wright St. (1/10/20)	FG	1 vs. Wright St. (1/10/20)
2 vs. Wright St. (1/10/20)	FGA	2 vs. Wright St. (1/10/20)
---	3FG	---
---	3FGA	---
---	FT	---
---	FTA	---
1 vs. Anderson (11/11/19)	STL	1 vs. Anderson (11/11/19)
---	BLK	---
4 vs. Anderson (11/11/19)	MIN	4 vs. Anderson (11/11/19)

GAME-BY-GAME

Opponent	MIN	FG	3FG	FT	O-D-T	PF	A	TO	B	S	PTS
at Butler					DID NOT PLAY						
at Bradley					DID NOT PLAY						
Anderson	4	0-1	0-0	0-0	0-1-1	0	0	1	0	1	0
at South Fla.					DID NOT PLAY						
at Loyola	2	0-0	0-0	0-0	0-0-0	0	0	0	0	0	0
vs. Loyola (Md.)					DID NOT PLAY						
vs. Southern	0+	0-0	0-0	0-0	0-0-0	0	0	0	0	0	0
Evansville					DID NOT PLAY						
at Morehead St.					DID NOT PLAY						
at Ball St.					DID NOT PLAY						
IU South Bend	1	0-0	0-0	0-0	0-0-0	0	0	0	0	0	0
Purdue FW					DID NOT PLAY						
at Fresno St.	0+	0-0	0-0	0-0	0-0-0	0	0	0	0	0	0
Youngstown St.					DID NOT PLAY						
Cleveland St.					DID NOT PLAY						
at Milwaukee					DID NOT PLAY						
at Green Bay					DID NOT PLAY						
Wright St.	1	1-2	0-0	0-0	1-0-1	0	0	0	0	0	2
Northern Ky.	2	0-0	0-0	0-0	0-1-1	0	1	0	0	0	0
UIC											
at Detroit Mercy											
at Oakland											
at Cleveland St.											
at Youngstown St.											
Green Bay											
Milwaukee											
at Northern Ky.											
at Wright St.											
at UIC											
Oakland											
Detroit Mercy											
HL 1st Round											
HL 2nd Round											
HL Semis											
HL Finals											

* denotes starter

CAREER STATS

Season	GP-GS	MIN-Avg	FG	Pct.	3FG	Pct.	FT	Pct.
2019-20	7-0	10-1.4	1-3	.333	0-0	.000	0-0	.000
TOTALS	7-0	10-1.4	1-3	.333	0-0	.000	0-0	.000

REBOUNDS

Season	O-D-REB-AVG.	PF-DQ	AST	TO	BLK	STL	PTS-PPG
2019-20	1-2-3-0.4	0-0	1	1	0	1	2-0.3
TOTALS	1-2-3-0.4	0-0	1	1	0	1	2-0.3

PLAYER BIOS



ISAIAH WILLIAMS
#13
 Junior | Guard/Forward
 6-8 | 225
 Dayton, Ohio
 Stivers School for the Arts (Pensacola St.)

Birthdate: Jan. 20, 1998 (age 21)
Major: General Studies

QUICK NOTES

Known by his teammates as Zay... well traveled wing is on his fourth school in four years... began his career at Akron (2016-17), but sat out as a redshirt... played freshman campaign at Liberty (2017-18), appearing in 30 games and making 10 starts while averaging 4.2 points and 2.2 rebounds per game... played last season at Pensacola State (Fla.) College, where he averaged 13.1 points and 5.4 rebounds per game... was a first-team All-City and 2nd team All-State honoree after his senior year at Stivers School for the Arts in Dayton.

CAREER/SEASON HIGHS

CAREER HIGH	CATEGORY	SEASON HIGH
15 vs. Evansville (11/30/19)	PTS	15 vs. Evansville (11/30/19)
8 vs. Evansville (11/30/19)	REB	8 vs. Evansville (11/30/19)
5 vs. Loyola (Md.) (11/25/2019)	AST	5 vs. Loyola (Md.) (11/25/2019)
5 vs. Evansville (11/30/19)	FG	5 vs. Evansville (11/30/19)
9 vs. Northern Kentucky (1/12/20)	FGA	9 vs. Northern Kentucky (1/12/20)
2 vs. Youngstown State (12/28/19)	3FG	2 vs. Youngstown State (12/28/19)
4 vs. Youngstown State (12/28/19)	3FGA	4 vs. Youngstown State (12/28/19)
9 vs. Clarks Summit (11/10/17)	FT	5 - 3x
11 vs. Clarks Summit (11/10/17)	FTA	10 vs. Evansville (11/30/19)
2 - 3x	STL	2 - 3x
2 - twice	BLK	2 - twice
32 vs. Evansville (11/30/19)	MIN	32 vs. Evansville (11/30/19)

GAME-BY-GAME

Opponent	MIN	FG	3FG	FT	O-D-T	PF	A	TO	B	S	PTS
at Butler*	26	1-5	0-0	1-5	2-2-4	3	1	3	0	0	3
at Bradley*	29	3-8	1-1	2-5	1-4-5	1	1	4	0	1	9
Anderson*	18	3-8	0-1	1-5	3-4-7	4	1	1	0	0	7
at South Fla.*	26	3-6	1-1	2-4	1-1-2	4	0	2	0	0	9
at Loyola*	19	2-6	0-1	5-6	2-2-4	5	1	4	0	0	9
vs. Loyola (Md.)	23	3-5	0-0	1-3	1-4-5	2	5	2	0	2	7
vs. Southern	25	4-7	0-0	5-8	4-2-6	1	0	0	0	0	13
Evansville	32	5-7	0-0	5-10	2-6-8	4	3	3	0	0	15
at Morehead St.	21	3-8	0-0	1-4	2-3-5	4	0	5	2	0	7
at Ball St.*	19	1-7	0-0	0-0	1-3-4	5	0	2	0	0	2
IU South Bend*	24	3-7	0-0	4-4	3-0-3	0	1	1	2	2	10
Purdue FW*	23	3-5	0-0	0-0	1-3-4	4	1	2	1	0	6
at Fresno St.*	14	4-8	0-1	2-3	2-3-5	2	0	1	0	1	10
Youngstown St.*	26	4-8	2-4	4-6	2-3-5	4	3	0	0	0	14
Cleveland St.	DID NOT PLAY										
at Milwaukee*	23	2-7	0-0	2-4	0-3-3	4	2	2	0	2	6
at Green Bay*	11	1-2	0-0	0-0	0-4-4	4	2	1	0	1	2
Wright St.*	20	0-4	0-2	4-6	0-2-2	4	2	1	0	0	4
Northern Ky.*	20	4-9	0-0	3-5	3-1-4	2	1	2	0	1	11
UIC											
at Detroit Mercy											
at Oakland											
at Cleveland St.											
at Youngstown St.											
Green Bay											
Milwaukee											
at Northern Ky.											
at Wright St.											
at UIC											
Oakland											
Detroit Mercy											
HL 1st Round											
HL 2nd Round											
HL Semis											
HL Finals											

* denotes starter

CAREER STATS

Season	GP-GS	MIN-Avg	FG	Pct.	3FG	Pct.	FT	Pct.
2017-18*	30-10	420-14.0	41-90	.456	3-10	.300	40-68	.588
2019-20	18-13	399-22.2	49-117	.419	4-11	.364	42-78	.538
TOTALS	18-13	399-22.2	49-117	.419	4-11	.364	42-78	.538

REBOUNDS

Season	O-D-REB-AVG.	PF-DQ	AST	TO	BLK	STL	PTS-PPG
2017-18*	24-41-65-2.2	58-2	22	40	6	9	125-4.2
2019-20	30-50-80-4.4	57-2	24	36	5	10	144-8.0
TOTALS	30-50-80-4.4	57-2	24	36	5	10	144-8.0

*at Liberty | TOTALS only reflect IUPUI totals



MARCUS BURK
#14
 Junior | Guard
 6-3 | 205
 Indianapolis, Ind.
 Franklin Central (Campbell)

Birthdate: Sept. 27, 1997 (age 22)
Major: General Studies

QUICK NOTES

Born in Gary, Ind.... Indianapolis-native returned to the city last summer and sat out last season after playing two years at Campbell... played in 69 games and averaged 11.2 points per game at Campbell, while connecting on 158 3's in his two seasons... averaged 15 points per game as a sophomore, connecting on 91 3's for the season... was the Big South POTW on Nov. 27, 2017 after averaging 24.3 points per game over a 4-game stretch... he and Campbell teammate Chris Clemons (42 pts, 10-14 3's) each hit 10 3's in a game against Liberty on Jan. 22, 2018.

CAREER/SEASON HIGHS

CAREER HIGH	CATEGORY	SEASON HIGH
33 at UNCM (11/18/17)	PTS	32 vs. Loyola (Md.) (11/25/2019)
7 at East Carolina (12/4/17)	REB	9 at South Florida (11/13/19)
7 vs. The Citadel (12/14/17)	AST	4 - twice
12 - 3x	FG	12 vs. Loyola (Md.) (11/25/2019)
21 - 4x	FGA	21 - 4x
10 at Liberty (1/23/18)	3FG	7 vs. Loyola (Md.) (11/25/2019)
16 at Liberty (1/23/18)	3FGA	14 vs. Southern (11/26/19)
7 vs. Wright St. (1/10/20)	FT	7 vs. Wright St. (1/10/20)
9 vs. Youngstown State (12/28/19)	FTA	9 vs. Youngstown State (12/28/19)
4 - twice	STL	4 vs. Anderson (11/11/19)
2 vs. The Citadel (12/14/17)	BLK	1 - twice
41 vs. Gardner-Webb (1/3/18)	MIN	38 - 3x

GAME-BY-GAME

Opponent	MIN	FG	3FG	FT	O-D-T	PF	A	TO	B	S	PTS
at Butler*	37	7-21	2-11	1-1	2-3-5	1	1	5	0	1	17
at Bradley*	27	6-13	1-5	2-2	0-3-3	4	1	1	0	2	15
Anderson*	31	10-19	4-9	1-1	0-2-2	1	2	2	0	4	25
at South Fla.*	35	10-14	4-5	2-2	2-7-9	3	2	5	0	1	26
at Loyola*	34	9-19	5-8	0-0	0-3-3	3	0	1	0	1	23
vs. Loyola (Md.)*	33	12-21	7-10	1-2	0-3-3	4	1	2	0	2	32
vs. Southern*	38	10-21	6-14	1-1	1-1-2	4	2	2	0	1	27
Evansville*	34	7-19	2-6	2-4	0-0-0	4	3	2	1	0	18
at Morehead St.*	36	3-12	1-4	1-2	1-3-4	3	1	2	0	2	8
at Ball St.*	24	2-8	1-3	1-2	0-1-1	5	0	2	0	1	6
IU South Bend*	31	7-20	5-10	2-2	0-1-1	3	3	3	0	1	21
Purdue FW*	35	7-14	3-8	5-6	0-4-4	1	4	0	0	2	22
at Fresno St.*	16	1-10	0-2	0-0	0-2-2	1	0	1	0	1	2
Youngstown St.*	38	5-17	2-8	4-9	1-1-2	2	3	0	1	2	16
Cleveland St.*	35	6-12	1-4	6-7	1-3-4	3	4	5	0	2	19
at Milwaukee*	34	7-14	0-4	1-2	0-3-3	3	1	5	0	0	15
at Green Bay*	38	10-21	4-9	3-3	0-6-6	1	2	4	0	2	27
Wright St.*	30	4-12	2-5	7-7	0-2-2	5	0	2	0	1	17
Northern Ky.*	36	9-16	2-8	5-6	0-3-3	3	3	3	0	2	25
UIC											
at Detroit Mercy											
at Oakland											
at Cleveland St.											
at Youngstown St.											
Green Bay											
Milwaukee											
at Northern Ky.											
at Wright St.											
at UIC											
Oakland											
Detroit Mercy											
HL 1st Round											
HL 2nd Round											
HL Semis											
HL Finals											

* denotes starter

CAREER STATS

Season	GP-GS	MIN-Avg	FG	Pct.	3FG	Pct.	FT	Pct.
2016-17*	36-12	754-20.9	96-224	.429	67-167	.401	29-37	.784
2017-18*	33-32	1050-31.8	173-353	.490	91-226	.403	51-60	.850
2019-20	19-19	622-32.7	132-303	.436	52-133	.391	45-59	.763
TOTALS	19-19	622-32.7	132-303	.436	52-133	.391	45-59	.763

REBOUNDS

Season	O-D-REB-AVG.	PF-DQ	AST	TO	BLK	STL	PTS-PPG
2016-17*	9-78-87-2.4	51-0	28	25	3	17	288-8.0
2017-18*	19-100-119-3.6	58-1	38	45	8	42	488-14.8
2019-20	8-51-59-3.1	54-2	33	47	2	28	361-19.0
TOTALS	8-51-59-3.1	54-2	33	47	2	28	361-19.0

*at Campbell | TOTALS only reflect IUPUI totals

PLAYER BIOS



TAVEION WHITE

#15

Freshman | Forward
6-7 | 190
Prosper, Texas
PHS Academy

Birthdate: Nov. 25, 1999 (age 20)
Major: Business

QUICK NOTES

Known as Taye by his teammates... Texas-native played at PHS (Fla.) Academy as a post-grad in 2018-19 where he was one of 14 who went on to play college basketball, four at the D1 level... was a 1st Team All-District selection after his senior year at Prosper (Texas) High School... chose IUPUI over offers from Buffalo, Oral Roberts, Presbyterian and USC Upstate.



SAWYER STOLTZ

#20

Freshman | Forward
6-9 | 200
Huntington, Ind.
Huntington North

Birthdate: May 3, 2000 (age 19)
Major: Biology

QUICK NOTES

Non-scholarship addition to the team played three seasons at Huntington North where he was an HM All-State honoree following a senior year in which he averaged 13.2 points and 5.8 rebounds per game... was a 2nd team Northeast 8 Conference (NE8) honoree... played AAU basketball for Indiana Elite.

CAREER/SEASON HIGHS

CAREER HIGH	CATEGORY	SEASON HIGH
---	PTS	---
2 vs. Anderson (11/11/19)	REB	2 vs. Anderson (11/11/19)
---	AST	---
---	FG	---
1 vs. Anderson (11/11/19)	FGA	1 vs. Anderson (11/11/19)
---	3FG	---
---	3FGA	---
---	FT	---
---	FTA	---
1 vs. Anderson (11/11/19)	STL	1 vs. Anderson (11/11/19)
1 vs. Anderson (11/11/19)	BLK	1 vs. Anderson (11/11/19)
9 vs. Anderson (11/11/19)	MIN	9 vs. Anderson (11/11/19)

GAME-BY-GAME

Opponent	MIN	FG	3FG	FT	O-D-T	PF	A	TO	B	S	PTS
at Butler					DID NOT PLAY						
at Bradley	0+	0-0	0-0	0-0	0-0-0	0	0	0	0	0	0
Anderson	9	0-1	0-0	0-0	2-0-2	2	0	1	1	1	0
at South Fla.	0+	0-0	0-0	0-0	0-0-0	0	0	0	0	0	0
at Loyola	1	0-0	0-0	0-0	0-0-0	0	0	0	0	0	0
vs. Loyola (Md.)					DID NOT PLAY						
vs. Southern	0+	0-0	0-0	0-0	0-0-0	0	0	0	0	0	0
Evansville	1	0-0	0-0	0-0	0-0-0	0	0	0	0	0	0
at Morehead St.					DID NOT PLAY						
at Ball St.	3	0-0	0-0	0-0	0-0-0	1	0	0	0	0	0
IU South Bend					DID NOT PLAY						
Purdue FW					DID NOT PLAY						
at Fresno St.					DID NOT PLAY						
Youngstown St.					DID NOT PLAY						
Cleveland St.					DID NOT PLAY						
at Milwaukee					DID NOT PLAY						
at Green Bay					DID NOT PLAY						
Wright St.	3	0-0	0-0	0-0	0-0-0	2	0	0	0	0	0
Northern Ky.	2	0-0	0-0	0-0	0-0-0	0	0	0	0	0	0
UIC											
at Detroit Mercy											
at Oakland											
at Cleveland St.											
at Youngstown St.											
Green Bay											
Milwaukee											
at Northern Ky.											
at Wright St.											
at UIC											
Oakland											
Detroit Mercy											
HL 1st Round											
HL 2nd Round											
HL Semis											
HL Finals											

* denotes starter

CAREER STATS

Season	GP-GS	MIN-Avg	FG	Pct.	3FG	Pct.	FT	Pct.
2019-20	9-0	19-2.1	0-1	.000	0-0	.000	0-0	.000
TOTALS	9-0	19-2.1	0-1	.000	0-0	.000	0-0	.000

REBOUNDS

Season	O-D-REB-AVG.	PF-DQ	AST	TO	BLK	STL	PTS-PPG
2019-20	2-0-2-0.2	5-0	0	1	1	1	0-0.0
TOTALS	2-0-2-0.2	5-0	0	1	1	1	0-0.0

CAREER/SEASON HIGHS

CAREER HIGH	CATEGORY	SEASON HIGH
---	PTS	---
2 vs. Anderson (11/11/19)	REB	2 vs. Anderson (11/11/19)
---	AST	---
---	FG	---
1 at Bradley (11/9/19)	FGA	1 at Bradley (11/9/19)
---	3FG	---
---	3FGA	---
---	FT	---
---	FTA	---
---	STL	---
1 vs. Anderson (11/11/19)	BLK	1 vs. Anderson (11/11/19)
4 vs. Anderson (11/11/19)	MIN	4 vs. Anderson (11/11/19)

GAME-BY-GAME

Opponent	MIN	FG	3FG	FT	O-D-T	PF	A	TO	B	S	PTS
at Butler					DID NOT PLAY						
at Bradley	1	0-1	0-0	0-0	0-0-0	0	0	0	0	0	0
Anderson	4	0-0	0-0	0-0	0-2-2	0	0	2	1	0	0
at South Fla.					DID NOT PLAY						
at Loyola	1	0-0	0-0	0-0	0-0-0	0	0	0	0	0	0
vs. Loyola (Md.)					DID NOT PLAY						
vs. Southern					DID NOT PLAY						
Evansville					DID NOT PLAY						
at Morehead St.					DID NOT PLAY						
at Ball St.	2	0-0	0-0	0-0	0-0-0	0	0	0	0	0	0
IU South Bend					DID NOT PLAY						
Purdue FW					DID NOT PLAY						
at Fresno St.					DID NOT PLAY						
Youngstown St.					DID NOT PLAY						
Cleveland St.					DID NOT PLAY						
at Milwaukee					DID NOT PLAY						
at Green Bay					DID NOT PLAY						
Wright St.					DID NOT PLAY						
Northern Ky.					DID NOT PLAY						
UIC											
at Detroit Mercy											
at Oakland											
at Cleveland St.											
at Youngstown St.											
Green Bay											
Milwaukee											
at Northern Ky.											
at Wright St.											
at UIC											
Oakland											
Detroit Mercy											
HL 1st Round											
HL 2nd Round											
HL Semis											
HL Finals											

* denotes starter

CAREER STATS

Season	GP-GS	MIN-Avg	FG	Pct.	3FG	Pct.	FT	Pct.
2019-20	4-0	8-2.0	0-1	.000	0-0	.000	0-0	.000
TOTALS	4-0	8-2.0	0-1	.000	0-0	.000	0-0	.000

REBOUNDS

Season	O-D-REB-AVG.	PF-DQ	AST	TO	BLK	STL	PTS-PPG
2019-20	0-2-2-0.5	0-0	0	2	1	0	0-0.0
TOTALS	0-2-2-0.5	0-0	0	2	1	0	0-0.0

PLAYER BIOS



GRANT WEATHERFORD #23

Junior | Guard
6-2 | 195
Cicero, Ind.
Hamilton Heights (Purdue/Midland J.C.)

Birthdate: August 7, 1996 (age 23)
Major: General Studies

QUICK NOTES

Began his college career by redshirting in 2015-16 at Purdue before transferring to Midland [Tex.] College for the 2016-17 season... was granted a clock extension in December 2018, effectively, making him a junior... comes from a family filled with athletes as brother Sterling is a sophomore DB on the Miami (Ohio) football team, older sister Dakota played basketball at Evansville & Louisville and oldest brother Austin played basketball at Rose Hulman... also garnered D1 football interest as a WR (155 catches, 60 TDs in high school).

CAREER/SEASON HIGHS

CAREER HIGH	CATEGORY	SEASON HIGH
21 vs. Green Bay (2/24/19)	PTS	17 at Morehead State (12/4/19)
9 - 2x	REB	9 vs. Anderson (11/11/19)
6 - 3x	AST	6 vs. Purdue Fort Wayne (12/14/19)
7 at Morehead State (12/4/19)	FG	7 at Morehead State (12/4/19)
12 - 3x	FGA	12 - twice
5 - 2x	3FG	5 at Fresno State (12/20/19)
6 vs. Green Bay (2/24/19)	3FGA	5 - twice
7 - 2x	FT	5 vs. Purdue Fort Wayne (12/14/19)
8 vs. Western Illinois (12/15/18)	FTA	6 - twice
5 vs. Purdue Fort Wayne (12/14/19)	STL	5 vs. Purdue Fort Wayne (12/14/19)
1 - 6x	BLK	1 - twice
39 vs. Cleveland St. (12/30/2019)	MIN	39 vs. Cleveland St. (12/30/2019)

GAME-BY-GAME

Opponent	MIN	FG	3FG	FT	O-D-T	PF	A	TO	B	S	PTS
at Butler*	30	3-5	0-1	0-2	2-3-5	1	1	1	0	0	6
at Bradley*	32	0-6	0-4	1-2	0-1-1	1	4	4	0	0	1
Anderson	23	3-3	0-0	0-0	3-6-9	1	4	3	0	2	6
at South Fla.	34	2-2	0-0	2-2	0-3-3	1	1	1	0	2	6
at Loyola	27	0-2	0-0	0-0	0-0-0	2	3	1	0	0	0
vs. Loyola (Md.)	29	1-3	0-0	2-4	1-4-5	3	4	4	0	2	4
vs. Southern	32	2-4	0-1	2-2	0-1-1	3	4	2	0	3	6
Evansville	31	1-4	0-0	2-2	3-3-6	2	1	1	0	1	4
at Morehead St.*	38	7-10	3-4	0-1	1-1-2	3	1	1	0	1	17
at Ball St.*	31	4-8	0-1	2-3	1-6-7	3	1	4	0	0	10
IU South Bend*	37	1-4	0-1	1-3	2-5-7	1	3	4	0	2	3
Purdue FW*	35	4-7	1-3	5-6	1-3-4	3	6	1	0	5	14
at Fresno St.*	35	5-8	5-5	1-2	1-2-3	2	1	3	1	2	16
Youngstown St.*	37	3-8	0-1	1-1	0-3-3	3	1	5	0	2	7
Cleveland St.*	39	2-7	0-2	3-4	3-1-4	4	4	4	1	3	7
at Milwaukee*	38	4-6	0-1	2-2	1-6-7	1	1	4	0	2	10
at Green Bay*	31	5-9	3-5	0-0	0-6-6	3	2	3	0	0	13
Wright St.*	33	5-12	0-2	2-6	2-3-5	2	1	3	0	0	12
Northern Ky.*	32	5-12	1-2	1-1	4-4-8	1	2	1	0	0	12
UIC											
at Detroit Mercy											
at Oakland											
at Cleveland St.											
at Youngstown St.											
Green Bay											
Milwaukee											
at Northern Ky.											
at Wright St.											
at UIC											
Oakland											
Detroit Mercy											
HL 1st Round											
HL 2nd Round											
HL Semis											
HL Finals											

* denotes starter

CAREER STATS

Season	GP-GS	MIN-Avg	FG	Pct.	3FG	Pct.	FT	Pct.
2018-19	33-33	861-26.1	70-142	.493	11-24	.458	52-72	.722
2019-20	19-13	624-32.8	57-120	.475	13-33	.394	27-43	.628
TOTALS	52-46	1485-28.6	127-262	.485	24-57	.421	79-115	.687

REBOUNDS

Season	O-D-REB-AVG.	PF-DQ	AST	TO	BLK	STL	PTS-PPG
2018-19	25-75-100-3.0	86-3	83	49	4	38	203-6.2
2019-20	25-61-86-4.5	40-0	45	50	2	27	154-8.1
TOTALS	50-136-186-3.6	126-3	128	99	6	65	357-6.9



ZO TYSON #30

Grad Student | Forward
6-9 | 195
Fayetteville, N.C.
Trinity Christian (Colorado State)

Birthdate: Oct. 18, 1995 (age 24)
Major: Sports Journalism

QUICK NOTES

Oldest student-athlete on the team, pursuing a Master's degree in sports journalism... missed the Jaguars' exhibition game due to injury... graduate-transfer will play his final season at IUPUI after spending the past two years at Colorado State... played his first two seasons at Cafe Fear C.C., including averaging 14.0 points and 8.4 rebounds per game as a sophomore... actual first name is Lonzia, but he opts to go by Zo.

CAREER/SEASON HIGHS

CAREER HIGH	CATEGORY	SEASON HIGH
10 vs. Cleveland St. (12/30/2019)	PTS	10 vs. Cleveland St. (12/30/2019)
6 vs. Southern (11/26/19)	REB	6 vs. Southern (11/26/19)
2 - 3x	AST	2 - twice
4 - 3x	FG	4 - 3x
5 at Butler (11/6/19)	FGA	5 at Butler (11/6/19)
---	3FG	---
---	3FGA	---
4 - twice	FT	4 vs. Southern (11/26/19)
6 vs. Southern (11/26/19)	FTA	6 vs. Southern (11/26/19)
3 at Butler (11/6/19)	STL	3 at Butler (11/6/19)
3 vs. Southern (11/26/19)	BLK	3 vs. Southern (11/26/19)
27 at Butler (11/6/19)	MIN	27 at Butler (11/6/19)

GAME-BY-GAME

Opponent	MIN	FG	3FG	FT	O-D-T	PF	A	TO	B	S	PTS
at Butler	27	4-5	0-0	0-0	3-2-5	4	2	2	1	3	8
at Bradley	13	1-1	0-0	0-0	1-2-3	4	0	2	0	0	2
Anderson*	9	0-2	0-0	0-0	0-3-3	2	0	2	0	0	0
at South Fla.*	11	1-2	0-0	0-0	0-2-2	4	0	1	0	1	2
at Loyola*	22	4-4	0-0	0-1	1-3-4	4	1	1	0	0	8
vs. Loyola (Md.)*	13	2-3	0-0	0-0	0-1-1	4	0	0	0	0	4
vs. Southern*	25	2-3	0-0	4-6	1-5-6	2	2	0	3	0	8
Evansville*	18	0-0	0-0	0-0	1-3-4	0	1	0	0	0	0
at Morehead St.*	17	0-3	0-0	0-0	1-1-2	1	0	1	0	0	0
at Ball St.*	10	1-3	0-0	2-2	2-0-2	3	0	1	0	0	4
IU South Bend	8	1-2	0-0	0-0	2-1-3	0	0	0	1	1	2
Purdue FW	7	0-0	0-0	0-0	0-1-1	1	0	0	1	0	0
at Fresno St.	14	0-0	0-0	0-1	0-2-2	4	1	2	1	0	0
Youngstown St.	7	1-1	0-0	0-0	0-1-1	0	0	1	1	0	2
Cleveland St.	11	4-4	0-0	2-2	2-1-3	0	0	0	1	0	10
at Milwaukee	8	1-1	0-0	0-0	0-1-1	1	0	0	0	0	2
at Green Bay	14	2-2	0-0	0-0	0-1-1	1	1	0	0	1	4
Wright St.	17	1-3	0-0	0-0	2-1-3	3	0	2	1	0	2
Northern Ky.	13	2-4	0-0	0-0	0-2-2	1	0	0	0	0	4
UIC											
at Detroit Mercy											
at Oakland											
at Cleveland St.											
at Youngstown St.											
Green Bay											
Milwaukee											
at Northern Ky.											
at Wright St.											
at UIC											
Oakland											
Detroit Mercy											
HL 1st Round											
HL 2nd Round											
HL Semis											
HL Finals											

* denotes starter

CAREER STATS

Season	GP-GS	MIN-Avg	FG	Pct.	3FG	Pct.	FT	Pct.
2018-19*	12-0	62-5.2	3-6	.500	0-0	.000	5-9	.556
2019-20	19-8	264-13.9	27-43	.628	0-0	.000	8-12	.667
TOTALS	19-8	264-13.9	27-43	.628	0-0	.000	8-12	.667

REBOUNDS

Season	O-D-REB-AVG.	PF-DQ	AST	TO	BLK	STL	PTS-PPG
2018-19*	2-11-13-1.1	9-0	6	5	5	1	11-0.9
2019-20	16-33-49-2.6	42-0	8	15	10	6	62-3.3
TOTALS	16-33-49-2.6	42-0	8	15	10	6	62-3.3

* at Colorado State / TOTALS only reflect IUPUI totals

PLAYER BIOS



ELYJAH GOSS

#32

Junior | Forward
6-7 | 195
Bolingbrook, Ill.
Plainfield East

Birthdate: April 28, 1998 (age 21)
Major: Sports Management

QUICK NOTES

Late bloomer redshirted his first season at IUPUI before taking over a starting role last season and leading the team in rebounding... was an honorable mention All-State selection as a senior at Plainfield (Ill.) East High School after racking up 16 double-doubles and shooting a school record 56 percent from the floor... is the only player in Plainfield East history to average a double-double for a full season.

CAREER/SEASON HIGHS

CAREER HIGH	CATEGORY	SEASON HIGH
19 at Milwaukee (1/3/20)	PTS	19 at Milwaukee (1/3/20)
21 vs. IU South Bend (12/10/19)	REB	21 vs. IU South Bend (12/10/19)
3 - 2x	AST	2 - twice
7 - twice	FG	7 - twice
13 at Milwaukee (1/3/20)	FGA	13 at Milwaukee (1/3/20)
2 at Boston College (11/14/18)	3FG	---
3 vs. Eastern Illinois (11/10/18)	3FGA	2 vs. Youngstown State (12/28/19)
6 vs. Cleveland State (1/10/19)	FT	5 - twice
10 vs. Youngstown State (12/28/19)	FTA	10 vs. Youngstown State (12/28/19)
2 - 6x	STL	2 vs. Youngstown State (12/28/19)
6 at Milwaukee (1/3/20)	BLK	6 at Milwaukee (1/3/20)
36 vs. Youngstown State (12/28/19)	MIN	36 vs. Youngstown State (12/28/19)

GAME-BY-GAME

Opponent	MIN	FG	3FG	FT	O-D-T	PF	A	TO	B	S	PTS
at Butler*	20	3-8	0-1	0-0	1-2-3	1	0	2	1	1	6
at Bradley*	23	2-5	0-0	0-0	4-4-8	2	1	1	2	0	4
Anderson	14	4-8	0-0	3-5	4-6-10	2	1	2	1	0	11
at South Fla.	21	1-4	0-0	1-2	0-4-4	1	2	1	1	0	3
at Loyola	16	1-5	0-0	0-0	3-2-5	2	1	3	0	0	2
vs. Loyola (Md.)*	31	5-9	0-0	4-6	6-7-13	2	0	3	0	0	14
vs. Southern*	25	5-7	0-0	0-1	2-3-5	3	1	3	1	0	10
Evansville*	28	4-9	0-0	0-2	1-8-9	2	0	1	0	1	8
at Morehead St.*	29	2-6	0-0	0-0	2-15-17	4	1	4	2	0	4
at Ball St.*	27	3-11	0-0	4-6	7-2-9	2	0	2	0	1	10
IU South Bend*	32	7-10	0-0	3-4	7-14-21	3	1	2	4	1	17
Purdue FW*	32	4-8	0-0	0-0	2-9-11	3	0	4	1	1	8
at Fresno St.*	29	2-2	0-0	2-6	2-5-7	2	0	1	0	1	6
Youngstown St.*	36	5-9	0-2	3-10	11-7-18	3	1	0	1	2	13
Cleveland St.*	33	4-6	0-0	0-1	2-9-11	3	1	1	1	0	8
at Milwaukee*	35	7-13	0-0	5-6	6-10-16	1	0	1	6	0	19
at Green Bay*	32	4-9	0-0	5-8	6-11-17	4	1	2	1	0	13
Wright St.*	32	1-3	0-0	1-2	2-12-14	4	2	1	1	1	3
Northern Ky.*	30	0-5	0-0	3-6	7-4-11	1	0	1	0	0	3
UIC											
at Detroit Mercy											
at Oakland											
at Cleveland St.											
at Youngstown St.											
Green Bay											
Milwaukee											
at Northern Ky.											
at Wright St.											
at UIC											
Oakland											
Detroit Mercy											
HL 1st Round											
HL 2nd Round											
HL Semis											
HL Finals											

* denotes starter

CAREER STATS

Season	GP-GS	MIN-Avg	FG	Pct.	3FG	Pct.	FT	Pct.
2017-18	30-0	414-13.8	41-93	.441	4-13	.308	22-29	.759
2018-19	31-25	710-22.9	79-150	.527	7-24	.292	46-65	.708
2019-20	19-16	525-27.6	64-137	.467	0-3	.000	34-65	.523
TOTALS	80-41	1649-20.6	184-380	.484	11-40	.275	102-159	.642

REBOUNDS

Season	O-D-REB-AVG.	PF-DQ	AST	TO	BLK	STL	PTS-PPG
2017-18	38-68-106-3.5	46-0	12	20	11	12	108-3.6
2018-19	61-135-196-6.3	51-0	23	28	24	19	211-6.8
2019-20	75-134-209-11.0	45-0	13	35	23	9	162-8.5
TOTALS	174-337-511-6.4	142-0	48	83	58	40	481-6.0

EARLY SIGNING PERIOD



SADAIDRIENE HALL

Nickname: DayDay

Forward
6-6 | 200
Sulphur Springs, Texas
Sulphur Springs High School

QUICK NOTES

- Second Team All-State and First Team All-District and All-Region honoree as a junior at Sulphur Springs (Texas) High School after averaging 16 points and 12 rebounds per game
- Shot 65 percent from the floor and 80 percent from the free throw line as a junior.
- Helped Sulphur Springs to a 29-9 record, a second straight district title and the program's first-ever state tournament appearance
- Helped Sulphur Springs go 31-6 his sophomore year with a district title
- Owns career-highs of 38 points and 22 rebounds in a game
- Currently ranked No. 32 in the 2020 class in the state of Texas according to TexasBoysBasketball.com
- Rated the No. 35 player in the state of Texas by Rivals.com after climbing more than 70 spots after his play last summer
- Plays AAU for Dallas Showtime and was named to the Second Team All-UA Rise Team after averaging 17.5 points per game and shooting 63.3 percent from the floor
- Helped Dallas Showtime finish atop the UA Rise 17U Division with a 9-1 record
- Also named First Team Prep Hoops Regional All-American and a Second Team Prep Hoops All-American after helping Showtime to a 15-2 mark on the Prep Hoops Circuit
- Academically has maintained a 3.5 grade point average

Coach Rimm on Hall:

"DayDay is a very high motor athlete that I believe Jag Nation will embrace. He's one of the most intense high school players I've seen in a very long time. He's an all around proven winner."

TEAM IMPACT - CAYDEN BARINGER



CAYDEN BARINGER

Nickname: Cay Jax
Dream Vacation Destination: China
Favorite Movie: Matilda
Favorite Food: Cereal
Favorite Athlete: Steph Curry
Super Power You'd Love to Have: Read Minds

QUICK NOTES

Through a partnership with Team IMPACT, 9-year old **Cayden Baringer** signed with the IUPUI basketball team on Dec. 19, 2018 at a ceremony at the IUPUI Athletics Offices.

Baringer, a Carmel-native, was diagnosed with Leukodystrophy in 2017. Leukodystrophies are a group of rare, progressive, metabolic, genetic diseases that affect the brain, spinal cord and often the peripheral nerves. Each type of leukodystrophy is caused by a specific gene abnormality that leads to abnormal development or destruction of the white matter (myelin sheath) of the brain.

Cayden, his mother Cara, and brothers Liam and Lucas, will be frequent guests to IUPUI games, practices and team events now that he's officially signed with the program.

RECORD BOOKS

Career Records

Three Point Field Goals Made

Rk.	3FG	Name	Year(s)
1.	238	Brandon Cole	2002-06
2.	215	Rodney Thomas	1996-00
3.	208	Carlos Knox	1994-98
4.	202	Alex Young	2008-12
5.	196	Gary Patterson	2006-09
t-6.	190	Jaylen Minnett	2017-pres.
t-7.	186	Leroy Nobles	2007-11
t-7.	186	Akeem Clark	2003-05
9.	132	Sean Esposito	2009-13
10.	128	Greg Wright	1987-90

Three Point Field Goals Attempted

Rk.	3FGA	Name	Year(s)
1.	673	Brandon Cole	2002-06
2.	576	Alex Young	2008-12
3.	537	Jaylen Minnett	2017-pres.
4.	499	Carlos Knox	1994-98
5.	490	Akeem Clark	2003-05
6.	468	Leroy Nobles	2007-11
7.	459	Gary Patterson	2006-09
8.	456	Rodney Thomas	1996-00
9.	355	Sean Esposito	2009-13
10.	323	Darell Combs	2015-17

Rebounds

Rk.	Reb	Name	Year(s)
1.	769	Don Carlisle	1997-01
t-2.	703	Brandon Cole	2002-06
t-2.	703	Jesse Bingham	1985-89
4.	688	Charles Price	1997-02
5.	668	Alex Young	2008-12
6.	639	Tony Long	1987-91
7.	632	Billy Pettiford	2006-10
8.	623	Eric McKay	1982-85
9.	602	Evan Hall	2014-19
10.	593	Marcellus Barksdale	2011-16
11.	580	Dale Taylor	1975-77
t-12.	568	D.J. McCall	2014-19
t-12.	568	Troy Fitts	1983-87
14.	547	George Hill	2004-08
15.	544	Jon Avery	2006-10
16.	535	Jeff Roach	1985-88
17.	511	Elyjah Goss	2017-pr.

Blocked Shots

Rk.	Blk	Name	Year(s)
1.	165	Charles Price	1997-02
2.	118	David Dickey	1994-98
3.	100	Robert Glenn	2008-10
4.	93	Evan Hall	2014-19
5.	89	Alex Young	2008-12
6.	88	Mitch Patton	2010-14
7.	83	Billy Pettiford	2006-10
8.	82	Jon Avery	2006-10
9.	71	Angelo Smith	2005-07
10.	66	Marcellus Barksdale	2011-16
t-11.	64	James Booyer	2003-05
t-11.	64	Don Carlisle	1997-01
t-11.	64	Anthony Winburn	1995-97
--	58	Elyjah Goss	2017-pr.

Single Season Records

Rebound Average

Rk.	RPG	Name	Year
1.	12.48	Dale Taylor	1975-76
2.	11.00	Elyjah Goss	2019-20
3.	9.35	Dale Taylor	1976-77
4.	8.94	Eric McKay	1983-84
5.	8.76	Anthony Winburn	1995-96
6.	8.52	Odell Bradley	2003-04
7.	8.48	Don Carlisle	2000-01
8.	8.25	Tony Long	1990-91
9.	7.95	Jesse Bingham	1988-89
10.	7.89	Michael Boles	1992-93

Double-Doubles (D1 era only)

Rk.	DD	Name	Year
1.	12	Odell Bradley	2003-04
2.	10	Josh Murray	2002-03
3.	9	George Hill	2007-08
4.	6	Elyjah Goss	2019-20
	6	Christian Siakam	2010-11
	6	Brandon Cole	2004-05

Single Game Records

Rebounds

Rk.	Reb	Name	Date
1.	21	Elyjah Goss vs. IUSB	12-10-2019
2.	20	Michael Boles vs. IUSB	3-7-1993
	20	Austris Purvlicis vs. IPFW	1-18-1975
4.	19	Lyonell Gaines vs. IUN	12-11-2012
5.	18	Elyjah Goss vs. Y'town St.	12-28-2019
	18	Odell Bradley vs. Ball St.	12-20-2003
	18	Rhett Dallas vs. Ind. Tech	1-23-1993
	18	Jesse Bingham vs. Anderson	11-23-1987
	18	Troy Fitts vs. Marian	2-25-1986
10.	17	Elyjah Goss at Green Bay	1-5-2020
	17	Elyjah Goss at Morehead St.	12-4-2019
	17	D.A. Harvey vs. Ind. Tech	11-28-2001
	17	Tony Long vs. S. Indiana	12-10-1989
14.	16	Elyjah Goss at Milwaukee	1-3-2020
	16	D.J. McCall vs. Wright St.	2-3-2019
	16	DavRon Williams vs. ORU	3-8-2015
	16	Robert Glenn vs. Princeton	3-22-2010

Blocked Shots

Rk.	Blk	Name	Date
1.	7	John Hester vs. Ind. Tech	1-21-1997
2.	6	Elyjah Goss at Milwaukee	1-3-2020
	6	Charles Price vs. Indiana St.	12-20-2000
	6	Charles Price vs. Wilberforce	11-18-2000
5.	5	16 different times	

MR: Evan Hall at Youngstown State (2-14-2019)

Three-Point Percentage

Rk.	Pct	Name	Date
1.	100% (6-6)	Todd Schabel vs. Wright St.	2-2-1987
2.	100% (5-5)	Grant Weatherford at Fresno St.	12-20-2019
3.	85.7% (6-7)	Darell Combs vs. Urbana	12-12-2016
	85.7% (6-7)	Darell Combs vs. IPFW	2-27-2016

LAST FOUR BOX SCORES

GAME #16 • MILWAUKEE 78, IUPUI 74 (MILWAUKEE, WISC. - PANTHER ARENA)

IUPUI 74 • 4-12,0-3 Horizon

#	Player	Total		3-Ptr		Rebounds			PF	TP	A TO Blk Stl					Min
		FG-FGA	FG-FGA	FT-FTA	Off Def Tot	PF	TP	A TO Blk Stl								
32	GOSS, Elyjah	f	7-13	0-0	5-6	6	10	16	1	19	0	1	6	0	35	
00	MINNETT, Jaylen	g	6-17	2-7	4-5	0	4	4	3	18	3	1	0	2	38	
13	WILLIAMS, Isaiah	g	2-7	0-0	2-4	0	3	3	4	6	2	2	0	2	23	
14	BURK, Marcus	g	7-14	0-4	1-2	0	3	3	3	15	1	5	0	0	34	
23	WEATHERFORD, Grant	g	4-6	0-1	2-2	1	6	7	1	10	1	4	0	2	38	
10	DePERSIA, Mike		2-4	0-1	0-0	2	3	5	4	4	5	1	0	1	24	
30	TYSON, Zo		1-1	0-0	0-0	0	1	1	1	2	0	0	0	0	8	
Team						1	0	1			1					
Totals			29-62	2-13	14-19	10	30	40	17	74	12	15	6	7	200	
FG % 1st Half: 15-34		44.1%	2nd half: 14-28		50.0%	Game: 29-62		46.8%	Deadball		Rebounds					
3FG % 1st Half: 2-9		22.2%	2nd half: 0-4		0.0%	Game: 2-13		15.4%								
FT % 1st Half: 5-8		62.5%	2nd half: 9-11		81.8%	Game: 14-19		73.7%								

Milwaukee 78 • 6-9,1-2 Horizon

#	Player	Total		3-Ptr		Rebounds			PF	TP	A TO Blk Stl					Min
		FG-FGA	FG-FGA	FT-FTA	Off Def Tot	PF	TP	A TO Blk Stl								
05	C.J. Wilbourn	f	2-2	0-0	3-4	2	1	3	4	7	0	1	0	0	14	
13	Courtney Brown Jr.	f	3-8	2-6	0-0	1	3	4	1	8	0	1	1	0	23	
01	DeAndre Abram	g	3-9	3-6	0-0	3	7	10	2	9	2	1	0	0	29	
03	Te'Jon Lucas	g	4-15	1-5	2-4	0	6	6	3	11	6	4	0	6	37	
22	Shae Mitchell	g	0-1	0-0	0-0	1	0	1	0	0	0	1	0	0	7	
02	Harrison Henderson		1-1	0-0	0-0	1	2	3	1	2	0	1	0	0	9	
04	Wil Sessoms		3-4	0-0	0-2	2	2	4	5	6	1	2	0	0	17	
10	Arturo Bingham		4-7	4-5	0-0	1	0	1	0	12	1	0	0	0	17	
20	Darius Roy		3-13	1-5	3-3	0	4	4	3	10	5	2	1	1	27	
24	Josh Thomas		6-8	1-2	0-1	1	0	1	2	13	2	0	0	1	20	
34	Tyler Behrendt		0-0	0-0	0-0	0	0	0	0	0	0	0	0	0	0+	
Team						1	1	2								
Totals			29-68	12-29	8-14	13	26	39	21	78	17	13	2	8	200	
FG % 1st Half: 13-31		41.9%	2nd half: 16-37		43.2%	Game: 29-68		42.6%	Deadball		Rebounds					
3FG % 1st Half: 6-15		40.0%	2nd half: 6-14		42.9%	Game: 12-29		41.4%								
FT % 1st Half: 2-6		33.3%	2nd half: 6-8		75.0%	Game: 8-14		57.1%								

Officials: Luke Chittum,Mark Riggs,Steve Honacki

Technical fouls: IUPUI-None. Milwaukee-None.

Attendance: 977

Score by periods	1st	2nd	Total
IUPUI	37	37	74
Milwaukee	34	44	78

Last FG - IUPUI 2nd-02:59, MKE 2nd-01:57.

Largest lead - IUPUI by 11 1st-04:29, MKE by 7 2nd-05:53.

IUPUI led for 22:29. MKE led for 12:16. Game was tied for 05:15.

Score tied - 8 times.

Lead changed - 20 times.

	Points	In	Off	2nd	Fast	Bench
IUPUI	46	19	16	4	6	
MKE	28	20	10	22	43	

GAME #17 • IUPUI 93, GREEN BAY 78 (GREEN BAY, WISC. - RESCH CENTER)

IUPUI 93 • 5-12,1-3 Horizon

#	Player	Total		3-Ptr		Rebounds			PF	TP	A TO Blk Stl					Min
		FG-FGA	FG-FGA	FT-FTA	Off Def Tot	PF	TP	A TO Blk Stl								
32	GOSS, Elyjah	f	4-9	0-0	5-8	6	11	17	4	13	1	2	1	0	32	
00	MINNETT, Jaylen	g	8-15	6-10	9-9	0	3	3	1	31	6	1	0	1	40	
13	WILLIAMS, Isaiah	g	1-2	0-0	0-0	0	4	4	4	2	2	1	0	1	11	
14	BURK, Marcus	g	10-21	4-9	3-3	0	6	6	1	27	2	4	0	2	38	
23	WEATHERFORD, Grant	g	5-9	3-5	0-0	0	6	6	3	13	2	3	0	0	31	
02	JACKSON JR., Jamil		0-1	0-1	0-0	0	0	0	1	0	0	0	0	0	3	
10	DePERSIA, Mike		1-5	1-3	0-0	2	3	5	4	3	8	1	0	1	31	
30	TYSON, Zo		2-2	0-0	0-0	0	1	1	1	4	1	0	0	1	14	
Team						3	0	3								
Totals			31-64	14-28	17-20	11	34	45	19	93	22	12	1	6	200	
FG % 1st Half: 18-33		54.5%	2nd half: 13-31		41.9%	Game: 31-64		48.4%	Deadball		Rebounds					
3FG % 1st Half: 8-16		50.0%	2nd half: 6-12		50.0%	Game: 14-28		50.0%								
FT % 1st Half: 9-11		81.8%	2nd half: 8-9		88.9%	Game: 17-20		85.0%								

Green Bay 78 • 7-10,2-2 Horizon

#	Player	Total		3-Ptr		Rebounds			PF	TP	A TO Blk Stl					Min
		FG-FGA	FG-FGA	FT-FTA	Off Def Tot	PF	TP	A TO Blk Stl								
15	Manny Patterson	f	4-9	0-0	4-5	3	3	6	2	12	1	3	1	0	23	
33	Cody Schwartz	f	2-4	1-2	0-0	0	1	1	1	5	1	0	0	0	13	
01	Amari Davis	g	4-9	0-0	2-4	1	3	4	1	10	2	1	0	0	29	
11	JayQuan McCloud	g	1-11	0-6	2-2	0	3	3	2	4	5	3	0	1	26	
21	Kameron Hankerson	g	1-5	0-1	0-0	1	1	2	1	2	0	1	0	0	11	
02	PJ Pipes		6-12	6-12	0-0	2	6	8	1	18	3	1	0	0	32	
04	Jiovanni Miles		1-1	1-1	0-0	0	0	0	2	3	0	0	0	0	8	
12	Josh McNair		4-6	0-0	4-5	2	2	4	1	12	0	1	0	0	13	
13	Trevian Bell		1-4	0-1	0-0	0	2	2	0	2	3	0	1	0	12	
30	Hunter Crist		1-4	1-2	2-3	1	0	1	3	5	4	0	0	1	16	
34	Will Chevalier		2-4	1-2	0-0	0	0	0	2	5	2	1	0	0	17	
Team						2	2	4								
Totals			27-69	10-27	14-19	12	23	35	16	78	21	11	2	2	200	
FG % 1st Half: 14-34		41.2%	2nd half: 13-35		37.1%	Game: 27-69		39.1%	Deadball		Rebounds					
3FG % 1st Half: 4-11		36.4%	2nd half: 6-16		37.5%	Game: 10-27		37.0%								
FT % 1st Half: 6-10		60.0%	2nd half: 8-9		88.9%	Game: 14-19		73.7%								

Officials: Dan Dorian,Jerry Scherzinger,Steve McMunkins

Technical fouls: IUPUI-None. Green Bay-None.

Attendance: 1666

Score by periods	1st	2nd	Total
IUPUI	53	40	93
Green Bay	38	40	78

Last FG - IUPUI 2nd-05:54, GB 2nd-00:27.

Largest lead - IUPUI by 25 2nd-08:36, GB None.

IUPUI led for 38:52. GB led for 00:00. Game was tied for 01:08.

Score tied - 1 time.

Lead changed - 0 times.

	Points	In	Off	2nd	Fast	Bench
IUPUI	53	40	18	8	15	7
GB	28	24	7	16	9	45

GAME #18 • WRIGHT STATE 84, IUPUI 70 (INDIANAPOLIS - INDIANA FARMERS COLISEUM)

Wright St. 84 • 15-3,5-0 Horizon

#	Player		Total		3-Ptr		Rebounds			PF	TP					Min
			FG-FGA	FG-FGA	FT-FTA	Off	Def	Tot	A			TO	Blk	Stl		
01	Bill Wampler	f	10-11	5-5	1-3	1	4	5	2	26	0	0	0	0	30	
11	Loudon Love	c	8-18	0-0	4-9	7	8	15	4	20	1	2	4	1	27	
00	Jaylon Hall	g	0-5	0-3	0-0	1	4	5	4	0	2	4	1	1	18	
02	Tanner Holden	g	2-6	1-2	5-8	0	7	7	5	10	7	2	2	3	26	
31	Cole Gentry	g	2-8	0-3	2-2	2	2	4	1	6	2	0	0	1	32	
10	Jordan Ash	g	0-0	0-0	1-4	1	2	3	3	1	3	0	0	0	17	
03	Trey Calvin		4-11	2-7	0-0	0	3	3	3	10	1	0	0	0	24	
20	Andy Neff		0-0	0-0	0-0	0	1	1	0	0	0	0	0	0	1	
21	Grant Basile		0-3	0-0	3-4	1	0	1	3	3	1	1	1	0	13	
23	James Manns		3-7	1-3	1-2	1	1	2	0	8	1	0	0	0	11	
32	TJ Nagy		0-0	0-0	0-0	0	0	0	0	0	0	0	0	0	1	
	Team					2	0	2								
	Totals		29-60	9-23	17-32	16	32	48	25	84	18	9	8	6	200	
	FG % 1st Half:	16-36	44.4%	2nd half:	13-33	39.4%	Game: 29-69			42.0%						Deadball
3FG	% 1st Half:	8-15	53.3%	2nd half:	1-8	12.5%	Game: 9-23			39.1%						Rebounds
FT	% 1st Half:	13-18	72.2%	2nd half:	4-14	28.6%	Game: 17-32			53.1%						13