



# 2019-2020 IUPUI BASKETBALL GAME NOTES

# IUPUI

## SCHEDULE/RESULTS

(5-15, 1-6 HORIZON)

Date	Opponent	Result/Time
Oct. 23	# Tiffin (ESPN3)	W, 81-77
Nov. 6	at Butler (FS2)	L, 47-80
Nov. 9	at Bradley (ESPN+)	L, 56-90
Nov. 11	Anderson (ESPN3)	W, 72-55
Nov. 13	^ at South Florida (ESPN3)	W, 70-53
Nov. 20	^ at Loyola (Ill.) (NBCSCH+ / ESPN+)	L, 62-85
Nov. 25	^ vs. Loyola (Md.)	L, 77-81
Nov. 26	^ vs. Southern	L, 77-83
Nov. 30	Evansville (ESPN+)	L, 64-70
Dec. 4	at Morehead St. (ESPN+)	L, 51-56
Dec. 7	at Ball St. (ESPN+)	L, 54-102
Dec. 10	IU South Bend (ESPN3)	W, 80-60
Dec. 14	Purdue Fort Wayne (ESPN+)	W, 74-65
Dec. 20	at Fresno St. (Mountain West Net)	L, 64-95
Dec. 28	* Youngstown St.	L, 73-83
Dec. 30	* Cleveland St. (ESPN+)	L, 80-82
Jan. 3	* at Milwaukee (ESPN3)	L, 74-78
Jan. 5	* at Green Bay (ESPN+)	W, 93-78
Jan. 10	* Wright St. (ESPN3)	L, 70-84
Jan. 12	* Northern Ky. (ESPN+)	L, 71-96
Jan. 18	* UIC (ESPN3)	L, 66-75
Jan. 23	* at Detroit Mercy (ESPN+)	7:00 pm
Jan. 25	* at Oakland (ESPN3)	3:00 pm
Jan. 30	* at Cleveland St. (ESPN+)	7:00 pm
Feb. 1	* at Youngstown St. (ESPN3)	6:00 pm
Feb. 6	* Green Bay (ESPN+)	11:00 am
Feb. 8	* Milwaukee (ESPN+)	12:00 pm
Feb. 14	* at Northern Ky. (ESPN+)	7:00 pm
Feb. 16	* at Wright St. (ESPN+)	2:00 pm
Feb. 22	* at UIC (ESPN3)	4:12 pm
Feb. 27	* Oakland (ESPN+)	7:00 pm
Feb. 29	* Detroit Mercy (ESPN+)	12:00 pm
Mar. 3	& HL Tourney - 1st rd.	
Mar. 5	& HL Tourney - Quarterfinals	
Mar. 9	& HL Tourney - Semifinals	
Mar. 10	& HL Tourney - Championship	

# denotes exhibition  
 \* denotes Horizon League games  
 ^ part of Cayman Islands Classic  
 (first two games on campus sites / last two at Omaha)  
 & denotes Horizon League Tournament games  
 (quarterfinals on campus sites / semis and finals in Indy)

## MEDIA COVERAGE

**TV:** ESPN+  
**Video Stream:** ESPN3  
**Audio:** none  
**Live Stats:** IUPUIJags.com  
**Twitter:** @IUPUIJaguars / @IUPUIMensBball

## MBB CONTACT

**Ed Holdaway - IUPUI Assistant AD**  
**Email:** eholdawa@iupui.edu  
**Twitter:** @EdHoldaway  
**Cell:** 317-908-2645

'03 NCAA TOURNAMENT, 2010 CBI, 2019 CIT

## IUPUI (5-15, 1-6 HL) at DETROIT MERCY (4-16, 2-5 HL)

Thursday, January 23, 2020 • 7:00 p.m. • Detroit, Mich. • Calihan Hall (8,295)




## STAT BREAKDOWN

IUPUI	PPG / Opp. PPG	UDM
68.8 / 77.6	68.7 / 77.9	
-8.8	Scoring Margin	-9.2
.413 / .461	FG% / Opp. FG%	.378 / .451
36.1 (-2.0)	RPG (Margin)	36.2 (-1.5)
.336 / .354	3FG% / Opp. 3FG%	.324 / .366
.644	FT%	.787
12.8	Assists/G	10.4
14.5 (-1.3)	TO/G (Margin)	14.1 (-1.6)
309 / 324 / 334	NET / KenPom / BPI	288 / 281 / 270

## SERIES BREAKDOWN

<b>Overall:</b>	1-6
<b>Rimm vs. UIC:</b>	0-0
<b>in Chicago:</b>	1-3
<b>at IUPUI:</b>	0-3
<b>neutral:</b>	0-0
<b>Last Meeting:</b>	Feb. 9, 2019
<b>Outcome:</b>	UIC 76, IUPUI 75 (Indianapolis)
<b>Streak:</b>	UIC has won 1

## THE JAGUARS



### PROBABLE STARTERS

No.	Name	Yr.	Pos.	Ht.	Hometown	PPG	RPG	APG	FG%	3FG%	FT%
0	Jaylen Minnett	Jr.	G	6-1	Terre Haute, Ind.	15.3	3.4	3.4	.371	.366	.825
10	Mike DePersia	Fr.	G	5-11	Cherry Hill, N.J.	2.8	2.5	2.6	.328	.080	.516
14	Marcus Burk	Jr.	G	6-3	Indianapolis, Ind.	19.0	3.1	1.7	.435	.386	.778
23	Grant Weatherford	Jr.	G	6-2	Cicero, Ind.	8.6	4.7	2.4	.439	.366	.642
32	Elyjah Goss	Jr.	F	6-7	Bolingbrook, Ill.	8.9	11.2	0.7	.486	.000	.528

### OFF THE BENCH

1	Jakoby Kemp	Jr.	F	6-8	Layton, Utah	0.7	0.8	0.0	.182	.000	---
2	Jamil Jackson Jr.	Jr.	G/F	6-6	Minneapolis, Minn.	3.6	1.3	0.5	.257	.189	.682
11	Brandon Kenyon	So.	F/C	6-10	Caledonia, Ontario	1.7	1.1	0.0	.385	.200	.800
12	Marlon Taylor	R-Fr.	G/F	6-5	South Bend, Ind.	0.3	0.4	0.1	.333	---	---
13	Isaiah Williams	Jr.	G/F	6-8	Dayton, Ohio	8.0	4.4	1.3	.419	.364	.538
15	Taveion White	Fr.	F	6-7	Prosper, Texas	0.0	0.3	0.0	.000	---	---
20	Sawyer Stoltz	Fr.	F	6-9	Huntington, Ind.	0.0	0.5	0.0	.000	---	---
30	Zo Tyson	Gr.	F	6-9	Fayetteville, N.C.	3.3	2.6	0.4	.628	---	.667

## QUICK HITTERS

- Both **Jaylen Minnett** (9th - 63 total) and **Marcus Burk** (31st - 54 total) rank among the nation's elite in total 3s made. The duo ranks 2nd nationally for combined 3s made (117), trailing only the Syracuse tandem of Buddy Boeheim and Elijah Hughes (120). Minnett owns the nation's second-longest active streak for games with a three made, having connected for at least one in 56 straight games, dating back to the end of his freshman campaign.
- Junior **Elyjah Goss** has emerged as a monster on the glass, including grabbing a school record 21 rebounds against IU South Bend on Dec. 10, surpassing the previous mark by a single board. Goss ranks No. 9 nationally at 11.2 rebounds per game and has led IUPUI in rebounding in 17 of 20 games, including 13-in-a-row entering today's contest. In league play, he's averaging a league best 14.6 per game.
- Junior **Marcus Burk** tallied his 1,000th collegiate point in the first half of the Jaguars' win over Purdue Fort Wayne. Burk tallied 776 in his two seasons at Campbell and has 379 this season, giving him 1,155 career points.
- IUPUI is coming off a 16-17 campaign, having made the program's third postseason berth during the Division I era by earning a spot in the 2019 College Insider Tournament. The Jaguars' 16 wins were the program's most since going 19-14 in the 2010-11 in head coach Ron Hunter's final season at IUPUI.
- Head Coach **Byron Rimm II** took over on an interim basis earlier this year, replacing Jason Gardner, who spent five years at the helm of the program. Rimm boasts 14 years of head coaching experience, including 10 years at Prairie View A&M from 2006-2016 as he racked up 115 victories and is the program's all-time winningest head coach. He originally joined the Jaguars' staff just prior to last season as IUPUI's Associate Head Coach.
- IUPUI has players from nine different states/provinces this season, with five hailing from the Hoosier State. All total, IUPUI has players this year from Indiana, Illinois, Minnesota, New Jersey, North Carolina, Ohio, Ontario, Texas and Utah.
- IUPUI swept the Horizon League's weekly awards on Nov. 18 as junior guard **Marcus Burk** was named Player of the Week and **Mike DePersia** was named Freshman of the Week after leading the Jags to wins over Anderson and at South Florida. Burk averaged 25.5 points, 5.5 rebounds, 2.5 steals and 2.0 assists per game while shooting 61 percent from the floor and 57.1 percent (8-of-14) from three. DePersia, who made his first two career starts during the week, averaged 4.0 points, 5.0 rebounds and 1.5 assists per game while shooting 57 percent from the field.

## 2019-2020 ROSTER

### NUMERIC ROSTER

##	Name	Pos.	Ht.	Wt.	Yr.	Hometown/High School (Previous)
0	Jaylen Minnett	G	6-1	180	Jr.	Terre Haute, Ind./Terre Haute South
1	Jakoby Kemp	F	6-8	190	Jr.	Layton, Utah/Layton (Salt Lake C.C.)
2	Jamil Jackson Jr.	G/F	6-6	190	Jr.	Minneapolis, Minn./Minneapolis North (Southern Utah)
10	Mike DePersia	G	5-11	170	Fr.	Cherry Hill, N.J./Haddonfield Memorial
11	Brandon Kenyon	F/C	6-10	225	So.	Caledonia, Ontario/RISE Prep
12	Marlon Taylor	G/F	6-5	220	R-Fr.	South Bend, Ind./Riley (Indiana State)
13	Isaiah Williams	G/F	6-8	225	Jr.	Dayton, Ohio/Stivers School for the Arts (Pensacola St.)
14	Marcus Burk	G	6-3	205	Jr.	Indianapolis, Ind./Franklin Central
15	Taveion White	F	6-7	190	Fr.	Prosper, Texas/PHS Academy
20	Sawyer Stoltz	F	6-9	200	Fr.	Huntington, Ind./Huntington North
23	Grant Weatherford	G	6-2	195	Jr.	Cicero, Ind./Hamilton Heights (Midland College)
30	Zo Tyson	F	6-9	195	Gr.	Fayetteville, N.C./Trinity Christian (Colorado State)
32	Elyjah Goss	F	6-7	195	Jr.	Bolingbrook, Ill./Plainfield East

### ROSTER BREAKDOWNS

#### BY CLASS-

**Freshmen:** 4  
**Juniors:** 7

**Sophomores:** 1  
**Seniors:** 1

#### BY PRIMARY POSITION-

**Guards:** 7  
**Centers:** 0

**Forwards:** 6

#### BY HOME STATE-

**Indiana:** 5  
**Minnesota:** 1  
**North Carolina:** 1  
**Ontario:** 1  
**Utah:** 1

**Illinois:** 1  
**New Jersey:** 1  
**Ohio:** 1  
**Texas:** 1

### PRONUNCIATION GUIDE

**ELYJAH** Goss

(same as Elijah)

Jaylen **MINNETT**

(min-**NET**)

**TAVEION** White

(**TAY**-vee-on)


## RADIO / TV ROSTER



**#0 - JAYLEN MINNETT**  
6-1 // Jr. // G  
Terre Haute, Ind.  
*Sports Management*




**#1 - JAKOBY KEMP**  
6-8 // Jr. // F  
Layton, Utah  
*General Studies*




**#2 - JAMIL JACKSON JR.**  
6-6 // Jr. // G/F  
Minneapolis, Minn.  
*General Studies*




**#10 - MIKE DePERSIA**  
5-10 // Fr. // G  
Haddonfield, N.J.  
*Biomedical Engineering*




**#11 - BRANDON KENYON**  
6-10 // Soph. // F/C  
Caledonia, Ontario  
*Criminal Justice*



**#12 - MARLON TAYLOR**  
6-5 // R-Fr. // G/F  
South Bend, Ind.  
*Pre-Engineering*




**#13 - ISAIAH WILLIAMS**  
6-8 // Jr. // G/F  
Dayton, Ohio  
*General Studies*




**#14 - MARCUS BURK**  
6-3 // Jr. // G  
Indianapolis, Ind.  
*General Studies*



**#15 - TAVEION WHITE**  
6-7 // Fr. // F  
Prosper, Texas  
*Business*



**#20 - SAWYER STOLTZ**  
6-9 // Fr. // F  
Huntington, Ind.  
*Biology*



**#23 - GRANT WEATHERFORD**  
6-2 // Jr. // G  
Cicero, Ind.  
*General Studies*



**#30 - ZO TYSON**  
6-9 // Gr. // F  
Fayetteville, N.C.  
*Sports Journalism*

**Interim Head Coach:** Byron Rimm II, 1st season (2nd year at IUPUI)

**Assistant Coach:** Matt Dunn, 2nd season


**Assistant Coach:** Isaac Loechle, 2nd season

**Assistant Coach:** Brian Burton, 1st season

**Director of Operations:** Aaron Evans, 1st season

**Strength & Conditioning Coach:** Jason Quarles, 6th season

**Athletic Trainer:** Joseph Medel, 1st season



**#32 - ELYJAH GOSS**  
6-7 // Jr. // F  
Bolingbrook, Ill.  
*Sports Management*



## POLLS

ASSOCIATED PRESS		COACHES	
Week 12 - Jan. 20		Week 12 - Jan. 20	
Rank	Team (1st)	Rank	Team (1st)
1.	Baylor (33)	1.	Gonzaga (19)
2.	Gonzaga (31)	2.	Baylor (13)
3.	Kansas (1)	3.	Kansas
4.	San Diego State	4.	San Diego State
5.	Florida State	5.	Louisville
6.	Louisville	6.	Florida State
7.	Dayton	7.	Dayton
8.	Duke	8.	Duke
9.	Villanova	9.	Michigan State
10.	Seton Hall	10.	Seton Hall
11.	Michigan State	11.	Villanova
12.	Oregon	12.	Butler
13.	Butler	13.	Oregon
14.	West Virginia	14.	Kentucky
15.	Kentucky	15.	West Virginia
16.	Auburn	16.	Auburn
17.	Maryland	17.	Maryland
18.	Texas Tech	18.	Texas Tech
19.	Iowa	19.	Iowa
20.	Memphis	20.	Memphis
21.	Illinois	21.	Arizona
22.	Arizona	22.	Illinois
23.	Colorado		Wichita State
24.	Rutgers	24.	Houston
25.	Houston	25.	Rutgers

### MID-MAJOR TOP 25

January 20					
Rk	Team (1st)	Record	Pts.	Prev.	Conf.
1.	Gonzaga (31)	20-1	775	1	West Coast
2.	Liberty	19-1	735	2	ASUN
3.	Northern Iowa	16-2	700	3	Missouri Valley
4.	Yale	12-4	656	4	Ivy League
5.	Saint Mary's	16-4	649	5	West Coast
6.	ETSU	17-3	631	6	Southern
7.	UNCG	15-5	564	9	Southern
8.	Furman	15-5	527	7	Southern
9.	Stephen F. Austin	15-3	493	11	Southland
10.	Wright State	17-4	470	15	Horizon
11.	BYU	14-6	425	10	West Coast
12.	Kent State	13-5	405	8	Mid-American
13.	Harvard	12-4	375	13	Ivy League
14.	Santa Clara	16-4	367	12	West Coast
15.	Belmont	14-5	338	17	Ohio Valley
16.	Akron	14-4	336	14	Mid-American
17.	Colgate	14-5	269	16	Patriot
18.	New Mexico State	14-6	217	20	Western Athletic
19.	San Francisco	14-6	212	21	West Coast
20.	Pacific	15-6	153	18	West Coast
21.	Bowling Green	13-5	128	22	Mid-American
22.	William & Mary	14-6	124	19	Colonial
23.	Loyola Chicago	13-6	94	NR	Missouri Valley
24.	Murray State	13-5	93	NR	Ohio Valley
25.	Vermont	13-6	71	25	America East

### HORIZON LEAGUE PRESEASON POLLS

#### Pl. School (1st-place) - Votes

- Wright State (28) - 350
- Northern Kentucky (5) - 295
- UIC (1) - 280
- Oakland (1) - 229
- Green Bay - 207
- Youngstown State - 186
- Milwaukee - 146
- Detroit Mercy - 133
- IUPUI - 92
- Cleveland State (1) - 62

**Preseason POTY:** Antoine Davis, Detroit Mercy

#### First Team (alphabetical order by school)

Antoine Davis, Detroit Mercy  
Jalen Tate, Northern Kentucky  
Xavier Hill-Mais, Oakland  
Tarkus Ferguson, UIC  
Loudon Love, Wright State

#### Second Team (alphabetical order by school)

JayQuan McCloud, Green Bay  
Tyler Sharpe, Northern Kentucky  
Marcus Ottey, UIC  
Bill Wampler, Wright State  
Darius Quisenberry, Youngstown State

## HORIZON LEAGUE

HORIZON LEAGUE STANDINGS		
through games on Jan. 22		
Team	Overall (Pct.)	HL (Pct.)
Wright State .....	17-4 (.810)	7-1 (.875)
Northern Ky. ....	14-6 (.700)	6-2 (.750)
Youngstown State.....	11-9 (.550)	4-3 (.571)
Milwaukee.....	9-10 (.474)	4-3 (.571)
Green Bay.....	9-11 (.450)	4-3 (.571)
UIC .....	8-12 (.400)	3-4 (.429)
Cleveland State.....	7-13 (.350)	3-4 (.429)
Oakland .....	7-13 (.350)	2-5 (.286)
Detroit Mercy .....	4-16 (.200)	2-5 (.286)
IUPUI.....	5-15 (.250)	1-6 (.143)

HORIZON LEAGUE SCHEDULE		
Date	Game	Time
1/23	*UIC at Oakland	7pm
	*Green Bay at Cleveland St.	7pm
	*Milwaukee at Youngstown St.	7pm
	*IUPUI at Detroit Mercy	7pm
1/24	*Northern Ky. at Wright St.	9pm
1/25	*UIC at Detroit Mercy	1pm
	*Green Bay at Youngstown St.	2pm
	*Milwaukee at Cleveland St.	3pm
	*IUPUI at Oakland	3pm
1/30	*IUPUI at Cleveland St.	7pm
	*UIC at Youngstown St.	7pm
1/31	*Oakland at Detroit Mercy	tba
	*Northern Ky. at Green Bay	tba
	*Wright St. at Milwaukee	8pm
2/1	*UIC at Cleveland St.	3pm
	*IUPUI at Youngstown St.	6pm
2/2	*Northern Ky. at Milwaukee	2pm
	*Wright St. at Green Bay	2pm
2/6	*Green Bay at IUPUI	11am
	*Detroit Mercy at Wright St.	7pm
	*Oakland at Northern Ky.	7pm
	*Milwaukee at UIC	8pm
2/8	*Milwaukee at IUPUI	12pm
	*Green Bay at UIC	4pm
	*Cleveland St. at Youngstown St.	6pm
	*Detroit Mercy at Northern Ky.	7pm
	*Oakland at Wright St.	7pm
2/13	*Cleveland St. at Oakland	7pm
	*Youngstown St. at Detroit Mercy	7pm
2/14	*IUPUI at Northern Ky.	7pm
	*UIC at Wright St.	9pm
2/15	*Cleveland St. at Detroit Mercy	1pm
	*Youngstown St. at Oakland	3pm
	*Green Bay at Milwaukee	7pm
2/16	*UIC at Northern Ky.	2pm
	*IUPUI at Wright St.	2pm
2/20	*Wright St. at Youngstown St.	7pm
	*Northern Ky. at Cleveland St.	7pm

IUPUI IN HORIZON LEAGUE STATS		
through games on Jan. 19 [denotes NCAA ranking]		
Category	HL [Nat Rk.]	Stat
Scoring .....	6th .....	68.8 ppg
Scoring Defense.....	8th .....	77.6 ppg
Scoring Margin.....	8th .....	-8.8 ppg
Rebounding Margin .....	8th .....	-2.0 rpg
Field Goal % .....	7th .....	41.3%
3Pt Field Goal % .....	3rd .....	33.6%
Free Throw % .....	10th .....	64.4%
Assists .....	6th .....	12.8 apg
Turnovers.....	7th .....	14.5 to/g
Turnover Margin.....	6th .....	-1.3 to/g
Assist/TO Ratio .....	7th .....	0.88 a/to
Blocked Shots.....	7th .....	2.65 bpg
Steals .....	4th .....	6.90 spg
Offensive Rebounds.....	5th .....	11.4 rpg
Defensive Rebounds....	8th .....	24.8 rpg
Home Attendance.....	10th .....	1,099/gm

Category	Rank	Stat
<b>Scoring</b>		
Burk	2nd	18.95 ppg
Minnett	8th	15.30 ppg
<b>Rebounding</b>		
Goss	1st	11.20 rpg
<b>FG Percentage</b>		
Burk	4th	43.5%
<b>Assists</b>		
Minnett	t-9th	3.35 apg
DePersia	13th	2.55 apg
<b>Steals</b>		
Burk	8th	1.45 spg
Minnett	t-10th	1.35 spg
Weatherford	t-10th	1.35 spg
<b>3FG Percentage</b>		
Burk	1st	38.6%
Minnett	3rd	36.6%
<b>3FG Made</b>		
Minnett	2nd	3.15/game
Burk	4th	2.70/game
<b>Blocked Shots</b>		
Goss	1st	1.30 bpg
<b>Assist-to-Turnover Ratio</b>		
Minnett	3rd	1.63 a/to
<b>Offensive Rebounds</b>		
Goss	2nd	3.95 rpg
<b>Defensive Rebounds</b>		
Goss	1st	7.25 rpg
<b>Minutes</b>		
Minnett	4th	34.40 mpg
Weatherford	7th	33.01 mpg
Burk	8th	32.96 mpg
<b>20-Point Games</b>		
Burk	2nd	9 total
Minnett	t-11th	3 total
<b>Double Digit Rebound Games</b>		
Goss	1st	12 total
<b>Double-Doubles</b>		
Goss	t-1st	7 total

## UIC TIP-INS

IUPUI capped its recent three-game homestand with a 75-66 loss to UIC last Saturday (Jan. 18), despite putting four players in double-figures. Marcus Burk led the way with 18 points and Grant Weatherford matched his season-high with 17 points. Elyjah Goss added his seventh double-double of the season with 16 points and 15 rebounds and Jaylen Minnett tallied 12 in the loss. Here are some more notes on that contest:

-IUPUI jumped in front 7-0 to start the game, but was outscored 35-16 over the next 16+ minutes as UIC led 35-23 at the break.

-Head coach Byron Rimm was missing two key pieces as both Isaiah Williams and Zo Tyson were in street clothes. Freshman Mike DePersia (0 pts, 5 reb, 3 ast) returned to the starting lineup in Williams' absence. The IUPUI bench contributed a season-low three points in just 16 total minutes, 12 of which were played by Jamil Jackson Jr.

-Goss had one of his best days of the season with 16 points (6-7 FG, 4-7 FT), 15 rebounds and three blocked shots before fouling out in a career-high 39 minutes.

-IUPUI turned it over just nine times, but shot just 33 percent from the field and 6-of-26 (23.1 percent) from three-point range. UIC didn't exactly light it up at 45 percent from the field and 39 percent from three, but it was more than enough to get the win.

-IUPUI outscored UIC 20-8 at the free throw line and has now outscored six straight foes at the foul line, doing so by more than seven points per game during that span.

-UIC's Tarkus Ferguson nearly notched a triple-double with 16 points, nine rebounds and nine assists to lead five Flames in double-digits.

## BETTER THAN ALL THE REST

IUPUI's early season win at South Florida (70-53 on Nov. 13) was widely considered the best non-conference victory by a Horizon League team this season. The Jags entered play as a 17-point underdog before defeating the AAC foe by 17 points. In addition, it was IUPUI's first-ever victory over an AAC opponent in program history.

## IN LEAGUE PLAY... STATISTICALLY SPEAKING

-Offensively, IUPUI is ranked third in the league in scoring at 75.3 points per game, but yielding a league-worst 82.3 points per game. Foes are shooting 40.1 percent from three-point range and averaging 9.8 made threes per game.

-Burk is second in the league in scoring at 19.6 points per game while Minnett is third at 18.7 points per game. Minnett leads the league by making 3.57 threes per game in seven league games. Goss leads the league in rebounding at 14.6 rebounds per game and is tied atop the league with four double-doubles.

-Freshman Mike DePersia has 27 assists against just seven turnovers in league games and is second in the league with a 3.86 assist-to-turnover ratio. As a team, IUPUI has 107 assists against 89 turnovers (1.20 a/to).

-IUPUI has made more (124) free throws as the opposition has attempted (120), and done so at a 69.3 percent clip. Minnett is shooting 90.3 percent from the foul line and Burk has a team-high 30 made free throws in league games.

-Four IUPUI players - Minnett (3rd - 36.7), Burk (5th - 35.5), Weatherford (9th - 35.2) and Goss (10th - 33.9) - rank among the league's top 10 in minutes played since the start of league play.

## MR. 1,000

Junior Marcus Burk netted his **1,000 collegiate point** in the Dec. 14 win over Purdue Fort Wayne with a three-point play at the 12:57 mark of the first half. Burk, an Indianapolis-native, tallied 776 in two seasons at Campbell and now has 379 this season, giving him 1,155 in his collegiate career.

Here are some more tidbits on Burk:

-Burk has been IUPUI's top offensive player all season, ranking No. 2 in the Horizon League in scoring (19.0 ppg) and fourth in the league in threes made (2.7/gm). He also ranks tops in the league in three-point percentage at 38.6 percent.

-Burk tallied a season-high 32 points (12-of-21 FG, 7-of-10 3's) against Loyola (Md.), falling one shy of his career-high 33 from his sophomore year at Campbell. Burk's 32 was the most by an IUPUI player since Darell Combs hit the same number against South Dakota on Feb. 25, 2016.

-While Burk is averaging nearly 20 points per game, no IUPUI player has averaged 20 points per game for an entire season since Alex Young averaged 20.4 points per game in 2011-12. Only three players - Odell Bradley (23.1, 2003-04), George Hill (21.5, 2007-08) and Young (20.4, 2011-12) - have averaged better than 20 points per game during the Jaguars' Division I era.

-Burk is currently second in the Horizon League with nine 20-point scoring games, trailing only Detroit Mercy's Antoine Davis.

## MR. WINDEX

Junior Elyjah Goss currently **leads the Horizon League** and ranks No. 9 nationally in rebounding at 11.2 per contest, more than a full rebound ahead of second place Naz Bohannon (YSU). He owns four of the seven highest single-game totals in the Horizon League this season, including grabbing a school record 21 against IUSB (Dec. 10), 18 against Youngstown State (Dec. 28) and 17 at Morehead State (Dec. 4). His 21 boards against IUSB is the third-highest single-game total in NCAA Division I this season.

All total, Goss has led the Jaguars in rebounds in 17 of the team's 20 games.

Five games into this season, he was averaging 6.0 rebounds per game, but has since grabbed at least 10 boards in 11 of the Jaguars' 15 games.

In league play, Goss leads the league in rebounding (14.6 rpg) and has four double-doubles in seven games and grabbed double-digit boards in every league contest.

Goss now has 10 career double-doubles and has led the Jags in rebounding in each of

the past 13 games.

## SPLASH BROTHERS

IUPUI's version of the Splash Brothers - Marcus Burk and Jaylen Minnett - is on pace to reach unprecedented heights.

Burk leads the league in percentage (38.6%) and is tied for third in threes made at 2.70/game. Minnett is second in threes made (3.15/game) and third in three-point percentage (36.6%). By hitting a combined 5.85 threes/game, the duo is tops in the league.

Burk is fifth among active juniors (45th among all players) in college basketball with 212 career threes and Minnett is 12th on that list (76th overall) with 192 makes.

## TOP GUNS

Burk and Minnett are accounting for the bulk of the Jaguars' offense, having taken 49 percent of the team's field goal attempts (581 of 1181) and 72 percent of the team's three-point attempts (312 of 435). In addition, the duo has accounted for 50 percent (685 of 1375) of the team's total points.

Burk (19.0 ppg) and Minnett (15.3 ppg) easily lead the team in scoring while three others - Elyjah Goss (8.9), Grant Weatherford (8.6) and Isaiah Williams (8.0) - are next in line.

## MINNETT NOTES

Junior Jaylen Minnett, the 2019 Horizon League Sixth Man of the Year, won't be a repeat winner as he's started every game this season. The 6-foot-1 Terre Haute-native, averaged 12.0 points per game and drilled 78 3's last season, while coming off the bench in all but the season finale.

Some other tidbits on Minnett include:

-He currently owns the nation's **second-longest streak** of consecutive games with at least one made three at 56 games... Minnett made at least one trey in all 33 games last season and the final three games of the 2017-18 season... the last time Minnett went without a three in a game was against Oakland on Feb. 19, 2018 when he had without a triple in 14 minutes.

-Minnett enters play sixth on IUPUI's all-time list with 190 made 3's in his career... he's seven triples away from fifth-place Gary Patterson's 196 career triples.

-His 78 3's made last season was the 7th-highest single-season total in IUPUI history.

-His 7.1 ppg scoring average as a freshman in 2017-18 was the highest by an IUPUI rookie since Alex Young average 10.8 points per game in 2008-09.

-His 51 made 3's in 2017-18 were the most by an IUPUI freshman in the program's Division I era (1998-present).

## WARM WEATHERFORD

Junior Grant Weatherford is making a claim to join Burk and Minnett as an elite three-point shooter. After starting the season 0-of-6 from deep in the season's first eight games, Weatherford is 15-of-35 (42.9%) from beyond the arc in the Jaguars' last 12 games, coinciding with his return to the starting lineup.

Since rejoining the starting unit, Weatherford has tallied in double-digits nine times. During the 12 games, Weatherford is averaging 11.7 points, 5.3 rebounds, 2.2 assists and 1.4 steals per game while shooting 45 percent (49-of-110) from the field.

Weatherford is currently amidst a career-best five straight games scoring in double-figures dating back to the game at Milwaukee on Jan. 3.

## STORY TELLER

In IUPUI's five wins this season, the Jags have held opponents to 37.5 percent shooting overall and 26.1 percent from three-point range.

In the Jaguars' 15 losses, foes have shot 49.1 percent overall and 38.8 percent from beyond the arc.

Eight of the 15 opponents to have beaten the Jags have shot 50 percent or better from the floor.

## FREEBIES

IUPUI enters play ranked 321st of 350 teams in free throw percentage at 64.4 percent, which is well on pace to be the lowest mark in the program's Division I era. The current low mark was a 65.4 percentage for the 2008-09 season. The lowest single-season mark on record in program history was a 62.7 percentage in the 1976-77 campaign.

## ...HOWEVER

Since the Dec. 28 Youngstown State loss in which IUPUI made just 12-of-28 (42.9 percent) at the foul line, IUPUI has been efficient at the stripe. Since then, IUPUI is a combined 112-of-151 (74.2 percent) in the last six games.

## FULL 40

Junior Jaylen Minnett's 40-minute effort at Green Bay on Jan. 5 was the first full 40 posted by an IUPUI player in a non-overtime game since Marcellus Barksdale played all 40 minutes at Western Illinois on Mar. 1, 2014.

## STARTERS DOING IT ALL

Head coach Byron Rimm has shown a reluctance to delve too deeply into his bench as IUPUI reserves accounted for just 11.3 points per game this season. IUPUI is getting just 16 percent of its points from reserves and has had eight games in which the bench has provided fewer than 10 points. The Jags' bench has scored a season-high 19 points on three different occasions and is coming off a season-low three points against UIC.

## BASKETBALL CENTRAL

IUPUI will be a big part of the center of the college basketball universe this March as the 2020 Horizon League Championships will be played at the Indiana Farmers Coliseum on Mar. 9-10 and the department will later serve as institutional co-host of an NCAA Men's Basketball Regional at Lucas Oil Stadium on Mar. 26-28, alongside the Horizon League and Indiana Sports Corporation.

Both the men's and women's Horizon League Semifinals (Mar. 9) and Championship games (Mar. 10) will be played at Indiana Farmers Coliseum as 2020 marks the first of a three-year rotation.



## NEWS, NOTES & STORYLINES (CONT.)

### GRADE CHECKS

Six different Jaguars posted a grade point average of 3.0 or better during the fall - Mike DePersia, Elijah Goss, Brandon Kenyon, Sawyer Stoltz, Grant Weatherford and Taveion White. Weatherford, who is pursuing his Master's degree in Organizational Leadership, had the team's top GPA for the fall at 3.67.

Kenyon and Weatherford were recently named to the Horizon League's Academic Honor Roll for the fall semester.

### WHERE'D THEY GO?

IUPUI graduated the Horizon League's Defensive Player of the Year D.J. McCall, who's currently playing in the G-League for the Fort Wayne Mad Antz. In addition, three-year starter Evan Hall also graduated on the inside, as did 7-foot-1 big man Ahmed Ismail.

The other key departure was second team All-Horizon League selection Camron Justice, who pursued a graduate transfer, and is now playing at Western Kentucky. The Jags also suffered two other defections at the start of the school year as local product Jack Hansen decided not to continue his college basketball career after appearing in 31 games last season.

The other came when highly touted freshman Calvin Temple opted to transfer to Louisiana at the start of the school year. Temple, a 6-foot-1 guard who was one of the top prep players from the state of Mississippi, practiced with the Jaguars during the summer before opting to transfer.

### LARGE CLASS

IUPUI entered the season with an eight-man junior class eligibility wise, tying for the eighth largest class in all of college basketball. Below are the lists of largest classes.

- 11 total: Navy (freshman class), Utah (freshman class)
- 10 total: Air Force (freshman class), TCU (freshman class)
- 9 total: Colorado (jr. class), CSU Bakersfield (jr. class), Middle Tenn. (jr. class)
- 8 total: Idaho (jr. class), IUPUI (jr. class)

### FAMILY TIES

-DePersia comes from a notable basketball family in the state of New Jersey and he and his brothers - twins Rob and Nick - are one of just four sets of siblings in NJ high school basketball history to have all scored 1,000 points in their high school careers. DePersia led his Haddonfield squad to back-to-back state titles his junior and senior seasons. His two brothers went on to play collegiately at Rowan University and were named the Albert Carino Boys Basketball Club of South Jersey Small College Players of the Year last April while playing for former Penn State standout Joe Crispin. Rob recently joined the Villanova program as a graduate assistant.

-Kemp's older brother is a WR with the Kansas City Chiefs, Marcus Kemp. Kemp played at the University of Hawaii and is now in his second season with the Chiefs, having joined the team as an undrafted free agent in 2017.

### PRO NOTES

In addition to the success that former IUPUI Jaguar George Hill is continuing to have in his 12th NBA season, IUPUI presently has seven former players playing professionally all over the world.

- George Hill / Milwaukee Bucks (NBA)
- Darell Combs / Mgzavrebi (Georgia Superleague)
- Alex Young / Al Ahly (Egyptian Superleague)
- Ahmed Ismail / Al Ahly (Egyptian Superleague)
- D.J. McCall / Fort Wayne Mad Ants (G-League)
- Robert Glenn / H.Galilee (Israeli National League)
- Maurice Kirby / Shoot it Dragon (Thailand TBL)

### AT THE HORN

Winning games at the horn has been a staple of recent IUPUI squads. In the past five seasons, IUPUI has won five games in the closing seconds, including three as time expired:

- P.J. Boutte - 15' floater at the horn vs. Ball State (71-69 / Nov. 22, 2014)
- Marcellus Barksdale - layup at the horn at IPFW (84-82 / Jan. 23, 2016)
- Jordan Pickett - wing 3 with :02 vs. NDSU (73-72 / Jan. 31, 2016)
- Darell Combs - wing J with :01.5 vs. SDSU (85-83 / Jan. 18, 2017)
- Evan Hall - layup at the horn vs. Milwaukee (72-71 / Jan. 10, 2018)

### 21 UP

Last February, Hall of Famer Matt Crenshaw became just the 3rd player in school history to have his jersey retired, joining #34 Carlos Knox and #3 George Hill, in the rafters.

Crenshaw finished as the program's all-time leader in assists and hit the game-winning shot in the 2003 Mid-Continent Conference Tournament to send IUPUI to the NCAA Tournament. He later played overseas and returned to IUPUI as a longtime member of the coaching staff before joining the Ball State coaching staff just prior to the start of last season.

Hill was among those to attend the festivities.



### HUNTER TO THE HALL

Longtime IUPUI head coach Ron Hunter was inducted as part of the Jaguars' Hall of Fame Class of 2019 this past February.

Hunter, now the head coach at Tulane University, guided the IUPUI basketball program from 1994-2011 and is the program's all-time leader in wins (275), winning percentage (.557), games coached (494), winning seasons (11) and 20-win seasons (4). He guided IUPUI to its only ever NCAA Division I NCAA Tournament appearance in 2003. Led by future NBAer George Hill, his 2007-08 team won a school record 26 games and two years later, his team went 25-11 and collected the program's first-ever Division I postseason win. He was a two-time league Coach of the Year and clearly elevated the program during his tenure.

He earned national acclaim for his work with Samaritan's Feet as the first in the country to coach a game in his bare feet in January 2008 to raise awareness for those in need. He later personally delivered shoes to individuals in Peru and Costa Rica. He collected numerous honors for his philanthropic work including being named a 2008 ABC News Person of the Year, the 2010 Indiana Pathfinder Award recipient and an NABC Guardians of the Game Pillar Award for Service.

### UNIVERSITY QUICK FACTS

<b>Location</b>	Indianapolis, Ind.
<b>Founded</b>	1969
<b>Nickname</b>	Jaguars
<b>Colors</b>	Red, gold & black
<b>Enrollment</b>	30,000
<b>Affiliation</b>	NCAA Division I
<b>Conference</b>	The Horizon League
<b>Home Facility (Cap.)</b>	Indiana Farmers Coliseum (6,800)
<b>Chancellor</b>	Dr. Nasser Paydar
<b>Athletics Director</b>	Dr. Roderick Perry
<b>Website</b>	www.IUPUIJags.com
<b>Twitter</b>	@IUPUIJaguars
<b>Athletics Phone</b>	(317) 278-5247
<b>Mailing Address</b>	1000 Waterway Blvd. Indianapolis, IN 46202

### BASKETBALL HISTORY

<b>First Yr. of basketball</b>	1972
<b>Seasons of basketball</b>	48th
<b>Seasons of Division I basketball</b>	22nd
<b>Division I (1998-pres.) Record</b>	275-302 (.477)
<b>NCAA Appearances</b>	1
<b>Last NCAA Appearance</b>	2003
<b>Last Postseason Appearance</b>	2019 (CIT - First Round)

## UNIVERSITY NOTES

### ABOUT THE UNIVERSITY

IUPUI is a public research university located in downtown Indianapolis that is the result of a merger of the Purdue Indianapolis Extension Center (1946) and Indiana University Indianapolis (1916). The merger was completed in 1969 and athletics began in 1972.

The university offers more than 200 degree programs and boasts an enrollment over 30,000 (22,000 undergrad and 8,000 postgrad). The university also boasts an endowment of more than \$850 million.

The university is ranked among the Top 200 "National Universities" and ranked 7th for "Up and Coming Schools." U.S. News has ranked IUPUI among the nation's elite for 13 straight years.

All total, the campus covers 509 acres and is located along Indy's Cultural Trail. IUPUI includes the nation's largest nursing school, the second largest medical school in the country, the only dental school in the state, and the country's oldest school of physical education. IUPUI is among the top 20 campuses in the nation for graduate professional degrees conferred

### ATHLETIC PROWESS

IUPUI was a primary beneficiary of the 1987 Pan-American Games in Indianapolis and continues to boast some world renowned facilities.

The IU Natatorium is located on the IUPUI campus and is among the best swimming & diving facilities in the world. It has hosted the U.S. Olympic Team Trials four different times and 12 NCAA National Championship meets. In addition, the 2017 World Juniors were held at IUPUI and 16 world records have been set in the Natatorium water.

Adjacent west is the Michael A. Carroll Track & Soccer Stadium which has hosted several USA Outdoor Track & Field Championships and NCAA Championships, along with the 1988 US Olympic Trials. Florence Griffith-Joyner set the 100m world record of 10.49 on the track.

In basketball circles, IUPUI is best known as the long-time host of the Nike All-American Camp, which was held on campus for two decades. The nation's top prep players and coaches from every level converged on campus for two weeks each summer in what was considered the elite college recruiting event of the year. Alum included LeBron James, Chris Webber, Allen Iverson, Kevin Garnett, Jason Kidd and Paul Pierce, among many others.

### GEORGE HILL

IUPUI's best known basketball alum is current NBAer George Hill, who is in his 12th year in the league this season. Hill was originally drafted by the San Antonio Spurs (1st rd., 26th overall) in 2008.

He's played for the Spurs (2008-11), Indiana Pacers (2011-16), Utah Jazz (2016-17), Sacramento Kings (2017-18), Cleveland Cavaliers (2018) and Milwaukee Bucks (2018-pres.). He's played in more than 700 regular season games, making nearly 450 career starts and averaging 11.2 points per game in his NBA career.

Entering this season, he's played in 117 career playoff games, starting 90 times and averaging 12.3 points per game.





## 2019-2020 MISCELLANEOUS STATISTICS

### ***IUPUI'S RECORD WHEN...***

	'19-20	'19-20	Under
	Overall	Horizon	Rimm
Home:	3-6	0-4	3-6
Away:	2-7	1-1	2-7
Neutral:	0-2	0-0	0-2
Overtime:	0-0	0-0	0-0
Lead @ Halftime:	5-3	1-1	5-3
Trail @ Halftime:	0-12	0-5	0-12
Tied @ Halftime:	0-0	0-0	0-0
Leading w/ 5:00 left:	5-2	1-2	5-2
Trailing w/ 5:00 left:	0-12	0-4	0-12
Tied w/ 5:00 left:	0-1	0-0	0-1
Shooting 50% or better:	1-1	0-1	1-1
Shooting 40-50%:	3-6	1-2	3-6
Shooting less than 40%:	1-8	0-3	1-8
Opp. shoots 50% or better:	0-8	0-3	0-8
Opp. shoots 40-50%:	1-5	0-3	1-5
Opp. shoots less than 40%:	4-2	1-0	4-2
Shooting better % than opp.	4-1	1-1	4-1
Shooting worse % than opp.	1-14	0-5	1-14
Scoring less than 50:	0-1	0-0	0-1
Score 50-59 pts:	0-3	0-0	0-3
Score 60-69 pts:	0-4	0-1	0-4
Score 70-79 pts:	3-6	0-4	3-6
Score 80-89 pts:	1-1	0-1	1-1
Score 90+ pts:	1-0	1-0	1-0
Opp. scores less than 50:	0-0	0-0	0-0
Opp. scores 50-59 pts:	2-1	0-0	2-1
Opp. scores 60-69 pts:	2-0	0-0	2-0
Opp. scores 70-79 pts:	1-3	1-2	1-3
Opp. scores 80-89 pts:	0-7	0-3	0-7
Opp. scores 90+ pts:	0-4	0-1	0-4
Commit less TO than opp.	3-4	0-2	3-4
Commit more TO than opp.	2-10	1-3	2-10
Commit same TO as opp.	0-1	0-1	0-1
Outrebound opponent:	3-3	1-1	3-3
Outrebounded:	2-12	0-5	2-12
Rebounding is equal:	0-0	0-0	0-0
Bench outscores opp.:	1-0	0-0	1-0
Bench is outscored:	4-15	1-6	4-15
Bench scoring is equal:	0-0	0-0	0-0
Hit more FT than opp.:	4-6	1-5	4-6
Hit less FT than opp.:	1-8	0-0	1-8
Hit same FT as opp.:	0-1	0-1	0-1
Hit more 3's than opp.:	4-3	1-1	4-3
Hit less 3's than opp.:	1-9	0-4	1-9
Hit same 3's as opp.:	0-3	0-1	0-3
Decided by 5 pts or less:	0-4	0-2	0-4
Decided by 6-10 points:	1-4	0-2	1-4
Decided by 10+ points:	4-7	1-2	4-4
In home whites:	3-7	0-4	3-7
In road blacks:	2-6	1-1	2-6
In road reds:	0-2	0-1	0-2
7 in double-digits:	0-0	0-0	0-0
6 in double-digits:	0-0	0-0	0-0
5 in double-digits:	1-0	0-0	1-0
4 in double-digits:	1-5	1-4	1-5
3 in double-digits:	2-6	0-2	2-6
2 in double-digits:	1-2	0-0	1-2
1 in double-digits:	0-2	0-0	0-2
0 in double-digits:	0-0	0-0	0-0
On Mondays:	1-2	0-1	1-2
On Tuesdays:	1-1	0-0	1-1
On Wednesdays:	1-3	0-0	1-3
On Thursdays:	0-0	0-0	0-0
On Fridays:	0-3	0-2	0-3
On Saturdays:	1-5	0-2	1-5
On Sundays:	1-1	1-1	1-1
In November:	2-6	0-0	2-6
In December:	2-5	0-2	2-5
In January:	1-4	1-4	1-4
In February:	0-0	0-0	0-0
In March:	0-0	0-0	0-0

CAREER DOUBLE-DIGIT PERFORMANCES/STARTS/DUNKS									
1	20	10	10	10	10	10	10	10	10
2	10	10	10	10	10	10	10	10	10
3	10	10	10	10	10	10	10	10	10
4	10	10	10	10	10	10	10	10	10
5	10	10	10	10	10	10	10	10	10
6	10	10	10	10	10	10	10	10	10
7	10	10	10	10	10	10	10	10	10
8	10	10	10	10	10	10	10	10	10
9	10	10	10	10	10	10	10	10	10
10	10	10	10	10	10	10	10	10	10
11	10	10	10	10	10	10	10	10	10
12	10	10	10	10	10	10	10	10	10
13	10	10	10	10	10	10	10	10	10
14	10	10	10	10	10	10	10	10	10
15	10	10	10	10	10	10	10	10	10
16	10	10	10	10	10	10	10	10	10
17	10	10	10	10	10	10	10	10	10
18	10	10	10	10	10	10	10	10	10
19	10	10	10	10	10	10	10	10	10
20	10	10	10	10	10	10	10	10	10
21	10	10	10	10	10	10	10	10	10
22	10	10	10	10	10	10	10	10	10
23	10	10	10	10	10	10	10	10	10
24	10	10	10	10	10	10	10	10	10
25	10	10	10	10	10	10	10	10	10
26	10	10	10	10	10	10	10	10	10
27	10	10	10	10	10	10	10	10	10
28	10	10	10	10	10	10	10	10	10
29	10	10	10	10	10	10	10	10	10
30	10	10	10	10	10	10	10	10	10
31	10	10	10	10	10	10	10	10	10
32	10	10	10	10	10	10	10	10	10
33	10	10	10	10	10	10	10	10	10
34	10	10	10	10	10	10	10	10	10
35	10	10	10	10	10	10	10	10	10
36	10	10	10	10	10	10	10	10	10
37	10	10	10	10	10	10	10	10	10
38	10	10	10	10	10	10	10	10	10
39	10	10	10	10	10	10	10	10	10
40	10	10	10	10	10	10	10	10	10
41	10	10	10	10	10	10	10	10	10
42	10	10	10	10	10	10	10	10	10
43	10	10	10	10	10	10	10	10	10
44	10	10	10	10	10	10	10	10	10
45	10	10	10	10	10	10	10	10	10
46	10	10	10	10	10	10	10	10	10
47	10	10	10	10	10	1			

Name	Sea	Car
Minnett	16	44
Goss	9	19
Burk	17	17
Weatherford	9	16
Williams	6	6
Jackson Jr.	2	2
DePersia	1	1
Tyson	1	1

20+ Point Scoring Games		
Name	Sea	Car

Burk	9	9
Minnett	3	7
Weatherford	0	2

30+ Point Scoring Games		
Name	Sea	Car

Burk	1	1
Minnett	1	1

Double-Digit Reb. Games		
Name	Sea	Car

Name	Jan	Feb
Goss	12	20

Double-Doubles		
Name	Sea	Car

Goss	7	10
------	---	----

Games Started		
Name	Sea	Car

Burk	19	19
DePersia	8	8
Goss	16	41
Minnett	19	24
Tyson	8	8
Weatherford	13	46
Williams	12	12

**Dunks**

Name _____	Sea	Car
------------	-----	-----

Burk	2	2
Goss	16	57
Jackson Jr.	2	2
Kemp	0	1
Kenyon	2	4
Tyson	10	10
Weatherford	0	1
Williams	1	1

**TIMES LEADING THE TEAM IN...**

<b>Points</b>		
<b>Name</b>	<b>Sea</b>	<b>Car</b>
Minnett	7	17
Burk	12	12
Weatherford	2	3
Goss	0	1

Rebounds		
Name	Sea	Car
Goss	17	33

Goss	17	35
Weatherford	1	3
Burk	2	2
Tyson	2	2
Minnett	1	1
Williams	1	1

Assists	Sea	Car
Name		
Minnett	0	21

Millinett	9	21
Weatherford	7	20
DePersia	7	7
Goss	1	3
Williams	2	2
Burk	1	1
Tyson	1	1

Steals Name	Sea	Car
Weatherford	6	16

weatherford	6	16
Minnett	5	14
Goss	3	11
Burk	6	6
DePersia	4	4
Kemp	1	1
Tyson	1	1

Blocked Shots		
Name	Sea	Car
Cass	12	28

Goss	12	28
Tyson	7	7
Minnett	1	4
Burk	2	2
Weatherford	2	2
Williams	2	2
Jackson Jr.	1	1
Stoltz	1	1
White	1	1

## SPECIALTY STATS

*PP = Points in the Paint; POT = Points off Turnover; 2nd = 2nd Chance Points; BP = Bench Points*

Opponent	Result	PP	POT	2nd	BP	Largest Lead	Largest Deficit	Lead Changes	Ties
#Tiffin	W, 81-77	38/34	12/32	2/10	12/28	11	4	20	12
at Butler	L, 47-80	22/50	7/19	15/11	8/15	0	33	0	0
at Bradley	L, 56-90	20/42	4/18	5/18	10/17	0	38	0	0
Anderson	W, 72-55	36/30	19/23	8/4	19/14	28	0	0	0
at South Florida	W, 70-53	26/20	27/15	7/10	12/15	19	7	22	9
at Loyola	L, 62-85	22/36	17/20	9/4	12/17	3	30	4	4
vs. Loyola (Md.)	L, 77-81	34/26	21/26	8/6	14/22	8	9	4	5
vs. Southern	L, 77-83	32/38	8/16	13/10	19/45	10	7	4	2
Evansville	L, 64-70	30/34	8/8	10/14	19/38	12	8	11	8
at Morehead State	L, 51-56	22/34	9/12	5/10	9/17	6	12	3	0
at Ball State	L, 54-102	20/26	2/20	16/21	7/33	2	48	1	1
IU South Bend	W, 80-60	30/40	20/20	22/9	14/26	24	0	0	0
Purdue Fort Wayne	W, 74-65	28/26	14/5	4/15	7/23	14	0	0	0
at Fresno State	L, 64-95	20/30	12/23	10/29	17/36	2	36	3	1
*Youngstown State	L, 73-83	24/36	20/25	9/15	7/16	4	12	11	9
*Cleveland State	L, 80-82	34/40	19/21	12/10	12/24	2	12	2	3
*at Milwaukee	L, 74-78	46/28	19/20	16/10	6/43	11	7	20	8
*at Green Bay	W, 93-78	28/24	18/7	8/16	7/45	25	0	0	1
*Wright State	L, 70-84	22/32	11/14	16/12	10/22	0	26	0	1
*Northern Kentucky	L, 71-96	32/40	10/19	17/14	13/22	1	27	2	1
*UIC	L, 66-75	24/40	9/9	14/6	3/24	7	19	3	2
*at Detroit Mercy									
*at Oakland									
*at Cleveland State									
*at Youngstown State									
*Green Bay									
*Milwaukee									
*at Northern Kentucky									
*at Wright State									
*at UIC									
*Oakland									
*Detroit Mercy									
*at HL 1st Rd.									
*at HL Quarters									
*at HL Semis									
*at HL Finals									
Totals		552/672	274/340	224/244	225/514			90	55
Averages		276/336	137/170	112/122	113/257			4.5	2.8

## WIN/LOSS MARGINS

Wins	1														3		
Margin	1	2	3	4	5	6	7	8	9	10	11-15	16-20	21-29	30+			
Losses	1		2		1	2	1			1	1	2		4			

# 2019-2020 IUPUI STATISTICS

## IUPUI Basketball IUPUI Combined Team Statistics (as of Jan 18, 2020) All games



RECORD:	OVERALL	HOME	AWAY	NEUTRAL
ALL GAMES	5-15	3-6	2-7	0-2
CONFERENCE	1-6	0-5	1-1	0-0
NON-CONFERENCE	4-9	3-1	1-6	0-2

##	Player	gp-gs	min	avg	Total		3-Point		F-Throw		Rebounds				pf	dq	a	to	blk	stl	pts	avg
					fg-fga	fg%	3fg-fga	3fg%	ft-fa	ft%	off	def	tot	avg								
14	BURK, Marcus	20-20	662	33.1	138-317	.435	54-140	.386	49-63	.778	8	54	62	3.1	57	2	34	47	2	29	379	19.0
00	MINNETT, Jaylen	20-20	687	34.3	98-264	.371	63-172	.366	47-57	.825	8	59	67	3.4	33	0	67	41	3	27	306	15.3
32	GOSS, Elijah	20-17	564	28.2	70-144	.486	0-3	.000	38-72	.528	79	145	224	11.2	50	1	14	37	26	9	178	8.9
23	WEATHERFORD, Gra	20-14	662	33.1	61-139	.439	15-41	.366	34-53	.642	27	67	94	4.7	43	0	48	52	4	27	171	8.6
13	WILLIAMS, Isaiah	18-13	399	22.2	49-117	.419	4-11	.364	42-78	.538	30	50	80	4.4	57	2	24	36	5	10	144	8.0
02	JACKSON JR., Jamil	16-0	191	11.9	18-70	.257	7-37	.189	15-22	.682	4	16	20	1.3	15	0	8	16	1	3	58	3.6
30	TYSON, Zo	19-8	264	13.9	27-43	.628	0-0	.000	8-12	.667	16	33	49	2.6	42	0	8	15	10	6	62	3.3
10	DePERSIA, Mike	20-8	464	23.2	19-58	.328	2-25	.080	16-31	.516	15	34	49	2.5	41	0	51	28	0	22	56	2.8
11	KENYON, Brandon	9-0	46	5.1	5-13	.385	1-5	.200	4-5	.800	2	8	10	1.1	10	0	0	1	0	2	15	1.7
01	KEMP, Jakoby	6-0	24	4.0	2-11	.182	0-1	.000	0-0	.000	2	3	5	0.8	4	0	0	2	0	1	4	0.7
12	TAYLOR, Marlon	7-0	10	1.4	1-3	.333	0-0	.000	0-0	.000	1	2	3	0.4	0	0	1	1	0	1	2	0.3
20	STOLTZ, Sawyer	4-0	8	2.0	0-1	.000	0-0	.000	0-0	.000	0	2	2	0.5	0	0	0	2	1	0	0	0.0
15	WHITE, Taveion	9-0	19	2.1	0-1	.000	0-0	.000	0-0	.000	2	0	2	0.2	5	0	0	1	1	1	0	0.0
Team											33	22	55				10					
Total.....		0	4000		488-1181	.413	146-435	.336	253-393	.644	227	495	722	0.0	357	5	255	289	53	138	1375	0.0
Opponents.....		0	4000		574-1245	.461	177-500	.354	226-325	.695	225	537	762	0.0	362	4	327	263	78	146	1551	0.0

TEAM STATISTICS	IUPUI	OPP
SCORING	1375	1551
Points per game	68.8	77.6
Scoring margin	-8.8	-
FIELD GOALS-ATT	488-1181	574-1245
Field goal pct	.413	.461
3 POINT FG-ATT	146-435	177-500
3-point FG pct	.336	.354
3-pt FG made per game	7.3	8.9
FREE THROWS-ATT	253-393	226-325
Free throw pct	.644	.695
F-Throws made per game	12.7	11.3
REBOUNDS	722	762
Rebounds per game	36.1	38.1
Rebounding margin	-2.0	-
ASSISTS	255	327
Assists per game	12.8	16.4
TURNOVERS	289	263
Turnovers per game	14.5	13.2
Turnover margin	-1.3	-
Assist/turnover ratio	0.9	1.2
STEALS	138	146
Steals per game	6.9	7.3
BLOCKS	53	78
Blocks per game	2.7	3.9
ATTENDANCE	9890	32471
Home games-Avg/Game	9-1099	9-3561
Neutral site-Avg/Game	-	2-210

Date	Opponent	Score	Att.
11/06/19	at Butler	L 47-80	7706
11/09/19	at Bradley	L 56-90	5518
11/11/19	ANDERSON (IN)	W 72-55	1051
11/13/19	at South Fla.	W 70-53	2474
11/20/19	at Loyola Chicago	L 62-85	2402
11/25/19	vs Loyola Maryland	L 77-81	269
11/26/19	vs Southern U.	L 77-83	152
11/30/19	EVANSVILLE	L 64-70	1659
12/04/19	at Morehead State	L 51-56	1776
12/07/19	at Ball St.	L 54-102	4733
12/10/19	IND.-SOUTH BEND	W 80-60	1085
12/14/19	PURDUE FORT WAYNE	W 74-65	1098
12/20/19	at Fresno State	L 64-95	4798
12/28/19	YOUNGSTOWN ST.	L 73-83	868
12/30/19	CLEVELAND ST.	L 80-82	889
01/03/20	at Milwaukee	L 74-78	977
01/05/20	at Green Bay	W 93-78	1666
01/10/20	WRIGHT ST.	L 70-84	1142
01/12/20	NORTHERN KY.	L 71-96	789
01/18/20	UIC	L 66-75	1309

^ = Cayman Islands Classic  
\* = Horizon League game

Score by Periods	1st	2nd	Totals
IUPUI	679	696	1375
Opponents	739	812	1551

# 2019-2020 IUPUI HORIZON LEAGUE ONLY STATISTICS

## IUPUI Basketball IUPUI Combined Team Statistics (as of Jan 18, 2020) Conference games only



RECORD:	OVERALL	HOME	AWAY	NEUTRAL
ALL GAMES	1-6	0-5	1-1	0-0
CONFERENCE	1-6	0-5	1-1	0-0
NON-CONFERENCE	0-0	0-0	0-0	0-0

#	Player	gp-gs	min	avg	Total		3-Point		F-Throw		Rebounds				pf	dq	a	to	blk	stl	pts	avg
					fg-fga	fg%	3fg-fga	3fg%	ft-fa	ft%	off	def	tot	avg								
14	BURK, Marcus	7-7	251	35.9	47-106	.443	13-45	.289	30-38	.789	2	21	23	3.3	20	1	14	19	1	10	137	19.6
00	MINNETT, Jaylen	7-7	256	36.6	39-98	.398	25-64	.391	28-31	.903	2	13	15	2.1	16	0	30	15	1	11	131	18.7
23	WEATHERFORD, Gra	7-7	248	35.4	28-73	.384	6-21	.286	16-24	.667	12	29	41	5.9	17	0	14	22	3	7	78	11.1
32	GOSS, Elijah	7-7	237	33.9	27-52	.519	0-2	.000	21-40	.525	38	64	102	14.6	21	1	6	8	13	3	75	10.7
13	WILLIAMS, Isaiah	5-5	100	20.0	11-30	.367	2-6	.333	13-21	.619	5	13	18	3.6	18	0	10	6	0	4	37	7.4
10	DePERSIA, Mike	7-2	162	23.1	9-20	.450	2-9	.222	10-17	.588	7	17	24	3.4	16	0	27	7	0	8	30	4.3
30	TYSON, Zo	6-0	70	11.7	11-15	.733	0-0	.000	2-2	1.000	4	7	11	1.8	6	0	1	3	3	1	24	4.0
02	JACKSON JR., Jamil	6-0	61	10.2	4-20	.200	1-12	.083	4-6	.667	2	6	8	1.3	7	0	4	7	0	1	13	2.2
12	TAYLOR, Marlon	2-0	3	1.5	1-2	.500	0-0	.000	0-0	.000	1	1	2	1.0	0	0	1	0	0	0	2	1.0
11	KENYON, Brandon	2-0	2	1.0	0-1	.000	0-0	.000	0-0	.000	0	0	0	0.0	0	0	0	0	0	0	0	0.0
15	WHITE, Taveion	2-0	5	2.5	0-0	.000	0-0	.000	0-0	.000	0	0	0	0.0	2	0	0	0	0	0	0	0.0
01	KEMP, Jakoby	2-0	5	2.5	0-1	.000	0-0	.000	0-0	.000	0	0	0	0.0	2	0	0	0	0	0	0	0.0
Team											9	5	14					2				
Total.....		7	1400		177-418	.423	49-159	.308	124-179	.693	82	176	258	36.9	125	2	107	89	21	45	527	75.3
Opponents.....		7	1400		213-454	.469	69-172	.401	81-120	.675	79	186	265	37.9	152	2	128	89	24	45	576	82.3

TEAM STATISTICS	IUPUI	OPP
SCORING	527	576
Points per game	75.3	82.3
Scoring margin	-7.0	-
FIELD GOALS-ATT	177-418	213-454
Field goal pct	.423	.469
3 POINT FG-ATT	49-159	69-172
3-point FG pct	.308	.401
3-pt FG made per game	7.0	9.9
FREE THROWS-ATT	124-179	81-120
Free throw pct	.693	.675
F-Throws made per game	17.7	11.6
REBOUNDS	258	265
Rebounds per game	36.9	37.9
Rebounding margin	-1.0	-
ASSISTS	107	128
Assists per game	15.3	18.3
TURNOVERS	89	89
Turnovers per game	12.7	12.7
Turnover margin	+0.0	-
Assist/turnover ratio	1.2	1.4
STEALS	45	45
Steals per game	6.4	6.4
BLOCKS	21	24
Blocks per game	3.0	3.4
ATTENDANCE	4997	2643
Home games-Avg/Game	5-999	2-1322
Neutral site-Avg/Game	-	0-0

Date	Opponent		Score	Att.
* 12/28/19	YOUNGSTOWN ST.	L	73-83	868
* 12/30/19	CLEVELAND ST.	L	80-82	889
* 01/03/20	at Milwaukee	L	74-78	977
* 01/05/20	at Green Bay	W	93-78	1666
* 01/10/20	WRIGHT ST.	L	70-84	1142
* 01/12/20	NORTHERN KY.	L	71-96	789
* 01/18/20	UIC	L	66-75	1309

^ = Cayman Islands Classic

\* = Horizon League game

Score by Periods	1st	2nd	Totals
IUPUI	250	277	527
Opponents	280	296	576



# 2019-2020 STATISTICAL SPLITS

## Wins (5 total)

#	Player	gp-gs	min	avg	Total		3-Point		F-Throw		Rebounds				pf		a	to	blk	stl	pts	avg
					fg-fga	fg%	3fg-fga	3fg%	ft-fa	ft%	off	def	tot	avg	pf	dq						
14	BURK, Marcus	5-5	170	34.0	44-88	.500	20-41	.488	13-14	.929	2	20	22	4.4	9	0	13	14	0	10	121	24.2
00	MINNETT, Jaylen	5-5	174	34.8	29-71	.408	22-50	.440	17-18	.944	1	17	18	3.6	6	0	23	13	1	8	97	19.4
32	GOSS, Elijah	5-3	131	26.2	20-39	.513	0-0	.000	12-19	.632	19	44	63	12.6	13	0	5	11	8	2	52	10.4
23	WEATHERFORD, Gra	5-3	160	32.0	15-25	.600	4-9	.444	8-11	.727	6	23	29	5.8	9	0	16	12	0	11	42	8.4
13	WILLIAMS, Isaiah	5-5	102	20.4	13-28	.464	1-2	.500	7-13	.538	8	12	20	4.0	16	0	5	7	3	3	34	6.8
02	JACKSON JR., Jamil	5-0	60	12.0	7-29	.241	2-13	.154	3-4	.750	2	5	7	1.4	3	0	3	2	1	2	19	3.8
10	DePERSIA, Mike	5-2	125	25.0	6-19	.316	1-9	.111	1-3	.333	6	11	17	3.4	12	0	13	12	0	8	14	2.8
11	KENYON, Brandon	1-0	9	9.0	1-3	.333	0-1	.000	0-0	.000	1	3	4	4.0	3	0	0	1	0	0	2	2.0
30	TYSON, Zo	5-2	49	9.8	4-8	.500	0-0	.000	0-0	.000	2	8	10	2.0	8	0	1	3	2	3	8	1.6
01	KEMP, Jakoby	1-0	2	2.0	0-1	.000	0-1	.000	0-0	.000	0	0	0	0.0	0	0	0	0	0	0	0	0.0
20	STOLTZ, Sawyer	1-0	4	4.0	0-0	.000	0-0	.000	0-0	.000	0	2	2	2.0	0	0	0	2	1	0	0	0.0
12	TAYLOR, Marlon	2-0	5	2.5	0-1	.000	0-0	.000	0-0	.000	0	1	1	0.5	0	0	0	1	0	1	0	0.0
15	WHITE, Taveion	2-0	9	4.5	0-1	.000	0-0	.000	0-0	.000	2	0	2	1.0	2	0	0	1	1	1	0	0.0
Team											14	7	21					6				
Total.....		5	1000		139-313	.444	50-126	.397	61-82	.744	63	153	216	43.2	81	0	79	85	17	49	389	77.8
Opponents.....		5	1000		121-323	.375	35-134	.261	34-59	.576	66	119	185	37.0	79	1	61	87	22	44	311	62.2

## Losses (15 total)

#	Player	gp-gs	min	avg	Total		3-Point		F-Throw		Rebounds				pf		a	to	blk	stl	pts	avg
					fg-fga	fg%	3fg-fga	3fg%	ft-fa	ft%	off	def	tot	avg	pf	dq						
14	BURK, Marcus	15-15	492	32.8	94-229	.410	34-99	.343	36-49	.735	6	34	40	2.7	48	2	21	33	2	19	258	17.2
00	MINNETT, Jaylen	15-15	513	34.2	69-193	.358	41-122	.336	30-39	.769	7	42	49	3.3	27	0	44	28	2	19	209	13.9
23	WEATHERFORD, Gra	15-11	502	33.5	46-114	.404	11-32	.344	26-42	.619	21	44	65	4.3	34	0	32	40	4	16	129	8.6
13	WILLIAMS, Isaiah	13-8	297	22.8	36-89	.404	3-9	.333	35-65	.538	22	38	60	4.6	41	2	19	29	2	7	110	8.5
32	GOSS, Elijah	15-14	433	28.9	50-105	.476	0-3	.000	26-53	.491	60	101	161	10.7	37	1	9	26	18	7	126	8.4
30	TYSON, Zo	14-6	215	15.4	23-35	.657	0-0	.000	8-12	.667	14	25	39	2.8	34	0	7	12	8	3	54	3.9
02	JACKSON JR., Jamil	11-0	131	11.9	11-41	.268	5-24	.208	12-18	.667	2	11	13	1.2	12	0	5	14	0	1	39	3.5
10	DePERSIA, Mike	15-6	339	22.6	13-39	.333	1-16	.063	15-28	.536	9	23	32	2.1	29	0	38	16	0	14	42	2.8
11	KENYON, Brandon	8-0	37	4.6	4-10	.400	1-4	.250	4-5	.800	1	5	6	0.8	7	0	0	0	0	2	13	1.6
01	KEMP, Jakoby	5-0	22	4.4	2-10	.200	0-0	.000	0-0	.000	2	3	5	1.0	4	0	0	2	0	1	4	0.8
12	TAYLOR, Marlon	5-0	5	1.0	1-2	.500	0-0	.000	0-0	.000	1	1	2	0.4	0	0	1	0	0	0	2	0.4
20	STOLTZ, Sawyer	3-0	4	1.3	0-1	.000	0-0	.000	0-0	.000	0	0	0	0.0	0	0	0	0	0	0	0	0.0
15	WHITE, Taveion	7-0	10	1.4	0-0	.000	0-0	.000	0-0	.000	0	0	0	0.0	3	0	0	0	0	0	0	0.0
Team											19	15	34					4				
Total.....		15	3000		349-868	.402	96-309	.311	192-311	.617	164	342	506	33.7	276	5	176	204	36	89	986	65.7
Opponents.....		15	3000		453-922	.491	142-366	.388	192-266	.722	159	418	577	38.5	283	3	266	176	56	102	1240	82.7

## Home (3-6)

#	Player	gp-gs	min	avg	Total		3-Point		F-Throw		Rebounds				pf		a	to	blk	stl	pts	avg
					fg-fga	fg%	3fg-fga	3fg%	ft-fa	ft%	off	def	tot	avg	pf	dq						
14	BURK, Marcus	9-9	310	34.4	61-143	.427	23-65	.354	36-46	.783	2	19	21	2.3	25	1	23	17	2	15	181	20.1
00	MINNETT, Jaylen	9-9	314	34.9	47-125	.376	32-89	.360	23-27	.852	2	22	24	2.7	20	0	35	21	2	11	149	16.6
32	GOSS, Elijah	9-8	276	30.7	35-65	.538	0-2	.000	17-37	.459	40	80	120	13.3	26	1	7	14	12	6	87	9.7
13	WILLIAMS, Isaiah	7-6	163	23.3	22-48	.458	2-7	.286	21-36	.583	14	19	33	4.7	22	0	12	10	3	3	67	9.6
23	WEATHERFORD, Gra	9-7	305	33.9	28-76	.368	4-19	.211	22-33	.667	20	34	54	6.0	20	0	25	24	3	15	82	9.1
02	JACKSON JR., Jamil	8-0	106	13.3	10-43	.233	2-20	.100	7-10	.700	4	11	15	1.9	6	0	7	7	1	3	29	3.6
10	DePERSIA, Mike	9-4	191	21.2	9-24	.375	1-11	.091	12-22	.545	5	18	23	2.6	14	0	17	13	0	11	31	3.4
30	TYSON, Zo	8-2	90	11.3	9-16	.563	0-0	.000	2-2	1.000	7	13	20	2.5	10	0	1	5	5	1	20	2.5
11	KENYON, Brandon	3-0	11	3.7	1-4	.250	0-1	.000	0-0	.000	1	3	4	1.3	3	0	0	1	0	0	2	0.7
12	TAYLOR, Marlon	4-0	8	2.0	1-3	.333	0-0	.000	0-0	.000	1	2	3	0.8	0	0	1	1	0	1	2	0.5
01	KEMP, Jakoby	3-0	7	2.3	0-2	.000	0-1	.000	0-0	.000	0	0	0	0.0	2	0	0	0	0	0	0	0.0
20	STOLTZ, Sawyer	1-0	4	4.0	0-0	.000	0-0	.000	0-0	.000	0	2	2	2.0	0	0	0	2	1	0	0	0.0
15	WHITE, Taveion	4-0	15	3.8	0-1	.000	0-0	.000	0-0	.000	2	0	2	0.5	4	0	0	1	1	1	0	0.0
Team											16	15	31					4				
Total.....		9	1800		223-550	.405	64-215	.298	140-213	.657	114	238	352	39.1	152	2	128	120	30	67	650	72.2
Opponents.....		9	1800		256-580	.441	72-223	.323	86-128	.672	102	248	350	38.9	184	2	133	126	41	68	670	74.4

## Road/Neutral (2-9)

#	Player	gp-gs	min	avg	Total		3-Point		F-Throw		Rebounds				pf		a	to	blk	stl	pts	avg
					fg-fga	fg%	3fg-fga	3fg%	ft-fa	ft%	off	def	tot	avg	pf	dq						
14	BURK, Marcus	11-11	352	32.0	77-174	.443	31-75	.413	13-17	.765	6	35	41	3.7	32	1	11	30	0	14	198	18.0
00	MINNETT, Jaylen	11-11	373	33.9	51-139	.367	31-83	.373	24-30	.800	6	37	43	3.9	13	0	32	20	1	16	157	14.3
32	GOSS, Elijah	11-9	288	26.2	35-79	.443	0-1	.000	21-35	.600	39	65	104	9.5	24	0	7	23	14	3	91	8.3
23	WEATHERFORD, Gra	11-7	357	32.5	33-63	.524	11-22	.500	12-20	.600	7	33	40	3.6	23	0	23	28	1	12	89	8.1
13	WILLIAMS, Isaiah	11-7	236	21.5	27-69	.391	2-4	.500	21-42	.500	16	31	47	4.3	35	2	12	26	2	7	77	7.0
30	TYSON, Zo	11-6	174	15.8	18-27	.667	0-0	.000	6-10	.600	9	20	29	2.6	32	0	7	10	5	5	42	3.8
02	JACKSON JR., Jamil	8-0	85	10.6	8-27	.296	5-17	.294	8-12	.667	0	5	5	0.6	9	0	1	9	0	0	29	3.6
10	DePERSIA, Mike	11-4	273	24.8	10-34	.294	1-14	.071	4-9	.444	10	16	26	2.4	27	0	34	15	0	11	25	2.3

## 2019-2020 INDIVIDUAL SUPERLATIVES

	<b>IUPUI</b>	<b>Opponent</b>
<b>Points</b>	32- Burk vs. Loyola (Md.) (11/25/19)	33- Tyler Sharpe vs. Northern Ky. (1/12/20)
<b>Field Goals Made</b>	12- Burk vs. Loyola (Md.) (11/25/19)	12- Tyler Sharpe vs. Northern Ky. (1/12/20)
<b>Field Goals Attempted</b>	21- four times	21- Tyler Sharpe vs. Northern Ky. (1/12/20)
<b>Highest FG Pct. (min. 5 made)</b>	.857 (6-7)- Goss vs. UIC (1/18/20)	.909 (10-11)- twice
<b>3-Pt Field Goals Made</b>	7- twice	6- twice
<b>3-Pt Field Goals Attempted</b>	14- Burk vs. Southern (11/26/19)	12- twice
<b>3-Pt FG Pct. (min. 3 made)</b>	1.000 (5-5)- Weatherford at Fresno State (12/20/19)	1.000 (5-5)- Bill Wampler vs. Wright St. (1/10/20)
<b>Free Throws Made</b>	9- Minnett at Green Bay (1/5/20)	8- twice
<b>Free Throws Attempted</b>	10- four times	9- Loudon Love vs. Wright St. (1/10/20)
<b>Free Throw Pct. (min. 5 made)</b>	1.000 (9-9)- Minnett at Green Bay (1/5/20)	1.000 (8-8)- twice
<b>Offensive Rebounds</b>	11- Goss vs. Youngstown St. (12/28/19)	7- Loudon Love vs. Wright St. (1/10/20)
<b>Defensive Rebounds</b>	15- Goss at Morehead St. (12/4/19)	11- twice
<b>Total Rebounds</b>	21- Goss vs. IU South Bend (12/10/19)	15- three times
<b>Assists</b>	8- DePersia at Green Bay (1/5/20)	10- Darrell Brown at Bradley (11/9/19)
<b>Turnovers</b>	6- twice	5- four times
<b>Blocked Shots</b>	6- Goss at Milwaukee (1/3/20)	6- Tahjai Teague at Ball St. (12/7/19)
<b>Steals</b>	5- Weatherford vs. Purdue Fort Wayne (12/14/19)	7- Laquincy Rideau at South Florida (11/13/19)
<b>Minutes Played (regulation game)</b>	40- twice	40-Aaron Thompson at Butler (11/6/19)
<b>Minutes Played (OT game)</b>		

## 2019-2020 TEAM SUPERLATIVES

<b>IUPUI High</b>	<b>IUPUI Low</b>	<b>Statistical Category</b>	<b>Opponent High</b>	<b>Opponent Low</b>
93 - at Green Bay (1/5)	47 - at Butler (11/6)	<b>Points</b>	102 - at Ball St. (12/7/19)	53 - at South Florida (11/13)
53 - at Green Bay (1/5)	12 - at Morehead St. (12/4)	<b>1st Half Points</b>	53 - vs. Wright St. (1/10)	22 - IU South Bend (12/10)
46 - Cleveland St. (12/30)	21 - at Butler (11/6)	<b>2nd Half Points</b>	62 - at Ball St. (12/7/19)	17 - at South Florida (11/13)
31 - at Green Bay (1/5)	19 - three times	<b>Field Goals</b>	37 - vs. Northern Ky. (1/20)	20 - at South Florida (11/13)
74 - IU South Bend (12/10)	49 - at South Florida (11/13)	<b>Field Goal Attempts</b>	71 - at Fresno St. (12/20)	44 - at Loyola (11/20)
.519 - Cleveland St. (12/30)	.302 - at Ball St. (12/7/19)	<b>FG Percentage</b>	.614 - at Loyola (11/20)	.324 - Anderson (11/11)
14 - at Green Bay (1/5)	2 - at Milwaukee (1/3/20)	<b>3-Point Field Goals</b>	15 - twice	4 - twice
28 - at Green Bay (1/5)	13 - at Milwaukee (1/3/20)	<b>3-Point Field Goal Att.</b>	39 - at Fresno St. (12/20)	13 - Cleveland St. (12/30)
.526 - at South Florida (11/13)	.143 - at Butler (11/6)	<b>3-Point FG Percentage</b>	.563 - at Loyola (11/20)	.167 - Anderson (11/11)
27 - vs. Wright St. (1/10)	2 - at Butler (11/6)	<b>Free Throws</b>	23 - at Ball St. (12/7/19)	2 - IU South Bend (12/10)
40 - vs. Wright St. (1/10)	8 - at Butler (11/6)	<b>Free Throw Attempts</b>	32 - vs. Wright St. (1/10)	3 - IU South Bend (12/10)
.893 - Cleveland St. (12/30)	.250 - at Butler (11/6)	<b>Free Throw Percentage</b>	.941 - at Fresno St. (12/20)	.429 - vs. Purdue FW (12/14)
22 - IU South Bend (12/10)	6 - vs. Purdue FW (12/14)	<b>Offensive Rebounds</b>	19 - at Fresno St. (12/20)	2 - at Loyola (11/20)
42 - Anderson (11/11)	16 - at Loyola (11/20)	<b>Defensive Rebounds</b>	35 - at Morehead St. (12/4)	17 - at South Florida (11/13)
58 - Anderson (11/11)	27 - twice	<b>Total Rebounds</b>	48 - vs. Wright St. (1/10)	25 - at Loyola (11/20)
24 - vs. Wright St. (1/10)	10 - IU South Bend (12/10)	<b>Fouls</b>	25 - twice	12 - at Morehead St. (12/4)
22 - at Green Bay (1/5)	2 - at Ball St. (12/7/19)	<b>Assists</b>	22 - vs. Northern Ky. (1/20)	8 - twice
23 - Anderson (11/11)	7 - vs. Evansville (11/30)	<b>Turnovers</b>	25 - IU South Bend (12/10)	7 - at Bradley (11/9)
8 - IU South Bend (12/10)	0 - four times	<b>Blocked Shots</b>	8 - three times	1 - four times
13 - IU South Bend (12/10)	2 - vs. Evansville (11/30)	<b>Steals</b>	14 - IU South Bend (12/10)	2 - twice

## 2019-2020 GAME-BY-GAME LEADERS / STARTING FIVES

<b>Opponent</b>	<b>Starting 5 (alphabetically)</b>	<b>Points</b>	<b>Rebounds</b>	<b>Assists</b>	<b>Blocks</b>	<b>Steals</b>
#Tiffin	Burk-Goss-Minnett-Weatherford-Williams	Burk (31)	Goss (11)	Burk/Minnett (4)	Goss (4)	Burk (6)
at Butler	Burk-Goss-Minnett-Weatherford-Williams	Burk (17)	4 tied w/ (5)	DePersia/Tyson (2)	3 tied w/ (1)	Tyson (3)
at Bradley	Burk-Goss-Minnett-Weatherford-Williams	Minnett (17)	Goss (8)	Weatherford (4)	Goss (2)	Burk (2)
Anderson	Burk-DePersia-Minnett-Tyson-Williams	Burk (25)	Goss (10)	Weatherford (4)	3 tied w/ (1)	Burk (4)
at South Fla.	Burk-DePersia-Minnett-Tyson-Williams	Burk (26)	Burk (9)	Minnett (7)	Goss (1)	Minnett (4)
at Loyola (Ill.)	Burk-DePersia-Minnett-Tyson-Williams	Burk (23)	Goss (5)	DePersia (4)	none	DePersia (3)
vs. Loyola (Md.)	Burk-DePersia-Goss-Minnett-Tyson	Burk (32)	Goss (13)	Williams (5)	none	Minnett (3)
vs. Southern	Burk-DePersia-Goss-Minnett-Tyson	Burk (27)	Tyson/Williams (6)	Weatherford (4)	Tyson (3)	Weatherford (3)
Evansville	Burk-DePersia-Goss-Minnett-Tyson	Burk/Minnett (18)	Goss (9)	Minnett (4)	Burk (1)	Goss/Weatherford (1)
at Morehead St.	Burk-Goss-Minnett-Tyson-Weatherford	Weatherford (17)	Goss (17)	DePersia/Minnett (3)	Goss/Williams (2)	Minnett (3)
at Ball St.	Burk-Goss-Minnett-Tyson-Weatherford	Minnett (17)	Goss (9)	DePersia/Weatherford (1)	none	4 tied w/ (1)
IU South Bend	Burk-Goss-Minnett-Weatherford-Williams	Burk (21)	Goss (21)	3 tied w/ (3)	Goss (4)	DePersia (3)
Purdue Fort Wayne	Burk-Goss-Minnett-Weatherford-Williams	Burk (22)	Goss (11)	Weatherford (6)	4 tied w/ (1)	Weatherford (5)
at Fresno St.	Burk-Goss-Minnett-Weatherford-Williams	Weatherford (16)	Goss (7)	DePersia (3)	Tyson/Weatherford (1)	Weatherford (2)
*Youngstown St.	Burk-Goss-Minnett-Weatherford-Williams	Burk/Minnett (16)	Goss (18)	Minnett (6)	3 tied w/ (1)	4 tied w/ (2)
*Cleveland St.	Burk-DePersia-Goss-Minnett-Weatherford	Minnett (23)	Goss (11)	Minnett (6)	3 tied w/ (1)	Weatherford (3)
*at Milwaukee	Burk-Goss-Minnett-Weatherford-Williams	Goss (19)	Goss (16)	DePersia (5)	Goss (6)	3 tied w/ (2)
*at Green Bay	Burk-Goss-Minnett-Weatherford-Williams	Minnett (31)	Goss (17)	DePersia (8)	Goss (1)	Burk (2)
*Wright St.	Burk-Goss-Minnett-Weatherford-Williams	Minnett (24)	Goss (14)	3 tied w/ (2)	Goss/Tyson (1)	Minnett (3)
*Northern Kentucky	Burk-Goss-Minnett-Weatherford-Williams	Burk (25)	Goss (11)	Minnett (4)	none	Burk (2)
*UIC	Burk-DePersia-Goss-Minnett-Weatherford	Burk (18)	Goss (15)	3 tied w/ (3)	Goss (3)	DePersia (2)
*at Detroit Mercy						
*at Oakland						
*at Cleveland St.						
*at Youngstown St.						
*Green Bay						
*Milwaukee						
*at Northern Kentucky						
*at Wright St.						
*at UIC						
*Oakland						
*Detroit Mercy						
HL 1st Rd.						
HL 2nd Rd.						
HL Semis						
HL Finals						

## 2019-2020 COMPARISON STATISTICS

Opponent	1st	2nd	Score	Mar	Total FG	FG Pct	3-Pointers	3FG Pct	Free Throws	FT Pct	Rebounds	Assist	T/Over	Block	Steal	Fouls
Butler	26/36	21/44	47-80	(33)	21-57/35-59	.368/.593	3-21/6-14	.143/.429	2-8/4-9	.250/.444	30/36 (6)	7/21	14/9	3/4	5/6	14/13
Bradley	23/47	33/43	56-90	(34)	19-54/32-67	.352/.478	7-24/9-27	.292/.333	11-17/17-22	.647/.773	30/46 (16)	10/19	15/7	2/2	4/4	18/15
ANDERSON (IN)	49/29	23/26	72-55	+17	29-68/22-68	.426/.324	8-26/4-24	.308/.167	6-14/7-12	.429/.583	58/33 +25	13/8	23/13	3/6	10/10	20/14
South Fla.	38/36	32/17	70-53	+17	25-49/20-54	.510/.370	10-19/5-23	.526/.217	10-13/8-18	.769/.444	30/35 (5)	15/8	22/23	1/3	10/12	18/14
Loyola Chicago	31/39	31/46	62-85	(23)	23-56/27-44	.411/.614	10-22/9-16	.455/.563	6-9/22-24	.667/.917	28/25 +3	13/16	15/14	0/4	6/7	20/15
Loyola Maryland	36/39	41/42	77-81	(4)	29-60/28-54	.483/.519	9-22/13-29	.409/.448	10-19/12-19	.526/.632	35/30 +5	16/20	19/17	0/2	11/11	23/16
Southern U.	42/38	35/45	77-83	(6)	27-56/34-60	.482/.567	7-20/7-17	.350/.412	16-24/8-12	.667/.667	30/36 (6)	13/17	10/12	4/1	4/2	17/21
EVANSVILLE	37/27	27/43	64-70	(6)	23-58/25-63	.397/.397	5-18/5-23	.278/.217	13-24/15-19	.542/.789	38/44 (6)	13/11	7/8	1/4	2/3	19/20
Morehead State	12/24	39/32	51-56	(5)	21-60/22-61	.350/.361	6-17/4-22	.353/.182	3-10/8-14	.300/.571	40/46 (6)	9/14	14/12	4/8	7/6	17/12
Ball St.	24/40	30/62	54-102	(48)	19-63/32-58	.302/.552	5-14/15-34	.357/.441	11-19/23-29	.579/.793	35/38 (3)	2/20	16/9	0/8	4/9	23/15
IND.-SOUTH BEND	44/22	36/38	80-60	+20	28-74/26-65	.378/.400	10-27/6-25	.370/.240	14-19/2-3	.737/.667	49/39 +10	13/10	17/25	8/7	13/14	10/18
PURDUE FORT WAYNE	42/30	32/35	74-65	+9	26-58/26-67	.448/.388	8-26/10-35	.308/.286	14-16/3-7	.875/.429	34/43 (9)	16/14	11/15	4/4	10/6	14/17
Fresno State	25/52	39/43	64-95	(31)	21-50/32-71	.420/.451	9-20/15-39	.450/.385	13-22/16-17	.591/.941	27/46 (19)	8/21	17/10	2/1	7/11	19/20
YOUNGSTOWN ST.	38/41	35/42	73-83	(10)	26-58/31-59	.448/.525	9-25/9-22	.360/.409	12-28/12-14	.429/.857	34/35 (1)	18/15	15/19	3/3	9/9	16/25
CLEVELAND ST.	34/37	46/45	80-82	(2)	28-54/31-58	.519/.534	9-23/7-13	.391/.538	15-18/13-16	.833/.813	27/28 (1)	21/15	16/15	3/1	9/8	17/20
Milwaukee	37/34	37/44	74-78	(4)	29-62/29-68	.468/.426	2-13/12-29	.154/.414	14-19/8-14	.737/.571	40/39 +1	12/17	15/13	6/2	7/8	17/21
Green Bay	53/38	40/40	93-78	+15	31-64/27-69	.484/.391	14-28/10-27	.500/.370	17-20/14-19	.850/.737	45/35 +10	22/21	12/11	1/2	6/2	19/16
WRIGHT ST.	31/53	39/31	70-84	(14)	19-57/29-69	.333/.420	5-23/9-23	.217/.391	27-40/17-32	.675/.531	38/48 (10)	9/18	12/9	2/8	5/6	24/25
NORTHERN KY.	34/42	37/54	71-96	(25)	24-63/37-66	.381/.561	4-21/13-35	.190/.371	19-26/9-13	.731/.692	37/39 (2)	14/22	10/10	0/1	5/8	16/21
UIC	23/35	43/40	66-75	(9)	20-60/29-65	.333/.446	6-26/9-23	.231/.391	20-28/8-12	.714/.667	37/41 (4)	11/20	9/12	6/7	4/4	16/24

Note: Game totals are displayed in the format TEAM/OPPONENT for each category

## 2019-2020 POINTS-REBOUNDS-ASSISTS

				00	01	02	10	11	12	13
Opponent	Date	Score		MINNETT,JA	KEMP,JAKOB	JACKSON JR	DEPERSIA,M	KENYON,BRA	TAYLOR,MAR	WILLIAMS,I
at Butler	11/06/19	47-80	L	7-5-0	DNP	DNP	0-2-2	DNP	DNP	3-4-1
at Bradley	11/09/19	56-90	L	17-3-2	DNP	6-2-0	2-2-1	0-1-0	DNP	9-5-1
ANDERSON (IN)	11/11/19	72-55	w	17-5-3	DNP	0-4-2	4-6-0	2-4-0	0-1-0	7-7-1
at South Fla.	11/13/19	70-53	w	17-3-7	DNP	3-0-0	4-4-3	DNP	DNP	9-2-0
at Loyola Chicago	11/20/19	62-85	L	6-4-3	DNP	7-0-0	4-2-4	3-2-0	0-0-0	9-4-1
vs Loyola Maryland	11/25/19	77-81	L	12-6-3	DNP	0-0-0	1-0-3	3-1-0	DNP	7-5-5
vs Southern U.	11/26/19	77-83	L	6-5-3	DNP	0-0-0	7-2-1	DNP	0-0-0	13-6-0
EVANSVILLE	11/30/19	64-70	L	18-4-4	DNP	DNP	1-1-1	DNP	DNP	15-8-3
at Morehead State	12/04/19	51-56	L	13-5-3	2-3-0	DNP	0-1-3	0-0-0	DNP	7-5-0
at Ball St.	12/07/19	54-102	L	17-3-0	2-2-0	3-2-0	0-2-1	0-0-0	DNP	2-4-0
IND.-SOUTH BEND	12/10/19	80-60	w	15-2-3	0-0-0	11-2-0	1-2-2	DNP	0-0-0	10-3-1
PURDUE FORT WAYNE	12/14/19	74-65	w	17-5-4	DNP	5-1-1	2-0-0	DNP	DNP	6-4-1
at Fresno State	12/20/19	64-95	L	13-2-2	0-0-0	10-1-1	0-1-3	7-2-0	0-0-0	10-5-0
YOUNGSTOWN ST.	12/28/19	73-83	L	16-0-6	DNP	3-1-1	2-0-3	DNP	DNP	14-5-3
CLEVELAND ST.	12/30/19	80-82	L	23-0-6	DNP	2-0-2	11-4-4	0-0-0	DNP	DNP
at Milwaukee	01/03/20	74-78	L	18-4-3	DNP	DNP	4-5-5	DNP	DNP	6-3-2
at Green Bay	01/05/20	93-78	w	31-3-6	DNP	0-0-0	3-5-8	DNP	DNP	2-4-2
WRIGHT ST.	01/10/20	70-84	L	24-4-2	0-0-0	0-1-1	6-4-1	DNP	2-1-0	4-2-2
NORTHERN KY.	01/12/20	71-96	L	7-3-4	DNP	5-2-0	4-1-3	DNP	0-1-1	11-4-1
UIC	01/18/20	66-75	L	12-1-3	0-0-0	3-4-0	0-5-3	0-0-0	DNP	DNP

				14	15	20	23	30	32
Opponent	Date	Score		BURK,MARCU	WHITE,TAVE	STOLTZ,SAW	WEATHERFOR	TYSON,ZO	GOSS,ELYJA
at Butler	11/06/19	47-80	L	17-5-1	DNP	DNP	6-5-1	8-5-2	6-3-0
at Bradley	11/09/19	56-90	L	15-3-1	0-0-0	0-0-0	1-1-4	2-3-0	4-8-1
ANDERSON (IN)	11/11/19	72-55	w	25-2-2	0-2-0	0-2-0	6-9-4	0-3-0	11-10-1
at South Fla.	11/13/19	70-53	w	26-9-2	0-0-0	DNP	6-3-1	2-2-0	3-4-2
at Loyola Chicago	11/20/19	62-85	L	23-3-0	0-0-0	0-0-0	0-0-3	8-4-1	2-5-1
vs Loyola Maryland	11/25/19	77-81	L	32-3-1	DNP	DNP	4-5-4	4-1-0	14-13-0
vs Southern U.	11/26/19	77-83	L	27-2-2	0-0-0	DNP	6-1-4	8-6-2	10-5-1
EVANSVILLE	11/30/19	64-70	L	18-0-3	0-0-0	DNP	4-6-1	0-4-1	8-9-0
at Morehead State	12/04/19	51-56	L	8-4-1	DNP	DNP	17-2-1	0-2-0	4-17-1
at Ball St.	12/07/19	54-102	L	6-1-0	0-0-0	0-0-0	10-7-1	4-2-0	10-9-0
IND.-SOUTH BEND	12/10/19	80-60	w	21-1-3	DNP	DNP	3-7-3	2-3-0	17-21-1
PURDUE FORT WAYNE	12/14/19	74-65	w	22-4-4	DNP	DNP	14-4-6	0-1-0	8-11-0
at Fresno State	12/20/19	64-95	L	2-2-0	DNP	DNP	16-3-1	0-2-1	6-7-0
YOUNGSTOWN ST.	12/28/19	73-83	L	16-2-3	DNP	DNP	7-3-1	2-1-0	13-18-1
CLEVELAND ST.	12/30/19	80-82	L	19-4-4	DNP	DNP	7-4-4	10-3-0	8-11-1
at Milwaukee	01/03/20	74-78	L	15-3-1	DNP	DNP	10-7-1	2-1-0	19-16-0
at Green Bay	01/05/20	93-78	w	27-6-2	DNP	DNP	13-6-2	4-1-1	13-17-1
WRIGHT ST.	01/10/20	70-84	L	17-2-0	0-0-0	DNP	12-5-1	2-3-0	3-14-2
NORTHERN KY.	01/12/20	71-96	L	25-3-3	0-0-0	DNP	12-8-2	4-2-0	3-11-0
UIC	01/18/20	66-75	L	18-3-1	DNP	DNP	17-8-3	DNP	16-15-1



## ALL-TIME RESULTS

Date	Res.	Loc.	Score
Jan. 16, 2018	W	H	81-66
Feb. 2, 2018	L	A	60-74
Jan. 26, 2019	W	H	80-65
Feb. 28, 2019	L	A	<b>85-87</b>

shaded games denote IUPUI's Division I era  
score totals in **bold** denote highest in series history

## THE LAST MEETING - DETROIT MERCY 87, IUPUI 85 (FEB. 28, 2019 - DETROIT, MICH.)

### JAGS DROP ANOTHER CLOSE ONE IN 87-85 DEFEAT

**DETROIT, Mich. (Feb. 28, 2019)** - The IUPUI basketball team came up on the wrong end of yet another close affair on Thursday night (Feb. 28) as the Jaguars dropped an 87-85 decision at Detroit Mercy inside historic Calihan Hall. Senior Josh McFolley led six Titans in double-digits with 23 points and freshman Antoine Davis added 20 while breaking Steph Curry's freshman record for threes in a season in the process.

Junior Camron Justice paced five Jags in double-digits with 22 points and senior Evan Hall added 16 on 8-of-11 shooting. Sophomore Jaylen Minnett tossed in 12 and classmate Elijah Goss had 11 points and seven boards off the bench while senior center Ahmed Ismail contributed 10 points and eight boards.

IUPUI (16-14, 8-9 HL) shot 55 percent from the field and 42 percent from three-point range, but struggled to get stops at the other end. Detroit Mercy shot 50 percent overall and 35 percent from three, while turning the ball over just eight times. McFolley made two late treys, the second of which gave the Titans an 84-81 lead with 45 seconds to play.

The Jags had chances, but ultimately lost for the fifth time in seven games with the defeats coming by a combined 13 points. IUPUI cut the lead back to one when Hall tipped in a Justice missed from the top of the key with 29 seconds left. With the shot clock off, IUPUI received a gift when McFolley threw an errant inbounds pass right to Justice, who immediately attacked the rim. The Jaguars' top scorer absorbed contact on his way to the basket, causing him to miss the layup. UDM's Marquise Moore grabbed the rebound, was immediately fouled and sank both free throws.

Given an opportunity to tie, Minnett missed badly on a contested try from the corner with nine seconds left and UDM rebounded the miss to seal the game.

"We gave ourselves a chance to win in the final minute on the road and that's really all you can ask for. Offensively, I thought we played well enough to win, but defensively, we just didn't get the stops when we needed them and we gave them way too many second chances," head coach Jason Gardner said. "When we did force them into tough shots, we didn't finish the possession by getting the rebound, especially in the first half.

"Winning on the road is especially tough and we didn't get a whole lot of breaks, but you have to give them credit for making some shots down the stretch."

IUPUI trailed 43-36 at the half, but fought back to tie the score at 55 all midway through the second half. The Jags later took a 70-67 lead with 5:46 to play, thanks to a key stretch from Goss to cap a 6-0 run. His first bucket came when he picked off a Davis pass near midcourt and coasted the other way for a two-handed slam. Moments later, Minnett chased down a long rebound of a missed three and weaved through traffic to force up a wild attempt. Goss, hustling all the way, stuck back the offensive rebound, forcing a Titans' timeout.

The two sides traded baskets down the stretch before McFolley's trey with 45 seconds gave the hosts the final lead of the night.

Senior D.J. McCall harassed Davis into a 7-of-20 shooting night before fouling out in the closing minute. McFolley helped pick up the slack for his backcourt mate by hitting 9-of-15 overall and 3-of-6 from deep.

The IUPUI frontcourt of Hall and Ismail combined to hit 13-of-17 shots and Goss was an efficient 5-of-7 off the bench. Ultimately, the difference in the game was the foul line where the Titans outscored IUPUI 17-9.

### IUPUI 85 • 16-14, 8-9 HL

		Total	3-Ptr	Rebounds											
#	Player	FG-FGA	FG-FGA	FT-FTA	Off	Def	Tot	PF	TP	A	TO	Blk	Stl	Min	
24	HALL, Evan	f	8-11	0-0	0-3	3	1	4	3	16	3	3	0	0	27
15	ISMAIL, Ahmed	c	5-6	0-0	0-0	2	6	8	3	10	1	2	1	0	19
05	JUSTICE, Camron	g	8-17	5-13	1-2	0	0	0	3	22	0	0	0	1	38
22	McCALL, D.J.	g	1-3	0-0	1-2	1	1	2	5	3	3	1	0	1	25
23	WEATHERFORD, Grant	g	1-3	1-2	0-0	0	3	3	1	3	3	1	0	0	24
00	MINNETT, Jaylen		3-10	3-8	3-3	0	2	2	1	12	3	2	0	1	29
04	HANSEN, Jack		0-1	0-0	2-2	1	0	1	1	2	0	0	0	1	8
10	ROGERS, Nick		2-2	1-1	1-1	0	1	1	1	6	1	1	0	1	11
32	GOSS, Elijah		5-7	0-0	1-2	4	3	7	0	11	1	2	2	1	19
	Team					1	0	1							
Totals			33-60	10-24	9-15	12	17	29	18	85	15	12	3	6	200
FG % 1st Half: 15-28 53.6%		2nd half: 18-32 56.3%		Game: 33-60 55.0%		Deadball Rebounds 2,1									
3FG % 1st Half: 5-12 41.7%		2nd half: 5-12 41.7%		Game: 10-24 41.7%											
FT % 1st Half: 1-3 33.3%		2nd half: 8-12 66.7%		Game: 9-15 60.0%											

### Detroit Mercy 87 • 11-18, 8-9 HL

#	Player	Total		3-Ptr	Rebounds			PF	TP	A	TO	Blk	Stl	Min
		FG-FGA	FG-FGA		Off	Def	Tot							
14	Derrien King	3-10	1-7	3-4	0	3	3	1	10	2	1	2	0	33
25	Gerald Blackshear	5-5	0-0	2-2	5	1	6	5	12	0	1	0	0	23
00	Antoine Davis	7-20	4-12	2-2	0	2	2	20	6	3	0	0	0	37
01	Marquis Moore	3-5	2-3	2-2	5	5	10	2	10	1	0	0	1	31
23	Josh McFolley	9-15	3-6	2-2	0	2	2	0	23	1	2	0	2	35
13	Chris Brandon	0-0	0-0	0-0	0	0	0	0	0	0	1	0	0	3
21	Lamar Hamrick	2-4	0-1	6-8	0	3	3	1	10	1	0	0	4	21
24	Harrison Curry	1-1	0-0	0-0	1	2	3	1	2	0	0	0	0	12
41	Willy Isiani	0-0	0-0	0-0	1	0	1	0	0	1	0	0	0	5
	Team				1	1	2							
Totals		30-60	10-29	17-20	13	19	32	12	87	12	8	2	7	200
FG % 1st Half: 17-34 50.0%		2nd half: 13-26 50.0%		Game: 30-60 50.0%										
3FG % 1st Half: 3-15 20.0%		2nd half: 7-14 50.0%		Game: 10-29 34.5%										
FT % 1st Half: 6-6 100.0%		2nd half: 11-14 78.6%		Game: 17-20 85.0%										

Officials: Chad Barlow, Edwin Young III, Donnie Eppley  
Technical fouls: IUPUI-None, Detroit Mercy-None.  
Attendance: 1786

Score by periods	1st	2nd	Total
IUPUI	36	49	<b>85</b>
Detroit Mercy	43	44	<b>87</b>

Points	In	Off	2nd	Fast
IUPUI	42	12	18	7
UDM	34	19	12	10

Last FG - IUPUI 2nd-00:00, UDM 2nd-00:45.  
Largest lead - IUPUI by 7 1st-18:40, UDM by 9 1st-00:27.  
IUPUI led for 08:12, UDM led for 25:09. Game was tied for 06:39.

Score tied - 9 times.  
Lead changed - 13 times.

## SERIES BREAKDOWN

**All-Time:** IUPUI is 2-2 all-time against Detroit Mercy

**Current Streak:** IUPUI has lost 1

**Longest IUPUI Winning Streak:** 1 game (twice)

**Longest IUPUI Losing Streak:** 1 game (twice)

**Last Matchup:** Detroit Mercy 87, IUPUI 85 (Feb. 28, 2019 - Detroit, Mich.)

**Record at Home:** 2-0

**Record in Detroit:** 0-2

**Neutral:** 0-0

**Last 10 Matchups:** IUPUI is 2-2

**Largest Win:** 15 points (twice)

**Slimmest Win:** 15 points (twice)

**Largest Defeat:** 60-74 on Feb. 2, 2018

**Slimmest Defeat:** 85-87 on Feb. 28, 2019



**Byron Rimm II** was named the program's interim head coach for the 2019-2020 season on Aug. 27, 2019, becoming the ninth head coach in program history. He originally joined the IUPUI program in October 2018 as the Jaguars' associate head coach.

In his first season on the Jaguars' sidelines, IUPUI's 16 wins were the program's most since a 19-win campaign in 2010-

11. Included in the wins was a benchmark road win at ACC foe Boston College and a win of the Niagara Regional of the Fort Myers Tip-Off Classic during non-conference play. The Jaguars were later selected to play in the 2019 CIT, earning the program's third postseason appearance in the Division I era.

Rimm has an extensive background in college basketball including having served as head coach at Prairie View A&M from 2006-15. During his time with the Panthers, the program ascended to new heights, including back-to-back appearances in the SWAC tournament championship game in 2013 and 2014. Before Prairie View, the Pensacola, Fla.-native gained valuable experience on the West Coast, which included assistant coaching stops at Pasadena City College and Chaffey Community College from 1997-2000.

He directed Cal State San Bernardino to a No. 3 national ranking in NCAA Division II during the 2000 campaign and then took over the reins as the head women's basketball coach at Texas College in Tyler, Texas, guiding the team to a 20-12 mark in his lone season. At the time, the 20-12 mark was the most successful season in program history. He then had a four-year run as the head men's coach with Jarvis Christian College before joining Prairie View A&M as an assistant for the 2005-06 season. He was promoted to the head coaching spot the following season at age 32.

He coached Prairie View A&M to winning seasons in 2008-09 and 2009-10 and won 115 games during his time as head coach. His 2014 squad boasted the highest APR ranking among SWAC teams and also registered the best score in program history.

Since then, Rimm has served as the director of basketball operations at Texas A&M Corpus Christi in 2016-17 and as an assistant at UC Riverside in 2017-18.

Rimm played at Ventura College and California State University Los Angeles before earning his degree from Cal State, Los Angeles in 1999. He earned his master's degree in education from American InterContinental University in 2005.



## THE RIMM FILE

**School:** Cal State, Los Angeles, '99

**Seasons with IUPUI:** .....2nd season

**Career Record:** .....187-257 (14 years)

**Division I Record:** .....120-206 (10 years)

**IUPUI Record:** .....5-15 (1 year)

### Coaching Experience:

.....1997-99, Asst. Coach, Pasadena C.C.  
 ..... 1999-00, Asst. Coach, Chaffey College  
 ..... 2000-01, Asst. Coach, Cal State San Bernadino  
 ..... 2001-02, Head Coach, Texas College (women)  
 ..... 2002-05, Head Coach, Jarvis Christian  
 ..... 2006-16, Head Coach, Prairie View A&M  
 ..... 2016-17, Director of Ops., Texas A&M CC  
 ..... 2017-18, Assistant Coach, UC Riverside  
 ..... 2018-19, Associate Head Coach, IUPUI  
 .....2019-pres., Interim Head Coach, IUPUI





## PLAYER BIOS



### JAYLEN MINNETT

# #0

**Junior | Guard**  
**6-1 | 180**  
**Terre Haute, Ind.**  
**Terre Haute South**

**Birthdate:** July 24, 1999 (age 20)  
**Major:** Sports Management

#### QUICK NOTES

**2019 Horizon League 6th Man of the Year...** his 78 3's made last season was the 7th-highest single-season total in IUPUI history... enters play having made 129 career 3's, ranking 9th on the program's all-time list... his 7.1 ppg scoring average as a frosh was the highest by an IUPUI rookie since Alex Young averaged 10.8 points per game in 2008-09... his 51 3's made in '17-18 were the most by a freshman in the program's D1-era... named to the Indiana All-Star Team... finished as Terre Haute South's all-time leading scorer (1,782 career pts).

#### CAREER/SEASON HIGHS

CAREER HIGH	CATEGORY	SEASON HIGH
31 at Green Bay (1/5/2020)	PTS	31 at Green Bay (1/5/2020)
6 vs. Loyola (Md.) (11/25/2019)	REB	6 vs. Loyola (Md.) (11/25/2019)
7 at South Florida (11/13/19)	AST	7 at South Florida (11/13/19)
9 vs. IU Northwest (12/12/18)	FG	8 - twice
17 - 7x	FGA	17 - 4x
7 vs. Cleveland St. (12/30/2019)	3FG	7 vs. Cleveland St. (12/30/2019)
13 - 3x	3FGA	13 vs. Cleveland St. (12/30/2019)
9 at Green Bay (1/5/2020)	FT	9 at Green Bay (1/5/2020)
9 - twice	FTA	9 - twice
4 at South Florida (11/13/19)	STL	4 at South Florida (11/13/19)
1 - 6x	BLK	1 - 3x
40 at Green Bay (1/5/2020)	MIN	40 at Green Bay (1/5/2020)

#### GAME-BY-GAME

Opponent	MIN	FG	3FG	FT	O-D-T	PF	A	TO	B	S	PTS
at Butler*	34	3-12	1-7	0-0	2-3-5	2	0	0	1	0	7
at Bradley*	29	5-11	5-8	2-2	0-3-3	0	2	2	0	0	17
Anderson*	29	6-14	4-10	1-2	0-5-5	3	3	1	0	1	17
at South Fla.*	34	5-14	4-9	3-3	1-2-3	0	7	4	0	4	17
at Loyola*	30	2-8	2-8	0-0	1-3-4	0	3	3	0	1	6
vs. Loyola (Md.)*	30	5-13	2-8	0-0	1-5-6	4	3	6	0	3	12
vs. Southern*	27	2-10	1-5	1-1	0-5-5	0	3	1	0	0	6
Evansville*	36	6-17	3-11	3-4	0-4-4	3	4	0	0	0	18
at Morehead St.*	38	5-17	2-7	1-3	1-4-5	1	3	0	0	3	13
at Ball St.*	35	6-12	4-7	1-3	0-3-3	0	0	1	0	1	17
IU South Bend*	35	5-12	5-10	0-0	0-2-2	2	3	5	1	2	15
Purdue FW*	36	5-16	3-11	4-4	0-5-5	0	4	2	0	0	17
at Fresno St.*	38	4-10	2-7	3-4	0-2-2	2	2	1	0	1	13
Youngstown St.*	34	6-13	4-9	0-0	0-0-0	3	6	6	0	1	16
Cleveland St.*	37	8-16	7-13	0-0	0-0-0	3	6	1	0	2	23
at Milwaukee*	38	6-17	2-7	4-5	0-4-4	3	3	1	0	2	18
at Green Bay*	40	8-15	6-10	9-9	0-3-3	1	6	1	0	1	31
Wright St.*	38	7-17	3-12	7-9	2-2-4	1	2	1	0	3	24
Northern Ky.*	34	1-7	1-5	4-4	0-3-3	1	4	2	0	1	7
UIC*	35	3-13	2-8	4-4	0-1-1	4	3	3	1	1	12

at Detroit Mercy
at Oakland
at Cleveland St.
at Youngstown St.
Green Bay
Milwaukee
at Northern Ky.
at Wright St.
at UIC
Oakland
Detroit Mercy
HL 1st Round
HL 2nd Round
HL Semis
HL Finals

\* denotes starter

#### CAREER STATS

Season	GP-GS	MIN-Avg	FG	Pct.	3FG	Pct.	FT	Pct.
2017-18	30-4	630-21.0	69-173	.399	51-126	.405	24-30	.800
2018-19	33-1	790-23.9	131-368	.356	78-247	.316	55-63	.873
2019-20	20-20	687-34.4	98-264	.371	63-172	.366	47-57	.825
<b>TOTALS</b>	<b>83-25</b>	<b>2107-25.4</b>	<b>298-805</b>	<b>.370</b>	<b>192-545</b>	<b>.352</b>	<b>126-150</b>	<b>.840</b>

#### REBOUNDS

Season	O-D-REB-AVG.	PF-DQ	AST	TO	BLK	STL	PTS-PPG
2017-18	12-24-36-1.2	42-0	35	39	1	14	213-7.1
2018-19	10-58-68-2.1	53-0	65	49	2	29	395-12.0
2019-20	8-59-67-3.4	33-0	67	41	3	27	306-15.3
<b>TOTALS</b>	<b>30-141-171-2.1</b>	<b>128-0</b>	<b>167</b>	<b>129</b>	<b>6</b>	<b>70</b>	<b>914-11.0</b>



### JAKOBY KEMP

# #1

**Junior | Forward**  
**6-8 | 190**  
**Layton, Utah**  
**Layton (Missouri/Salt Lake C.C.)**

**Birthdate:** September 22, 1997 (age 22)  
**Major:** General Studies

#### QUICK NOTES

Redshirted as a freshman at Missouri before transferring to play at Salt Lake Community College last season... helped Salt Lake to a 30-3 record and a trip to the NJCAA Tournament after winning the District I title... averaged 4.5 points and 2.6 rebounds per game as a freshman at Salt Lake... first-ever native of Utah in the IUPUI basketball program's history... older brother, Marcus, is a wide receiver for the Kansas City Chiefs (currently on IR) and played collegiately at Hawaii.

#### CAREER/SEASON HIGHS

CAREER HIGH	CATEGORY	SEASON HIGH
8 vs. IU Northwest (12/12/18)	PTS	2 - twice
4 at Cleveland State (2/16/19)	REB	3 at Morehead State (12/4/19)
1 vs. IU Kokomo (12/6/18)	AST	---
3 vs. IU Northwest (12/12/18)	FG	1 - twice
7 at Ball State (12/7/19)	FGA	7 at Ball State (12/7/19)
---	3FG	---
1 at Marshall (3/19/19)	3FGA	---
3 vs. IU Kokomo (12/6/18)	FT	---
4 vs. IU Kokomo (12/6/18)	FTA	---
1 - twice	STL	1 at Ball State (12/7/19)
1 vs. IU Kokomo (12/6/18)	BLK	---
11 - twice	MIN	11 at Ball State (12/7/19)

#### GAME-BY-GAME

Opponent	MIN	FG	3FG	FT	O-D-T	PF	A	TO	B	S	PTS
at Butler											
at Bradley											
Anderson											
at South Fla.											
at Loyola											
vs. Loyola (Md.)											
vs. Southern											
Evansville											
at Morehead St.	6	1-2	0-0	0-0	0-3-3	0	0	1	0	0	2
at Ball St.	11	1-7	0-0	0-0	2-0-2	1	0	0	0	1	2
IU South Bend	2	0-1	0-1	0-0	0-0-0	0	0	0	0	0	0
Purdue FW											
at Fresno St.	0+	0-0	0-0	0-0	0-0-0	1	0	1	0	0	0
Youngstown St.											
Cleveland St.											
at Milwaukee											
at Green Bay											
Wright St.	2	0-1	0-0	0-0	0-0-0	1	0	0	0	0	0
Northern Ky.											
UIC	3	0-0	0-0	0-0	0-0-0	1	0	0	0	0	0

at Detroit Mercy
at Oakland
at Cleveland St.
at Youngstown St.
Green Bay
Milwaukee
at Northern Ky.
at Wright St.
at UIC
Oakland
Detroit Mercy
HL 1st Round
HL 2nd Round
HL Semis
HL Finals

\* denotes starter

#### CAREER STATS


Season	GP-GS	MIN-Avg	FG	Pct.	3FG	Pct.	FT	Pct.
2018-19	6-0	34-5.7	6-7	.857	0-1	.000	5-8	.625
2019-20	6-0	24-4.0	2-11	.182	0-1	.000	0-0	.000
<b>TOTALS</b>	<b>12-0</b>	<b>58-4.8</b>	<b>8-18</b>	<b>.444</b>	<b>0-2</b>	<b>.000</b>	<b>5-8</b>	<b>.625</b>

#### REBOUNDS

Season	O-D-REB-AVG.	PF-DQ	AST	TO	BLK	STL	PTS-PPG
2018-19	5-3-8-1.3	5-0	1	4	1	1	17-2.8
2019-20	2-3-5-0.8	4-0	0	2	0	1	4-0.7
<b>TOTALS</b>	<b>7-6-13-1.1</b>	<b>9-0</b>	<b>1</b>	<b>6</b>	<b>1</b>	<b>2</b>	<b>21-1.8</b>



## PLAYER BIOS



### JAMIL JACKSON JR. #2

**Junior | Guard/Forward**  
**6-6 | 190**  
**Minneapolis, Minn.**  
**Minneapolis North (Southern Utah)**

**Birthdate:** Mar. 5, 1998 (age 21)  
**Major:** General Studies

#### QUICK NOTES

Joined the IUPUI program in the summer of 2018 and sat out the 2018-19 season after transferring in from Southern Utah... limited to five games at SUU, totaling 14 points before missing the remainder of the season to injury... was an HM NJCAA All-American selection after averaging 16.3 ppg and 6.4 rpg as a freshman at Williston State in 2016-17... was named among the nation's Top 75 JUCO players after that season... hasn't played in a game since Nov. 25, 2017 when SUU lost at UNLV, 101-82... full name is Nieta Jamil Aki Jackson.

#### CAREER/SEASON HIGHS

CAREER HIGH	CATEGORY	SEASON HIGH
11 vs. IU South Bend (12/10/19)	PTS	11 vs. IU South Bend (12/10/19)
4 - twice	REB	4 - twice
2 - 4x	AST	2 - twice
4 - twice	FG	4 vs. IU South Bend (12/10/19)
13 vs. IU South Bend (12/10/19)	FGA	13 vs. IU South Bend (12/10/19)
2 - twice	3FG	2 - twice
5 at Fresno State (12/20/19)	3FGA	5 at Fresno State (12/20/19)
4 at Bradley (11/9/19)	FT	4 at Bradley (11/9/19)
5 at Bradley (11/9/19)	FTA	5 at Bradley (11/9/19)
1 - 5x	STL	1 - 3x
1 - twice	BLK	1 vs. Purdue Fort Wayne (12/14/19)
24 at Fresno State (12/20/19)	MIN	24 at Fresno State (12/20/19)

#### GAME-BY-GAME

Opponent	MIN	FG	3FG	FT	O-D-T	PF	A	TO	B	S	PTS
at Butler					DID NOT PLAY						
at Bradley	19	1-5	0-3	4-5	0-2-2	1	0	1	0	0	6
Anderson	16	0-5	0-3	0-0	0-4-4	0	2	0	0	0	0
at South Fla.	9	1-4	1-3	0-0	0-0-0	2	0	2	0	0	3
at Loyola	5	2-3	2-2	1-2	0-0-0	0	0	1	0	0	7
vs. Loyola (Md.)	7	0-1	0-1	0-0	0-0-0	1	0	1	0	0	0
vs. Southern	2	0-0	0-0	0-0	0-0-0	0	0	0	0	0	0
Evansville					DID NOT PLAY						
at Morehead St.					DID NOT PLAY						
at Ball St.	16	1-4	0-2	1-2	0-2-2	1	0	2	0	0	3
IU South Bend	14	4-13	0-3	3-4	2-0-2	0	0	0	0	1	11
Purdue FW	17	2-6	1-3	0-0	0-1-1	0	1	0	1	1	5
at Fresno St.	24	3-9	2-5	2-3	0-1-1	3	1	2	0	0	10
Youngstown St.	8	1-1	1-1	0-0	0-1-1	1	1	2	0	0	3
Cleveland St.	20	1-5	0-3	0-0	0-0-0	1	2	2	0	0	2
at Milwaukee					DID NOT PLAY						
at Green Bay	3	0-1	0-1	0-0	0-0-0	1	0	0	0	0	0
Wright St.	5	0-2	0-1	0-0	1-0-1	1	1	1	0	0	0
Northern Ky.	13	1-6	0-4	3-4	0-2-2	3	0	1	0	1	5
UIC	12	1-5	0-2	1-2	1-3-4	0	0	1	0	0	3
at Detroit Mercy											
at Oakland											
at Cleveland St.											
at Youngstown St.											
Green Bay											
Milwaukee											
at Northern Ky.											
at Wright St.											
at UIC											
Oakland											
Detroit Mercy											
HL 1st Round											
HL 2nd Round											
HL Semis											
HL Finals											

\* denotes starter

#### CAREER STATS

Season	GP-GS	MIN-Avg	FG	Pct.	3FG	Pct.	FT	Pct.
2017-18*	5-0	71-14.2	6-14	.429	0-3	.000	2-2	1.000
2019-20	16-0	191-11.9	18-70	.257	7-37	.189	15-22	.682
<b>TOTALS</b>	<b>16-0</b>	<b>191-11.9</b>	<b>18-70</b>	<b>.257</b>	<b>7-37</b>	<b>.189</b>	<b>15-22</b>	<b>.682</b>

#### REBOUNDS

Season	O-D-REB-AVG.	PF-DQ	AST	TO	BLK	STL	PTS-PPG
2017-18*	1-1-2-0.4	9-1	5	3	1	2	14-2.8
2019-20	4-16-20-1.3	15-0	8	16	1	3	58-3.6
<b>TOTALS</b>	<b>4-16-20-1.3</b>	<b>15-0</b>	<b>8</b>	<b>16</b>	<b>1</b>	<b>3</b>	<b>58-3.6</b>

\*at Southern Utah | TOTALS only reflect IUPUI totals



### MIKE DePERSIA #10

**Freshman | Guard**  
**5-11 | 170**  
**Cherry Hill, N.J.**  
**Haddonfield Memorial**

**Birthdate:** Apr. 30, 2000 (age 19)  
**Major:** Biomedical Engineering

#### QUICK NOTES

Named the South Jersey Player of the Decade... starting PG on two-time New Jersey state champion Haddonfield Memorial team... the DePersia family is one of just four families in New Jersey high school history to have three siblings all score 1,000 career points as his twin brothers, Nick and Rob, also hit for 1,000 career points... Nick and Rob later played at Rowan University in Glassboro, N.J.... Rob now serves as a graduate assistant on Villanova's MBB staff... played AAU for Team Speed/VIS AAU.

#### CAREER/SEASON HIGHS

CAREER HIGH	CATEGORY	SEASON HIGH
11 vs. Cleveland St. (12/30/2019)	PTS	11 vs. Cleveland St. (12/30/2019)
6 vs. Anderson (11/11/19)	REB	6 vs. Anderson (11/11/19)
8 at Green Bay (1/5/2020)	AST	8 at Green Bay (1/5/2020)
3 vs. Cleveland St. (12/30/2019)	FG	3 vs. Cleveland St. (12/30/2019)
6 at Loyola Chicago (11/20/19)	FGA	6 at Loyola Chicago (11/20/19)
1 - twice	3FG	1 - twice
3 - twice	3FGA	3 - twice
6 vs. Wright St. (1/10/20)	FT	6 vs. Wright St. (1/10/20)
10 vs. Wright St. (1/10/20)	FTA	10 vs. Wright St. (1/10/20)
3 - twice	STL	3 - twice
---	BLK	---
37 at Loyola Chicago (11/20/19)	MIN	37 at Loyola Chicago (11/20/19)

#### GAME-BY-GAME

Opponent	MIN	FG	3FG	FT	O-D-T	PF	A	TO	B	S	PTS
at Butler	26	0-1	0-1	0-0	0-2-2	2	2	1	0	0	0
at Bradley	22	1-4	0-3	0-1	0-2-2	2	1	0	0	0	2
Anderson*	33	2-4	0-2	0-1	1-5-6	2	0	5	0	1	4
at South Fla.*	30	2-3	0-1	0-0	2-2-4	3	3	3	0	2	4
at Loyola*	37	2-6	0-1	0-0	1-1-2	3	4	1	0	3	4
vs. Loyola (Md.)*	25	0-3	0-2	1-2	0-0-0	1	3	0	0	2	1
vs. Southern*	26	2-5	0-0	3-5	1-1-2	4	1	1	0	0	7
Evansville*	20	0-2	0-1	1-2	0-1-1	1	1	0	0	0	1
at Morehead St.	13	0-2	0-2	0-0	0-1-1	1	3	0	0	1	0
at Ball St.	15	0-1	0-0	0-1	2-0-2	2	1	2	0	0	0
IU South Bend	16	0-5	0-2	1-2	1-1-2	1	2	2	0	3	1
Purdue FW	15	1-2	0-1	0-0	0-0-0	2	0	1	0	1	2
at Fresno St.	24	0-1	0-0	0-0	0-1-1	1	3	5	0	1	0
Youngstown St.	14	1-1	0-0	0-2	0-0-0	0	3	0	0	2	2
Cleveland St.*	24	3-3	1-1	4-4	2-2-4	3	4	3	0	2	11
at Milwaukee	24	2-4	0-1	0-0	2-3-5	4	5	1	0	1	4
at Green Bay	31	1-5	1-3	0-0	2-3-5	4	8	1	0	1	3
Wright St.	19	0-1	0-1	6-10	1-3-4	1	1	1	0	0	6
Northern Ky.	18	2-4	0-2	0-0	0-1-1	4	3	0	0	0	4
UIC*	32	0-2	0-1	0-1	0-5-5	0	3	1	0	2	0
at Detroit Mercy											
at Oakland											
at Cleveland St.											
at Youngstown St.											
Green Bay											
Milwaukee											
at Northern Ky.											
at Wright St.											
at UIC											
Oakland											
Detroit Mercy											
HL 1st Round											
HL 2nd Round											
HL Semis											
HL Finals											

\* denotes starter


#### CAREER STATS

Season	GP-GS	MIN-Avg	FG	Pct.	3FG	Pct.	FT	Pct.
2019-20	20-8	464-23.2	19-58	.328	2-25	.080	16-31	.516
<b>TOTALS</b>	<b>20-8</b>	<b>464-23.2</b>	<b>19-58</b>	<b>.328</b>	<b>2-25</b>	<b>.080</b>	<b>16-31</b>	<b>.516</b>

#### REBOUNDS

Season	O-D-REB-AVG.	PF-DQ	AST	TO	BLK	STL	PTS-PPG
2019-20	15-34-49-2.5	41-0	51	28	0	22	56-2.8
<b>TOTALS</b>	<b>15-34-49-2.5</b>	<b>41-0</b>	<b>51</b>	<b>28</b>	<b>0</b>	<b>22</b>	<b>56-2.8</b>

## PLAYER BIOS



### BRANDON KENYON #11

Sophomore | Forward/Center  
6-10 | 225  
Caledonia, Ontario  
RISE Prep

Birthdate: February 18, 1999 (age 20)  
Major: Criminal Justice

#### QUICK NOTES

First Canadian-born IUPUI player since 1998-1999 (Shaun Clarke), however Clarke red-shirted his lone season and never appeared in a game for the Jaguars... was a teammate of Duke's R.J. Barrett and Florida guard Andrew Nembhard while playing for the 17U Nike EYBL UPLAY Canada program... is one of 119 Canadians playing Division I basketball this season, 77 of whom are Ontario natives.

#### CAREER/SEASON HIGHS

CAREER HIGH	CATEGORY	SEASON HIGH
8 vs. IU Kokomo (12/6/18)	PTS	7 at Fresno State (12/20/19)
4 - twice	REB	4 vs. Anderson (11/11/19)
1 vs. IU Kokomo (12/6/18)	AST	---
3 vs. IU Kokomo (12/6/18)	FG	2 at Fresno State (12/20/19)
6 vs. IU Kokomo (12/6/18)	FGA	3 - twice
1 at Loyola Chicago (11/20/19)	3FG	1 at Loyola Chicago (11/20/19)
2 - twice	3FGA	2 at Loyola Chicago (11/20/19)
3 - twice	FT	3 at Fresno State (12/20/19)
3 - twice	FTA	3 at Fresno State (12/20/19)
1 - 4x	STL	1 - twice
1 - 2x	BLK	---
16 at Xavier (11/6/18)	MIN	9 - twice

#### GAME-BY-GAME

Opponent	MIN	FG	3FG	FT	O-D-T	PF	A	TO	B	S	PTS
at Butler					DID NOT PLAY						
at Bradley	5	0-0	0-0	0-0	0-1-1	3	0	0	0	1	0
Anderson	9	1-3	0-1	0-0	1-3-4	3	0	1	0	0	2
at South Fla.					DID NOT PLAY						
at Loyola	6	1-3	1-2	0-0	1-1-2	1	0	0	0	1	3
vs. Loyola (Md.)	9	1-2	0-1	1-2	0-1-1	2	0	0	0	0	3
vs. Southern					DID NOT PLAY						
Evansville					DID NOT PLAY						
at Morehead St.	2	0-0	0-0	0-0	0-0-0	0	0	0	0	0	0
at Ball St.	7	0-2	0-1	0-0	0-0-0	0	0	0	0	0	0
IU South Bend					DID NOT PLAY						
Purdue FW					DID NOT PLAY						
at Fresno St.	6	2-2	0-0	3-3	0-2-2	1	0	0	0	0	7
Youngstown St.					DID NOT PLAY						
Cleveland St.	1	0-1	0-0	0-0	0-0-0	0	0	0	0	0	0
at Milwaukee					DID NOT PLAY						
at Green Bay					DID NOT PLAY						
Wright St.					DID NOT PLAY						
Northern Ky.					DID NOT PLAY						
UIC	1	0-0	0-0	0-0	0-0-0	0	0	0	0	0	0
at Detroit Mercy											
at Oakland											
at Cleveland St.											
at Youngstown St.											
Green Bay											
Milwaukee											
at Northern Ky.											
at Wright St.											
at UIC											
Oakland											
Detroit Mercy											
HL 1st Round											
HL 2nd Round											
HL Semis											
HL Finals											


\* denotes starter

#### CAREER STATS

Season	GP-GS	MIN-Avg	FG	Pct.	3FG	Pct.	FT	Pct.
2018-19	7-0	42-6.0	6-16	.375	0-4	.000	6-9	.667
2019-20	9-0	46-5.1	5-13	.385	1-5	.200	4-5	.800
<b>TOTALS</b>	<b>16-0</b>	<b>88-5.5</b>	<b>11-29</b>	<b>.379</b>	<b>1-9</b>	<b>.111</b>	<b>10-14</b>	<b>.714</b>

#### REBOUNDS

Season	O-D-REB-AVG.	PF-DQ	AST	TO	BLK	STL	PTS-PPG
2018-19	2-6-8-1.1	6-1	1	1	2	2	18-2.6
2019-20	2-8-10-1.1	10-0	0	1	0	2	15-1.7
<b>TOTALS</b>	<b>4-14-18-1.1</b>	<b>16-1</b>	<b>1</b>	<b>2</b>	<b>2</b>	<b>4</b>	<b>33-2.1</b>



### MARLON TAYLOR #12

R-Freshman | Guard/Forward  
6-5 | 220  
South Bend, Ind.  
South Bend Riley (Indiana State)

Birthdate: Jan. 12, 2000 (age 20)  
Major: Pre-Engineering

#### QUICK NOTES

Non-scholarship player joined IUPUI from Indiana State... granted immediate eligibility for the '19-20 season after only appearing in an exhibition game for the Sycamores (4 min, 2 reb vs. Rose-Hulman)... helped South Bend Riley to a 26-1 record and semistate runner-up finish his senior year... was one of four D1 players on his high school team, joining Damezi Anderson (Indiana), Shamar Dillard (Western Illinois) and Rylen Grundy (Fort Wayne)... also ran track in high school... won dunk contest at this year's Red-White Event.

#### CAREER/SEASON HIGHS

CAREER HIGH	CATEGORY	SEASON HIGH
2 vs. Wright St. (1/10/20)	PTS	2 vs. Wright St. (1/10/20)
1 - 3x	REB	1 - 3x
1 vs. Northern Kentucky (1/12/20)	AST	1 vs. Northern Kentucky (1/12/20)
1 vs. Wright St. (1/10/20)	FG	1 vs. Wright St. (1/10/20)
2 vs. Wright St. (1/10/20)	FGA	2 vs. Wright St. (1/10/20)
---	3FG	---
---	3FGA	---
---	FT	---
---	FTA	---
1 vs. Anderson (11/11/19)	STL	1 vs. Anderson (11/11/19)
---	BLK	---
4 vs. Anderson (11/11/19)	MIN	4 vs. Anderson (11/11/19)

#### GAME-BY-GAME

Opponent	MIN	FG	3FG	FT	O-D-T	PF	A	TO	B	S	PTS
at Butler					DID NOT PLAY						
at Bradley					DID NOT PLAY						
Anderson	4	0-1	0-0	0-0	0-1-1	0	0	1	0	1	0
at South Fla.					DID NOT PLAY						
at Loyola	2	0-0	0-0	0-0	0-0-0	0	0	0	0	0	0
vs. Loyola (Md.)					DID NOT PLAY						
vs. Southern	0+	0-0	0-0	0-0	0-0-0	0	0	0	0	0	0
Evansville					DID NOT PLAY						
at Morehead St.					DID NOT PLAY						
at Ball St.					DID NOT PLAY						
IU South Bend	1	0-0	0-0	0-0	0-0-0	0	0	0	0	0	0
Purdue FW					DID NOT PLAY						
at Fresno St.	0+	0-0	0-0	0-0	0-0-0	0	0	0	0	0	0
Youngstown St.					DID NOT PLAY						
Cleveland St.					DID NOT PLAY						
at Milwaukee					DID NOT PLAY						
at Green Bay					DID NOT PLAY						
Wright St.	1	1-2	0-0	0-0	1-0-1	0	0	0	0	0	2
Northern Ky.	2	0-0	0-0	0-0	0-1-1	0	1	0	0	0	0
UIC					DID NOT PLAY						
at Detroit Mercy											
at Oakland											
at Cleveland St.											
at Youngstown St.											
Green Bay											
Milwaukee											
at Northern Ky.											
at Wright St.											
at UIC											
Oakland											
Detroit Mercy											
HL 1st Round											
HL 2nd Round											
HL Semis											
HL Finals											

\* denotes starter

#### CAREER STATS

Season	GP-GS	MIN-Avg	FG	Pct.	3FG	Pct.	FT	Pct.
2019-20	7-0	10-1.4	1-3	.333	0-0	.000	0-0	.000
<b>TOTALS</b>	<b>7-0</b>	<b>10-1.4</b>	<b>1-3</b>	<b>.333</b>	<b>0-0</b>	<b>.000</b>	<b>0-0</b>	<b>.000</b>

#### REBOUNDS

Season	O-D-REB-AVG.	PF-DQ	AST	TO	BLK	STL	PTS-PPG
2019-20	1-2-3-0.4	0-0	1	1	0	1	2-0.3
<b>TOTALS</b>	<b>1-2-3-0.4</b>	<b>0-0</b>	<b>1</b>	<b>1</b>	<b>0</b>	<b>1</b>	<b>2-0.3</b>

## PLAYER BIOS



**ISAIAH WILLIAMS**  
#13  
Junior | Guard/Forward  
6-8 | 225  
Dayton, Ohio  
Stivers School for the Arts (Pensacola St.)

**Birthdate:** Jan. 20, 1998 (age 22)  
**Major:** General Studies

### QUICK NOTES

Known by his teammates as Zay... well traveled wing is on his fourth school in four years... began his career at Akron (2016-17), but sat out as a redshirt... played freshman campaign at Liberty (2017-18), appearing in 30 games and making 10 starts while averaging 4.2 points and 2.2 rebounds per game... played last season at Pensacola State (Fla.) College, where he averaged 13.1 points and 5.4 rebounds per game... was a first-team All-City and 2nd team All-State honoree after his senior year at Stivers School for the Arts in Dayton.

### CAREER/SEASON HIGHS

CAREER HIGH	CATEGORY	SEASON HIGH
15 vs. Evansville (11/30/19)	PTS	15 vs. Evansville (11/30/19)
8 vs. Evansville (11/30/19)	REB	8 vs. Evansville (11/30/19)
5 vs. Loyola (Md.) (11/25/2019)	AST	5 vs. Loyola (Md.) (11/25/2019)
5 vs. Evansville (11/30/19)	FG	5 vs. Evansville (11/30/19)
9 vs. Northern Kentucky (1/12/20)	FGA	9 vs. Northern Kentucky (1/12/20)
2 vs. Youngstown State (12/28/19)	3FG	2 vs. Youngstown State (12/28/19)
4 vs. Youngstown State (12/28/19)	3FGA	4 vs. Youngstown State (12/28/19)
9 vs. Clarks Summit (11/10/17)	FT	5 - 3x
11 vs. Clarks Summit (11/10/17)	FTA	10 vs. Evansville (11/30/19)
2 - 3x	STL	2 - 3x
2 - twice	BLK	2 - twice
32 vs. Evansville (11/30/19)	MIN	32 vs. Evansville (11/30/19)

### GAME-BY-GAME

Opponent	MIN	FG	3FG	FT	O-D-T	PF	A	TO	B	S	PTS
at Butler*	26	1-5	0-0	1-5	2-2-4	3	1	3	0	0	3
at Bradley*	29	3-8	1-1	2-5	1-4-5	1	1	4	0	1	9
Anderson*	18	3-8	0-1	1-5	3-4-7	4	1	1	0	0	7
at South Fla.*	26	3-6	1-1	2-4	1-1-2	4	0	2	0	0	9
at Loyola*	19	2-6	0-1	5-6	2-2-4	5	1	4	0	0	9
vs. Loyola (Md.)	23	3-5	0-0	1-3	1-4-5	2	5	2	0	2	7
vs. Southern	25	4-7	0-0	5-8	4-2-6	1	0	0	0	0	13
Evansville	32	5-7	0-0	5-10	2-6-8	4	3	3	0	0	15
at Morehead St.	21	3-8	0-0	1-4	2-3-5	4	0	5	2	0	7
at Ball St.	19	1-7	0-0	0-0	1-3-4	5	0	2	0	0	2
IU South Bend*	24	3-7	0-0	4-4	3-0-3	0	1	1	2	2	10
Purdue FW*	23	3-5	0-0	0-0	1-3-4	4	1	2	1	0	6
at Fresno St.*	14	4-8	0-1	2-3	2-3-5	2	0	1	0	1	10
Youngstown St.*	26	4-8	2-4	4-6	2-3-5	4	3	0	0	0	14
Cleveland St.	DID NOT PLAY										
at Milwaukee*	23	2-7	0-0	2-4	0-3-3	4	2	2	0	2	6
at Green Bay*	11	1-2	0-0	0-0	0-4-4	4	2	1	0	1	2
Wright St.*	20	0-4	0-2	4-6	0-2-2	4	2	1	0	0	4
Northern Ky.*	20	4-9	0-0	3-5	3-1-4	2	1	2	0	1	11
UIC	DID NOT PLAY										
at Detroit Mercy											
at Oakland											
at Cleveland St.											
at Youngstown St.											
Green Bay											
Milwaukee											
at Northern Ky.											
at Wright St.											
at UIC											
Oakland											
Detroit Mercy											
HL 1st Round											
HL 2nd Round											
HL Semis											
HL Finals											

\* denotes starter


### CAREER STATS

Season	GP-GS	MIN-Avg	FG	Pct.	3FG	Pct.	FT	Pct.
2017-18*	30-10	420-14.0	41-90	.456	3-10	.300	40-68	.588
2019-20	18-13	399-22.2	49-117	.419	4-11	.364	42-78	.538
<b>TOTALS</b>	<b>18-13</b>	<b>399-22.2</b>	<b>49-117</b>	<b>.419</b>	<b>4-11</b>	<b>.364</b>	<b>42-78</b>	<b>.538</b>

### REBOUNDS

Season	O-D-REB-AVG.	PF-DQ	AST	TO	BLK	STL	PTS-PPG
2017-18*	24-41-65-2.2	58-2	22	40	6	9	125-4.2
2019-20	30-50-80-4.4	57-2	24	36	5	10	144-8.0
<b>TOTALS</b>	<b>30-50-80-4.4</b>	<b>57-2</b>	<b>24</b>	<b>36</b>	<b>5</b>	<b>10</b>	<b>144-8.0</b>

\*at Liberty | TOTALS only reflect IUPUI totals



**MARCUS BURK**  
#14  
Junior | Guard  
6-3 | 205  
Indianapolis, Ind.  
Franklin Central (Campbell)

**Birthdate:** Sept. 27, 1997 (age 22)  
**Major:** General Studies

### QUICK NOTES

Born in Gary, Ind.... Indianapolis-native returned to the city last summer and sat out last season after playing two years at Campbell... played in 69 games and averaged 11.2 points per game at Campbell, while connecting on 158 3's in his two seasons... averaged 15 points per game as a sophomore, connecting on 91 3's for the season... was the Big South POTW on Nov. 27, 2017 after averaging 24.3 points per game over a 4-game stretch... he and Campbell teammate Chris Clemons (42 pts, 10-14 3's) each hit 10 3's in a game against Liberty on Jan. 22, 2018.

### CAREER/SEASON HIGHS

CAREER HIGH	CATEGORY	SEASON HIGH
33 at UNCM (11/18/17)	PTS	32 vs. Loyola (Md.) (11/25/2019)
7 at East Carolina (12/4/17)	REB	9 at South Florida (11/13/19)
7 vs. The Citadel (12/14/17)	AST	4 - twice
12 - 3x	FG	12 vs. Loyola (Md.) (11/25/2019)
21 - 4x	FGA	21 - 4x
10 at Liberty (1/23/18)	3FG	7 vs. Loyola (Md.) (11/25/2019)
16 at Liberty (1/23/18)	3FGA	14 vs. Southern (11/26/19)
7 vs. Wright St. (1/10/20)	FT	7 vs. Wright St. (1/10/20)
9 vs. Youngstown State (12/28/19)	FTA	9 vs. Youngstown State (12/28/19)
4 - twice	STL	4 vs. Anderson (11/11/19)
2 vs. The Citadel (12/14/17)	BLK	1 - twice
41 vs. Gardner-Webb (1/3/18)	MIN	40 vs. UIC (1/18/20)

### GAME-BY-GAME

Opponent	MIN	FG	3FG	FT	O-D-T	PF	A	TO	B	S	PTS
at Butler*	37	7-21	2-11	1-1	2-3-5	1	1	5	0	1	17
at Bradley*	27	6-13	1-5	2-2	0-3-3	4	1	1	0	2	15
Anderson*	31	10-19	4-9	1-1	0-2-2	1	2	2	0	4	25
at South Fla.*	35	10-14	4-5	2-2	2-7-9	3	2	5	0	1	26
at Loyola*	34	9-19	5-8	0-0	0-3-3	3	0	1	0	1	23
vs. Loyola (Md.)*	33	12-21	7-10	1-2	0-3-3	4	1	2	0	2	32
vs. Southern*	38	10-21	6-14	1-1	1-1-2	4	2	2	0	1	27
Evansville*	34	7-19	2-6	2-4	0-0-0	4	3	2	1	0	18
at Morehead St.*	36	3-12	1-4	1-2	1-3-4	3	1	2	0	2	8
at Ball St.*	24	2-8	1-3	1-2	0-1-1	5	0	2	0	1	6
IU South Bend*	31	7-20	5-10	2-2	0-1-1	3	3	3	0	1	21
Purdue FW*	35	7-14	3-8	5-6	0-4-4	1	4	0	0	2	22
at Fresno St.*	16	1-10	0-2	0-0	0-2-2	1	0	1	0	1	2
Youngstown St.*	38	5-17	2-8	4-9	1-1-2	2	3	0	1	2	16
Cleveland St.*	35	6-12	1-4	6-7	1-3-4	3	4	5	0	2	19
at Milwaukee*	34	7-14	0-4	1-2	0-3-3	3	1	5	0	0	15
at Green Bay*	38	10-21	4-9	3-3	0-6-6	1	2	4	0	2	27
Wright St.*	30	4-12	2-5	7-7	0-2-2	5	0	2	0	1	17
Northern Ky.*	36	9-16	2-8	5-6	0-3-3	3	3	3	0	2	25
UIC*	40	6-14	2-7	4-4	0-3-3	3	1	0	0	1	18

at Detroit Mercy											
at Oakland											
at Cleveland St.											
at Youngstown St.											
Green Bay											
Milwaukee											
at Northern Ky.											
at Wright St.											
at UIC											
Oakland											
Detroit Mercy											
HL 1st Round											
HL 2nd Round											
HL Semis											
HL Finals											

\* denotes starter

### CAREER STATS

Season	GP-GS	MIN-Avg	FG	Pct.	3FG	Pct.	FT	Pct.
2016-17*	36-12	754-20.9	96-224	.429	67-167	.401	29-37	.784
2017-18*	33-32	1050-31.8	173-353	.490	91-226	.403	51-60	.850
2019-20	20-20	662-33.1	138-317	.435	54-140	.386	49-63	.778
<b>TOTALS</b>	<b>20-20</b>	<b>662-33.1</b>	<b>138-317</b>	<b>.435</b>	<b>54-140</b>	<b>.386</b>	<b>49-63</b>	<b>.778</b>

### REBOUNDS

Season	O-D-REB-AVG.	PF-DQ	AST	TO	BLK	STL	PTS-PPG
2016-17*	9-78-87-2.4	51-0	28	25	3	17	288-8.0
2017-18*	19-100-119-3.6	58-1	38	45	8	42	488-14.8
2019-20	8-54-62-3.1	57-2	34	47	2	29	379-19.0
<b>TOTALS</b>	<b>8-54-62-3.1</b>	<b>57-2</b>	<b>34</b>	<b>47</b>	<b>2</b>	<b>29</b>	<b>379-19.0</b>

\*at Campbell | TOTALS only reflect IUPUI totals



## PLAYER BIOS



### TAVEION WHITE

# #15

**Freshman | Forward**  
**6-7 | 190**  
**Prosper, Texas**  
**PHS Academy**

**Birthdate:** Nov. 25, 1999 (age 20)  
**Major:** Business

#### QUICK NOTES

Known as Taye by his teammates... Texas-native played at PHS (Fla.) Academy as a post-grad in 2018-19 where he was one of 14 who went on to play college basketball, four at the D1 level... was a 1st Team All-District selection after his senior year at Prosper (Texas) High School... chose IUPUI over offers from Buffalo, Oral Roberts, Presbyterian and USC Upstate.



### SAWYER STOLTZ

# #20

**Freshman | Forward**  
**6-9 | 200**  
**Huntington, Ind.**  
**Huntington North**

**Birthdate:** May 3, 2000 (age 19)  
**Major:** Biology

#### QUICK NOTES

Non-scholarship addition to the team played three seasons at Huntington North where he was an HM All-State honoree following a senior year in which he averaged 13.2 points and 5.8 rebounds per game... was a 2nd team Northeast 8 Conference (NE8) honoree... played AAU basketball for Indiana Elite.

#### CAREER/SEASON HIGHS

CAREER HIGH	CATEGORY	SEASON HIGH
---	PTS	---
2 vs. Anderson (11/11/19)	REB	2 vs. Anderson (11/11/19)
---	AST	---
---	FG	---
1 vs. Anderson (11/11/19)	FGA	1 vs. Anderson (11/11/19)
---	3FG	---
---	3FGA	---
---	FT	---
---	FTA	---
1 vs. Anderson (11/11/19)	STL	1 vs. Anderson (11/11/19)
1 vs. Anderson (11/11/19)	BLK	1 vs. Anderson (11/11/19)
9 vs. Anderson (11/11/19)	MIN	9 vs. Anderson (11/11/19)

#### GAME-BY-GAME

Opponent	MIN	FG	3FG	FT	O-D-T	PF	A	TO	B	S	PTS
at Butler					DID NOT PLAY						
at Bradley	0+	0-0	0-0	0-0	0-0-0	0	0	0	0	0	0
Anderson	9	0-1	0-0	0-0	2-0-2	2	0	1	1	1	0
at South Fla.	0+	0-0	0-0	0-0	0-0-0	0	0	0	0	0	0
at Loyola	1	0-0	0-0	0-0	0-0-0	0	0	0	0	0	0
vs. Loyola (Md.)					DID NOT PLAY						
vs. Southern	0+	0-0	0-0	0-0	0-0-0	0	0	0	0	0	0
Evansville	1	0-0	0-0	0-0	0-0-0	0	0	0	0	0	0
at Morehead St.					DID NOT PLAY						
at Ball St.	3	0-0	0-0	0-0	0-0-0	1	0	0	0	0	0
IU South Bend					DID NOT PLAY						
Purdue FW					DID NOT PLAY						
at Fresno St.					DID NOT PLAY						
Youngstown St.					DID NOT PLAY						
Cleveland St.					DID NOT PLAY						
at Milwaukee					DID NOT PLAY						
at Green Bay					DID NOT PLAY						
Wright St.	3	0-0	0-0	0-0	0-0-0	2	0	0	0	0	0
Northern Ky.	2	0-0	0-0	0-0	0-0-0	0	0	0	0	0	0
UIC					DID NOT PLAY						
at Detroit Mercy											
at Oakland											
at Cleveland St.											
at Youngstown St.											
Green Bay											
Milwaukee											
at Northern Ky.											
at Wright St.											
at UIC											
Oakland											
Detroit Mercy											
HL 1st Round											
HL 2nd Round											
HL Semis											
HL Finals											

\* denotes starter

#### CAREER STATS

Season	GP-GS	MIN-Avg	FG	Pct.	3FG	Pct.	FT	Pct.
2019-20	9-0	19-2.1	0-1	.000	0-0	.000	0-0	.000
<b>TOTALS</b>	<b>9-0</b>	<b>19-2.1</b>	<b>0-1</b>	<b>.000</b>	<b>0-0</b>	<b>.000</b>	<b>0-0</b>	<b>.000</b>

#### REBOUNDS

Season	O-D-REB-AVG.	PF-DQ	AST	TO	BLK	STL	PTS-PPG
2019-20	2-0-2-0.2	5-0	0	1	1	1	0-0.0
<b>TOTALS</b>	<b>2-0-2-0.2</b>	<b>5-0</b>	<b>0</b>	<b>1</b>	<b>1</b>	<b>1</b>	<b>0-0.0</b>

#### CAREER/SEASON HIGHS

CAREER HIGH	CATEGORY	SEASON HIGH
---	PTS	---
2 vs. Anderson (11/11/19)	REB	2 vs. Anderson (11/11/19)
---	AST	---
---	FG	---
1 at Bradley (11/9/19)	FGA	1 at Bradley (11/9/19)
---	3FG	---
---	3FGA	---
---	FT	---
---	FTA	---
---	STL	---
1 vs. Anderson (11/11/19)	BLK	1 vs. Anderson (11/11/19)
4 vs. Anderson (11/11/19)	MIN	4 vs. Anderson (11/11/19)

#### GAME-BY-GAME

Opponent	MIN	FG	3FG	FT	O-D-T	PF	A	TO	B	S	PTS
at Butler					DID NOT PLAY						
at Bradley	1	0-1	0-0	0-0	0-0-0	0	0	0	0	0	0
Anderson	4	0-0	0-0	0-0	0-2-2	0	0	2	1	0	0
at South Fla.					DID NOT PLAY						
at Loyola	1	0-0	0-0	0-0	0-0-0	0	0	0	0	0	0
vs. Loyola (Md.)					DID NOT PLAY						
vs. Southern					DID NOT PLAY						
Evansville					DID NOT PLAY						
at Morehead St.					DID NOT PLAY						
at Ball St.	2	0-0	0-0	0-0	0-0-0	0	0	0	0	0	0
IU South Bend					DID NOT PLAY						
Purdue FW					DID NOT PLAY						
at Fresno St.					DID NOT PLAY						
Youngstown St.					DID NOT PLAY						
Cleveland St.					DID NOT PLAY						
at Milwaukee					DID NOT PLAY						
at Green Bay					DID NOT PLAY						
Wright St.					DID NOT PLAY						
Northern Ky.					DID NOT PLAY						
UIC					DID NOT PLAY						
at Detroit Mercy											
at Oakland											
at Cleveland St.											
at Youngstown St.											
Green Bay											
Milwaukee											
at Northern Ky.											
at Wright St.											
at UIC											
Oakland											
Detroit Mercy											
HL 1st Round											
HL 2nd Round											
HL Semis											
HL Finals											

\* denotes starter

#### CAREER STATS

Season	GP-GS	MIN-Avg	FG	Pct.	3FG	Pct.	FT	Pct.
2019-20	4-0	8-2.0	0-1	.000	0-0	.000	0-0	.000
<b>TOTALS</b>	<b>4-0</b>	<b>8-2.0</b>	<b>0-1</b>	<b>.000</b>	<b>0-0</b>	<b>.000</b>	<b>0-0</b>	<b>.000</b>

#### REBOUNDS

Season	O-D-REB-AVG.	PF-DQ	AST	TO	BLK	STL	PTS-PPG
2019-20	0-2-2-0.5	0-0	0	2	1	0	0-0.0
<b>TOTALS</b>	<b>0-2-2-0.5</b>	<b>0-0</b>	<b>0</b>	<b>2</b>	<b>1</b>	<b>0</b>	<b>0-0.0</b>

## PLAYER BIOS



### GRANT WEATHERFORD #23

**Junior | Guard**  
**6-2 | 195**  
**Cicero, Ind.**  
**Hamilton Heights (Purdue/Midland J.C.)**

**Birthdate:** August 7, 1996 (age 23)  
**Major:** General Studies

#### QUICK NOTES

Began his college career by redshirting in 2015-16 at Purdue before transferring to Midland [Tex.] College for the 2016-17 season... was granted a clock extension in December 2018, effectively, making him a junior... comes from a family filled with athletes as brother Sterling is a sophomore DB on the Miami (Ohio) football team, older sister Dakota played basketball at Evansville & Louisville and oldest brother Austin played basketball at Rose Hulman... also garnered D1 football interest as a WR (155 catches, 60 TDs in high school).

#### CAREER/SEASON HIGHS

CAREER HIGH	CATEGORY	SEASON HIGH
21 vs. Green Bay (2/24/19)	PTS	17 - twice
9 - 2x	REB	9 vs. Anderson (11/11/19)
6 - 3x	AST	6 vs. Purdue Fort Wayne (12/14/19)
7 at Morehead State (12/4/19)	FG	7 at Morehead State (12/4/19)
19 vs. UIC (1/18/20)	FGA	19 vs. UIC (1/18/20)
5 - 2x	3FG	5 at Fresno State (12/20/19)
8 vs. UIC (1/18/20)	3FGA	8 vs. UIC (1/18/20)
7 - 3x	FT	7 vs. UIC (1/18/20)
10 vs. UIC (1/18/20)	FTA	10 vs. UIC (1/18/20)
5 vs. Purdue Fort Wayne (12/14/19)	STL	5 vs. Purdue Fort Wayne (12/14/19)
2 vs. UIC (1/18/20)	BLK	2 vs. UIC (1/18/20)
39 vs. Cleveland St. (12/30/2019)	MIN	39 vs. Cleveland St. (12/30/2019)

#### GAME-BY-GAME

Opponent	MIN	FG	3FG	FT	O-D-T	PF	A	TO	B	S	PTS
at Butler*	30	3-5	0-1	0-2	2-3-5	1	1	1	0	0	6
at Bradley*	32	0-6	0-4	1-2	0-1-1	1	4	4	0	0	1
Anderson	23	3-3	0-0	0-0	3-6-9	1	4	3	0	2	6
at South Fla.	34	2-2	0-0	2-2	0-3-3	1	1	1	0	2	6
at Loyola	27	0-2	0-0	0-0	0-0-0	2	3	1	0	0	0
vs. Loyola (Md.)	29	1-3	0-0	2-4	1-4-5	3	4	4	0	2	4
vs. Southern	32	2-4	0-1	2-2	0-1-1	3	4	2	0	3	6
Evansville	31	1-4	0-0	2-2	3-3-6	2	1	1	0	1	4
at Morehead St.*	38	7-10	3-4	0-1	1-1-2	3	1	1	0	1	17
at Ball St.*	31	4-8	0-1	2-3	1-6-7	3	1	4	0	0	10
IU South Bend*	37	1-4	0-1	1-3	2-5-7	1	3	4	0	2	3
Purdue FW*	35	4-7	1-3	5-6	1-3-4	3	6	1	0	5	14
at Fresno St.*	35	5-8	5-5	1-2	1-2-3	2	1	3	1	2	16
Youngstown St.*	37	3-8	0-1	1-1	0-3-3	3	1	5	0	2	7
Cleveland St.*	39	2-7	0-2	3-4	3-1-4	4	4	4	1	3	7
at Milwaukee*	38	4-6	0-1	2-2	1-6-7	1	1	4	0	2	10
at Green Bay*	31	5-9	3-5	0-0	0-6-6	3	2	3	0	0	13
Wright St.*	33	5-12	0-2	2-6	2-3-5	2	1	3	0	0	12
Northern Ky.*	32	5-12	1-2	1-1	4-4-8	1	2	1	0	0	12
UIC*	38	4-19	2-8	7-10	2-6-8	3	3	2	2	0	17

at Detroit Mercy
at Oakland
at Cleveland St.
at Youngstown St.
Green Bay
Milwaukee
at Northern Ky.
at Wright St.
at UIC
Oakland
Detroit Mercy
HL 1st Round
HL 2nd Round
HL Semis
HL Finals

\* denotes starter

#### CAREER STATS

Season	GP-GS	MIN-Avg	FG	Pct.	3FG	Pct.	FT	Pct.
2018-19	33-33	861-26.1	70-142	.493	11-24	.458	52-72	.722
2019-20	20-14	662-33.1	61-139	.439	15-41	.366	34-53	.642
<b>TOTALS</b>	<b>53-47</b>	<b>1523-28.7</b>	<b>131-281</b>	<b>.466</b>	<b>26-65</b>	<b>.400</b>	<b>86-125</b>	<b>.688</b>

#### REBOUNDS

Season	O-D-REB-AVG.	PF-DQ	AST	TO	BLK	STL	PTS-PPG
2018-19	25-75-100-3.0	86-3	83	49	4	38	203-6.2
2019-20	27-67-94-4.7	43-0	48	52	4	27	171-8.6
<b>TOTALS</b>	<b>52-142-194-3.7</b>	<b>129-3</b>	<b>131</b>	<b>101</b>	<b>8</b>	<b>65</b>	<b>374-7.1</b>



### ZO TYSON

### #30

**Grad Student | Forward**  
**6-9 | 195**  
**Fayetteville, N.C.**  
**Trinity Christian (Colorado State)**

**Birthdate:** Oct. 18, 1995 (age 24)  
**Major:** Sports Journalism

#### QUICK NOTES

Oldest student-athlete on the team, pursuing a Master's degree in sports journalism... missed the Jaguars' exhibition game due to injury... graduate-transfer will play his final season at IUPUI after spending the past two years at Colorado State... played his first two seasons at Cafe Fear C.C., including averaging 14.0 points and 8.4 rebounds per game as a sophomore... actual first name is Lonzia, but he opts to go by Zo.

#### CAREER/SEASON HIGHS

CAREER HIGH	CATEGORY	SEASON HIGH
10 vs. Cleveland St. (12/30/2019)	PTS	10 vs. Cleveland St. (12/30/2019)
6 vs. Southern (11/26/19)	REB	6 vs. Southern (11/26/19)
2 - 3x	AST	2 - twice
4 - 3x	FG	4 - 3x
5 at Butler (11/6/19)	FGA	5 at Butler (11/6/19)
---	3FG	---
---	3FGA	---
4 - twice	FT	4 vs. Southern (11/26/19)
6 vs. Southern (11/26/19)	FTA	6 vs. Southern (11/26/19)
3 at Butler (11/6/19)	STL	3 at Butler (11/6/19)
3 vs. Southern (11/26/19)	BLK	3 vs. Southern (11/26/19)
27 at Butler (11/6/19)	MIN	27 at Butler (11/6/19)

#### GAME-BY-GAME

Opponent	MIN	FG	3FG	FT	O-D-T	PF	A	TO	B	S	PTS
at Butler	27	4-5	0-0	0-0	3-2-5	4	2	2	1	3	8
at Bradley	13	1-1	0-0	0-0	1-2-3	4	0	2	0	0	2
Anderson*	9	0-2	0-0	0-0	0-3-3	2	0	2	0	0	0
at South Fla.*	11	1-2	0-0	0-0	0-2-2	4	0	1	0	1	2
at Loyola*	22	4-4	0-0	0-1	1-3-4	4	1	1	0	0	8
vs. Loyola (Md.)*	13	2-3	0-0	0-0	0-1-1	4	0	0	0	0	4
vs. Southern*	25	2-3	0-0	4-6	1-5-6	2	2	0	3	0	8
Evansville*	18	0-0	0-0	0-0	1-3-4	0	1	0	0	0	0
at Morehead St.*	17	0-3	0-0	0-0	1-1-2	1	0	1	0	0	0
at Ball St.*	10	1-3	0-0	2-2	2-0-2	3	0	1	0	0	4
IU South Bend	8	1-2	0-0	0-0	2-1-3	0	0	0	1	1	2
Purdue FW	7	0-0	0-0	0-0	0-1-1	1	0	0	1	0	0
at Fresno St.	14	0-0	0-0	0-1	0-2-2	4	1	2	1	0	0
Youngstown St.	7	1-1	0-0	0-0	0-1-1	0	0	1	1	0	2
Cleveland St.	11	4-4	0-0	2-2	2-1-3	0	0	0	1	0	10
at Milwaukee	8	1-1	0-0	0-0	0-1-1	1	0	0	0	0	2
at Green Bay	14	2-2	0-0	0-0	0-1-1	1	1	0	0	1	4
Wright St.	17	1-3	0-0	0-0	2-1-3	3	0	2	1	0	2
Northern Ky.	13	2-4	0-0	0-0	0-2-2	1	0	0	0	0	4
UIC	DID NOT PLAY										

at Detroit Mercy
at Oakland
at Cleveland St.
at Youngstown St.
Green Bay
Milwaukee
at Northern Ky.
at Wright St.
at UIC
Oakland
Detroit Mercy
HL 1st Round
HL 2nd Round
HL Semis
HL Finals

\* denotes starter

#### CAREER STATS


Season	GP-GS	MIN-Avg	FG	Pct.	3FG	Pct.	FT	Pct.
2018-19*	12-0	62-5.2	3-6	.500	0-0	.000	5-9	.556
2019-20	19-8	264-13.9	27-43	.628	0-0	.000	8-12	.667
<b>TOTALS</b>	<b>19-8</b>	<b>264-13.9</b>	<b>27-43</b>	<b>.628</b>	<b>0-0</b>	<b>.000</b>	<b>8-12</b>	<b>.667</b>

#### REBOUNDS

Season	O-D-REB-AVG.	PF-DQ	AST	TO	BLK	STL	PTS-PPG
2018-19*	2-11-13-1.1	9-0	6	5	5	1	11-0.9
2019-20	16-33-49-2.6	42-0	8	15	10	6	62-3.3
<b>TOTALS</b>	<b>16-33-49-2.6</b>	<b>42-0</b>	<b>8</b>	<b>15</b>	<b>10</b>	<b>6</b>	<b>62-3.3</b>

\*at Colorado State / TOTALS only reflect IUPUI totals

## PLAYER BIOS



### ELYJAH GOSS

# #32

**Junior | Forward**  
**6-7 | 195**  
**Bolingbrook, Ill.**  
**Plainfield East**

**Birthdate:** April 28, 1998 (age 21)  
**Major:** Sports Management

#### QUICK NOTES

Late bloomer redshirted his first season at IUPUI before taking over a starting role last season and leading the team in rebounding... was an honorable mention All-State selection as a senior at Plainfield (Ill.) East High School after racking up 16 double-doubles and shooting a school record 56 percent from the floor... is the only player in Plainfield East history to average a double-double for a full season.

#### CAREER/SEASON HIGHS

CAREER HIGH	CATEGORY	SEASON HIGH
19 at Milwaukee (1/3/20)	PTS	19 at Milwaukee (1/3/20)
21 vs. IU South Bend (12/10/19)	REB	21 vs. IU South Bend (12/10/19)
3 - 2x	AST	2 - twice
7 - twice	FG	7 - twice
13 at Milwaukee (1/3/20)	FGA	13 at Milwaukee (1/3/20)
2 at Boston College (11/14/18)	3FG	---
3 vs. Eastern Illinois (11/10/18)	3FGA	2 vs. Youngstown State (12/28/19)
6 vs. Cleveland State (1/10/19)	FT	5 - twice
10 vs. Youngstown State (12/28/19)	FTA	10 vs. Youngstown State (12/28/19)
2 - 6x	STL	2 vs. Youngstown State (12/28/19)
6 at Milwaukee (1/3/20)	BLK	6 at Milwaukee (1/3/20)
39 vs. UIC (1/18/20)	MIN	39 vs. UIC (1/18/20)

#### GAME-BY-GAME

Opponent	MIN	FG	3FG	FT	O-D-T	PF	A	TO	B	S	PTS
at Butler*	20	3-8	0-1	0-0	1-2-3	1	0	2	1	1	6
at Bradley*	23	2-5	0-0	0-0	4-4-8	2	1	1	2	0	4
Anderson	14	4-8	0-0	3-5	4-6-10	2	1	2	1	0	11
at South Fla.	21	1-4	0-0	1-2	0-4-4	1	2	1	1	0	3
at Loyola	16	1-5	0-0	0-0	3-2-5	2	1	3	0	0	2
vs. Loyola (Md.)*	31	5-9	0-0	4-6	6-7-13	2	0	3	0	0	14
vs. Southern*	25	5-7	0-0	0-1	2-3-5	3	1	3	1	0	10
Evansville*	28	4-9	0-0	0-2	1-8-9	2	0	1	0	1	8
at Morehead St.*	29	2-6	0-0	0-0	2-15-17	4	1	4	2	0	4
at Ball St.*	27	3-11	0-0	4-6	7-2-9	2	0	2	0	1	10
IU South Bend*	32	7-10	0-0	3-4	7-14-21	3	1	2	4	1	17
Purdue FW*	32	4-8	0-0	0-0	2-9-11	3	0	4	1	1	8
at Fresno St.*	29	2-2	0-0	2-6	2-5-7	2	0	1	0	1	6
Youngstown St.*	36	5-9	0-2	3-10	11-7-18	3	1	0	1	2	13
Cleveland St.*	33	4-6	0-0	0-1	2-9-11	3	1	1	1	0	8
at Milwaukee*	35	7-13	0-0	5-6	6-10-16	1	0	1	6	0	19
at Green Bay*	32	4-9	0-0	5-8	6-11-17	4	1	2	1	0	13
Wright St.*	32	1-3	0-0	1-2	2-12-14	4	2	1	1	1	3
Northern Ky.*	30	0-5	0-0	3-6	7-4-11	1	0	1	0	0	3
UIC*	39	6-7	0-0	4-7	4-11-15	5	1	2	3	0	16

at Detroit Mercy	
at Oakland	
at Cleveland St.	
at Youngstown St.	
Green Bay	
Milwaukee	
at Northern Ky.	
at Wright St.	
at UIC	
Oakland	
Detroit Mercy	
HL 1st Round	
HL 2nd Round	
HL Semis	
HL Finals	

\* denotes starter

#### CAREER STATS

Season	GP-GS	MIN-Avg	FG	Pct.	3FG	Pct.	FT	Pct.
2017-18	30-0	414-13.8	41-93	.441	4-13	.308	22-29	.759
2018-19	31-25	710-22.9	79-150	.527	7-24	.292	46-65	.708
2019-20	20-17	564-28.2	70-144	.486	0-3	.000	38-72	.528
<b>TOTALS</b>	<b>81-42</b>	<b>1688-20.8</b>	<b>190-387</b>	<b>.491</b>	<b>11-40</b>	<b>.275</b>	<b>106-166</b>	<b>.639</b>

#### REBOUNDS

Season	O-D-REB-AVG.	PF-DQ	AST	TO	BLK	STL	PTS-PPG
2017-18	38-68-106-3.5	46-0	12	20	11	12	108-3.6
2018-19	61-135-196-6.3	51-0	23	28	24	19	211-6.8
2019-20	79-145-224-11.2	50-1	14	37	26	9	178-8.9
<b>TOTALS</b>	<b>178-348-526-6.5</b>	<b>147-1</b>	<b>49</b>	<b>85</b>	<b>61</b>	<b>40</b>	<b>497-6.1</b>

## EARLY SIGNING PERIOD



### SADAIDRIENE HALL

**Nickname:** DayDay

**Forward**  
**6-6 | 200**  
**Sulphur Springs, Texas**  
**Sulphur Springs High School**

#### QUICK NOTES

- Second Team All-State and First Team All-District and All-Region honoree as a junior at Sulphur Springs (Texas) High School after averaging 16 points and 12 rebounds per game
- Shot 65 percent from the floor and 80 percent from the free throw line as a junior.
- Helped Sulphur Springs to a 29-9 record, a second straight district title and the program's first-ever state tournament appearance
- Helped Sulphur Springs go 31-6 his sophomore year with a district title
- Owns career-highs of 38 points and 22 rebounds in a game
- Currently ranked No. 32 in the 2020 class in the state of Texas according to TexasBoysBasketball.com
- Rated the No. 35 player in the state of Texas by Rivals.com after climbing more than 70 spots after his play last summer
- Plays AAU for Dallas Showtime and was named to the Second Team All-UA Rise Team after averaging 17.5 points per game and shooting 63.3 percent from the floor
- Helped Dallas Showtime finish atop the UA Rise 17U Division with a 9-1 record
- Also named First Team Prep Hoops Regional All-American and a Second Team Prep Hoops All-American after helping Showtime to a 15-2 mark on the Prep Hoops Circuit
- Academically has maintained a 3.5 grade point average

#### Coach Rimm on Hall:

"DayDay is a very high motor athlete that I believe Jag Nation will embrace. He's one of the most intense high school players I've seen in a very long time. He's an all around proven winner."

## TEAM IMPACT - CAYDEN BARINGER



### CAYDEN BARINGER

**Nickname:** Cay Jax  
**Dream Vacation Destination:** China  
**Favorite Movie:** Matilda  
**Favorite Food:** Cereal  
**Favorite Athlete:** Steph Curry  
**Super Power You'd Love to Have:** Read Minds

#### QUICK NOTES

Through a partnership with Team IMPACT, 9-year old **Cayden Baringer** signed with the IUPUI basketball team on Dec. 19, 2018 at a ceremony at the IUPUI Athletics Offices.

Baringer, a Carmel-native, was diagnosed with Leukodystrophy in 2017. Leukodystrophies are a group of rare, progressive, metabolic, genetic diseases that affect the brain, spinal cord and often the peripheral nerves. Each type of leukodystrophy is caused by a specific gene abnormality that leads to abnormal development or destruction of the white matter (myelin sheath) of the brain.

Cayden, his mother Cara, and brothers Liam and Lucas, will be frequent guests to IUPUI games, practices and team events now that he's officially signed with the program.



## RECORD BOOKS

### Career Records

#### Three Point Field Goals Made

Rk.	3FG	Name	Year(s)
1.	238	Brandon Cole	2002-06
2.	215	Rodney Thomas	1996-00
3.	208	Carlos Knox	1994-98
4.	202	Alex Young	2008-12
5.	196	Gary Patterson	2006-09
<b>6.</b>	<b>192</b>	<b>Jaylen Minnett</b>	<b>2017-pres.</b>
t-7.	186	Leroy Nobles	2007-11
t-7.	186	Akeem Clark	2003-05
9.	132	Sean Esposito	2009-13
10.	128	Greg Wright	1987-90

#### Three Point Field Goals Attempted

Rk.	3FGA	Name	Year(s)
1.	673	Brandon Cole	2002-06
2.	576	Alex Young	2008-12
<b>3.</b>	<b>545</b>	<b>Jaylen Minnett</b>	<b>2017-pres.</b>
4.	499	Carlos Knox	1994-98
5.	490	Akeem Clark	2003-05
6.	468	Leroy Nobles	2007-11
7.	459	Gary Patterson	2006-09
8.	456	Rodney Thomas	1996-00
9.	355	Sean Esposito	2009-13
10.	323	Darell Combs	2015-17

#### Rebounds

Rk.	Reb	Name	Year(s)
1.	769	Don Carlisle	1997-01
t-2.	703	Brandon Cole	2002-06
t-2.	703	Jesse Bingham	1985-89
4.	688	Charles Price	1997-02
5.	668	Alex Young	2008-12
6.	639	Tony Long	1987-91
7.	632	Billy Pettiford	2006-10
8.	623	Eric McKay	1982-85
9.	602	Evan Hall	2014-19
10.	593	Marcellus Barksdale	2011-16
11.	580	Dale Taylor	1975-77
t-12.	568	D.J. McCall	2014-19
t-12.	568	Troy Fitts	1983-87
14.	547	George Hill	2004-08
15.	544	Jon Avery	2006-10
16.	535	Jeff Roach	1985-88
<b>17.</b>	<b>526</b>	<b>Elyjah Goss</b>	<b>2017-pr.</b>

#### Blocked Shots

Rk.	Blk	Name	Year(s)
1.	165	Charles Price	1997-02
2.	118	David Dickey	1994-98
3.	100	Robert Glenn	2008-10
4.	93	Evan Hall	2014-19
5.	89	Alex Young	2008-12
6.	88	Mitch Patton	2010-14
7.	83	Billy Pettiford	2006-10
8.	82	Jon Avery	2006-10
9.	71	Angelo Smith	2005-07
10.	66	Marcellus Barksdale	2011-16
t-11.	64	James Booyer	2003-05
t-11.	64	Don Carlisle	1997-01
t-11.	64	Anthony Winburn	1995-97
--	<b>61</b>	<b>Elyjah Goss</b>	<b>2017-pr.</b>

### Single Season Records

#### Rebound Average

Rk.	RPG	Name	Year
1.	12.48	Dale Taylor	1975-76
<b>2.</b>	<b>11.20</b>	<b>Elyjah Goss</b>	<b>2019-20</b>
3.	9.35	Dale Taylor	1976-77
4.	8.94	Eric McKay	1983-84
5.	8.76	Anthony Winburn	1995-96
6.	8.52	Odell Bradley	2003-04
7.	8.48	Don Carlisle	2000-01
8.	8.25	Tony Long	1990-91
9.	7.95	Jesse Bingham	1988-89
10.	7.89	Michael Boles	1992-93

#### Double-Doubles (D1 era only)

Rk.	DD	Name	Year
1.	12	Odell Bradley	2003-04
2.	10	Josh Murray	2002-03
3.	9	George Hill	2007-08
<b>4.</b>	<b>7</b>	<b>Elyjah Goss</b>	<b>2019-20</b>
t-5.	6	Christian Siakam	2010-11
t-5.	6	Brandon Cole	2004-05

### Single Game Records

#### Rebounds

Rk.	Reb	Name	Date
<b>1.</b>	<b>21</b>	<b>Elyjah Goss vs. IUSB</b>	<b>12-10-2019</b>
2.	20	Michael Boles vs. IUSB	3-7-1993
	20	Austris Purvlicis vs. IPFW	1-18-1975
4.	19	Lyonell Gaines vs. IUN	12-11-2012
<b>5.</b>	<b>18</b>	<b>Elyjah Goss vs. Y'town St.</b>	<b>12-28-2019</b>
	18	Odell Bradley vs. Ball St.	12-20-2003
	18	Rhett Dallas vs. Ind. Tech	1-23-1993
	18	Jesse Bingham vs. Anderson	11-23-1987
	18	Troy Fitts vs. Marian	2-25-1986
<b>10.</b>	<b>17</b>	<b>Elyjah Goss at Green Bay</b>	<b>1-5-2020</b>
	<b>17</b>	<b>Elyjah Goss at Morehead St.</b>	<b>12-4-2019</b>
	17	D.A. Harvey vs. Ind. Tech	11-28-2001
	17	Tony Long vs. S. Indiana	12-10-1989
<b>14.</b>	<b>16</b>	<b>Elyjah Goss at Milwaukee</b>	<b>1-3-2020</b>
	16	D.J. McCall vs. Wright St.	2-3-2019
	16	DavRon Williams vs. ORU	3-8-2015
	16	Robert Glenn vs. Princeton	3-22-2010

#### Blocked Shots

Rk.	Blk	Name	Date
1.	7	John Hester vs. Ind. Tech	1-21-1997
<b>2.</b>	<b>6</b>	<b>Elyjah Goss at Milwaukee</b>	<b>1-3-2020</b>
	6	Charles Price vs. Indiana St.	12-20-2000
	6	Charles Price vs. Wilberforce	11-18-2000
5.	5	16 different times	

*MR: Evan Hall at Youngstown State (2-14-2019)*

#### Three-Point Percentage

Rk.	Pct	Name	Date
1.	100% (6-6)	Todd Schabel vs. Wright St.	2-2-1987
<b>2.</b>	<b>100% (5-5)</b>	<b>Grant Weatherford at Fresno St.</b>	<b>12-20-2019</b>
3.	85.7% (6-7)	Darell Combs vs. Urbana	12-12-2016
	85.7% (6-7)	Darell Combs vs. IPFW	2-27-2016

# LAST FOUR BOX SCORES

## GAME #17 • IUPUI 93, GREEN BAY 78 (GREEN BAY, WISC. - RESCH CENTER)

### IUPUI 93 • 5-12,1-3 Horizon

#	Player	Total		3-Ptr		Rebounds			PF	TP	A TO Blk Stl				Min
		FG-FGA	FG-FGA	FT-FTA	FT-FTA	Off	Def	Tot			A	TO	Blk	Stl	
32	GOSS, Elyjah	f	4-9	0-0	5-8	6	11	17	4	13	1	2	1	0	23
00	MINNETT, Jaylen	g	8-15	6-10	9-9	0	3	3	1	31	6	1	0	1	40
13	WILLIAMS, Isaiah	g	1-2	0-0	0-0	0	4	4	4	2	2	1	0	1	11
14	BURK, Marcus	g	10-21	4-9	3-3	0	6	6	1	27	2	4	0	2	38
23	WEATHERFORD, Grant	g	5-9	3-5	0-0	0	6	6	3	13	2	3	0	0	31
02	JACKSON JR., Jamil	g	0-1	0-1	0-0	0	0	0	1	0	0	0	0	0	3
10	DePERSIA, Mike	g	1-5	1-3	0-0	2	3	5	4	3	8	1	0	1	31
30	TYSON, Zo	g	2-2	0-0	0-0	0	1	1	1	4	1	0	0	1	14
Team						3	0	3							
Totals			31-64	14-28	17-20	11	34	45	19	93	22	12	1	6	200

FG % 1st Half: 18-33	54.5%	2nd half: 13-31	41.9%	Game: 31-64	48.4%	Deadball Rebounds 2
3FG % 1st Half: 8-16	50.0%	2nd half: 6-12	50.0%	Game: 14-28	50.0%	
FT % 1st Half: 9-11	81.8%	2nd half: 8-9	88.9%	Game: 17-20	85.0%	

### Green Bay 78 • 7-10,2-2 Horizon

#	Player	Total		3-Ptr		Rebounds			PF	TP	A TO Blk Stl				Min
		FG-FGA	FG-FGA	FT-FTA	FT-FTA	Off	Def	Tot			A	TO	Blk	Stl	
15	Manny Patterson	f	4-9	0-0	4-5	3	3	6	2	12	1	3	1	0	23
33	Cody Schwartz	f	2-4	1-2	0-0	0	1	1	1	5	1	0	0	0	13
01	Amari Davis	g	4-9	0-0	2-4	1	3	4	1	10	2	1	0	0	29
11	JayQuan McCloud	g	1-11	0-6	2-2	0	3	3	2	4	5	3	0	1	26
22	Kameron Hankerson	g	1-5	0-1	0-0	1	1	2	1	2	0	1	0	0	11
02	Pj Pipes	g	6-12	6-12	0-0	2	6	8	1	18	3	1	0	0	32
04	Jiovanni Miles	g	1-1	1-1	0-0	0	0	0	2	3	0	0	0	0	8
12	Josh McNair	g	4-6	0-0	4-5	2	2	4	1	12	0	1	0	0	13
13	Trevian Bell	g	1-4	0-1	0-0	0	2	2	0	2	3	0	1	0	12
30	Hunter Crist	g	1-4	1-2	2-3	1	0	1	3	5	4	0	0	1	16
34	Will Chevalier	g	2-4	1-2	0-0	0	0	0	2	5	2	1	0	0	17
Team						2	2	4							
Totals			27-69	10-27	14-19	12	23	35	16	78	21	11	2	2	200

FG % 1st Half: 14-34	41.2%	2nd half: 13-35	37.1%	Game: 27-69	39.1%	Deadball Rebounds 1
3FG % 1st Half: 4-11	36.4%	2nd half: 6-16	37.5%	Game: 10-27	37.0%	
FT % 1st Half: 6-10	60.0%	2nd half: 8-9	88.9%	Game: 14-19	73.7%	

Officials: Dan Dorian,Jerry Scherzinger,Steve McJunkins  
Technical fouls: IUPUI-None. Green Bay-None.  
Attendance: 1666

Score by periods	1st	2nd	Total
IUPUI	53	40	93
Green Bay	38	40	78

Last FG - IUPUI 2nd-05:54, GB 2nd-00:27.  
Largest lead - IUPUI by 25 2nd-08:36, GB None.  
IUPUI led for 38:52, GB led for 00:00. Game was tied for 01:08.

Points	In Paint	Off T/O	2nd Chance	Fast Break	Bench
IUPUI	28	18	8	15	7
GB	24	7	16	9	45

Score tied - 1 time.  
Lead changed - 0 times.

## GAME #18 • WRIGHT STATE 84, IUPUI 70 (INDIANAPOLIS - INDIANA FARMERS COLISEUM)

### Wright St. 84 • 15-3,5-0 Horizon

#	Player	Total		3-Ptr		Rebounds			PF	TP	A TO Blk Stl				Min
		FG-FGA	FG-FGA	FT-FTA	FT-FTA	Off	Def	Tot			A	TO	Blk	Stl	
01	Bill Wampler	f	10-11	5-5	1-3	1	4	5	2	26	0	0	0	0	30
11	Loudon Love	c	8-18	0-0	4-9	7	8	15	4	20	1	2	4	1	27
00	Jaylon Hall	c	0-5	0-3	0-0	1	4	5	4	0	2	4	1	1	18
02	Tanner Holden	g	2-6	1-2	5-8	0	7	7	5	10	7	2	2	3	26
31	Cole Gentry	g	2-8	0-3	2-2	2	2	4	1	6	2	0	0	1	32
03	Jordan Ash	g	0-0	0-0	1-4	1	2	3	3	1	3	0	0	0	17
10	Trey Calvin	g	4-11	2-7	0-0	0	3	3	3	10	1	0	0	0	24
20	Andy Neff	g	0-0	0-0	0-0	0	1	1	0	0	0	0	0	0	1
21	Grant Basile	g	0-3	0-0	3-4	1	0	1	3	3	1	1	1	0	13
23	James Manns	g	3-7	1-3	1-2	1	1	2	0	8	1	0	0	0	11
32	TJ Nagy	g	0-0	0-0	0-0	0	0	0	0	0	0	0	0	0	1
Team						2	0	2							
Totals			29-69	9-23	17-32	16	32	48	25	84	18	9	8	6	200

FG % 1st Half: 16-36	44.4%	2nd half: 13-33	39.4%	Game: 29-69	42.0%	Deadball Rebounds 13
3FG % 1st Half: 8-15	53.3%	2nd half: 1-8	12.5%	Game: 9-23	39.1%	
FT % 1st Half: 13-18	72.2%	2nd half: 4-14	28.6%	Game: 17-32	53.1%	

### IUPUI 70 • 5-13,1-4 Horizon

#	Player	Total		3-Ptr		Rebounds			PF	TP	A TO Blk Stl				Min
		FG-FGA	FG-FGA	FT-FTA	FT-FTA	Off	Def	Tot			A	TO	Blk	Stl	
32	GOSS, Elyjah	f	1-3	0-0	1-2	2	12	14	4	3	2	1	1	1	32
00	MINNETT, Jaylen	g	7-17	3-12	7-9	2	2	4	1	24	2	1	0	3	38
13	WILLIAMS, Isaiah	g	0-4	0-2	4-6	0	2	2	4	4	2	1	0	0	20
14	BURK, Marcus	g	4-12	2-5	7-7	0	2	2	5	17	0	2	0	1	30
23	WEATHERFORD, Grant	g	5-12	0-2	2-6	2	3	5	2	12	1	3	0	0	33
01	KEMP, Jakoby	g	0-1	0-0	0-0	0	0	0	1	0	0	0	0	0	2
02	JACKSON JR., Jamil	g	0-2	0-1	0-0	1	0	1	1	0	1	1	0	0	5
10	DePERSIA, Mike	g	0-1	0-1	6-10	1	3	4	1	6	1	1	0	0	19
12	TAYLOR, Marlon	g	1-2	0-0	0-0	1	0	1	0	2	0	0	0	0	1
15	WHITE, Taveion	g	0-0	0-0	0-0	0	0	0	2	0	0	0	0	0	3
30	TYSON, Zo	g	1-3	0-0	0-0	2	1	3	3	2	0	2	1	0	17
Team						2	0	2							
Totals			19-57	5-23	27-40	13	25	38	24	70	9	12	2	5	200

FG % 1st Half: 9-29	31.0%	2nd half: 10-28	35.7%	Game: 19-57	33.3%	Deadball Rebounds 6,1
3FG % 1st Half: 2-12	16.7%	2nd half: 3-11	27.3%	Game: 5-23	21.7%	
FT % 1st Half: 11-15	73.3%	2nd half: 16-25	64.0%	Game: 27-40	67.5%	

Officials: Justin Shamion,Brian Shore,Michael Kitts  
Technical fouls: Wright St.-None. IUPUI-None.  
Attendance: 1142

Score by periods	1st	2nd	Total
Wright St.	53	31	84
IUPUI	31	39	70

Points	In Paint	Off T/O	2nd Chance	Fast Break	Bench
WSU	32	14	12	8	22
IUPUI	22	11	16	12	10

Last FG - WSU 2nd-02:26, IUPUI 2nd-01:03.  
Largest lead - WSU by 26 1st-03:24, IUPUI None.  
WSU led for 38:54, IUPUI led for 00:00. Game was tied for 01:06.

Score tied - 1 time.  
Lead changed - 0 times.

## GAME #19 • NORTHERN KY. 96, IUPUI 71 (INDIANAPOLIS - INDIANA FARMERS COLISEUM)

### Northern Ky. 96 • 12-6,4-2 Horizon

#	Player	Total		3-Ptr		Rebounds			PF	TP	A TO Blk Stl				Min
		FG-FGA	FG-FGA	FT-FTA	FT-FTA	Off	Def	Tot			A	TO	Blk	Stl	
00	Silas Adheke	f	3-4	0-0	0-0	3	2	5	4	6	1	0	1	0	13
11	Jalen Tate	f	4-6	0-0	0-0	1	3	4	4	8	2	3	0	2	22
05	Bryson Langdon	g	4-10	2-6	2-2	1	4	5	0	12	7	0	0	0	34
12	Trevon Faulkner	g	6-9	3-6	0-1	0	6	6	3	15	3	1	0	3	31
15	Tyler Sharpe	g	12-21	4-12	5-6	0	0	0	2	33	3	2	0	2	36
01	Adham Eleeda	g	2-7	2-7	0-0	0	0	0	1	6	0	0	0	0	18
02	Paul Djoko	g	1-1	0-0	0-1	0	0	0	3	2	2	0	0	0	8
03	Tre Cobbs	g	0-0	0-0	0-0	0	1	1	0	0	1	0	0	0	3
04	Adrian Nelson	g	2-3	0-0	2-3	3	7	10	3	6	2	2	0	1	25
14	Karl Harris	g	1-3	1-3	0-0	0	1	1	1	3	1	1	0	0	6
30	Bryant McCaby	g	1-1	1-1	0-0	0	0	0	0	3	0	0	0	0	2
44	David Wassler	g	1-1	0-0	0-0	1	1	2	0	2	0	1	0	0	2
Team						2	3	5							
Totals			37-66	13-35	9-13	11	28	39	21	96	22	10	1	8	200

FG % 1st Half: 17-32	53.1%	2nd half: 20-34	58.8%	Game: 37-66	56.1%	Deadball Rebounds 0
3FG % 1st Half: 3-15	20.0%	2nd half: 10-20	50.0%	Game: 13-35	37.1%	
FT % 1st Half: 5-7	71.4%	2nd half: 4-6	66.7%	Game: 9-13	69.2%	

### IUPUI 71 • 5-14,1-5 Horizon

#	Player	Total		3-Ptr
---	--------	-------	--	-------