



# 2019-2020 IUPUI BASKETBALL GAME NOTES

# IUPUI

## SCHEDULE/RESULTS

(6-16, 2-7 HORIZON)

Date	Opponent	Result/Time
Oct. 23	# Tiffin (ESPN3)	W, 81-77
Nov. 6	at Butler (FS2)	L, 47-80
Nov. 9	at Bradley (ESPN+)	L, 56-90
Nov. 11	Anderson (ESPN3)	W, 72-55
Nov. 13	^ at South Florida (ESPN3)	W, 70-53
Nov. 20	^ at Loyola (Ill.) (NBCSCH+ / ESPN+)	L, 62-85
Nov. 25	^ vs. Loyola (Md.)	L, 77-81
Nov. 26	^ vs. Southern	L, 77-83
Nov. 30	Evansville (ESPN+)	L, 64-70
Dec. 4	at Morehead St. (ESPN+)	L, 51-56
Dec. 7	at Ball St. (ESPN+)	L, 54-102
Dec. 10	IU South Bend (ESPN3)	W, 80-60
Dec. 14	Purdue Fort Wayne (ESPN+)	W, 74-65
Dec. 20	at Fresno St. (Mountain West Net)	L, 64-95
Dec. 28	* Youngstown St.	L, 73-83
Dec. 30	* Cleveland St. (ESPN+)	L, 80-82
Jan. 3	* at Milwaukee (ESPN3)	L, 74-78
Jan. 5	* at Green Bay (ESPN+)	W, 93-78
Jan. 10	* Wright St. (ESPN3)	L, 70-84
Jan. 12	* Northern Ky. (ESPN+)	L, 71-96
Jan. 18	* UIC (ESPN3)	L, 66-75
Jan. 23	* at Detroit Mercy (ESPN+)	L, 64-76
Jan. 25	* at Oakland (ESPN3)	W, 89-85 (ot)
Jan. 30	* at Cleveland St. (ESPN+)	7:00 pm
Feb. 1	* at Youngstown St. (ESPN3)	6:00 pm
Feb. 6	* Green Bay (ESPN+)	11:00 am
Feb. 8	* Milwaukee (ESPN+)	12:00 pm
Feb. 14	* at Northern Ky. (ESPN+)	7:00 pm
Feb. 16	* at Wright St. (ESPN+)	2:00 pm
Feb. 22	* at UIC (ESPN3)	4:12 pm
Feb. 27	* Oakland (ESPN+)	7:00 pm
Feb. 29	* Detroit Mercy (ESPN+)	12:00 pm
Mar. 3	& HL Tourney - 1st rd.	
Mar. 5	& HL Tourney - Quarterfinals	
Mar. 9	& HL Tourney - Semifinals	
Mar. 10	& HL Tourney - Championship	

# denotes exhibition  
 \* denotes Horizon League games  
 ^ part of Cayman Islands Classic  
 (first two games on campus sites / last two at Omaha)  
 & denotes Horizon League Tournament games  
 (quarterfinals on campus sites / semis and finals in Indy)

## MEDIA COVERAGE

**TV:** ESPN+  
**Video Stream:** ESPN+  
**Audio:** none  
**Live Stats:** IUPUIJags.com  
**Twitter:** @IUPUIJaguars / @IUPUIMensBball

## MBB CONTACT

**Ed Holdaway - IUPUI Assistant AD**  
**Email:** eholdawa@iupui.edu  
**Twitter:** @EdHoldaway  
**Cell:** 317-908-2645

'03 NCAA TOURNAMENT, 2010 CBI, 2019 CIT

## IUPUI (6-16, 2-7 HL) at CLEVELAND STATE (8-14, 4-5 HL)

Thursday, January 30, 2020 • 7:00 p.m. • Cleveland, Ohio • Wolstein Center (13,610)




## STAT BREAKDOWN

IUPUI		CSU
69.5 / 77.8	PPG / Opp. PPG	63.4 / 72.0
-8.4	Scoring Margin	-8.6
.414 / .453	FG% / Opp. FG%	.415 / .424
37.0 (-1.4)	RPG (Margin)	34.7 (-1.3)
.339 / .352	3FG% / Opp. 3FG%	.286 / .344
.642	FT%	.677
13.2	Assists/G	11.1
14.5 (-1.8)	TO/G (Margin)	16.2 (-1.8)
315 / 326 / 333	NET / KenPom / BPI	296 / 310 / 327

## SERIES BREAKDOWN

<b>Overall:</b>	4-3
<b>Rimm vs. CSU:</b>	0-0
<b>in Cleveland:</b>	1-2
<b>at IUPUI:</b>	3-1
<b>neutral:</b>	0-0
<b>Last Meeting:</b>	Dec. 30, 2019
<b>Outcome:</b>	Cleveland St. 82, IUPUI 80 (Indianapolis)
<b>Streak:</b>	CSU has won 2

## THE JAGUARS



### PROBABLE STARTERS

No.	Name	Yr.	Pos.	Ht.	Hometown	PPG	RPG	APG	FG%	3FG%	FT%
0	Jaylen Minnett	Jr.	G	6-1	Terre Haute, Ind.	16.0	3.4	3.5	.374	.364	.823
14	Marcus Burk	Jr.	G	6-3	Indianapolis, Ind.	20.1	3.4	1.8	.441	.401	.767
23	Grant Weatherford	Jr.	G	6-2	Cicero, Ind.	8.4	5.0	2.5	.427	.333	.614
11	Brandon Kenyon	So.	F	6-10	Caledonia, Ontario	2.1	1.0	0.1	.412	.286	.778
32	Elyjah Goss	Jr.	F	6-7	Bolingbrook, Ill.	8.9	11.5	0.8	.494	.000	.520

### OFF THE BENCH

1	Jakoby Kemp	Jr.	F	6-8	Layton, Utah	0.9	0.9	0.1	.231	.000	---
2	Jamil Jackson Jr.	Jr.	G/F	6-6	Minneapolis, Minn.	3.5	1.3	0.5	.264	.184	.682
10	Mike DePersia	Fr.	G	5-11	Cherry Hill, N.J.	2.5	2.4	2.5	.302	.074	.516
12	Marlon Taylor	R-Fr.	G/F	6-5	South Bend, Ind.	0.3	0.4	0.1	.333	---	---
13	Isaiah Williams	Jr.	G/F	6-8	Dayton, Ohio	8.0	4.4	1.3	.419	.364	.538
15	Taveion White	Fr.	F	6-7	Prosper, Texas	0.0	0.5	0.0	.000	---	---
20	Sawyer Stoltz	Fr.	F	6-9	Huntington, Ind.	0.0	0.5	0.0	.000	---	---
30	Zo Tyson	Gr.	F	6-9	Fayetteville, N.C.	3.2	2.7	0.4	.609	---	.667

## QUICK HITTERS

- Both **Jaylen Minnett** (7th - 72 total) and **Marcus Burk** (13th - 67 total) rank among the nation's elite in total 3s made. The duo is tops nationally for combined 3s made (139), five ahead of the Syracuse tandem of Buddy Boeheim and Elijah Hughes (134). Minnett owns the nation's second-longest active streak for games with a three made, having connected for at least one in 58 straight games, dating back to the end of his freshman campaign.
- Junior **Elyjah Goss** has emerged as a monster on the glass, including grabbing a school record 21 rebounds against IU South Bend on Dec. 10, surpassing the previous mark by a single board. Goss ranks No. 6 nationally at 11.5 rebounds per game and third nationally in total rebounds (254). He has led IUPUI in rebounding in 19 of 22 games, including 15-in-a-row entering today's contest. In league play, he's averaging a league best 14.7 per game.
- Junior **Marcus Burk** tallied his 1,000th collegiate point in the first half of the Jaguars' win over Purdue Fort Wayne. Burk tallied 776 in his two seasons at Campbell and has 443 this season, giving him 1,219 career points. Burk was recently named the Horizon League Nike Player of the Week after averaging 32.0 points, 6.5 rebounds and 3.0 assists per game, including a career-high 39 points (12-24 FG, 8-15 3's, 7-10 FT) in the overtime win at Oakland on Saturday (Jan. 25).
- Junior **Jaylen Minnett** is bearing down on 1,000 career points in his IUPUI career, having totaled 959 entering today's game. Minnett is on pace to become the 24th player in IUPUI history to amass 1,000 career points and would be the 16th to do so in three seasons or less.
- IUPUI is coming off a 16-17 campaign, having made the program's third postseason berth during the Division I era by earning a spot in the 2019 College Insider Tournament. The Jaguars' 16 wins were the program's most since going 19-14 in the 2010-11 in head coach Ron Hunter's final season at IUPUI.
- Head Coach **Byron Rimm II** took over on an interim basis earlier this year, replacing Jason Gardner, who spent five years at the helm of the program. Rimm boasts 14 years of head coaching experience, including 10 years at Prairie View A&M from 2006-2016 as he racked up 115 victories and is the program's all-time winningest head coach. He originally joined the Jaguars' staff just prior to last season as IUPUI's Associate Head Coach.
- IUPUI has players from nine different states/provinces this season, with five hailing from the Hoosier State. All total, IUPUI has players this year from Indiana, Illinois, Minnesota, New Jersey, North Carolina, Ohio, Ontario, Texas and Utah.

## 2019-2020 ROSTER

### NUMERIC ROSTER

##	Name	Pos.	Ht.	Wt.	Yr.	Hometown/High School (Previous)
0	Jaylen Minnett	G	6-1	180	Jr.	Terre Haute, Ind./Terre Haute South
1	Jakoby Kemp	F	6-8	190	Jr.	Layton, Utah/Layton (Salt Lake C.C.)
2	Jamil Jackson Jr.	G/F	6-6	190	Jr.	Minneapolis, Minn./Minneapolis North (Southern Utah)
10	Mike DePersia	G	5-11	170	Fr.	Cherry Hill, N.J./Haddonfield Memorial
11	Brandon Kenyon	F/C	6-10	225	So.	Caledonia, Ontario/RISE Prep
12	Marlon Taylor	G/F	6-5	220	R-Fr.	South Bend, Ind./Riley (Indiana State)
13	Isaiah Williams	G/F	6-8	225	Jr.	Dayton, Ohio/Stivers School for the Arts (Pensacola St.)
14	Marcus Burk	G	6-3	205	Jr.	Indianapolis, Ind./Franklin Central
15	Taveion White	F	6-7	190	Fr.	Prosper, Texas/PHS Academy
20	Sawyer Stoltz	F	6-9	200	Fr.	Huntington, Ind./Huntington North
23	Grant Weatherford	G	6-2	195	Jr.	Cicero, Ind./Hamilton Heights (Midland College)
30	Zo Tyson	F	6-9	195	Gr.	Fayetteville, N.C./Trinity Christian (Colorado State)
32	Elyjah Goss	F	6-7	195	Jr.	Bolingbrook, Ill./Plainfield East

### ROSTER BREAKDOWNS

#### BY CLASS-

**Freshmen:** 4  
**Juniors:** 7

**Sophomores:** 1  
**Seniors:** 1

#### BY PRIMARY POSITION-

**Guards:** 7  
**Centers:** 0

**Forwards:** 6

#### BY HOME STATE-

**Indiana:** 5  
**Minnesota:** 1  
**North Carolina:** 1  
**Ontario:** 1  
**Utah:** 1

**Illinois:** 1  
**New Jersey:** 1  
**Ohio:** 1  
**Texas:** 1

### PRONUNCIATION GUIDE

**ELYJAH** Goss

(same as Elijah)

Jaylen **MINNETT**

(min-**NET**)

**TAVEION** White

(**TAY**-vee-on)


## RADIO / TV ROSTER



**#0 - JAYLEN MINNETT**  
6-1 // Jr. // G  
Terre Haute, Ind.  
*Sports Management*




**#1 - JAKOBY KEMP**  
6-8 // Jr. // F  
Layton, Utah  
*General Studies*




**#2 - JAMIL JACKSON JR.**  
6-6 // Jr. // G/F  
Minneapolis, Minn.  
*General Studies*




**#10 - MIKE DePERSIA**  
5-10 // Fr. // G  
Haddonfield, N.J.  
*Biomedical Engineering*




**#11 - BRANDON KENYON**  
6-10 // Soph. // F/C  
Caledonia, Ontario  
*Criminal Justice*



**#12 - MARLON TAYLOR**  
6-5 // R-Fr. // G/F  
South Bend, Ind.  
*Pre-Engineering*




**#13 - ISAIAH WILLIAMS**  
6-8 // Jr. // G/F  
Dayton, Ohio  
*General Studies*




**#14 - MARCUS BURK**  
6-3 // Jr. // G  
Indianapolis, Ind.  
*General Studies*



**#15 - TAVEION WHITE**  
6-7 // Fr. // F  
Prosper, Texas  
*Business*



**#20 - SAWYER STOLTZ**  
6-9 // Fr. // F  
Huntington, Ind.  
*Biology*



**#23 - GRANT WEATHERFORD**  
6-2 // Jr. // G  
Cicero, Ind.  
*General Studies*



**#30 - ZO TYSON**  
6-9 // Gr. // F  
Fayetteville, N.C.  
*Sports Journalism*

**Interim Head Coach:** Byron Rimm II, 1st season (2nd year at IUPUI)

**Assistant Coach:** Matt Dunn, 2nd season


**Assistant Coach:** Isaac Loechle, 2nd season

**Assistant Coach:** Brian Burton, 1st season

**Director of Operations:** Aaron Evans, 1st season

**Strength & Conditioning Coach:** Jason Quarles, 6th season

**Athletic Trainer:** Joseph Medel, 1st season



**#32 - ELYJAH GOSS**  
6-7 // Jr. // F  
Bolingbrook, Ill.  
*Sports Management*



## POLLS

### ASSOCIATED PRESS

Week 13 - Jan. 27

Rank	Team (1st)
1.	Baylor (44)
2.	Gonzaga (19)
3.	Kansas (1)
4.	San Diego State
5.	Florida State
6.	Louisville
7.	Dayton
8.	Villanova
9.	Duke
10.	Seton Hall
11.	Oregon
12.	West Virginia
13.	Kentucky
14.	Michigan State
15.	Maryland
16.	<b>Butler</b>
17.	Auburn
18.	Iowa
19.	Illinois
20.	Colorado
21.	Houston
22.	LSU
23.	Wichita State
24.	Penn State
25.	Rutgers

### COACHES

Week 13 - Jan. 27

Rank	Team (1st)
1.	Baylor (15)
2.	Gonzaga (17)
3.	Kansas
4.	San Diego State
5.	Louisville
6.	Florida State
7.	Dayton
8.	Duke
9.	Seton Hall
10.	Villanova
11.	West Virginia
12.	Oregon
13.	Kentucky
14.	Michigan State
15.	Maryland
16.	Auburn
17.	<b>Butler</b>
18.	Iowa
19.	Illinois
20.	Houston
21.	Colorado
22.	Wichita State
23.	Penn State
24.	LSU
25.	Rutgers

## MID-MAJOR TOP 25

January 27

Rk	Team (1st)	Record	Pts.	Prev.	Conf.
1.	Gonzaga (31)	21-1	775	1	West Coast
2.	Saint Mary's	18-4	702	5	West Coast
3.	Yale	14-4	696	4	Ivy League
4.	ETSU	18-3	665	6	Southern
5.	Northern Iowa	17-3	664	3	Missouri Valley
6.	UNCG	16-5	572	7	Southern
7.	Liberty	19-3	568	2	ASUN
8.	Furman	17-5	559	8	Southern
9.	Stephen F. Austin	17-3	500	9	Southland
10.	<b>Wright State</b>	<b>18-4</b>	<b>471</b>	<b>10</b>	<b>Horizon</b>
11.	Harvard	13-4	449	13	Ivy League
12.	Akron	16-4	447	16	Mid-American
13.	BYU	15-7	377	11	West Coast
14.	New Mexico State	15-6	315	18	Western Athletic
15.	Colgate	16-5	298	17	Patriot
16.	Kent State	14-6	262	12	Mid-American
17.	Santa Clara	17-5	253	14	West Coast
18.	Bowling Green	15-5	242	21	Mid-American
19.	Murray State	15-5	229	24	Ohio Valley
20.	Vermont	15-6	194	25	America East
21.	Austin Peay	14-7	188	NR	Ohio Valley
22.	San Francisco	15-7	95	19	West Coast
23.	William & Mary	15-7	93	22	Colonial
24.	Winthrop	14-7	61	NR	Big South
25.	Little Rock	15-7	55	NR	Sun Belt

## HORIZON LEAGUE PRESEASON POLLS

### Pl. School (1st-place) - Votes

1.	Wright State (28) - 350
2.	Northern Kentucky (5) - 295
3.	UIC (1) - 280
4.	Oakland (1) - 229
5.	Green Bay - 207
6.	Youngstown State - 186
7.	Milwaukee - 146
8.	Detroit Mercy - 133
9.	<b>IUPUI - 92</b>
10.	Cleveland State (1) - 62

**Preseason POTY:** Antoine Davis, Detroit Mercy

### First Team (alphabetical order by school)

Antoine Davis, Detroit Mercy  
Jalen Tate, Northern Kentucky  
Xavier Hill-Mais, Oakland  
Tarkus Ferguson, UIC  
Loudon Love, Wright State

### Second Team (alphabetical order by school)

JayQuan McCloud, Green Bay  
Tyler Sharpe, Northern Kentucky  
Marcus Ottey, UIC  
Bill Wampler, Wright State  
Darius Quisenberry, Youngstown State

## HORIZON LEAGUE

### HORIZON LEAGUE STANDINGS

through games on Jan. 27

Team	Overall (Pct.)	HL (Pct.)
Wright State .....	18-4 (.818)	8-1 (.889)
Northern Ky.....	14-7 (.667)	6-3 (.667)
Youngstown State.....	12-10 (.545)	5-4 (.556)
Milwaukee.....	10-11 (.476)	5-4 (.556)
Green Bay.....	10-12 (.455)	5-4 (.556)
UIC .....	9-13 (.409)	4-5 (.444)
Cleveland State.....	8-14 (.364)	4-5 (.444)
Detroit Mercy .....	6-16 (.273)	4-5 (.444)
Oakland .....	7-15 (.318)	2-7 (.222)
<b>IUPUI .....</b>	<b>6-16 (.273)</b>	<b>2-7 (.222)</b>

### HORIZON LEAGUE SCHEDULE

Date	Game	Time
1/30	*IUPUI at Cleveland St.	7pm
	*UIC at Youngstown St.	7pm
1/31	*Oakland at Detroit Mercy	tba
	*Northern Ky. at Green Bay	tba
	*Wright St. at Milwaukee	8pm
2/1	*UIC at Cleveland St.	3pm
	*IUPUI at Youngstown St.	6pm
2/2	*Northern Ky. at Milwaukee	2pm
	*Wright St. at Green Bay	2pm
2/6	*Green Bay at IUPUI	11am
	*Detroit Mercy at Wright St.	7pm
	*Oakland at Northern Ky.	7pm
	*Milwaukee at UIC	8pm
2/8	*Milwaukee at IUPUI	12pm
	*Green Bay at UIC	4pm
	*Cleveland St. at Youngstown St.	6pm
	*Detroit Mercy at Northern Ky.	7pm
	*Oakland at Wright St.	7pm
2/13	*Cleveland St. at Oakland	7pm
	*Youngstown St. at Detroit Mercy	7pm
2/14	*IUPUI at Northern Ky.	7pm
	*UIC at Wright St.	9pm
2/15	*Cleveland St. at Detroit Mercy	1pm
	*Youngstown St. at Oakland	3pm
	*Green Bay at Milwaukee	7pm
2/16	*UIC at Northern Ky.	2pm
	*IUPUI at Wright St.	2pm
2/20	*Wright St. at Youngstown St.	7pm
	*Northern Ky. at Cleveland St.	7pm
2/21	*Green Bay at Detroit Mercy	7pm
	*Milwaukee at Oakland	8pm
2/22	*Northern Ky. at Youngstown St.	2pm
	*Wright St. at Cleveland St.	3pm
	*IUPUI at UIC	4:12pm
2/23	*Milwaukee at Detroit Mercy	1pm
	*Green Bay at Oakland	3pm

### IUPUI IN HORIZON LEAGUE STATS

through games on Jan. 28 [denotes NCAA ranking]

Category	HL [Nat Rk.]	Stat
Scoring .....	6th .....	69.5 ppg
Scoring Defense.....	9th .....	77.8 ppg
Scoring Margin.....	9th .....	-8.4 ppg
Rebounding Margin .....	9th .....	-1.4 rpg
Field Goal % .....	8th .....	41.4%
3Pt Field Goal % .....	4th .....	33.9%
Free Throw % .....	10th .....	64.2%
Assists .....	6th .....	13.2 apg
Turnovers.....	8th .....	14.6 to/g
Turnover Margin.....	t-8th .....	-1.77 to/g
Assist/TO Ratio .....	6th .....	0.91 a/to
Blocked Shots.....	7th .....	2.73 bpg
Steals .....	5th .....	6.59 spg
Offensive Rebounds.....	4th .....	11.6 rpg
Defensive Rebounds....	7th .....	25.4 rpg
Home Attendance.....	10th .....	1,099/gm
<b>Category</b>	<b>Rank</b>	<b>Stat</b>
<b>Scoring</b>		
Burk	2nd	20.1 ppg
Minnett	5th	16.0 ppg
<b>Rebounding</b>		
Goss	1st	11.6 rpg
Weatherford	t-18th	5.1 rpg
<b>FG Percentage</b>		
Burk	4th	44.1%
Minnett	8th	37.4%
<b>Assists</b>		
Minnett	8th	3.5 apg
DePersia	t-13th	2.6 apg
Weatherford	t-13th	2.6 apg
<b>FT Percentage</b>		
Burk	9th	76.7%
<b>Steals</b>		
Burk	10th	1.36 spg
Minnett	t-11th	1.32 spg
Weatherford	t-14th	1.23 spg
<b>3FG Percentage</b>		
Burk	1st	40.1%
Minnett	2nd	36.4%
<b>3FG Made</b>		
Minnett	2nd	3.27/game
Burk	3rd	3.05/game
<b>Blocked Shots</b>		
Goss	3rd	1.32 bpg
<b>Assist-to-Turnover Ratio</b>		
Minnett	4th	1.43 a/to
<b>Offensive Rebounds</b>		
Goss	2nd	3.95 rpg
<b>Defensive Rebounds</b>		
Goss	1st	7.59 rpg
<b>Minutes</b>		
Minnett	4th	34.75 mpg
Burk	5th	33.71 mpg
Weatherford	7th	33.50 mpg
<b>20-Point Games</b>		
Burk	2nd	11 total
Minnett	t-11th	4 total
<b>Double Digit Rebound Games</b>		
Goss	1st	14 total
<b>Double-Doubles</b>		
Goss	t-1st	8 total

## SEEING 30-30

The IUPUI duo of Marcus Burk and Jaylen Minnett pulled off a rare feat in the Jaguars' win at Oakland on Saturday (Jan. 25), each tallying more than 30 points. Burk hit for a career-high 39 points (12-24 FG, 8-15 3's, 7-10 FT) and Minnett just missed his career-high with 30 points (10-24 FG, 6-14 3's, 4-5 FT). The feat has only been achieved by one another Division I team this season as Austin Peay's Terry Taylor and Jordyn Adams both scored 37 points in the Gobs' win over Tennessee State on Jan. 23.

It marked the first time in the program's Division I era (1998-present) that two IUPUI players tallied 30 or better in the same game.

## BURK HONORED

Not unexpectedly, Burk earned his second Nike #HLMBB Player of the Week award on Monday after averaging 32 points, 6.5 rebounds and 3 assists per game and connecting on 13 threes in two contests last week. Burk's 39 points at Oakland were the most by a Horizon League player this season and it came on the heels of his first career double-double at Detroit Mercy on Thursday, when he totaled 25 points and 10 boards.

## DUELING DOUBLE-DUBS

Two IUPUI players, Marcus Burk (25 pts, 10 reb) and Elijah Goss (15 pts, 12 reb), had double-doubles last Thursday night (Jan. 23) in the loss at Detroit Mercy. It marked the first time two IUPUI players had a double-double in the same game since Jan. 2, 2014 when Donovan Gibbs (32 pts, 11 reb) and Khufu Najee (11 pts, 11 reb) both had double-doubles in a win over Judson.

## OTHER OAKLAND TIDBITS

While Burk and Minnett's combined 69 points stole the show at Oakland on Saturday, it was far from the only storyline to come from the Jaguars' first win in Rochester since 2006. The win snapped the Jaguars' current four-game skid and stopped a streak of nine straight road losses at OU. Below are a couple other tidbits to fall from last Saturday's road win.

-Sophomore Brandon Kenyon was awarded his first career start and responded with 7 points (2-4 FG, 1-2 3's, 2-2 FT) in a career-high 20 minutes of action. However, it was his layup with 22 seconds left that pushed IUPUI's lead to 86-82 that made it a two possession game and helped seal the victory.

-Junior Grant Weatherford had seven points, four assists and a career-high 13 rebounds while Elijah Goss grabbed 18 rebounds. The Jags outrebounded Oakland 54-38 as the +16 margin was IUPUI's second-highest of the season.

-IUPUI's 15 made threes tied for the third-highest single-game total in the program's Division I era. The Jags made 19-of-39 against Southern Utah on Jan. 31, 2008 and 17-of-29 at home against Urbana on Dec. 12, 2016.

IUPUI also made 15 inside Oakland's O'rena on Feb. 26, 2005 in a 94-89 overtime loss in which it made 15-of-32 attempts.

-IUPUI was whistled for 23 personal fouls, resulting in 31 OU free throw attempts - the second most by an IUPUI opponent this season. Oakland outscored IUPUI at the free throw line, 24-14 on Saturday.

## BETTER THAN ALL THE REST

IUPUI's early season win at South Florida (70-53 on Nov. 13) was widely considered the best non-conference victory by a Horizon League team this season. The Jags entered play as a 17-point underdog before defeating the AAC foe by 17 points. In addition, it was IUPUI's first-ever victory over an AAC opponent in program history.

## AT THE TURN

At the midpoint of Horizon League play, here are some key numbers in regards to the Jaguars through nine games.

-Offensively, IUPUI is ranked third in the league in scoring at 75.6 points per game, but yielding a league-worst 81.9 points per game. Foes are shooting 44.9 percent against the Jags and a league-best 38.5 percent from three-point range and averaging 9.9 made threes per game.

-Burk leads the league in scoring at 22.3 points per game while Minnett is third at 19.6 points per game. Minnett leads the league in threes made (3.78/game) and Burk is third at 2.89/game. Goss leads the league in rebounding at 14.7 rebounds per game and with five double-doubles.

-Freshman Mike DePersia has 32 assists against just 11 turnovers in league games and is second in the league with a 2.91 assist-to-turnover ratio. As a team, IUPUI has 143 assists against 120 turnovers (1.19 a/to).

-IUPUI has yielded 160 free throw attempts, ranking ninth in the league in fewest attempts allowed.

-Four IUPUI players - Minnett (2nd - 37.1), Burk (4th - 36.8), Weatherford (5th - 35.9) and Goss (12th - 34.1) - rank among the league's top 12 in minutes played since the start of league play.

## THE BEST ABILITY...

...is availability. IUPUI players have struggled to stay healthy and available this season as only five players - Burk, Minnett, DePersia, Goss and Weatherford - have played all 22 games. Redshirt freshman Marlon Taylor is the only other IUPUI player who has been available for all 22 games.

## MR. 1,000

Junior Marcus Burk netted his **1,000 collegiate point** in the Dec. 14 win over Purdue Fort Wayne with a three-point play at the 12:57 mark of the first half. Burk,

an Indianapolis-native, tallied 776 in two seasons at Campbell and now has 443 this season, giving him 1,219 in his collegiate career.

Here are some more tidbits on Burk:

-Burk has been IUPUI's top offensive player all season, ranking No. 2 in the Horizon League in scoring (20.1 ppg) and third in the league in threes made (3.05/grm). He also ranks tops in the league in three-point percentage at 40.1 percent.

-Burk has two 30-point games this season, including 39 at Oakland (12-24 FG, 8-15 3's, 7-10 FT) on Jan. 25.

-While Burk is averaging just over 20 points per game, no IUPUI player has averaged 20 points per game for an entire season since Alex Young averaged 20.4 points per game in 2011-12. Only three players - Odell Bradley (23.1, 2003-04), George Hill (21.5, 2007-08) and Young (20.4, 2011-12) - have averaged better than 20 points per game during the Jaguars' Division I era.

## NEXT TO A GRAND

Junior Jaylen Minnett is knocking on the door of becoming the 24th player in program history to achieve 1,000 career points in an IUPUI uniform. Minnett enters today's game with 959 career points and would be the 16th player to achieve the mark in three seasons or less, should he hit for 1,000 by season's end.

He's recently moved into fifth on the program's all-time list in threes made:

1.) Brandon Cole	238	2002-06
2.) Rodney Thomas	215	1996-00
3.) Carlos Knox	208	1994-98
4.) Alex Young	202	2008-12
<b>5.) Jaylen Minnett</b>	<b>201</b>	<b>2017-pres.</b>

Some other tidbits on Minnett include:

-He currently owns the nation's **second-longest streak** of consecutive games with at least one made three at 58 games... Minnett made at least one trey in all 33 games last season and the final three games of the 2017-18 season... the last time Minnett went without a three in a game was against Oakland on Feb. 19, 2018 when he was held without a triple in 14 minutes.

Here's the list of the longest streaks of threes made in NCAA Division I history:

1.) Cory Bradford (Illinois)	ended Feb. 10, 2001	88 straight games / B10 record
2.) Wally Lancaster (Va. Tech)	ended 1989	73 straight games / ACC record
<b>3.) Mack Smith (Eastern Ill.)</b>	<b>active streak</b>	<b>69 straight games / OVC record</b>
4.) Marshall Henderson (Ole Miss)	ended 2014	66 straight games / SEC record
5.) Justin Jaworski (Lafayette)	ended 2020	64 straight games / Patriot record
t-6.) Fletcher Magee (Wofford)	ended 2018	60 straight games / SoCon record
t-6.) Pat Bradley (Arkansas)	ended 1998	60 straight games
t-8.) Tyler Hall (Montana St.)	ended 2017	59 straight games
t-8.) John Lucas III (Oklahoma St.)	ended 2005	59 straight games / Big 12 record
t-8.) John Jenkins (Vanderbilt)	ended 2012	59 straight games
<b>11.) Jaylen Minnett (IUPUI)</b>	<b>active streak</b>	<b>58 straight games / HL record</b>
<b>-- Cameron Healy (Albany)</b>	<b>active streak</b>	<b>53 straight games</b>
<b>-- Antoine Davis (Detroit)</b>	<b>active streak</b>	<b>51 straight games</b>

-Minnett's 78 3's made last season was the 7th-highest single-season total in IUPUI history.

-His 7.1 ppg scoring average as a freshman in 2017-18 was the highest by an IUPUI rookie since Alex Young average 10.8 points per game in 2008-09.

-His 51 made 3's in 2017-18 were the most by an IUPUI freshman in the program's Division I era (1998-present).

## MR. WINDEX

Junior Elijah Goss currently **leads the Horizon League** and ranks No. 6 nationally in rebounding at 11.5 per contest, more than a full rebound ahead of second place Naz Bohannon (YSU). He owns five of the seven highest single-game totals in the Horizon League this season, including grabbing a school record 21 against IUSB (Dec. 10), 18 against Youngstown State (Dec. 28) and at Oakland (Jan. 25) and 17 rebounds twice. His 21 boards against IUSB is tied for the fourth-highest single-game total in NCAA Division I this season.

All total, Goss has led the Jaguars in rebounds in 19 of the team's 22 games.

Five games into this season, he was averaging 6.0 rebounds per game, but has since grabbed at least 10 boards in 13 of the Jaguars' 17 games.

In league play, Goss leads the league in rebounding (14.7 rpg) and has five double-doubles in nine games and grabbed double-digit boards in every league contest.

Goss now has 11 career double-doubles and has led the Jags in rebounding in each of the past 15 games.

## SPLASH BROTHERS

IUPUI's version of the Splash Brothers - Marcus Burk and Jaylen Minnett - is on pace to reach unprecedented heights.

Burk leads the league in percentage (40.1%) and is third in threes made at 3.05/game. Minnett is second in threes made (3.27/game) and three-point percentage (36.4%). By hitting a combined 6.32 threes/game, the duo is tops in the league and **leads the country with 139 combined makes**.

Burk is fifth among active juniors (37th among all players) in college basketball with 225 career treys and Minnett is 10th on that list (67th overall) with 201 makes.

## TOP GUNS

Burk and Minnett are accounting for the bulk of the Jaguars' offense, having taken 51 percent of the team's field goal attempts (668 of 1317) and 73 percent of the team's three-point attempts (365 of 498). In addition, the duo has accounted for more than half (794 of 1528) of the team's total points.

## STORY TELLER

In IUPUI's six wins this season, the Jags have held opponents to 37 percent shooting overall and 28 percent from three-point range while making 7.7 threes per game.

In the Jaguars' 16 losses, foes have shot 48.7 percent overall and 38.2 percent from beyond the arc while making 9.4 threes per game. Eight of the 16 opponents to have beaten the Jags have shot 50 percent or better from the floor.

## BASKETBALL CENTRAL

IUPUI will be a big part of the center of the college basketball universe this March as the 2020 Horizon League Championships will be played at the Indiana Farmers Coliseum on Mar. 9-10 and the department will later serve as institutional co-host of an NCAA Men's Basketball Regional at Lucas Oil Stadium on Mar. 26-28, alongside the Horizon League and Indiana Sports Corporation.

Both the men's and women's Horizon League Semifinals (Mar. 9) and Championship games (Mar. 10) will be played at Indiana Farmers Coliseum as 2020 marks the first of a three-year rotation.



## NEWS, NOTES & STORYLINES (CONT.)

### FREEBIES

IUPUI enters play ranked 325th of 350 teams in free throw percentage at 64.2 percent, which is on pace to be the lowest mark in the program's Division I era. The current low mark was a 65.4 percentage for the 2008-09 season. The lowest single-season mark on record in program history was a 62.7 percentage in the 1976-77 campaign.

### ...HOWEVER

Since the Dec. 28 Youngstown State loss in which IUPUI made just 12-of-28 (42.9 percent) at the foul line, IUPUI has been efficient at the stripe. Since then, IUPUI is a combined 128-of-177 (72.3 percent) in the last seven games.

### FULL 40

Junior Jaylen Minnett's 40-minute effort at Green Bay on Jan. 5 was the first full 40 posted by an IUPUI player in a non-overtime game since Marcellus Barksdale played all 40 minutes at Western Illinois on Mar. 1, 2014.

### STARTERS DOING IT ALL

Head coach Byron Rimm has shown a reluctance to delve too deeply into his bench as IUPUI reserves accounted for just 10.5 points per game this season. IUPUI is getting just 15 percent of its points from reserves and has had 10 games in which the bench has provided fewer than 10 points. The Jags' bench has scored a season-high 19 points on three different occasions.

### GRADE CHECKS

Six different Jaguars posted a grade point average of 3.0 or better during the fall - Mike DePersia, Elyjah Goss, Brandon Kenyon, Sawyer Stoltz, Grant Weatherford and Taveion White. Weatherford, who is pursuing his Master's degree in Organizational Leadership, had the team's top GPA for the fall at 3.67. Kenyon and Weatherford were recently named to the Horizon League's Academic Honor Roll for the fall semester.

### LARGE CLASS

IUPUI entered the season with an eight-man junior class eligibility wise, tying for the eighth largest class in all of college basketball. Below are the lists of largest classes.

- 11 total: Navy (freshman class), Utah (freshman class)
- 10 total: Air Force (freshman class), TCU (freshman class)
- 9 total: Colorado (jr. class), CSU Bakersfield (jr. class), Middle Tenn. (jr. class)
- 8 total: Idaho (jr. class), IUPUI (jr. class)

### FAMILY TIES

-DePersia comes from a notable basketball family in the state of New Jersey and he and his brothers - twins Rob and Nick - are one of just four sets of siblings in NJ high school basketball history to have all scored 1,000 points in their high school careers. DePersia led his Haddonfield squad to back-to-back state titles his junior and senior seasons. His two brothers went on to play collegiately at Rowan University and were named the Albert Carino Boys Basketball Club of South Jersey Small College Players of the Year last April while playing for former Penn State standout Joe Crispin. Rob recently joined the Villanova program as a graduate assistant.

-Kemp's older brother is a WR with the Kansas City Chiefs, Marcus Kemp. Kemp played at the University of Hawaii and is now in his second season with the Chiefs, having joined the team as an undrafted free agent in 2017.

### PRO NOTES

In addition to the success that former IUPUI Jaguar George Hill is continuing to have in his 12th NBA season, IUPUI presently has seven former players playing professionally all over the world.

George Hill / Milwaukee Bucks (NBA); Darell Combs / Mgzavrebi (Georgia Superleague); Alex Young / Al Ahly (Egyptian Superleague); Ahmed Ismail / Al Ahly (Egyptian Superleague); D.J. McCall / Fort Wayne Mad Ants (G-League); Robert Glenn / H.Galilee (Israeli National League); Maurice Kirby / Shoot it Dragon (Thailand TBL)

### AT THE HORN

Winning games at the horn has been a staple of recent IUPUI squads. In the past five seasons, IUPUI has won five games in the closing seconds, including three as time expired:

- P.J. Boutte - 15' floater at the horn vs. Ball State (71-69 / Nov. 22, 2014)
- Marcellus Barksdale - layup at the horn at IPFW (84-82 / Jan. 23, 2016)
- Jordan Pickett - wing 3 with :02 vs. NDSU (73-72 / Jan. 31, 2016)
- Darell Combs - wing J with :01.5 vs. SDSU (85-83 / Jan. 18, 2017)
- Evan Hall - layup at the horn vs. Milwaukee (72-71 / Jan. 10, 2018)

### 21 UP

Last February, Hall of Famer Matt Crenshaw became just the 3rd player in school history to have his jersey retired, joining #34 Carlos Knox and #3 George Hill, in the rafters.

Crenshaw finished as the program's all-time leader in assists and hit the game-winning shot in the 2003 Mid-Continent Conference Tournament to send IUPUI to the NCAA Tournament. He later played overseas and returned to IUPUI as a longtime member of the coaching staff before joining the Ball State coaching staff just prior to the start of last season.

Hill was among those to attend the festivities.



## UNIVERSITY QUICK FACTS

<b>Location</b> .....	Indianapolis, Ind.
<b>Founded</b> .....	1969
<b>Nickname</b> .....	Jaguars
<b>Colors</b> .....	Red, gold & black
<b>Enrollment</b> .....	30,000
<b>Affiliation</b> .....	NCAA Division I
<b>Conference</b> .....	The Horizon League
<b>Home Facility (Cap.)</b> .....	Indiana Farmers Coliseum (6,800)
<b>Chancellor</b> .....	Dr. Nasser Paydar
<b>Athletics Director</b> .....	Dr. Roderick Perry
<b>Website</b> .....	www.IUPUIJags.com
<b>Twitter</b> .....	@IUPUIJaguars
<b>Athletics Phone</b> .....	(317) 278-5247
<b>Mailing Address</b> .....	1000 Waterway Blvd. Indianapolis, IN 46202

## BASKETBALL HISTORY

<b>First Yr. of basketball</b> .....	1972
<b>Seasons of basketball</b> .....	48th
<b>Seasons of Division I basketball</b> .....	22nd
<b>Division I (1998-pres.) Record</b> .....	275-302 (.477)
<b>NCAA Appearances</b> .....	1
<b>Last NCAA Appearance</b> .....	2003
<b>Last Postseason Appearance</b> .....	2019 (CIT - First Round)

## UNIVERSITY NOTES

### ABOUT THE UNIVERSITY

IUPUI is a public research university located in downtown Indianapolis that is the result of a merger of the Purdue Indianapolis Extension Center (1946) and Indiana University Indianapolis (1916). The merger was completed in 1969 and athletics began in 1972.

The university offers more than 200 degree programs and boasts an enrollment over 30,000 (22,000 undergrad and 8,000 postgrad). The university also boasts an endowment of more than \$850 million.

The university is ranked among the Top 200 "National Universities" and ranked 7th for "Up and Coming Schools." U.S. News has ranked IUPUI among the nation's elite for 13 straight years.

All total, the campus covers 509 acres and is located along Indy's Cultural Trail. IUPUI includes the nation's largest nursing school, the second largest medical school in the country, the only dental school in the state, and the country's oldest school of physical education. IUPUI is among the top 20 campuses in the nation for graduate professional degrees conferred

### ATHLETIC PROWESS

IUPUI was a primary beneficiary of the 1987 Pan-American Games in Indianapolis and continues to boast some world renowned facilities.

The IU Natatorium is located on the IUPUI campus and is among the best swimming & diving facilities in the world. It has hosted the U.S. Olympic Team Trials four different times and 12 NCAA National Championship meets. In addition, the 2017 World Juniors were held at IUPUI and 16 world records have been set in the Natatorium water.

Adjacent west is the Michael A. Carroll Track & Soccer Stadium which has hosted several USA Outdoor Track & Field Championships and NCAA Championships, along with the 1988 US Olympic Trials. Florence Griffith-Joyner set the 100m world record of 10.49 on the track.

In basketball circles, IUPUI is best known as the long-time host of the Nike All-American Camp, which was held on campus for two decades. The nation's top prep players and coaches from every level converged on campus for two weeks each summer in what was considered the elite college recruiting event of the year. Alum included LeBron James, Chris Webber, Allen Iverson, Kevin Garnett, Jason Kidd and Paul Pierce, among many others.

### GEORGE HILL

IUPUI's best known basketball alum is current NBAer George Hill, who is in his 12th year in the league this season. Hill was originally drafted by the San Antonio Spurs (1st rd., 26th overall) in 2008.

He's played for the Spurs (2008-11), Indiana Pacers (2011-16), Utah Jazz (2016-17), Sacramento Kings (2017-18), Cleveland Cavaliers (2018) and Milwaukee Bucks (2018-pres.). He's played in more than 700 regular season games, making nearly 450 career starts and averaging 11.2 points per game in his NBA career.

Entering this season, he's played in 117 career playoff games, starting 90 times and averaging 12.3 points per game.



### HUNTER TO THE HALL

Longtime IUPUI head coach Ron Hunter was inducted as part of the Jaguars' Hall of Fame Class of 2019 this past February.

Hunter, now the head coach at Tulane University, guided the IUPUI basketball program from 1994-2011 and is the program's all-time leader in wins (275), winning percentage (.557), games coached (494), winning seasons (11) and 20-win seasons (4). He guided IUPUI to its only ever NCAA Division I NCAA Tournament appearance in 2003. Led by future NBAer George Hill, his 2007-08 team won a school record 26 games and two years later, his team went 25-11 and collected the program's first-ever Division I postseason win. He was a two-time league Coach of the Year and clearly elevated the program during his tenure.

He earned national acclaim for his work with Samaritan's Feet as the first in the country to coach a game in his bare feet in January 2008 to raise awareness for those in need. He later personally delivered shoes to individuals in Peru and Costa Rica. He collected numerous honors for his philanthropic work including being named a 2008 ABC News Person of the Year, the 2010 Indiana Pathfinder Award recipient and an NABC Guardians of the Game Pillar Award for Service.



# 2019-2020 MISCELLANEOUS STATISTICS

## IUPUI'S RECORD WHEN...

	'19-20 Overall	'19-20 Horizon	Under Rimm
Home:	3-6	0-4	3-6
Away:	3-8	2-2	3-8
Neutral:	0-2	0-0	0-2
Overtime:	1-0	1-0	1-0
Lead @ Halftime:	5-3	1-1	5-3
Trail @ Halftime:	0-13	0-6	0-13
Tied @ Halftime:	1-0	1-0	1-0
Leading w/ 5:00 left:	6-2	2-2	6-2
Trailing w/ 5:00 left:	0-13	0-5	0-13
Tied w/ 5:00 left:	0-1	0-0	0-1
Shooting 50% or better:	1-1	0-1	1-1
Shooting 40-50%:	4-7	2-3	4-7
Shooting less than 40%:	1-8	0-3	1-8
Opp. shoots 50% or better:	0-8	0-3	0-8
Opp. shoots 40-50%:	1-6	0-4	1-6
Opp. shoots less than 40%:	5-2	2-0	5-2
Shooting better % than opp.	5-1	2-1	5-1
Shooting worse % than opp.	1-15	0-6	1-15
Scoring less than 50:	0-1	0-0	0-1
Score 50-59 pts:	0-3	0-0	0-3
Score 60-69 pts:	0-5	0-2	0-5
Score 70-79 pts:	3-6	0-4	3-6
Score 80-89 pts:	2-1	1-1	2-1
Score 90+ pts:	1-0	1-0	1-0
Opp. scores less than 50:	0-0	0-0	0-0
Opp. scores 50-59 pts:	2-1	0-0	2-1
Opp. scores 60-69 pts:	2-0	0-0	2-0
Opp. scores 70-79 pts:	1-4	1-3	1-4
Opp. scores 80-89 pts:	1-7	1-3	1-7
Opp. scores 90+ pts:	0-4	0-1	0-4
Commit less TO than opp.	3-4	0-2	3-4
Commit more TO than opp.	3-11	2-4	3-11
Commit same TO as opp.	0-1	0-1	0-1
Outrebound opponent:	4-3	2-1	4-3
Outrebounded:	2-13	0-6	2-13
Rebounding is equal:	0-0	0-0	0-0
Bench outscores opp.:	1-0	0-0	1-0
Bench is outscored:	5-16	2-7	5-16
Bench scoring is equal:	0-0	0-0	0-0
Hit more FT than opp.:	4-6	1-5	4-6
Hit less FT than opp.:	2-9	1-1	2-9
Hit same FT as opp.:	0-1	0-1	0-1
Hit more 3's than opp.:	5-3	2-1	5-3
Hit less 3's than opp.:	1-10	0-5	1-10
Hit same 3's as opp.:	0-3	0-1	0-3
Decided by 5 pts or less:	1-4	1-2	1-4
Decided by 6-10 points:	1-4	0-2	1-4
Decided by 10+ points:	4-8	1-3	4-8
In home whites:	3-7	0-4	3-7
In road blacks:	3-7	2-2	3-7
In road reds:	0-2	0-1	0-2
7 in double-digits:	0-0	0-0	0-0
6 in double-digits:	0-0	0-0	0-0
5 in double-digits:	1-0	0-0	1-0
4 in double-digits:	1-5	1-4	1-5
3 in double-digits:	2-7	0-3	2-7
2 in double-digits:	2-2	1-0	2-2
1 in double-digits:	0-2	0-0	0-2
0 in double-digits:	0-0	0-0	0-0
On Mondays:	1-2	0-1	1-2
On Tuesdays:	1-1	0-0	1-1
On Wednesdays:	1-3	0-0	1-3
On Thursdays:	0-1	0-1	0-1
On Fridays:	0-3	0-2	0-3
On Saturdays:	2-5	1-2	2-5
On Sundays:	1-1	1-1	1-1
In November:	2-6	0-0	2-6
In December:	2-5	0-2	2-5
In January:	2-5	2-5	2-5
In February:	0-0	0-0	0-0
In March:	0-0	0-0	0-0

## CAREER DOUBLE-DIGIT PERFORMANCES/STARTS/DUNKS

Double-Digit Scoring Gms		
Name	Sea	Car
Minnett	18	46
Goss	10	20
Burk	19	19
Weatherford	9	16
Williams	6	6
Jackson Jr.	2	2
DePersia	1	1
Tyson	1	1

20+ Point Scoring Games		
Name	Sea	Car
Burk	11	11
Minnett	4	8
Weatherford	0	2

30+ Point Scoring Games		
Name	Sea	Car
Burk	2	2
Minnett	2	2

Double-Digit Reb. Games		
Name	Sea	Car
Goss	14	22
Burk	1	1
Weatherford	1	1

Double-Doubles		
Name	Sea	Car
Goss	8	11
Burk	1	1

Games Started		
Name	Sea	Car
Burk	22	22
DePersia	9	9
Goss	19	44
Kenyon	1	1
Minnett	22	27
Tyson	8	8
Weatherford	16	49
Williams	13	13

Dunks		
Name	Sea	Car
Burk	2	2
Goss	20	61
Jackson Jr.	3	3
Kemp	0	1
Kenyon	2	4
Tyson	10	10
Weatherford	0	1
Williams	1	1

## TIMES LEADING THE TEAM IN...

Points		
Name	Sea	Car
Minnett	7	17
Burk	14	14
Weatherford	2	3
Goss	0	1

Rebounds		
Name	Sea	Car
Goss	19	35
Weatherford	1	3
Burk	2	2
Tyson	2	2
Minnett	1	1
Williams	1	1

Assists		
Name	Sea	Car
Minnett	11	23
Weatherford	7	20
DePersia	7	7
Goss	1	3
Williams	2	2
Burk	1	1
Tyson	1	1

Steals		
Name	Sea	Car
Weatherford	6	16
Minnett	6	15
Goss	3	11
Burk	6	6
DePersia	6	6
Kemp	1	1
Tyson	1	1

Blocked Shots		
Name	Sea	Car
Goss	14	30
Tyson	8	8
Minnett	1	4
Burk	3	3
Weatherford	2	2
Williams	2	2
Jackson Jr.	1	1
Stoltz	1	1
White	1	1

## SPECIALTY STATS

PP = Points in the Paint; POT = Points off Turnover; 2nd = 2nd Chance Points; BP = Bench Points

Opponent	Result	PP	POT	2nd	BP	Largest Lead	Largest Deficit	Lead Changes	Ties
#Tiffin	W, 81-77	38/34	12/32	2/10	12/28	11	4	20	12
at Butler	L, 47-80	22/50	7/19	15/11	8/15	0	33	0	0
at Bradley	L, 56-90	20/42	4/18	5/18	10/17	0	38	0	0
Anderson	W, 72-55	36/30	19/23	8/4	19/14	28	0	0	0
at South Florida	W, 70-53	26/20	27/15	7/10	12/15	19	7	22	9
at Loyola	L, 62-85	22/36	17/20	9/4	12/17	3	30	4	4
vs. Loyola (Md.)	L, 77-81	34/26	21/26	8/6	14/22	8	9	4	5
vs. Southern	L, 77-83	32/38	8/16	13/10	19/45	10	7	4	2
Evansville	L, 64-70	30/34	8/8	10/14	19/38	12	8	11	8
at Morehead State	L, 51-56	22/34	9/12	5/10	9/17	6	12	3	0
at Ball State	L, 54-102	20/26	2/20	16/21	7/33	2	48	1	1
IU South Bend	W, 80-60	30/40	20/20	22/9	14/26	24	0	0	0
Purdue Fort Wayne	W, 74-65	28/26	14/5	4/15	7/23	14	0	0	0
at Fresno State	L, 64-95	20/30	12/23	10/29	17/36	2	36	3	1
*Youngstown State	L, 73-83	24/36	20/25	9/15	7/16	4	12	11	9
*Cleveland State	L, 80-82	34/40	19/21	12/10	12/24	2	12	2	3
*at Milwaukee	L, 74-78	46/28	19/20	16/10	6/43	11	7	20	8
*at Green Bay	W, 93-78	28/24	18/7	8/16	7/45	25	0	0	1
*Wright State	L, 70-84	22/32	11/14	16/12	10/22	0	26	0	1
*Northern Kentucky	L, 71-96	32/40	10/19	17/14	13/22	1	27	2	1
*UIC	L, 66-75	24/40	9/9	14/6	3/24	7	19	3	2
*at Detroit Mercy	L, 64-76	36/32	13/15	8/18	3/18	0	21	0	0
*at Oakland	W, 89-85	22/22	9/21	16/11	4/14	7	2	6	9
*at Cleveland State									
*at Youngstown State									
*Green Bay									
*Milwaukee									
*at Northern Kentucky									
*at Wright State									
*at UIC									
*Oakland									
*Detroit Mercy									
*at HL 1st Rd.									
*at HL Quarters									
*at HL Semis									
*at HL Finals									
Totals		610/726	296/376	248/273	232/546		96	64	
Averages		27.7/33.0	13.5/17.1	11.3/12.4	10.5/24.8		4.4	2.9	

## WIN/LOSS MARGINS

Wins	1								1					3					
Margin	1	2	3	4	5	6	7	8	9	10	11-15	16-20	21-29	30+					
Losses		1		2	1	2				1	1	2		2		4			

# 2019-2020 IUPUI STATISTICS

## IUPUI Basketball IUPUI Combined Team Statistics (as of Jan 29, 2020) All games



RECORD:	OVERALL	HOME	AWAY	NEUTRAL
ALL GAMES	6-16	3-6	3-8	0-2
CONFERENCE	2-7	0-5	2-2	0-0
NON-CONFERENCE	4-9	3-1	1-6	0-2

##	Player	gp-gs	min	avg	Total		3-Point		F-Throw		Rebounds				pf	dq	a	to	blk	stl	pts	avg
					fg-fga	fg%	3fg-fga	3fg%	ft-fa	ft%	off	def	tot	avg								
14	BURK, Marcus	22-22	744	33.8	160-363	.441	67-167	.401	56-73	.767	12	63	75	3.4	60	2	40	47	3	30	443	20.1
00	MINNETT, Jaylen	22-22	763	34.7	114-305	.374	72-198	.364	51-62	.823	9	66	75	3.4	38	0	77	54	3	29	351	16.0
32	GOSS, Elijah	22-19	635	28.9	78-158	.494	0-3	.000	39-75	.520	87	167	254	11.5	58	2	18	40	29	9	195	8.9
23	WEATHERFORD, Gra	22-16	739	33.6	67-157	.427	15-45	.333	35-57	.614	32	79	111	5.0	50	0	56	58	5	27	184	8.4
13	WILLIAMS, Isaiah	18-13	399	22.2	49-117	.419	4-11	.364	42-78	.538	30	50	80	4.4	57	2	24	36	5	10	144	8.0
02	JACKSON JR., Jamil	17-0	201	11.8	19-72	.264	7-38	.184	15-22	.682	4	18	22	1.3	17	0	9	16	1	3	60	3.5
30	TYSON, Zo	20-8	285	14.3	28-46	.609	0-0	.000	8-12	.667	17	37	54	2.7	45	0	8	17	12	6	64	3.2
10	DePERSIA, Mike	22-9	506	23.0	19-63	.302	2-27	.074	16-31	.516	16	37	53	2.4	43	0	56	32	0	26	56	2.5
11	KENYON, Brandon	11-1	69	6.3	7-17	.412	2-7	.286	7-9	.778	3	8	11	1.0	14	0	1	1	0	2	23	2.1
01	KEMP, Jakoby	7-0	35	5.0	3-13	.231	0-2	.000	0-0	.000	3	3	6	0.9	4	0	1	3	0	1	6	0.9
12	TAYLOR, Marlon	7-0	10	1.4	1-3	.333	0-0	.000	0-0	.000	1	2	3	0.4	0	0	1	1	0	1	2	0.3
20	STOLTZ, Sawyer	4-0	8	2.0	0-1	.000	0-0	.000	0-0	.000	0	2	2	0.5	0	0	0	2	1	0	0	0.0
15	WHITE, Taveion	11-0	31	2.8	0-2	.000	0-0	.000	0-0	.000	3	3	6	0.5	7	0	0	2	1	1	0	0.0
Team											37	24	61				11					
Total.....		22	4425		545-1317	.414	169-498	.339	269-419	.642	254	559	813	37.0	393	6	291	320	60	145	1528	69.5
Opponents.....		22	4425		627-1383	.453	197-559	.352	261-368	.709	251	593	844	38.4	391	4	362	281	97	157	1712	77.8

TEAM STATISTICS	IUPUI	OPP
SCORING	1528	1712
Points per game	69.5	77.8
Scoring margin	-8.4	-
FIELD GOALS-ATT	545-1317	627-1383
Field goal pct	.414	.453
3 POINT FG-ATT	169-498	197-559
3-point FG pct	.339	.352
3-pt FG made per game	7.7	9.0
FREE THROWS-ATT	269-419	261-368
Free throw pct	.642	.709
F-Throws made per game	12.2	11.9
REBOUNDS	813	844
Rebounds per game	37.0	38.4
Rebounding margin	-1.4	-
ASSISTS	291	362
Assists per game	13.2	16.5
TURNOVERS	320	281
Turnovers per game	14.5	12.8
Turnover margin	-1.8	-
Assist/turnover ratio	0.9	1.3
STEALS	145	157
Steals per game	6.6	7.1
BLOCKS	60	97
Blocks per game	2.7	4.4
ATTENDANCE	9890	37739
Home games-Avg/Game	9-1099	11-3393
Neutral site-Avg/Game	-	2-210

Date	Opponent	Score	Att.
11/06/19	at Butler	L 47-80	7706
11/09/19	at Bradley	L 56-90	5518
11/11/19	ANDERSON (IN)	W 72-55	1051
^ 11/13/19	at South Fla.	W 70-53	2474
^ 11/20/19	at Loyola Chicago	L 62-85	2402
^ 11/25/19	vs Loyola Maryland	L 77-81	269
^ 11/26/19	vs Southern U.	L 77-83	152
11/30/19	EVANSVILLE	L 64-70	1659
12/04/19	at Morehead State	L 51-56	1776
12/07/19	at Ball St.	L 54-102	4733
12/10/19	IND.-SOUTH BEND	W 80-60	1085
12/14/19	PURDUE FORT WAYNE	W 74-65	1098
12/20/19	at Fresno State	L 64-95	4798
* 12/28/19	YOUNGSTOWN ST.	L 73-83	868
* 12/30/19	CLEVELAND ST.	L 80-82	889
* 01/03/20	at Milwaukee	L 74-78	977
* 01/05/20	at Green Bay	W 93-78	1666
* 01/10/20	WRIGHT ST.	L 70-84	1142
* 01/12/20	NORTHERN KY.	L 71-96	789
* 01/18/20	UIC	L 66-75	1309
* 01/23/20	at Detroit Mercy	L 64-76	1624
* 01/25/20	at Oakland	Wot 89-85	3644

^ = Cayman Islands Classic

\* = Horizon League game

Score by Periods	1st	2nd	OT	Totals
IUPUI	734	779	15	1528
Opponents	813	888	11	1712

# 2019-2020 IUPUI HORIZON LEAGUE ONLY STATISTICS

## IUPUI Basketball IUPUI Combined Team Statistics (as of Jan 25, 2020) Conference games only



RECORD:	OVERALL	HOME	AWAY	NEUTRAL
ALL GAMES	2-7	0-5	2-2	0-0
CONFERENCE	2-7	0-5	2-2	0-0
NON-CONFERENCE	0-0	0-0	0-0	0-0

#	Player	gp-gs	min	avg	Total		3-Point		F-Throw		Rebounds				pf	dq	a	to	blk	stl	pts	avg
					fg-fga	fg%	3fg-fga	3fg%	ft-fa	ft%	off	def	tot	avg								
14	BURK, Marcus	9-9	333	37.0	69-152	.454	26-72	.361	37-48	.771	6	30	36	4.0	23	1	20	19	2	11	201	22.3
00	MINNETT, Jaylen	9-9	332	36.9	55-139	.396	34-90	.378	32-36	.889	3	20	23	2.6	21	0	40	28	1	13	176	19.6
32	GOSS, Elyjah	9-9	308	34.2	35-66	.530	0-2	.000	22-43	.512	46	86	132	14.7	29	2	10	11	16	3	92	10.2
23	WEATHERFORD, Gra	9-9	325	36.1	34-91	.374	6-25	.240	17-28	.607	17	41	58	6.4	24	0	22	28	4	7	91	10.1
13	WILLIAMS, Isaiah	5-5	100	20.0	11-30	.367	2-6	.333	13-21	.619	5	13	18	3.6	18	0	10	6	0	4	37	7.4
30	TYSON, Zo	7-0	91	13.0	12-18	.667	0-0	.000	2-2	1.000	5	11	16	2.3	9	0	1	5	5	1	26	3.7
10	DePERSIA, Mike	9-3	204	22.7	9-25	.360	2-11	.182	10-17	.588	8	20	28	3.1	18	0	32	11	0	12	30	3.3
02	JACKSON JR., Jamil	7-0	71	10.1	5-22	.227	1-13	.077	4-6	.667	2	8	10	1.4	9	0	5	7	0	1	15	2.1
11	KENYON, Brandon	4-1	25	6.3	2-5	.400	1-2	.500	3-4	.750	1	0	1	0.3	4	0	1	0	0	0	8	2.0
12	TAYLOR, Marlon	2-0	3	1.5	1-2	.500	0-0	.000	0-0	.000	1	1	2	1.0	0	0	1	0	0	0	2	1.0
01	KEMP, Jakoby	3-0	16	5.3	1-3	.333	0-1	.000	0-0	.000	1	0	1	0.3	2	0	1	1	0	0	2	0.7
15	WHITE, Taveion	4-0	17	4.3	0-1	.000	0-0	.000	0-0	.000	1	3	4	1.0	4	0	0	1	0	0	0	0.0
Team											13	7	20				3					
Total.....		9	1825		234-554	.422	72-222	.324	140-205	.683	109	240	349	38.8	161	3	143	120	28	52	680	75.6
Opponents.....		9	1825		266-592	.449	89-231	.385	116-163	.712	105	242	347	38.6	181	2	163	107	43	56	737	81.9

TEAM STATISTICS	IUPUI	OPP
SCORING	680	737
Points per game	75.6	81.9
Scoring margin	-6.3	-
FIELD GOALS-ATT	234-554	266-592
Field goal pct	.422	.449
3 POINT FG-ATT	72-222	89-231
3-point FG pct	.324	.385
3-pt FG made per game	8.0	9.9
FREE THROWS-ATT	140-205	116-163
Free throw pct	.683	.712
F-Throws made per game	15.6	12.9
REBOUNDS	349	347
Rebounds per game	38.8	38.6
Rebounding margin	+0.2	-
ASSISTS	143	163
Assists per game	15.9	18.1
TURNOVERS	120	107
Turnovers per game	13.3	11.9
Turnover margin	-1.4	-
Assist/turnover ratio	1.2	1.5
STEALS	52	56
Steals per game	5.8	6.2
BLOCKS	28	43
Blocks per game	3.1	4.8
ATTENDANCE	4997	7911
Home games-Avg/Game	5-999	4-1978
Neutral site-Avg/Game	-	0-0

Date	Opponent		Score	Att.
* 12/28/19	YOUNGSTOWN ST.	L	73-83	868
* 12/30/19	CLEVELAND ST.	L	80-82	889
* 01/03/20	at Milwaukee	L	74-78	977
* 01/05/20	at Green Bay	W	93-78	1666
* 01/10/20	WRIGHT ST.	L	70-84	1142
* 01/12/20	NORTHERN KY.	L	71-96	789
* 01/18/20	UIC	L	66-75	1309
* 01/23/20	at Detroit Mercy	L	64-76	1624
* 01/25/20	at Oakland	Wot	89-85	3644

^ = Cayman Islands Classic

\* = Horizon League game

Score by Periods	1st	2nd	OT	Totals
IUPUI	305	360	15	680
Opponents	354	372	11	737



# 2019-2020 STATISTICAL SPLITS

## Wins (6 total)

#	Player	gp-gs	min	avg	Total		3-Point		F-Throw		Rebounds				pf	dq	a	to	blk	stl	pts	avg
					fg-fga	fg%	3fg-fga	3fg%	ft-fa	ft%	off	def	tot	avg								
14	BURK, Marcus	6-6	214	35.7	56-112	.500	28-56	.500	20-24	.833	4	21	25	4.2	12	0	16	14	0	10	160	26.7
00	MINNETT, Jaylen	6-6	214	35.7	39-95	.411	28-64	.438	21-23	.913	2	22	24	4.0	8	0	28	20	1	9	127	21.2
32	GOSS, Elijah	6-4	166	27.7	21-42	.500	0-0	.000	12-19	.632	23	58	81	13.5	18	1	9	12	10	2	54	9.0
23	WEATHERFORD, Gra	6-4	201	33.5	18-35	.514	4-11	.364	9-13	.692	10	32	42	7.0	12	0	20	16	1	11	49	8.2
13	WILLIAMS, Isaiah	5-5	102	20.4	13-28	.464	1-2	.500	7-13	.538	8	12	20	4.0	16	0	5	7	3	3	34	6.8
11	KENYON, Brandon	2-1	29	14.5	3-7	.429	1-3	.333	2-2	1.000	2	3	5	2.5	7	0	1	1	0	0	9	4.5
02	JACKSON JR., Jamil	6-0	70	11.7	8-31	.258	2-14	.143	3-4	.750	2	7	9	1.5	5	0	4	2	1	2	21	3.5
10	DePERSIA, Mike	6-2	134	22.3	6-19	.316	1-9	.111	1-3	.333	6	11	17	2.8	12	0	15	15	0	9	14	2.3
30	TYSON, Zo	6-2	70	11.7	5-11	.455	0-0	.000	0-0	.000	3	12	15	2.5	11	0	1	5	4	3	10	1.7
01	KEMP, Jakoby	1-0	2	2.0	0-1	.000	0-1	.000	0-0	.000	0	0	0	0.0	0	0	0	0	0	0	0	0.0
20	STOLTZ, Sawyer	1-0	4	4.0	0-0	.000	0-0	.000	0-0	.000	0	2	2	2.0	0	0	0	2	1	0	0	0.0
12	TAYLOR, Marlon	2-0	5	2.5	0-1	.000	0-0	.000	0-0	.000	0	1	1	0.5	0	0	0	1	0	1	0	0.0
15	WHITE, Taveion	3-0	14	4.7	0-1	.000	0-0	.000	0-0	.000	2	2	4	1.3	3	0	0	1	1	1	0	0.0
Team											17	8	25					7				
Total.....		6	1225		169-383	.441	65-160	.406	75-101	.743	79	191	270	45.0	104	1	99	103	22	51	478	79.7
Opponents.....		6	1225		146-395	.370	46-164	.280	58-90	.644	79	144	223	37.2	97	1	77	94	32	48	396	66.0

## Losses (16 total)

#	Player	gp-gs	min	avg	Total		3-Point		F-Throw		Rebounds				pf	dq	a	to	blk	stl	pts	avg
					fg-fga	fg%	3fg-fga	3fg%	ft-fa	ft%	off	def	tot	avg								
14	BURK, Marcus	16-16	530	33.1	104-251	.414	39-111	.351	36-49	.735	8	42	50	3.1	48	2	24	33	3	20	283	17.7
00	MINNETT, Jaylen	16-16	549	34.3	75-210	.357	44-134	.328	30-39	.769	7	44	51	3.2	30	0	49	34	2	20	224	14.0
32	GOSS, Elijah	16-15	469	29.3	57-116	.491	0-3	.000	27-56	.482	64	109	173	10.8	40	1	9	28	19	7	141	8.8
13	WILLIAMS, Isaiah	13-8	297	22.8	36-89	.404	3-9	.333	35-65	.538	22	38	60	4.6	41	2	19	29	2	7	110	8.5
23	WEATHERFORD, Gra	16-12	538	33.6	49-122	.402	11-34	.324	26-44	.591	22	47	69	4.3	38	0	36	42	4	16	135	8.4
30	TYSON, Zo	14-6	215	15.4	23-35	.657	0-0	.000	8-12	.667	14	25	39	2.8	34	0	7	12	8	3	54	3.9
02	JACKSON JR., Jamil	11-0	131	11.9	11-41	.268	5-24	.208	12-18	.667	2	11	13	1.2	12	0	5	14	0	1	39	3.5
10	DePERSIA, Mike	16-7	372	23.3	13-44	.295	1-18	.056	15-28	.536	10	26	36	2.3	31	0	41	17	0	17	42	2.6
11	KENYON, Brandon	9-0	40	4.4	4-10	.400	1-4	.250	5-7	.714	1	5	6	0.7	7	0	0	0	0	2	14	1.6
01	KEMP, Jakoby	6-0	33	5.5	3-12	.250	0-1	.000	0-0	.000	3	3	6	1.0	4	0	1	3	0	1	6	1.0
12	TAYLOR, Marlon	5-0	5	1.0	1-2	.500	0-0	.000	0-0	.000	1	1	2	0.4	0	0	1	0	0	0	2	0.4
20	STOLTZ, Sawyer	3-0	4	1.3	0-1	.000	0-0	.000	0-0	.000	0	0	0	0.0	0	0	0	0	0	0	0	0.0
15	WHITE, Taveion	8-0	17	2.1	0-1	.000	0-0	.000	0-0	.000	1	1	2	0.3	4	0	0	1	0	0	0	0.0
Team											20	16	36					4				
Total.....		16	3200		376-934	.403	104-338	.308	194-318	.610	175	368	543	33.9	289	5	192	217	38	94	1050	65.6
Opponents.....		16	3200		481-988	.487	151-395	.382	203-278	.730	172	449	621	38.8	294	3	285	187	65	109	1316	82.2

## Home (3-6)

#	Player	gp-gs	min	avg	Total		3-Point		F-Throw		Rebounds				pf	dq	a	to	blk	stl	pts	avg
					fg-fga	fg%	3fg-fga	3fg%	ft-fa	ft%	off	def	tot	avg								
14	BURK, Marcus	9-9	310	34.4	61-143	.427	23-65	.354	36-46	.783	2	19	21	2.3	25	1	23	17	2	15	181	20.1
00	MINNETT, Jaylen	9-9	314	34.9	47-125	.376	32-89	.360	23-27	.852	2	22	24	2.7	20	0	35	21	2	11	149	16.6
32	GOSS, Elijah	9-8	276	30.7	35-65	.538	0-2	.000	17-37	.459	40	80	120	13.3	26	1	7	14	12	6	87	9.7
13	WILLIAMS, Isaiah	7-6	163	23.3	22-48	.458	2-7	.286	21-36	.583	14	19	33	4.7	22	0	12	10	3	3	67	9.6
23	WEATHERFORD, Gra	9-7	305	33.9	28-76	.368	4-19	.211	22-33	.667	20	34	54	6.0	20	0	25	24	3	15	82	9.1
02	JACKSON JR., Jamil	8-0	106	13.3	10-43	.233	2-20	.100	7-10	.700	4	11	15	1.9	6	0	7	7	1	3	29	3.6
10	DePERSIA, Mike	9-4	191	21.2	9-24	.375	1-11	.091	12-22	.545	5	18	23	2.6	14	0	17	13	0	11	31	3.4
30	TYSON, Zo	8-2	90	11.3	9-16	.563	0-0	.000	2-2	1.000	7	13	20	2.5	10	0	1	5	5	1	20	2.5
11	KENYON, Brandon	3-0	11	3.7	1-4	.250	0-1	.000	0-0	.000	1	3	4	1.3	3	0	0	1	0	0	2	0.7
12	TAYLOR, Marlon	4-0	8	2.0	1-3	.333	0-0	.000	0-0	.000	1	2	3	0.8	0	0	1	1	0	1	2	0.5
01	KEMP, Jakoby	3-0	7	2.3	0-2	.000	0-1	.000	0-0	.000	0	0	0	0.0	2	0	0	0	0	0	0	0.0
20	STOLTZ, Sawyer	1-0	4	4.0	0-0	.000	0-0	.000	0-0	.000	0	2	2	2.0	0	0	0	2	1	0	0	0.0
15	WHITE, Taveion	4-0	15	3.8	0-1	.000	0-0	.000	0-0	.000	2	0	2	0.5	4	0	0	1	1	1	0	0.0
Team											16	15	31					4				
Total.....		9	1800		223-550	.405	64-215	.298	140-213	.657	114	238	352	39.1	152	2	128	120	30	67	650	72.2
Opponents.....		9	1800		256-580	.441	72-223	.323	86-128	.672	102	248	350	38.9	184	2	133	126	41	68	670	74.4

## Road/Neutral (3-10)

Road/Neutral (3-10)			Total				3-Point		F-Throw		Rebounds													
#	Player	gp-gs	min	avg	fg-fga	fg%	3fg-fga	3fg%	ft-fa	ft%	off	def	tot	avg	pf	dq	a	to	blk	stl	pts	avg		
14	BURK, Marcus	13-13	434	33.4	99-220	.450	44-102	.431	20-27	.741	10	44	54	4.2	35	1	17	30	1	15	262	20.2		
00	MINNETT, Jaylen	13-13	449	34.5	67-180	.372	40-109	.367	28-35	.800	7	44	51	3.9	18	0	42	33	1	18	202	15.5		
32	GOSS, Elijah	13-11	359	27.6	43-93	.462	0-1	.000	22-38	.579	47	87	134	10.3	32	1	11	26	17	3	108	8.3		
23	WEATHERFORD, Gra	13-9	434	33.4	39-81	.481	11-26	.423	13-24	.542	12	45	57	4.4	30	0	31	34	2	12	102	7.8		
13	WILLIAMS, Isaiah	11-7	236	21.5	27-69	.391	2-4	.500	21-42	.500	16	31	47	4.3	35	2	12	26	2	7	77	7.0		
30	TYSON, Zo	12-6	195	16.3	19-30	.633	0-0	.000	6-10	.600	10	24	34	2.8	35	0	7	12	7	5	44	3.7		
02	JACKSON JR., Jamil	9-0	95	10.6	9-29	.310	5-18	.278	8-12	.667	0	7	7	0.8	11	0	2	9	0	0	31	3.4		
11	KENYON, Brandon	8-1	58	7.3	6-13	.462	2-6	.333	7-9	.778	2	5	7	0.9	11	0	1	0	0	2	21	2.6		
10	DePERSIA, Mike	13-5	315	24.2	10-39	.256	1-16	.063	4-9	.444	11	19	30	2.3	29	0	39	19	0	15	25	1.9		
01	KEMP, Jakob	4-0	28	7.0	3-11	.273	0-1	.000	0-0	.000	3	3	6	1.5	2	0	1	3	0	1	6	1.5		
15	WHITE, Taveion	7-0	16	2.3	0-1	.000	0-0	.000	0-0	.000	1	3	4	0.6	3	0	0	1	0	0	0	0.0		
20	STOLTZ, Sawyer	3-0	4	1.3	0-1	.000	0-0	.000	0-0	.000	0	0	0	0.0	0	0	0	0	0	0	0	0.0		
12	TAYLOR, Marlon	3-0	2	0.7	0-0	.000	0-0	.000	0-0	.000	0	0	0	0.0	0	0	0	0	0	0	0	0.0		
Team											21	9	30					7						
Total.....		13	2625		322-767	.420	105-283	.371	129-206	.626	140	321	461	35.5	241	4	163	200	30	78	878	67.5		
Opponents.....		13	2625		371-803	.462	125-336	.372	175-240	.729	149	345	494	38.0	207	2	229	155	56	89	1042	80.2		

## 2019-2020 INDIVIDUAL SUPERLATIVES

	<b>IUPUI</b>	<b>Opponent</b>
<b>Points</b>	39- Burk at Oakland (1/25/20)	33- Tyler Sharpe vs. Northern Ky. (1/12/20)
<b>Field Goals Made</b>	12- twice	12- Tyler Sharpe vs. Northern Ky. (1/12/20)
<b>Field Goals Attempted</b>	24- twice	21- twice
<b>Highest FG Pct. (min. 5 made)</b>	.857 (6-7)- Goss vs. UIC (1/18/20)	.909 (10-11)- twice
<b>3-Pt Field Goals Made</b>	8- Burk at Oakland (1/25/20)	6- twice
<b>3-Pt Field Goals Attempted</b>	15- Burk at Oakland (1/25/20)	14- twice
<b>3-Pt FG Pct. (min. 3 made)</b>	1.000 (5-5)- Weatherford at Fresno State (12/20/19)	1.000 (5-5)- Bill Wampler vs. Wright St. (1/10/20)
<b>Free Throws Made</b>	9- Minnett at Green Bay (1/5/20)	8- four times
<b>Free Throws Attempted</b>	10- five times	10- Xavier Hill-Mais at Oakland (1/25/20)
<b>Free Throw Pct. (min. 5 made)</b>	1.000 (9-9)- Minnett at Green Bay (1/5/20)	1.000 (8-8)- three times
<b>Offensive Rebounds</b>	11- Goss vs. Youngstown St. (12/28/19)	8- Brad Brechting at Oakland (1/25/20)
<b>Defensive Rebounds</b>	15- Goss at Morehead St. (12/4/19)	11- twice
<b>Total Rebounds</b>	21- Goss vs. IU South Bend (12/10/19)	15- three times
<b>Assists</b>	8- DePersia at Green Bay (1/5/20)	10- Darrell Brown at Bradley (11/9/19)
<b>Turnovers</b>	7- Minnett at Oakland (1/25/20)	5- four times
<b>Blocked Shots</b>	6- Goss at Milwaukee (1/3/20)	6- twice
<b>Steals</b>	5- Weatherford vs. Purdue Fort Wayne (12/14/19)	7- Laquincy Rideau at South Florida (11/13/19)
<b>Minutes Played (regulation game)</b>	40- twice	40- Aaron Thompson at Butler (11/6/19)
<b>Minutes Played (OT game)</b>	44- Burk at Oakland (1/25/20)	40- Blake Lampman at Oakland (1/25/20)

## 2019-2020 TEAM SUPERLATIVES

<b>IUPUI High</b>	<b>IUPUI Low</b>	<b>Statistical Category</b>	<b>Opponent High</b>	<b>Opponent Low</b>
93 - at Green Bay (1/5)	47 - at Butler (11/6)	<b>Points</b>	102 - at Ball St. (12/7/19)	53 - at South Florida (11/13)
53 - at Green Bay (1/5)	12 - at Morehead St. (12/4)	<b>1st Half Points</b>	53 - vs. Wright St. (1/10)	22 - IU South Bend (12/10)
56 - at Oakland (1/25)	21 - at Butler (11/6)	<b>2nd Half Points</b>	62 - at Ball St. (12/7/19)	17 - at South Florida (11/13)
31 - at Green Bay (1/5)	19 - three times	<b>Field Goals</b>	37 - vs. Northern Ky. (1/20)	20 - at South Florida (11/13)
74 - IU South Bend (12/10)	49 - at South Florida (11/13)	<b>Field Goal Attempts</b>	72 - at Oakland (1/25)	44 - at Loyola (11/20)
.519 - Cleveland St. (12/30)	.302 - at Ball St. (12/7/19)	<b>FG Percentage</b>	.614 - at Loyola (11/20)	.324 - Anderson (11/11)
15 - at Oakland (1/25)	2 - at Milwaukee (1/3/20)	<b>3-Point Field Goals</b>	15 - twice	4 - twice
34 - at Oakland (1/25)	13 - at Milwaukee (1/3/20)	<b>3-Point Field Goal Att.</b>	39 - at Fresno St. (12/20)	13 - Cleveland St. (12/30)
.526 - at South Florida (11/13)	.143 - at Butler (11/6)	<b>3-Point FG Percentage</b>	.563 - at Loyola (11/20)	.167 - Anderson (11/11)
27 - vs. Wright St. (1/10)	2 - twice	<b>Free Throws</b>	24 - at Oakland (1/25)	2 - IU South Bend (12/10)
40 - vs. Wright St. (1/10)	7 - at Detroit Mercy (1/23)	<b>Free Throw Attempts</b>	32 - vs. Wright St. (1/10)	3 - IU South Bend (12/10)
.893 - Cleveland St. (12/30)	.250 - at Butler (11/6)	<b>Free Throw Percentage</b>	.941 - at Fresno St. (12/20)	.429 - vs. Purdue FW (12/14)
22 - IU South Bend (12/10)	6 - vs. Purdue FW (12/14)	<b>Offensive Rebounds</b>	19 - at Fresno St. (12/20)	2 - at Loyola (11/20)
42 - Anderson (11/11)	16 - at Loyola (11/20)	<b>Defensive Rebounds</b>	35 - at Morehead St. (12/4)	17 - at South Florida (11/13)
58 - Anderson (11/11)	27 - twice	<b>Total Rebounds</b>	48 - vs. Wright St. (1/10)	25 - at Loyola (11/20)
24 - vs. Wright St. (1/10)	10 - IU South Bend (12/10)	<b>Fouls</b>	25 - twice	11 - at Detroit Mercy (1/23)
22 - at Green Bay (1/5)	2 - at Ball St. (12/7/19)	<b>Assists</b>	22 - vs. Northern Ky. (1/20)	8 - twice
23 - Anderson (11/11)	7 - vs. Evansville (11/30)	<b>Turnovers</b>	25 - IU South Bend (12/10)	7 - twice
8 - IU South Bend (12/10)	0 - four times	<b>Blocked Shots</b>	10 - at Oakland (1/25)	1 - four times
13 - IU South Bend (12/10)	2 - twice	<b>Steals</b>	14 - IU South Bend (12/10)	2 - twice

## 2019-2020 GAME-BY-GAME LEADERS / STARTING FIVES

<b>Opponent</b>	<b>Starting 5 (alphabetically)</b>	<b>Points</b>	<b>Rebounds</b>	<b>Assists</b>	<b>Blocks</b>	<b>Steals</b>
#Tiffin	Burk-Goss-Minnett-Weatherford-Williams	Burk (31)	Goss (11)	Burk/Minnett (4)	Goss (4)	Burk (6)
at Butler	Burk-Goss-Minnett-Weatherford-Williams	Burk (17)	4 tied w/ (5)	DePersia/Tyson (2)	3 tied w/ (1)	Tyson (3)
at Bradley	Burk-Goss-Minnett-Weatherford-Williams	Minnett (17)	Goss (8)	Weatherford (4)	Goss (2)	Burk (2)
Anderson	Burk-DePersia-Minnett-Tyson-Williams	Burk (25)	Goss (10)	Weatherford (4)	3 tied w/ (1)	Burk (4)
at South Fla.	Burk-DePersia-Minnett-Tyson-Williams	Burk (26)	Burk (9)	Minnett (7)	Goss (1)	Minnett (4)
at Loyola (Ill.)	Burk-DePersia-Minnett-Tyson-Williams	Burk (23)	Goss (5)	DePersia (4)	none	DePersia (3)
vs. Loyola (Md.)	Burk-DePersia-Goss-Minnett-Tyson	Burk (32)	Goss (13)	Williams (5)	none	Minnett (3)
vs. Southern	Burk-DePersia-Goss-Minnett-Tyson	Burk (27)	Tyson/Williams (6)	Weatherford (4)	Tyson (3)	Weatherford (3)
Evansville	Burk-DePersia-Goss-Minnett-Tyson	Burk/Minnett (18)	Goss (9)	Minnett (4)	Burk (1)	Goss/Weatherford (1)
at Morehead St.	Burk-Goss-Minnett-Tyson-Weatherford	Weatherford (17)	Goss (17)	DePersia/Minnett (3)	Goss/Williams (2)	Minnett (3)
at Ball St.	Burk-Goss-Minnett-Tyson-Weatherford	Minnett (17)	Goss (9)	DePersia/Weatherford (1)	none	4 tied w/ (1)
IU South Bend	Burk-Goss-Minnett-Weatherford-Williams	Burk (21)	Goss (21)	3 tied w/ (3)	Goss (4)	DePersia (3)
Purdue Fort Wayne	Burk-Goss-Minnett-Weatherford-Williams	Burk (22)	Goss (11)	Weatherford (6)	4 tied w/ (1)	Weatherford (5)
at Fresno St.	Burk-Goss-Minnett-Weatherford-Williams	Weatherford (16)	Goss (7)	DePersia (3)	Tyson/Weatherford (1)	Weatherford (2)
*Youngstown St.	Burk-Goss-Minnett-Weatherford-Williams	Burk/Minnett (16)	Goss (18)	Minnett (6)	3 tied w/ (1)	4 tied w/ (2)
*Cleveland St.	Burk-DePersia-Goss-Minnett-Weatherford	Minnett (23)	Goss (11)	Minnett (6)	3 tied w/ (1)	Weatherford (3)
*at Milwaukee	Burk-Goss-Minnett-Weatherford-Williams	Goss (19)	Goss (16)	DePersia (5)	Goss (6)	3 tied w/ (2)
*at Green Bay	Burk-Goss-Minnett-Weatherford-Williams	Minnett (31)	Goss (17)	DePersia (8)	Goss (1)	Burk (2)
*Wright St.	Burk-Goss-Minnett-Weatherford-Williams	Minnett (24)	Goss (14)	3 tied w/ (2)	Goss/Tyson (1)	Minnett (3)
*Northern Kentucky	Burk-Goss-Minnett-Weatherford-Williams	Burk (25)	Goss (11)	Minnett (4)	none	Burk (2)
*UIC	Burk-DePersia-Goss-Minnett-Weatherford	Burk (18)	Goss (15)	3 tied w/ (3)	Goss (3)	DePersia (2)
*at Detroit Mercy	Burk-DePersia-Goss-Minnett-Weatherford	Burk (25)	Goss (12)	Minnett (5)	Burk/Goss (1)	DePersia (3)
*at Oakland	Burk-Goss-Kenyon-Minnett-Weatherford	Burk (39)	Goss (18)	Minnett (5)	Goss/Tyson (2)	DePersia/Minnett (1)
*at Cleveland St.						
*at Youngstown St.						
*Green Bay						
*Milwaukee						
*at Northern Kentucky						
*at Wright St.						
*at UIC						
*Oakland						
*Detroit Mercy						
HL 1st Rd.						
HL 2nd Rd.						
HL Semis						

## 2019-2020 COMPARISON STATISTICS

Opponent	1st	2nd	Score	Mar	Total FG	FG Pct	3-Pointers	3FG Pct	Free Throws	FT Pct	Rebounds	Assist	T/Over	Block	Steal	Fouls
Butler	26/36	21/44	47-80	(33)	21-57/35-59	.368/.593	3-21/7-14	.143/.429	2-8/4-9	.250/.444	30/36 (6)	7/21	14/9	3/4	5/6	14/13
Bradley	23/47	33/43	56-90	(34)	19-54/32-67	.352/.478	7-24/9-27	.292/.333	11-17/17-22	.647/.773	30/46 (16)	10/19	15/7	2/2	4/4	18/15
ANDERSON (IN)	49/29	23/26	72-55	+17	29-68/22-68	.426/.324	8-26/4-24	.308/.167	6-14/7-12	.429/.583	58/33 +25	13/8	23/13	3/6	10/10	20/14
South Fla.	38/36	32/17	70-53	+17	25-49/20-54	.510/.370	10-19/5-23	.526/.217	10-13/8-18	.769/.444	30/35 (5)	15/8	22/23	1/3	10/12	18/14
Loyola Chicago	31/39	31/46	62-85	(23)	23-56/27-44	.411/.614	10-22/9-16	.455/.563	6-9/22-24	.667/.917	28/25 +3	13/16	15/14	0/4	6/7	20/15
Loyola Maryland	36/39	41/42	77-81	(4)	29-60/28-54	.483/.519	9-22/13-29	.409/.448	10-19/12-19	.526/.632	35/30 +5	16/20	19/17	0/2	11/11	23/16
Southern U.	42/38	35/45	77-83	(6)	27-56/34-60	.482/.567	7-20/7-17	.350/.412	16-24/8-12	.667/.667	30/36 (6)	13/17	10/12	4/1	4/2	17/21
EVANSVILLE	37/27	27/43	64-70	(6)	23-58/25-63	.397/.397	5-18/5-23	.278/.217	13-24/15-19	.542/.789	38/44 (6)	13/11	7/8	1/4	2/3	19/20
Morehead State	12/24	39/32	51-56	(5)	21-60/22-61	.350/.361	6-17/4-22	.353/.182	3-10/8-14	.300/.571	40/46 (6)	9/14	14/12	4/8	7/6	17/12
Ball St.	24/40	30/62	54-102	(48)	19-63/32-58	.302/.552	5-14/15-34	.357/.441	11-19/23-29	.579/.793	35/38 (3)	2/20	16/9	0/8	4/9	23/15
IND.-SOUTH BEND	44/22	36/38	80-60	+20	28-74/26-65	.378/.400	10-27/6-25	.370/.240	14-19/2-3	.737/.667	49/39 +10	13/10	17/25	8/7	13/14	10/18
PURDUE FORT WAYNE	42/30	32/35	74-65	+9	26-58/26-67	.448/.388	8-26/10-35	.308/.286	14-16/3-7	.875/.429	34/43 (9)	16/14	11/15	4/4	10/6	14/17
Fresno State	25/52	39/43	64-95	(31)	21-50/32-71	.420/.451	9-20/15-39	.450/.385	13-22/16-17	.591/.941	27/46 (19)	8/21	17/10	2/1	7/11	19/20
YOUNGSTOWN ST.	38/41	35/42	73-83	(10)	26-58/31-59	.448/.525	9-25/9-22	.360/.409	12-28/12-14	.429/.857	34/35 (1)	18/15	15/19	3/3	9/9	16/25
CLEVELAND ST.	34/37	46/45	80-82	(2)	28-54/31-58	.519/.534	9-23/7-13	.391/.538	15-18/13-16	.833/.813	27/28 (1)	21/15	16/15	3/1	9/8	17/20
Milwaukee	37/34	37/44	74-78	(4)	29-62/29-68	.468/.426	2-13/12-29	.154/.414	14-19/8-14	.737/.571	40/39 +1	12/17	15/13	6/2	7/8	17/21
Green Bay	53/38	40/40	93-78	+15	31-64/27-69	.484/.391	14-28/10-27	.500/.370	17-20/14-19	.850/.737	45/35 +10	22/21	12/11	1/2	6/2	19/16
WRIGHT ST.	31/53	39/31	70-84	(14)	19-57/29-69	.333/.420	5-23/9-23	.217/.391	27-40/17-32	.675/.531	38/48 (10)	9/18	12/9	2/8	5/6	24/25
NORTHERN KY.	34/42	37/54	71-96	(25)	24-63/37-66	.381/.561	4-21/13-35	.190/.371	19-26/9-13	.731/.692	37/39 (2)	14/22	10/10	0/1	5/8	16/21
UIC	23/35	43/40	66-75	(9)	20-60/29-65	.333/.446	6-26/9-23	.231/.391	20-28/8-12	.714/.667	37/41 (4)	11/20	9/12	6/7	4/4	16/24
Detroit Mercy	22/41	42/35	64-76	(12)	27-66/28-66	.409/.424	8-29/9-29	.276/.310	2-7/11-12	.286/.917	37/44 (7)	16/19	13/11	2/9	5/7	13/11
Oakland	33/33	41/41	89-85	+4	30-70/25-72	.429/.347	15-34/11-30	.441/.367	14-19/24-31	.737/.774	54/38 +16	20/16	18/7	5/10	2/4	23/18

## 2019-2020 POINTS-REBOUNDS-ASSISTS

Opponent	Date	Score	00	01	02	10	11	12	13
			MINNETT,JA	KEMP,JAKOB	JACKSON JR	DEPERSIA,M	KENYON,BRA	TAYLOR,MAR	WILLIAMS,I
at Butler	11/06/19	47-80	L	7-5-0	DNP	DNP	0-2-2	DNP	3-4-1
at Bradley	11/09/19	56-90	L	17-3-2	DNP	6-2-0	2-2-1	0-1-0	9-5-1
ANDERSON (IN)	11/11/19	72-55	w	17-5-3	DNP	0-4-2	4-6-0	2-4-0	7-7-1
at South Fla.	11/13/19	70-53	w	17-3-7	DNP	3-0-0	4-4-3	DNP	9-2-0
at Loyola Chicago	11/20/19	62-85	L	6-4-3	DNP	7-0-0	4-2-4	3-2-0	9-4-1
vs Loyola Maryland	11/25/19	77-81	L	12-6-3	DNP	0-0-0	1-0-3	3-1-0	7-5-5
vs Southern U.	11/26/19	77-83	L	6-5-3	DNP	0-0-0	7-2-1	DNP	13-6-0
EVANSVILLE	11/30/19	64-70	L	18-4-4	DNP	DNP	1-1-1	DNP	15-8-3
at Morehead State	12/04/19	51-56	L	13-5-3	2-3-0	DNP	0-1-3	0-0-0	7-5-0
at Ball St.	12/07/19	54-102	L	17-3-0	2-2-0	3-2-0	0-2-1	0-0-0	2-4-0
IND.-SOUTH BEND	12/10/19	80-60	w	15-2-3	0-0-0	11-2-0	1-2-2	DNP	10-3-1
PURDUE FORT WAYNE	12/14/19	74-65	w	17-5-4	DNP	5-1-1	2-0-0	DNP	6-4-1
at Fresno State	12/20/19	64-95	L	13-2-2	0-0-0	10-1-1	0-1-3	7-2-0	10-5-0
YOUNGSTOWN ST.	12/28/19	73-83	L	16-0-6	DNP	3-1-1	2-0-3	DNP	14-5-3
CLEVELAND ST.	12/30/19	80-82	L	23-0-6	DNP	2-0-2	11-4-4	0-0-0	DNP
at Milwaukee	01/03/20	74-78	L	18-4-3	DNP	DNP	4-5-5	DNP	6-3-2
at Green Bay	01/05/20	93-78	w	31-3-6	DNP	0-0-0	3-5-8	DNP	2-4-2
WRIGHT ST.	01/10/20	70-84	L	24-4-2	0-0-0	0-1-1	6-4-1	DNP	4-2-2
NORTHERN KY.	01/12/20	71-96	L	7-3-4	DNP	5-2-0	4-1-3	DNP	11-4-1
UIC	01/18/20	66-75	L	12-1-3	0-0-0	3-4-0	0-5-3	0-0-0	DNP
at Detroit Mercy	01/23/20	64-76	L	15-2-5	2-1-1	DNP	0-4-3	1-0-0	DNP
at Oakland	01/25/20	89-85	w	30-6-5	DNP	2-2-1	0-0-2	7-1-1	DNP

Opponent	Date	Score	14	15	20	23	30	32
			BURK,MARCU	WHITE,TAVE	STOLTZ,SAW	WEATHERFOR	TYSON,ZO	GOSS,ELYJA
at Butler	11/06/19	47-80	L	17-5-1	DNP	6-5-1	8-5-2	6-3-0
at Bradley	11/09/19	56-90	L	15-3-1	0-0-0	1-1-4	2-3-0	4-8-1
ANDERSON (IN)	11/11/19	72-55	w	25-2-2	0-2-0	6-9-4	0-3-0	11-10-1
at South Fla.	11/13/19	70-53	w	26-9-2	0-0-0	6-3-1	2-2-0	3-4-2
at Loyola Chicago	11/20/19	62-85	L	23-3-0	0-0-0	0-0-3	8-4-1	2-5-1
vs Loyola Maryland	11/25/19	77-81	L	32-3-1	DNP	4-5-4	4-1-0	14-13-0
vs Southern U.	11/26/19	77-83	L	27-2-2	0-0-0	6-1-4	8-6-2	10-5-1
EVANSVILLE	11/30/19	64-70	L	18-0-3	0-0-0	4-6-1	0-4-1	8-9-0
at Morehead State	12/04/19	51-56	L	8-4-1	DNP	17-2-1	0-2-0	4-17-1
at Ball St.	12/07/19	54-102	L	6-1-0	0-0-0	10-7-1	4-2-0	10-9-0
IND.-SOUTH BEND	12/10/19	80-60	w	21-1-3	DNP	3-7-3	2-3-0	17-21-1
PURDUE FORT WAYNE	12/14/19	74-65	w	22-4-4	DNP	14-4-6	0-1-0	8-11-0
at Fresno State	12/20/19	64-95	L	2-2-0	DNP	16-3-1	0-2-1	6-7-0
YOUNGSTOWN ST.	12/28/19	73-83	L	16-2-3	DNP	7-3-1	2-1-0	13-18-1
CLEVELAND ST.	12/30/19	80-82	L	19-4-4	DNP	7-4-4	10-3-0	8-11-1
at Milwaukee	01/03/20	74-78	L	15-3-1	DNP	10-7-1	2-1-0	19-16-0
at Green Bay	01/05/20	93-78	w	27-6-2	DNP	13-6-2	4-1-1	13-17-1
WRIGHT ST.	01/10/20	70-84	L	17-2-0	0-0-0	12-5-1	2-3-0	3-14-2
NORTHERN KY.	01/12/20	71-96	L	25-3-3	0-0-0	12-8-2	4-2-0	3-11-0
UIC	01/18/20	66-75	L	18-3-1	DNP	17-8-3	DNP	16-15-1
at Detroit Mercy	01/23/20	64-76	L	25-10-3	0-2-0	6-4-4	DNP	15-12-0
at Oakland	01/25/20	89-85	w	39-3-3	0-2-0	7-13-4	2-5-0	2-18-4



## ALL-TIME RESULTS

Date	Res.	Loc.	Score
Nov. 16, 2001	W	H	82-65
Dec. 18, 2002	W	A	<b>90-74</b>
Jan. 18, 2018	L	A	67-70
Feb. 8, 2018	W	H	78-73
Jan. 10, 2019	W	H	<b>90-74</b>
Feb. 16, 2019	L	A	86- <b>89</b>
Dec. 30, 2019	L	H	80-82

shaded games denote IUPUI's Division I era  
score totals in **bold** denote highest in series history

## THE LAST MEETING - CLEVELAND STATE 82, IUPUI 80 (DEC. 30, 2019 - ROCHESTER, MICH.)

### JAGUARS DROP REGULAR SEASON FINALE AT OAKLAND, 72-63

#### INDIANAPOLIS (Dec. 30, 2019) -

Cleveland State's Tre Gomillion tipped-in a missed jumper as the final horn sounded to send the visiting Vikings to an 82-80 Horizon League victory over the Jaguars inside Indiana Farmers Coliseum on Monday night (Dec. 30). Gomillion's capped a 53 percent shooting performance for the Vikings and spoiled a heroic effort from Jaylen Minnett and career nights from Mike DePersia and Zo Tyson.

Minnett connected on three threes in a 79 second span as the Jaguars turned a five point deficit into a 73-71 lead with 5:13 remaining. The third came in the face of a true double team in front of his own bench, giving the Jaguars their first lead of the night.

After CSU (5-10, 1-1 HL) tied the game at 73 all, the Vikings sent another double team at Minnett, who spotted Grant Weatherford for an easy score and a 75-73 lead. Cleveland State responded with a Torrey Patton three-point play to take a one-point lead. The Jaguars misfired on a two potential go-ahead three-point attempts, despite getting stops at the other end. Ultimately, CSU extended to a 78-75 advantage when Jaalam Hill swished a pair of freebies after drawing a foul in a wild loose ball sequence near midcourt.

Minnett tied the game with a wild off balanced three from the top of the key with 8.8 remaining. Needing a defensive stand to force overtime, the Jags forced Algevon Eichelberger into a contested 15-footer before Gomillion got free inside the block for the game-winner.

"You've got to give them credit for making a play when the game was on the line," head coach Byron Rimm II said. "It came down to getting one stop and we didn't get it when we needed it.

"I thought we did a good job of getting back in the game after a bad start and Jaylen really got going and put on a show. We had some guys step up without (Williams) out there, so that was good to see."

Minnett finished with a season-high 23 points and career-high seven made threes on 13 attempts. He also handed out six assists and collected a pair of steals in 37 minutes. Marcus Burk finished with a hard fought 19 points and four assists and Elyjah Goss added eight points and 11 boards.

DePersia, who started in place of injured Isaiah Williams, had a career-high 11 points, four boards and four assists, while connected on all three of his field goal attempts and all four foul shots. Tyson closed with 10 points and three boards in just 11 minutes off the bench, including a pair of emphatic ally-oop finishes off feeds from DePersia.

IUPUI (4-11, 0-2 HL) shot an impressive 52 percent from the floor and 9-of-23 (39 percent) from three-point range while delivering 21 assists on 28 field goals.

Craig Beaudion had 15 points and eight assists for the Vikings and Gomillion finished with 14 points and six caroms. Patton closed with 14 points and seven rebounds and Hill scored 13 points off the CSU bench. Eichelberger added 12 points in the win.

CSU, which entered play shooting just 25 percent from three-point range as a team, connected on 7-of-13 (54 percent) attempts, keyed by a 3-of-4 effort from Kasheem Thomas off the bench.

#### Cleveland St. 82 • 5-10, 1-1 Horizon

#	Player	Total		3-Ptr		Rebounds			PF	TP	A	TO	Blk	Stl	Min
		FG-FGA	FG-FGA	FT-FTA	FT-FTA	Off	Def	Tot							
12	Algevon Eichelberger	f	4-8	0-1	4-5	1	0	1	4	12	0	3	0	0	22
03	Craig Beaudion	g	5-11	1-3	4-4	0	1	1	3	15	8	4	0	2	33
05	Tre Gomillion	g	6-8	1-2	1-1	2	4	6	3	14	2	0	0	1	32
10	Hugo Ferreira	g	1-4	1-1	0-0	1	1	2	2	3	2	0	0	0	13
24	Torrey Patton	g	6-11	1-2	1-1	2	5	7	3	14	3	4	1	4	34
01	Tyrese Potoma		0-0	0-0	0-0	0	0	0	0	0	0	0	0	0	0+
02	Kasheem Thomas		3-4	3-4	0-1	0	1	1	1	9	0	0	0	1	34
22	Jaalam Hill		5-10	0-0	3-4	1	2	3	3	13	0	2	0	0	23
35	Deante Johnson		1-2	0-0	0-0	0	1	1	1	2	0	1	0	0	9
Team						3	3	6			1				
Totals			31-58	7-13	13-16	10	18	28	20	82	15	15	1	8	200
FG % 1st Half: 14-28		50.0%	2nd half: 17-30	56.7%	Game: 31-58		53.4%	Deadball							
3FG % 1st Half: 5-9		55.6%	2nd half: 2-4	50.0%	Game: 7-13		53.8%	Rebounds							
FT % 1st Half: 4-5		80.0%	2nd half: 9-11	81.8%	Game: 13-16		81.3%	3							

#### IUPUI 80 • 4-11, 0-2 Horizon

#	Player	Total			3-Ptr			Rebounds			PF	TP	A	TO	Blk	Stl	Min
		FG-FGA	FG-FGA	FT-FTA	FT-FTA	Off	Def	Tot									
32	GOSS, Elyjah	f	4-6	0-0	0-1	2	9	11	3	8	1	1	1	0		33	
00	MINNETT, Jaylen	g	8-16	7-13	0-0	0	0	0	3	23	6	1	0	2		37	
10	DePERSIA, Mike	g	3-3	1-1	4-4	2	2	4	3	11	4	3	0	2		24	
14	BURK, Marcus	g	6-12	1-4	6-7	1	3	4	3	19	4	5	0	2		35	
23	WEATHERFORD, Grant	g	2-7	0-2	3-4	3	1	4	4	7	4	4	1	3		39	
02	JACKSON JR., Jamil		1-5	0-3	0-0	0	0	0	1	2	2	2	0	0		20	
11	KENYON, Brandon		0-1	0-0	0-0	0	0	0	0	0	0	0	0	0		1	
30	TYSON, Zo		4-4	0-0	2-2	2	1	3	0	10	0	0	1	0		11	
Team						0	1	1									
Totals			28-54	9-23	15-18	10	17	27	17	80	21	16	3	9		200	
FG % 1st Half: 11-25			44.0%	2nd half: 17-29	58.6%	Game: 28-54		51.9%							Deadball		
3FG % 1st Half: 2-10			20.0%	2nd half: 7-13	53.8%	Game: 9-23		39.1%							Rebounds		
FT % 1st Half: 10-11			90.9%	2nd half: 5-7	71.4%	Game: 15-18		83.3%							1		

Officials: Joseph Palacz, Leon Wilson, Jon Campbell  
Technical fouls: Cleveland St.-None. IUPUI-None.  
Attendance: 889

Score by periods	1st	2nd	Total
Cleveland St.	37	45	<b>82</b>
IUPUI	34	46	<b>80</b>

Last FG - CSU 2nd-00:00, IUPUI 2nd-00:08.  
Largest lead - CSU by 12 2nd-13:38, IUPUI by 2 2nd-05:13.  
CSU led for 36:22, IUPUI led for 01:50. Game was tied for 01:48.

	In	Off	2nd	Fast
Points	Paint	T/O	Chance	Break
CSU	40	21	10	10
IUPUI	34	19	12	14

Score tied - 3 times.  
Lead changed - 2 times.

## SERIES BREAKDOWN

**All-Time:** IUPUI is 4-3 against Cleveland State

**Current Streak:** CSU has won 2

**Longest IUPUI Winning Streak:** 2 games (twice)

**Longest IUPUI Losing Streak:** 2 games (Feb. 16, 2019-present)

**Last Matchup:** Cleveland State 82, IUPUI 80 (Dec. 30, 2019 - Indianapolis)

**Record at Home:** 3-1

**Record in Cleveland:** 1-2

**Neutral:** 0-0

**Last 10 Matchups:** IUPUI is 4-3

**Largest Win:** 82-65 on Nov. 16, 2001

**Slimmest Win:** 78-73 on Feb. 8, 2018

**Largest Defeat:** three points (twice)

**Slimmest Defeat:** 80-82 on Dec. 30, 2019



**Byron Rimm II** was named the program's interim head coach for the 2019-2020 season on Aug. 27, 2019, becoming the ninth head coach in program history. He originally joined the IUPUI program in October 2018 as the Jaguars' associate head coach.

In his first season on the Jaguars' sidelines, IUPUI's 16 wins were the program's most since a 19-win campaign in 2010-

11. Included in the wins was a benchmark road win at ACC foe Boston College and a win of the Niagara Regional of the Fort Myers Tip-Off Classic during non-conference play. The Jaguars were later selected to play in the 2019 CIT, earning the program's third postseason appearance in the Division I era.

Rimm has an extensive background in college basketball including having served as head coach at Prairie View A&M from 2006-15. During his time with the Panthers, the program ascended to new heights, including back-to-back appearances in the SWAC tournament championship game in 2013 and 2014. Before Prairie View, the Pensacola, Fla.-native gained valuable experience on the West Coast, which included assistant coaching stops at Pasadena City College and Chaffey Community College from 1997-2000.

He directed Cal State San Bernardino to a No. 3 national ranking in NCAA Division II during the 2000 campaign and then took over the reins as the head women's basketball coach at Texas College in Tyler, Texas, guiding the team to a 20-12 mark in his lone season. At the time, the 20-12 mark was the most successful season in program history. He then had a four-year run as the head men's coach with Jarvis Christian College before joining Prairie View A&M as an assistant for the 2005-06 season. He was promoted to the head coaching spot the following season at age 32.

He coached Prairie View A&M to winning seasons in 2008-09 and 2009-10 and won 115 games during his time as head coach. His 2014 squad boasted the highest APR ranking among SWAC teams and also registered the best score in program history.

Since then, Rimm has served as the director of basketball operations at Texas A&M Corpus Christi in 2016-17 and as an assistant at UC Riverside in 2017-18.

Rimm played at Ventura College and California State University Los Angeles before earning his degree from Cal State, Los Angeles in 1999. He earned his master's degree in education from American InterContinental University in 2005.



## THE RIMM FILE

**School:** Cal State, Los Angeles, '99

**Seasons with IUPUI:** .....2nd season

**Career Record:** .....188-258 (14 years)

**Division I Record:** ..... 121-207 (10 years)

**IUPUI Record:** ..... 6-16 (1 year)

### Coaching Experience:

.....1997-99, Asst. Coach, Pasadena C.C.  
 ..... 1999-00, Asst. Coach, Chaffey College  
 ..... 2000-01, Asst. Coach, Cal State San Bernadino  
 ..... 2001-02, Head Coach, Texas College (women)  
 ..... 2002-05, Head Coach, Jarvis Christian  
 ..... 2006-16, Head Coach, Prairie View A&M  
 ..... 2016-17, Director of Ops., Texas A&M CC  
 ..... 2017-18, Assistant Coach, UC Riverside  
 ..... 2018-19, Associate Head Coach, IUPUI  
 .....2019-pres., Interim Head Coach, IUPUI





## PLAYER BIOS



### JAYLEN MINNETT

# #0

Junior | Guard  
6-1 | 180  
Terre Haute, Ind.  
Terre Haute South

Birthdate: July 24, 1999 (age 20)  
Major: Sports Management

#### QUICK NOTES

**2019 Horizon League 6th Man of the Year**... his 78 3's made last season was the 7th-highest single-season total in IUPUI history... enters play having made 129 career 3's, ranking 9th on the program's all-time list... his 7.1 ppg scoring average as a frosh was the highest by an IUPUI rookie since Alex Young averaged 10.8 points per game in 2008-09... his 51 3's made in '17-18 were the most by a freshman in the program's D1-era... named to the Indiana All-Star Team... finished as Terre Haute South's all-time leading scorer (1,782 career pts).

#### CAREER/SEASON HIGHS

CAREER HIGH	CATEGORY	SEASON HIGH
31 at Green Bay (1/5/2020)	PTS	31 at Green Bay (1/5/2020)
6 - twice	REB	6 - twice
7 at South Florida (11/13/19)	AST	7 at South Florida (11/13/19)
10 at Oakland (1/25/20)	FG	10 at Oakland (1/25/20)
24 at Oakland (1/25/20)	FGA	24 at Oakland (1/25/20)
7 vs. Cleveland St. (12/30/2019)	3FG	7 vs. Cleveland St. (12/30/2019)
14 at Oakland (1/25/20)	3FGA	14 at Oakland (1/25/20)
9 at Green Bay (1/5/2020)	FT	9 at Green Bay (1/5/2020)
9 - twice	FTA	9 - twice
4 at South Florida (11/13/19)	STL	4 at South Florida (11/13/19)
1 - 6x	BLK	1 - 3x
40 - twice	MIN	40 - twice

#### GAME-BY-GAME

Opponent	MIN	FG	3FG	FT	O-D-T	PF	A	TO	B	S	PTS
at Butler*	34	3-12	1-7	0-0	2-3-5	2	0	0	1	0	7
at Bradley*	29	5-11	5-8	2-2	0-3-3	0	2	2	0	0	17
Anderson*	29	6-14	4-10	1-2	0-5-5	3	3	1	0	1	17
at South Fla.*	34	5-14	4-9	3-3	1-2-3	0	7	4	0	4	17
at Loyola*	30	2-8	2-8	0-0	1-3-4	0	3	3	0	1	6
vs. Loyola (Md.)*	30	5-13	2-8	0-0	1-5-6	4	3	6	0	3	12
vs. Southern*	27	2-10	1-5	1-1	0-5-5	0	3	1	0	0	6
Evansville*	36	6-17	3-11	3-4	0-4-4	3	4	0	0	0	18
at Morehead St.*	38	5-17	2-7	1-3	1-4-5	1	3	0	0	3	13
at Ball St.*	35	6-12	4-7	1-3	0-3-3	0	0	1	0	1	17
IU South Bend*	35	5-12	5-10	0-0	0-2-2	2	3	5	1	2	15
Purdue FW*	36	5-16	3-11	4-4	0-5-5	0	4	2	0	0	17
at Fresno St.*	38	4-10	2-7	3-4	0-2-2	2	2	1	0	1	13
Youngstown St.*	34	6-13	4-9	0-0	0-0-0	3	6	6	0	1	16
Cleveland St.*	37	8-16	7-13	0-0	0-0-0	3	6	1	0	2	23
at Milwaukee*	38	6-17	2-7	4-5	0-4-4	3	3	1	0	2	18
at Green Bay*	40	8-15	6-10	9-9	0-3-3	1	6	1	0	1	31
Wright St.*	38	7-17	3-12	7-9	2-2-4	1	2	1	0	3	24
Northern Ky.*	34	1-7	1-5	4-4	0-3-3	1	4	2	0	1	7
UIC*	35	3-13	2-8	4-4	0-1-1	4	3	3	1	1	12
at Detroit Mercy*	36	6-17	3-12	0-0	0-2-2	3	5	6	0	1	15
at Oakland*	40	10-24	6-14	4-5	1-5-6	2	5	7	0	1	30
at Cleveland St.											
at Youngstown St.											
Green Bay											
Milwaukee											
at Northern Ky.											
at Wright St.											
at UIC											
Oakland											
Detroit Mercy											
HL 1st Round											
HL 2nd Round											
HL Semis											
HL Finals											

\* denotes starter

#### CAREER STATS

Season	GP-GS	MIN-Avg	FG	Pct.	3FG	Pct.	FT	Pct.
2017-18	30-4	630-21.0	69-173	.399	51-126	.405	24-30	.800
2018-19	33-1	790-23.9	131-368	.356	78-247	.316	55-63	.873
2019-20	22-22	763-34.7	114-305	.374	72-198	.364	51-62	.823
<b>TOTALS</b>	<b>85-27</b>	<b>2183-25.7</b>	<b>314-846</b>	<b>.371</b>	<b>201-571</b>	<b>.352</b>	<b>130-155</b>	<b>.839</b>

#### REBOUNDS

Season	O-D-REB-AVG.	PF-DQ	AST	TO	BLK	STL	PTS-PPG
2017-18	12-24-36-1.2	42-0	35	39	1	14	213-7.1
2018-19	10-58-68-2.1	53-0	65	49	2	29	395-12.0
2019-20	9-66-75-3.4	38-0	77	54	3	29	351-16.0
<b>TOTALS</b>	<b>31-148-179-2.1</b>	<b>133-0</b>	<b>177</b>	<b>142</b>	<b>6</b>	<b>72</b>	<b>959-11.3</b>



### JAKOBY KEMP

# #1

Junior | Forward  
6-8 | 190  
Layton, Utah  
Layton (Missouri/Salt Lake C.C.)

Birthdate: September 22, 1997 (age 22)  
Major: General Studies

#### QUICK NOTES

Redshirted as a freshman at Missouri before transferring to play at Salt Lake Community College last season... helped Salt Lake to a 30-3 record and a trip to the NJCAA Tournament after winning the District I title... averaged 4.5 points and 2.6 rebounds per game as a freshman at Salt Lake... first-ever native of Utah in the IUPUI basketball program's history... older brother, Marcus, is a wide receiver for the Kansas City Chiefs (currently on IR) and played collegiately at Hawaii.

#### CAREER/SEASON HIGHS

CAREER HIGH	CATEGORY	SEASON HIGH
8 vs. IU Northwest (12/12/18)	PTS	2 - 3x
4 at Cleveland State (2/16/19)	REB	3 at Morehead State (12/4/19)
1 - twice	AST	1 at Detroit Mercy (1/23/20)
3 vs. IU Northwest (12/12/18)	FG	1 - 3x
7 at Ball State (12/7/19)	FGA	7 at Ball State (12/7/19)
---	3FG	---
1 - twice	3FGA	1 at Detroit Mercy (1/23/20)
3 vs. IU Kokomo (12/6/18)	FT	---
4 vs. IU Kokomo (12/6/18)	FTA	---
1 - twice	STL	1 at Ball State (12/7/19)
1 vs. IU Kokomo (12/6/18)	BLK	---
11 - 3x	MIN	11 - twice

#### GAME-BY-GAME

Opponent	MIN	FG	3FG	FT	O-D-T	PF	A	TO	B	S	PTS
at Butler											DID NOT PLAY
at Bradley											DID NOT PLAY
Anderson											DID NOT PLAY
at South Fla.											DID NOT PLAY
at Loyola											DID NOT PLAY
vs. Loyola (Md.)											DID NOT PLAY
vs. Southern											DID NOT PLAY
Evansville											DID NOT PLAY
at Morehead St.	6	1-2	0-0	0-0	0-3-3	0	0	1	0	0	2
at Ball St.	11	1-7	0-0	0-0	2-0-2	1	0	0	0	1	2
IU South Bend	2	0-1	0-1	0-0	0-0-0	0	0	0	0	0	0
Purdue FW											DID NOT PLAY
at Fresno St.	0+	0-0	0-0	0-0	0-0-0	1	0	1	0	0	0
Youngstown St.											DID NOT PLAY
Cleveland St.											DID NOT PLAY
at Milwaukee											DID NOT PLAY
at Green Bay											DID NOT PLAY
Wright St.	2	0-1	0-0	0-0	0-0-0	1	0	0	0	0	0
Northern Ky.											DID NOT PLAY
UIC	3	0-0	0-0	0-0	0-0-0	1	0	0	0	0	0
at Detroit Mercy	11	1-2	0-1	0-0	1-0-1	0	1	1	0	0	2
at Oakland											DID NOT PLAY
at Cleveland St.											
at Youngstown St.											
Green Bay											
Milwaukee											
at Northern Ky.											
at Wright St.											
at UIC											
Oakland											
Detroit Mercy											
HL 1st Round											
HL 2nd Round											
HL Semis											
HL Finals											

\* denotes starter

#### CAREER STATS


Season	GP-GS	MIN-Avg	FG	Pct.	3FG	Pct.	FT	Pct.
2018-19	6-0	34-5.7	6-7	.857	0-1	.000	5-8	.625
2019-20	7-0	35-5.0	3-13	.231	0-2	.000	0-0	.000
<b>TOTALS</b>	<b>13-0</b>	<b>69-5.3</b>	<b>9-20</b>	<b>.450</b>	<b>0-3</b>	<b>.000</b>	<b>5-8</b>	<b>.625</b>

#### REBOUNDS

Season	O-D-REB-AVG.	PF-DQ	AST	TO	BLK	STL	PTS-PPG
2018-19	5-3-8-1.3	5-0	1	4	1	1	17-2.8
2019-20	3-3-6-0.9	4-0	1	3	0	1	6-0.9
<b>TOTALS</b>	<b>8-6-14-1.1</b>	<b>9-0</b>	<b>2</b>	<b>7</b>	<b>1</b>	<b>2</b>	<b>23-1.8</b>



## PLAYER BIOS



### JAMIL JACKSON JR. #2

**Junior | Guard/Forward**  
**6-6 | 190**  
**Minneapolis, Minn.**  
**Minneapolis North (Southern Utah)**

**Birthdate:** Mar. 5, 1998 (age 21)  
**Major:** General Studies

#### QUICK NOTES

Joined the IUPUI program in the summer of 2018 and sat out the 2018-19 season after transferring in from Southern Utah... limited to five games at SUU, totaling 14 points before missing the remainder of the season to injury... was an HM NJCAA All-American selection after averaging 16.3 ppg and 6.4 rpg as a freshman at Williston State in 2016-17... was named among the nation's Top 75 JUCO players after that season... hasn't played in a game since Nov. 25, 2017 when SUU lost at UNLV, 101-82... full name is Nieta Jamil Aki Jackson.

#### CAREER/SEASON HIGHS

CAREER HIGH	CATEGORY	SEASON HIGH
11 vs. IU South Bend (12/10/19)	PTS	11 vs. IU South Bend (12/10/19)
4 - twice	REB	4 - twice
2 - 4x	AST	2 - twice
4 - twice	FG	4 vs. IU South Bend (12/10/19)
13 vs. IU South Bend (12/10/19)	FGA	13 vs. IU South Bend (12/10/19)
2 - twice	3FG	2 - twice
5 at Fresno State (12/20/19)	3FGA	5 at Fresno State (12/20/19)
4 at Bradley (11/9/19)	FT	4 at Bradley (11/9/19)
5 at Bradley (11/9/19)	FTA	5 at Bradley (11/9/19)
1 - 5x	STL	1 - 3x
1 - twice	BLK	1 vs. Purdue Fort Wayne (12/14/19)
24 at Fresno State (12/20/19)	MIN	24 at Fresno State (12/20/19)

#### GAME-BY-GAME

Opponent	MIN	FG	3FG	FT	O-D-T	PF	A	TO	B	S	PTS
at Butler					DID NOT PLAY						
at Bradley	19	1-5	0-3	4-5	0-2-2	1	0	1	0	0	6
Anderson	16	0-5	0-3	0-0	0-4-4	0	2	0	0	0	0
at South Fla.	9	1-4	1-3	0-0	0-0-0	2	0	2	0	0	3
at Loyola	5	2-3	2-2	1-2	0-0-0	0	0	1	0	0	7
vs. Loyola (Md.)	7	0-1	0-1	0-0	0-0-0	1	0	1	0	0	0
vs. Southern	2	0-0	0-0	0-0	0-0-0	0	0	0	0	0	0
Evansville					DID NOT PLAY						
at Morehead St.					DID NOT PLAY						
at Ball St.	16	1-4	0-2	1-2	0-2-2	1	0	2	0	0	3
IU South Bend	14	4-13	0-3	3-4	2-0-2	0	0	0	0	1	11
Purdue FW	17	2-6	1-3	0-0	0-1-1	0	1	0	1	1	5
at Fresno St.	24	3-9	2-5	2-3	0-1-1	3	1	2	0	0	10
Youngstown St.	8	1-1	1-1	0-0	0-1-1	1	1	2	0	0	3
Cleveland St.	20	1-5	0-3	0-0	0-0-0	1	2	2	0	0	2
at Milwaukee					DID NOT PLAY						
at Green Bay	3	0-1	0-1	0-0	0-0-0	1	0	0	0	0	0
Wright St.	5	0-2	0-1	0-0	1-0-1	1	1	1	0	0	0
Northern Ky.	13	1-6	0-4	3-4	0-2-2	3	0	1	0	1	5
UIC	12	1-5	0-2	1-2	1-3-4	0	0	1	0	0	3
at Detroit Mercy					DID NOT PLAY						
at Oakland	10	1-2	0-1	0-0	0-2-2	2	1	0	0	0	2
at Cleveland St.											
at Youngstown St.											
Green Bay											
Milwaukee											
at Northern Ky.											
at Wright St.											
at UIC											
Oakland											
Detroit Mercy											
HL 1st Round											
HL 2nd Round											
HL Semis											
HL Finals											

\* denotes starter

#### CAREER STATS

Season	GP-GS	MIN-Avg	FG	Pct.	3FG	Pct.	FT	Pct.
2017-18*	5-0	71-14.2	6-14	.429	0-3	.000	2-2	1.000
2019-20	17-0	201-11.8	19-72	.264	7-38	.184	15-22	.682
<b>TOTALS</b>	<b>17-0</b>	<b>201-11.8</b>	<b>19-72</b>	<b>.264</b>	<b>7-38</b>	<b>.184</b>	<b>15-22</b>	<b>.682</b>

#### REBOUNDS

Season	O-D-REB-AVG.	PF-DQ	AST	TO	BLK	STL	PTS-PPG
2017-18*	1-1-2-0.4	9-1	5	3	1	2	14-2.8
2019-20	4-18-22-1.3	17-0	9	16	1	3	60-3.5
<b>TOTALS</b>	<b>4-18-22-1.3</b>	<b>17-0</b>	<b>9</b>	<b>16</b>	<b>1</b>	<b>3</b>	<b>60-3.5</b>

\*at Southern Utah | TOTALS only reflect IUPUI totals



### MIKE DePERSIA #10

**Freshman | Guard**  
**5-11 | 170**  
**Cherry Hill, N.J.**  
**Haddonfield Memorial**

**Birthdate:** Apr. 30, 2000 (age 19)  
**Major:** Biomedical Engineering

#### QUICK NOTES

Named the South Jersey Player of the Decade... starting PG on two-time New Jersey state champion Haddonfield Memorial team... the DePersia family is one of just four families in New Jersey high school history to have three siblings all score 1,000 career points as his twin brothers, Nick and Rob, also hit for 1,000 career points... Nick and Rob later played at Rowan University in Glassboro, N.J.... Rob now serves as a graduate assistant on Villanova's MBB staff... played AAU for Team Speed/VIS AAU.

#### CAREER/SEASON HIGHS

CAREER HIGH	CATEGORY	SEASON HIGH
11 vs. Cleveland St. (12/30/2019)	PTS	11 vs. Cleveland St. (12/30/2019)
6 vs. Anderson (11/11/19)	REB	6 vs. Anderson (11/11/19)
8 at Green Bay (1/5/2020)	AST	8 at Green Bay (1/5/2020)
3 vs. Cleveland St. (12/30/2019)	FG	3 vs. Cleveland St. (12/30/2019)
6 at Loyola Chicago (11/20/19)	FGA	6 at Loyola Chicago (11/20/19)
1 - twice	3FG	1 - twice
3 - twice	3FGA	3 - twice
6 vs. Wright St. (1/10/20)	FT	6 vs. Wright St. (1/10/20)
10 vs. Wright St. (1/10/20)	FTA	10 vs. Wright St. (1/10/20)
3 - 3x	STL	3 - 3x
---	BLK	---
37 at Loyola Chicago (11/20/19)	MIN	37 at Loyola Chicago (11/20/19)

#### GAME-BY-GAME

Opponent	MIN	FG	3FG	FT	O-D-T	PF	A	TO	B	S	PTS
at Butler	26	0-1	0-1	0-0	0-2-2	2	2	1	0	0	0
at Bradley	22	1-4	0-3	0-1	0-2-2	2	1	0	0	0	2
Anderson*	33	2-4	0-2	0-1	1-5-6	2	0	5	0	1	4
at South Fla.*	30	2-3	0-1	0-0	2-2-4	3	3	3	0	2	4
at Loyola*	37	2-6	0-1	0-0	1-1-2	3	4	1	0	3	4
vs. Loyola (Md.)*	25	0-3	0-2	1-2	0-0-0	1	3	0	0	2	1
vs. Southern*	26	2-5	0-0	3-5	1-1-2	4	1	1	0	0	7
Evansville*	20	0-2	0-1	1-2	0-1-1	1	1	0	0	0	1
at Morehead St.	13	0-2	0-2	0-0	0-1-1	1	3	0	0	1	0
at Ball St.	15	0-1	0-0	0-1	2-0-2	2	1	2	0	0	0
IU South Bend	16	0-5	0-2	1-2	1-1-2	1	2	2	0	3	1
Purdue FW	15	1-2	0-1	0-0	0-0-0	2	0	1	0	1	2
at Fresno St.	24	0-1	0-0	0-0	0-1-1	1	3	5	0	1	0
Youngstown St.	14	1-1	0-0	0-2	0-0-0	0	3	0	0	2	2
Cleveland St.*	24	3-3	1-1	4-4	2-2-4	3	4	3	0	2	11
at Milwaukee	24	2-4	0-1	0-0	2-3-5	4	5	1	0	1	4
at Green Bay	31	1-5	1-3	0-0	2-3-5	4	8	1	0	1	3
Wright St.	19	0-1	0-1	6-10	1-3-4	1	1	1	0	0	6
Northern Ky.	18	2-4	0-2	0-0	0-1-1	4	3	0	0	0	4
UIC*	32	0-2	0-1	0-1	0-5-5	0	3	1	0	2	0
at Detroit Mercy*	33	0-5	0-2	0-0	1-3-4	2	3	1	0	3	0
at Oakland	9	0-0	0-0	0-0	0-0-0	0	2	3	0	1	0
at Cleveland St.											
at Youngstown St.											
Green Bay											
Milwaukee											
at Northern Ky.											
at Wright St.											
at UIC											
Oakland											
Detroit Mercy											
HL 1st Round											
HL 2nd Round											
HL Semis											
HL Finals											

\* denotes starter


#### CAREER STATS

Season	GP-GS	MIN-Avg	FG	Pct.	3FG	Pct.	FT	Pct.
2019-20	22-9	506-23.0	19-63	.302	2-27	.074	16-31	.516
<b>TOTALS</b>	<b>22-9</b>	<b>506-23.0</b>	<b>19-63</b>	<b>.302</b>	<b>2-27</b>	<b>.074</b>	<b>16-31</b>	<b>.516</b>

#### REBOUNDS

Season	O-D-REB-AVG.	PF-DQ	AST	TO	BLK	STL	PTS-PPG
2019-20	16-37-53-2.4	43-0	56	32	0	26	56-2.5
<b>TOTALS</b>	<b>16-37-53-2.4</b>	<b>43-0</b>	<b>56</b>	<b>32</b>	<b>0</b>	<b>26</b>	<b>56-2.5</b>

## PLAYER BIOS



### BRANDON KENYON #11

Sophomore | Forward/Center  
6-10 | 225  
Caledonia, Ontario  
RISE Prep

Birthdate: February 18, 1999 (age 20)  
Major: Criminal Justice

#### QUICK NOTES

First Canadian-born IUPUI player since 1998-1999 (Shaun Clarke), however Clarke red-shirted his lone season and never appeared in a game for the Jaguars... was a teammate of Duke's R.J. Barrett and Florida guard Andrew Nembhard while playing for the 17U Nike EYBL UPLAY Canada program... is one of 119 Canadians playing Division I basketball this season, 77 of whom are Ontario natives.

#### CAREER/SEASON HIGHS

CAREER HIGH	CATEGORY	SEASON HIGH
8 vs. IU Kokomo (12/6/18)	PTS	7 - twice
4 - twice	REB	4 vs. Anderson (11/11/19)
1 - twice	AST	1 at Oakland (1/25/20)
3 vs. IU Kokomo (12/6/18)	FG	2 - twice
6 vs. IU Kokomo (12/6/18)	FGA	4 at Oakland (1/25/20)
1 - twice	3FG	1 - twice
2 - 3x	3FGA	2 - twice
3 - twice	FT	3 at Fresno State (12/20/19)
3 - twice	FTA	3 at Fresno State (12/20/19)
1 - 4x	STL	1 - twice
1 - 2x	BLK	---
20 at Oakland (1/25/20)	MIN	20 at Oakland (1/25/20)

#### GAME-BY-GAME

Opponent	MIN	FG	3FG	FT	O-D-T	PF	A	TO	B	S	PTS
at Butler					DID NOT PLAY						
at Bradley	5	0-0	0-0	0-0	0-1-1	3	0	0	0	1	0
Anderson	9	1-3	0-1	0-0	1-3-4	3	0	1	0	0	2
at South Fla.					DID NOT PLAY						
at Loyola	6	1-3	1-2	0-0	1-1-2	1	0	0	0	1	3
vs. Loyola (Md.)	9	1-2	0-1	1-2	0-1-1	2	0	0	0	0	3
vs. Southern					DID NOT PLAY						
Evansville					DID NOT PLAY						
at Morehead St.	2	0-0	0-0	0-0	0-0-0	0	0	0	0	0	0
at Ball St.	7	0-2	0-1	0-0	0-0-0	0	0	0	0	0	0
IU South Bend					DID NOT PLAY						
Purdue FW					DID NOT PLAY						
at Fresno St.	6	2-2	0-0	3-3	0-2-2	1	0	0	0	0	7
Youngstown St.					DID NOT PLAY						
Cleveland St.	1	0-1	0-0	0-0	0-0-0	0	0	0	0	0	0
at Milwaukee					DID NOT PLAY						
at Green Bay					DID NOT PLAY						
Wright St.					DID NOT PLAY						
Northern Ky.					DID NOT PLAY						
UIC	1	0-0	0-0	0-0	0-0-0	0	0	0	0	0	0
at Detroit Mercy	3	0-0	0-0	1-2	0-0-0	0	0	0	0	0	1
at Oakland*	20	2-4	1-2	2-2	1-0-1	4	1	0	0	0	7
at Cleveland St.											
at Youngstown St.											
Green Bay											
Milwaukee											
at Northern Ky.											
at Wright St.											
at UIC											
Oakland											
Detroit Mercy											
HL 1st Round											
HL 2nd Round											
HL Semis											
HL Finals											


\* denotes starter

#### CAREER STATS

Season	GP-GS	MIN-Avg	FG	Pct.	3FG	Pct.	FT	Pct.
2018-19	7-0	42-6.0	6-16	.375	0-4	.000	6-9	.667
2019-20	11-1	69-6.3	7-17	.412	2-7	.286	7-9	.778
<b>TOTALS</b>	<b>18-1</b>	<b>111-6.2</b>	<b>13-33</b>	<b>.394</b>	<b>2-11</b>	<b>.182</b>	<b>13-18</b>	<b>.722</b>

#### REBOUNDS

Season	O-D-REB-AVG.	PF-DQ	AST	TO	BLK	STL	PTS-PPG
2018-19	2-6-8-1.1	6-1	1	1	2	2	18-2.6
2019-20	3-8-11-1.0	14-0	1	1	0	2	23-2.1
<b>TOTALS</b>	<b>5-14-19-1.1</b>	<b>20-1</b>	<b>2</b>	<b>2</b>	<b>2</b>	<b>4</b>	<b>41-2.3</b>



### MARLON TAYLOR #12

R-Freshman | Guard/Forward  
6-5 | 220  
South Bend, Ind.  
South Bend Riley (Indiana State)

Birthdate: Jan. 12, 2000 (age 20)  
Major: Pre-Engineering

#### QUICK NOTES

Non-scholarship player joined IUPUI from Indiana State... granted immediate eligibility for the '19-20 season after only appearing in an exhibition game for the Sycamores (4 min, 2 reb vs. Rose-Hulman)... helped South Bend Riley to a 26-1 record and semistate runner-up finish his senior year... was one of four D1 players on his high school team, joining Damezi Anderson (Indiana), Shamar Dillard (Western Illinois) and Rylen Grundy (Fort Wayne)... also ran track in high school... won dunk contest at this year's Red-White Event.

#### CAREER/SEASON HIGHS

CAREER HIGH	CATEGORY	SEASON HIGH
2 vs. Wright St. (1/10/20)	PTS	2 vs. Wright St. (1/10/20)
1 - 3x	REB	1 - 3x
1 vs. Northern Kentucky (1/12/20)	AST	1 vs. Northern Kentucky (1/12/20)
1 vs. Wright St. (1/10/20)	FG	1 vs. Wright St. (1/10/20)
2 vs. Wright St. (1/10/20)	FGA	2 vs. Wright St. (1/10/20)
---	3FG	---
---	3FGA	---
---	FT	---
---	FTA	---
1 vs. Anderson (11/11/19)	STL	1 vs. Anderson (11/11/19)
---	BLK	---
4 vs. Anderson (11/11/19)	MIN	4 vs. Anderson (11/11/19)

#### GAME-BY-GAME

Opponent	MIN	FG	3FG	FT	O-D-T	PF	A	TO	B	S	PTS
at Butler					DID NOT PLAY						
at Bradley					DID NOT PLAY						
Anderson	4	0-1	0-0	0-0	0-1-1	0	0	1	0	1	0
at South Fla.					DID NOT PLAY						
at Loyola	2	0-0	0-0	0-0	0-0-0	0	0	0	0	0	0
vs. Loyola (Md.)					DID NOT PLAY						
vs. Southern	0+	0-0	0-0	0-0	0-0-0	0	0	0	0	0	0
Evansville					DID NOT PLAY						
at Morehead St.					DID NOT PLAY						
at Ball St.					DID NOT PLAY						
IU South Bend	1	0-0	0-0	0-0	0-0-0	0	0	0	0	0	0
Purdue FW					DID NOT PLAY						
at Fresno St.	0+	0-0	0-0	0-0	0-0-0	0	0	0	0	0	0
Youngstown St.					DID NOT PLAY						
Cleveland St.					DID NOT PLAY						
at Milwaukee					DID NOT PLAY						
at Green Bay					DID NOT PLAY						
Wright St.	1	1-2	0-0	0-0	1-0-1	0	0	0	0	0	2
Northern Ky.	2	0-0	0-0	0-0	0-1-1	0	1	0	0	0	0
UIC					DID NOT PLAY						
at Detroit Mercy					DID NOT PLAY						
at Oakland					DID NOT PLAY						
at Cleveland St.											
at Youngstown St.											
Green Bay											
Milwaukee											
at Northern Ky.											
at Wright St.											
at UIC											
Oakland											
Detroit Mercy											
HL 1st Round											
HL 2nd Round											
HL Semis											
HL Finals											

\* denotes starter


#### CAREER STATS

Season	GP-GS	MIN-Avg	FG	Pct.	3FG	Pct.	FT	Pct.
2019-20	7-0	10-1.4	1-3	.333	0-0	.000	0-0	.000
<b>TOTALS</b>	<b>7-0</b>	<b>10-1.4</b>	<b>1-3</b>	<b>.333</b>	<b>0-0</b>	<b>.000</b>	<b>0-0</b>	<b>.000</b>

#### REBOUNDS

Season	O-D-REB-AVG.	PF-DQ	AST	TO	BLK	STL	PTS-PPG
2019-20	1-2-3-0.4	0-0	1	1	0	1	2-0.3
<b>TOTALS</b>	<b>1-2-3-0.4</b>	<b>0-0</b>	<b>1</b>	<b>1</b>	<b>0</b>	<b>1</b>	<b>2-0.3</b>

# PLAYER BIOS



**ISAIAH WILLIAMS**  
**#13**  
 Junior | Guard/Forward  
 6-8 | 225  
 Dayton, Ohio  
 Stivers School for the Arts (Pensacola St.)

**Birthdate:** Jan. 20, 1998 (age 22)  
**Major:** General Studies

## QUICK NOTES

Known by his teammates as Zay... well traveled wing is on his fourth school in four years... began his career at Akron (2016-17), but sat out as a redshirt... played freshman campaign at Liberty (2017-18), appearing in 30 games and making 10 starts while averaging 4.2 points and 2.2 rebounds per game... played last season at Pensacola State (Fla.) College, where he averaged 13.1 points and 5.4 rebounds per game... was a first-team All-City and 2nd team All-State honoree after his senior year at Stivers School for the Arts in Dayton.

## CAREER/SEASON HIGHS

CAREER HIGH	CATEGORY	SEASON HIGH
15 vs. Evansville (11/30/19)	PTS	15 vs. Evansville (11/30/19)
8 vs. Evansville (11/30/19)	REB	8 vs. Evansville (11/30/19)
5 vs. Loyola (Md.) (11/25/2019)	AST	5 vs. Loyola (Md.) (11/25/2019)
5 vs. Evansville (11/30/19)	FG	5 vs. Evansville (11/30/19)
9 vs. Northern Kentucky (1/12/20)	FGA	9 vs. Northern Kentucky (1/12/20)
2 vs. Youngstown State (12/28/19)	3FG	2 vs. Youngstown State (12/28/19)
4 vs. Youngstown State (12/28/19)	3FGA	4 vs. Youngstown State (12/28/19)
9 vs. Clarks Summit (11/10/17)	FT	5 - 3x
11 vs. Clarks Summit (11/10/17)	FTA	10 vs. Evansville (11/30/19)
2 - 3x	STL	2 - 3x
2 - twice	BLK	2 - twice
32 vs. Evansville (11/30/19)	MIN	32 vs. Evansville (11/30/19)

## GAME-BY-GAME

Opponent	MIN	FG	3FG	FT	O-D-T	PF	A	TO	B	S	PTS
at Butler*	26	1-5	0-0	1-5	2-2-4	3	1	3	0	0	3
at Bradley*	29	3-8	1-1	2-5	1-4-5	1	1	4	0	1	9
Anderson*	18	3-8	0-1	1-5	3-4-7	4	1	1	0	0	7
at South Fla.*	26	3-6	1-1	2-4	1-1-2	4	0	2	0	0	9
at Loyola*	19	2-6	0-1	5-6	2-2-4	5	1	4	0	0	9
vs. Loyola (Md.)	23	3-5	0-0	1-3	1-4-5	2	5	2	0	2	7
vs. Southern	25	4-7	0-0	5-8	4-2-6	1	0	0	0	0	13
Evansville	32	5-7	0-0	5-10	2-6-8	4	3	3	0	0	15
at Morehead St.	21	3-8	0-0	1-4	2-3-5	4	0	5	2	0	7
at Ball St.	19	1-7	0-0	0-0	1-3-4	5	0	2	0	0	2
IU South Bend*	24	3-7	0-0	4-4	3-0-3	0	1	1	2	2	10
Purdue FW*	23	3-5	0-0	0-0	1-3-4	4	1	2	1	0	6
at Fresno St.*	14	4-8	0-1	2-3	2-3-5	2	0	1	0	1	10
Youngstown St.*	26	4-8	2-4	4-6	2-3-5	4	3	0	0	0	14
Cleveland St.	DID NOT PLAY										
at Milwaukee*	23	2-7	0-0	2-4	0-3-3	4	2	2	0	2	6
at Green Bay*	11	1-2	0-0	0-0	0-4-4	4	2	1	0	1	2
Wright St.*	20	0-4	0-2	4-6	0-2-2	4	2	1	0	0	4
Northern Ky.*	20	4-9	0-0	3-5	3-1-4	2	1	2	0	1	11
UIC	DID NOT PLAY										
at Detroit Mercy	DID NOT PLAY										
at Oakland	DID NOT PLAY										
at Cleveland St.											
at Youngstown St.											
Green Bay											
Milwaukee											
at Northern Ky.											
at Wright St.											
at UIC											
Oakland											
Detroit Mercy											
HL 1st Round											
HL 2nd Round											
HL Semis											
HL Finals											

\* denotes starter


## CAREER STATS

Season	GP-GS	MIN-Avg	FG	Pct.	3FG	Pct.	FT	Pct.
2017-18*	30-10	420-14.0	41-90	.456	3-10	.300	40-68	.588
2019-20	18-13	399-22.2	49-117	.419	4-11	.364	42-78	.538
<b>TOTALS</b>	<b>18-13</b>	<b>399-22.2</b>	<b>49-117</b>	<b>.419</b>	<b>4-11</b>	<b>.364</b>	<b>42-78</b>	<b>.538</b>

## REBOUNDS

Season	O-D-REB-AVG.	PF-DQ	AST	TO	BLK	STL	PTS-PPG
2017-18*	24-41-65-2.2	58-2	22	40	6	9	125-4.2
2019-20	30-50-80-4.4	57-2	24	36	5	10	144-8.0
<b>TOTALS</b>	<b>30-50-80-4.4</b>	<b>57-2</b>	<b>24</b>	<b>36</b>	<b>5</b>	<b>10</b>	<b>144-8.0</b>

\*at Liberty | TOTALS only reflect IUPUI totals



**MARCUS BURK**  
**#14**  
 Junior | Guard  
 6-3 | 205  
 Indianapolis, Ind.  
 Franklin Central (Campbell)

**Birthdate:** Sept. 27, 1997 (age 22)  
**Major:** General Studies

## QUICK NOTES

Born in Gary, Ind.... Indianapolis-native returned to the city last summer and sat out last season after playing two years at Campbell... played in 69 games and averaged 11.2 points per game at Campbell, while connecting on 158 3's in his two seasons... averaged 15 points per game as a sophomore, connecting on 91 3's for the season... was the Big South POTW on Nov. 27, 2017 after averaging 24.3 points per game over a 4-game stretch... he and Campbell teammate Chris Clemons (42 pts, 10-14 3's) each hit 10 3's in a game against Liberty on Jan. 22, 2018.

## CAREER/SEASON HIGHS

CAREER HIGH	CATEGORY	SEASON HIGH
39 at Oakland (1/25/20)	PTS	39 at Oakland (1/25/20)
10 at Detroit Mercy (1/23/20)	REB	10 at Detroit Mercy (1/23/20)
7 vs. The Citadel (12/14/17)	AST	4 - twice
12 - 4x	FG	12 - twice
24 at Oakland (1/25/20)	FGA	24 at Oakland (1/25/20)
10 at Liberty (1/23/18)	3FG	8 at Oakland (1/25/20)
16 at Liberty (1/23/18)	3FGA	15 at Oakland (1/25/20)
7 - twice	FT	7 - twice
10 at Oakland (1/25/20)	FTA	10 at Oakland (1/25/20)
4 - twice	STL	4 vs. Anderson (11/11/19)
2 vs. The Citadel (12/14/17)	BLK	1 - 3x
44 at Oakland (1/25/20)	MIN	44 at Oakland (1/25/20)

## GAME-BY-GAME

Opponent	MIN	FG	3FG	FT	O-D-T	PF	A	TO	B	S	PTS
at Butler*	37	7-21	2-11	1-1	2-3-5	1	1	5	0	1	17
at Bradley*	27	6-13	1-5	2-2	0-3-3	4	1	1	0	2	15
Anderson*	31	10-19	4-9	1-1	0-2-2	1	2	2	0	4	25
at South Fla.*	35	10-14	4-5	2-2	2-7-9	3	2	5	0	1	26
at Loyola*	34	9-19	5-8	0-0	0-3-3	3	0	1	0	1	23
vs. Loyola (Md.)*	33	12-21	7-10	1-2	0-3-3	4	1	2	0	2	32
vs. Southern*	38	10-21	6-14	1-1	1-1-2	4	2	2	0	1	27
Evansville*	34	7-19	2-6	2-4	0-0-0	4	3	2	1	0	18
at Morehead St.*	36	3-12	1-4	1-2	1-3-4	3	1	2	0	2	8
at Ball St.*	24	2-8	1-3	1-2	0-1-1	5	0	2	0	1	6
IU South Bend*	31	7-20	5-10	2-2	0-1-1	3	3	3	0	1	21
Purdue FW*	35	7-14	3-8	5-6	0-4-4	1	4	0	0	2	22
at Fresno St.*	16	1-10	0-2	0-0	0-2-2	1	0	1	0	1	2
Youngstown St.*	38	5-17	2-8	4-9	1-1-2	2	3	0	1	2	16
Cleveland St.*	35	6-12	1-4	6-7	1-3-4	3	4	5	0	2	19
at Milwaukee*	34	7-14	0-4	1-2	0-3-3	3	1	5	0	0	15
at Green Bay*	38	10-21	4-9	3-3	0-6-6	1	2	4	0	2	27
Wright St.*	30	4-12	2-5	7-7	0-2-2	5	0	2	0	1	17
Northern Ky.*	36	9-16	2-8	5-6	0-3-3	3	3	3	0	2	25
UIC*	40	6-14	2-7	4-4	0-3-3	3	1	0	0	1	18
at Detroit Mercy*	38	10-22	5-12	0-0	2-8-10	0	3	0	1	1	25
at Oakland*	44	12-24	8-15	7-10	2-1-3	3	3	0	0	0	39
at Cleveland St.											
at Youngstown St.											
Green Bay											
Milwaukee											
at Northern Ky.											
at Wright St.											
at UIC											
Oakland											
Detroit Mercy											
HL 1st Round											
HL 2nd Round											
HL Semis											
HL Finals											

\* denotes starter

## CAREER STATS

Season	GP-GS	MIN-Avg	FG	Pct.	3FG	Pct.	FT	Pct.
2016-17*	36-12	754-20.9	96-224	.429	67-167	.401	29-37	.784
2017-18*	33-32	1050-31.8	173-353	.490	91-226	.403	51-60	.850
2019-20	22-22	744-33.8	160-363	.441	67-167	.401	56-73	.767
<b>TOTALS</b>	<b>22-22</b>	<b>744-33.8</b>	<b>160-363</b>	<b>.441</b>	<b>67-167</b>	<b>.401</b>	<b>56-73</b>	<b>.767</b>

## REBOUNDS

Season	O-D-REB-AVG.	PF-DQ	AST	TO	BLK	STL	PTS-PPG
2016-17*	9-78-87-2.4	51-0	28	25	3	17	288-8.0
2017-18*	19-100-119-3.6	58-1	38	45	8	42	488-14.8
2019-20	12-63-75-3.4	60-2	40	47	3	30	443-20.1
<b>TOTALS</b>	<b>12-63-75-3.4</b>	<b>60-2</b>	<b>40</b>	<b>47</b>	<b>3</b>	<b>30</b>	<b>443-20.1</b>

\*at Campbell | TOTALS only reflect IUPUI totals



## PLAYER BIOS



### TAVEION WHITE

# #15

**Freshman | Forward**  
**6-7 | 190**  
**Prosper, Texas**  
**PHS Academy**

**Birthdate:** Nov. 25, 1999 (age 20)  
**Major:** Business

#### QUICK NOTES

Known as Taye by his teammates... Texas-native played at PHS (Fla.) Academy as a post-grad in 2018-19 where he was one of 14 who went on to play college basketball, four at the D1 level... was a 1st Team All-District selection after his senior year at Prosper (Texas) High School... chose IUPUI over offers from Buffalo, Oral Roberts, Presbyterian and USC Upstate.



### SAWYER STOLTZ

# #20

**Freshman | Forward**  
**6-9 | 200**  
**Huntington, Ind.**  
**Huntington North**

**Birthdate:** May 3, 2000 (age 19)  
**Major:** Biology

#### QUICK NOTES

Non-scholarship addition to the team played three seasons at Huntington North where he was an HM All-State honoree following a senior year in which he averaged 13.2 points and 5.8 rebounds per game... was a 2nd team Northeast 8 Conference (NE8) honoree... played AAU basketball for Indiana Elite.

#### CAREER/SEASON HIGHS

CAREER HIGH	CATEGORY	SEASON HIGH
---	PTS	---
2 - 3x	REB	2 - 3x
---	AST	---
---	FG	---
1 - twice	FGA	1 - twice
---	3FG	---
---	3FGA	---
---	FT	---
---	FTA	---
1 vs. Anderson (11/11/19)	STL	1 vs. Anderson (11/11/19)
1 vs. Anderson (11/11/19)	BLK	1 vs. Anderson (11/11/19)
9 vs. Anderson (11/11/19)	MIN	9 vs. Anderson (11/11/19)

#### GAME-BY-GAME

Opponent	MIN	FG	3FG	FT	O-D-T	PF	A	TO	B	S	PTS
at Butler					DID NOT PLAY						
at Bradley	0+	0-0	0-0	0-0	0-0-0	0	0	0	0	0	0
Anderson	9	0-1	0-0	0-0	2-0-2	2	0	1	1	1	0
at South Fla.	0+	0-0	0-0	0-0	0-0-0	0	0	0	0	0	0
at Loyola	1	0-0	0-0	0-0	0-0-0	0	0	0	0	0	0
vs. Loyola (Md.)					DID NOT PLAY						
vs. Southern	0+	0-0	0-0	0-0	0-0-0	0	0	0	0	0	0
Evansville	1	0-0	0-0	0-0	0-0-0	0	0	0	0	0	0
at Morehead St.					DID NOT PLAY						
at Ball St.	3	0-0	0-0	0-0	0-0-0	1	0	0	0	0	0
IU South Bend					DID NOT PLAY						
Purdue FW					DID NOT PLAY						
at Fresno St.					DID NOT PLAY						
Youngstown St.					DID NOT PLAY						
Cleveland St.					DID NOT PLAY						
at Milwaukee					DID NOT PLAY						
at Green Bay					DID NOT PLAY						
Wright St.	3	0-0	0-0	0-0	0-0-0	2	0	0	0	0	0
Northern Ky.	2	0-0	0-0	0-0	0-0-0	0	0	0	0	0	0
UIC					DID NOT PLAY						
at Detroit Mercy	7	0-1	0-0	0-0	1-1-2	1	0	1	0	0	0
at Oakland	5	0-0	0-0	0-0	0-2-2	1	0	0	0	0	0
at Cleveland St.											
at Youngstown St.											
Green Bay											
Milwaukee											
at Northern Ky.											
at Wright St.											
at UIC											
Oakland											
Detroit Mercy											
HL 1st Round											
HL 2nd Round											
HL Semis											
HL Finals											

\* denotes starter

#### CAREER STATS

Season	GP-GS	MIN-Avg	FG	Pct.	3FG	Pct.	FT	Pct.
2019-20	11-0	31-2.8	0-2	.000	0-0	.000	0-0	.000
<b>TOTALS</b>	<b>11-0</b>	<b>31-2.8</b>	<b>0-2</b>	<b>.000</b>	<b>0-0</b>	<b>.000</b>	<b>0-0</b>	<b>.000</b>

#### REBOUNDS

Season	O-D-REB-AVG.	PF-DQ	AST	TO	BLK	STL	PTS-PPG
2019-20	3-3-6-0.5	7-0	0	2	1	1	0-0.0
<b>TOTALS</b>	<b>3-3-6-0.5</b>	<b>7-0</b>	<b>0</b>	<b>2</b>	<b>1</b>	<b>1</b>	<b>0-0.0</b>

#### CAREER/SEASON HIGHS

CAREER HIGH	CATEGORY	SEASON HIGH
---	PTS	---
2 vs. Anderson (11/11/19)	REB	2 vs. Anderson (11/11/19)
---	AST	---
---	FG	---
1 at Bradley (11/9/19)	FGA	1 at Bradley (11/9/19)
---	3FG	---
---	3FGA	---
---	FT	---
---	FTA	---
---	STL	---
1 vs. Anderson (11/11/19)	BLK	1 vs. Anderson (11/11/19)
4 vs. Anderson (11/11/19)	MIN	4 vs. Anderson (11/11/19)

#### GAME-BY-GAME

Opponent	MIN	FG	3FG	FT	O-D-T	PF	A	TO	B	S	PTS
at Butler					DID NOT PLAY						
at Bradley	1	0-1	0-0	0-0	0-0-0	0	0	0	0	0	0
Anderson	4	0-0	0-0	0-0	0-2-2	0	0	2	1	0	0
at South Fla.					DID NOT PLAY						
at Loyola	1	0-0	0-0	0-0	0-0-0	0	0	0	0	0	0
vs. Loyola (Md.)					DID NOT PLAY						
vs. Southern					DID NOT PLAY						
Evansville					DID NOT PLAY						
at Morehead St.					DID NOT PLAY						
at Ball St.	2	0-0	0-0	0-0	0-0-0	0	0	0	0	0	0
IU South Bend					DID NOT PLAY						
Purdue FW					DID NOT PLAY						
at Fresno St.					DID NOT PLAY						
Youngstown St.					DID NOT PLAY						
Cleveland St.					DID NOT PLAY						
at Milwaukee					DID NOT PLAY						
at Green Bay					DID NOT PLAY						
Wright St.					DID NOT PLAY						
Northern Ky.					DID NOT PLAY						
UIC					DID NOT PLAY						
at Detroit Mercy					DID NOT PLAY						
at Oakland					DID NOT PLAY						
at Cleveland St.											
at Youngstown St.											
Green Bay											
Milwaukee											
at Northern Ky.											
at Wright St.											
at UIC											
Oakland											
Detroit Mercy											
HL 1st Round											
HL 2nd Round											
HL Semis											
HL Finals											

\* denotes starter

#### CAREER STATS

Season	GP-GS	MIN-Avg	FG	Pct.	3FG	Pct.	FT	Pct.
2019-20	4-0	8-2.0	0-1	.000	0-0	.000	0-0	.000
<b>TOTALS</b>	<b>4-0</b>	<b>8-2.0</b>	<b>0-1</b>	<b>.000</b>	<b>0-0</b>	<b>.000</b>	<b>0-0</b>	<b>.000</b>

#### REBOUNDS

Season	O-D-REB-AVG.	PF-DQ	AST	TO	BLK	STL	PTS-PPG
2019-20	0-2-2-0.5	0-0	0	2	1	0	0-0.0
<b>TOTALS</b>	<b>0-2-2-0.5</b>	<b>0-0</b>	<b>0</b>	<b>2</b>	<b>1</b>	<b>0</b>	<b>0-0.0</b>

## PLAYER BIOS



### GRANT WEATHERFORD #23

**Junior | Guard**  
**6-2 | 195**  
**Cicero, Ind.**  
**Hamilton Heights (Purdue/Midland J.C.)**

**Birthdate:** August 7, 1996 (age 23)  
**Major:** General Studies

#### QUICK NOTES

Began his college career by redshirting in 2015-16 at Purdue before transferring to Midland [Tex.] College for the 2016-17 season... was granted a clock extension in December 2018, effectively, making him a junior... comes from a family filled with athletes as brother Sterling is a sophomore DB on the Miami (Ohio) football team, older sister Dakota played basketball at Evansville & Louisville and oldest brother Austin played basketball at Rose Hulman... also garnered D1 football interest as a WR (155 catches, 60 TDs in high school).

#### CAREER/SEASON HIGHS

CAREER HIGH	CATEGORY	SEASON HIGH
21 vs. Green Bay (2/24/19)	PTS	17 - twice
13 at Oakland (1/25/20)	REB	13 at Oakland (1/25/20)
6 - 3x	AST	6 vs. Purdue Fort Wayne (12/14/19)
7 at Morehead State (12/4/19)	FG	7 at Morehead State (12/4/19)
19 vs. UIC (1/18/20)	FGA	19 vs. UIC (1/18/20)
5 - 2x	3FG	5 at Fresno State (12/20/19)
8 vs. UIC (1/18/20)	3FGA	8 vs. UIC (1/18/20)
7 - 3x	FT	7 vs. UIC (1/18/20)
10 vs. UIC (1/18/20)	FTA	10 vs. UIC (1/18/20)
5 vs. Purdue Fort Wayne (12/14/19)	STL	5 vs. Purdue Fort Wayne (12/14/19)
2 vs. UIC (1/18/20)	BLK	2 vs. UIC (1/18/20)
41 at Oakland (1/25/20)	MIN	41 at Oakland (1/25/20)

#### GAME-BY-GAME

Opponent	MIN	FG	3FG	FT	O-D-T	PF	A	TO	B	S	PTS
at Butler*	30	3-5	0-1	0-2	2-3-5	1	1	1	0	0	6
at Bradley*	32	0-6	0-4	1-2	0-1-1	1	4	4	0	0	1
Anderson	23	3-3	0-0	0-0	3-6-9	1	4	3	0	2	6
at South Fla.	34	2-2	0-0	2-2	0-3-3	1	1	1	0	2	6
at Loyola	27	0-2	0-0	0-0	0-0-0	2	3	1	0	0	0
vs. Loyola (Md.)	29	1-3	0-0	2-4	1-4-5	3	4	4	0	2	4
vs. Southern	32	2-4	0-1	2-2	0-1-1	3	4	2	0	3	6
Evansville	31	1-4	0-0	2-2	3-3-6	2	1	1	0	1	4
at Morehead St.*	38	7-10	3-4	0-1	1-1-2	3	1	1	0	1	17
at Ball St.*	31	4-8	0-1	2-3	1-6-7	3	1	4	0	0	10
IU South Bend*	37	1-4	0-1	1-3	2-5-7	1	3	4	0	2	3
Purdue FW*	35	4-7	1-3	5-6	1-3-4	3	6	1	0	5	14
at Fresno St.*	35	5-8	5-5	1-2	1-2-3	2	1	3	1	2	16
Youngstown St.*	37	3-8	0-1	1-1	0-3-3	3	1	5	0	2	7
Cleveland St.*	39	2-7	0-2	3-4	3-1-4	4	4	4	1	3	7
at Milwaukee*	38	4-6	0-1	2-2	1-6-7	1	1	4	0	2	10
at Green Bay*	31	5-9	3-5	0-0	0-6-6	3	2	3	0	0	13
Wright St.*	33	5-12	0-2	2-6	2-3-5	2	1	3	0	0	12
Northern Ky.*	32	5-12	1-2	1-1	4-4-8	1	2	1	0	0	12
UIC*	38	4-19	2-8	7-10	2-6-8	3	3	2	2	0	17
at Detroit Mercy*	36	3-8	0-2	0-2	1-3-4	4	4	2	0	0	6
at Oakland*	41	3-10	0-2	1-2	4-9-13	3	4	4	1	0	7
at Cleveland St.											
at Youngstown St.											
Green Bay											
Milwaukee											
at Northern Ky.											
at Wright St.											
at UIC											
Oakland											
Detroit Mercy											
HL 1st Round											
HL 2nd Round											
HL Semis											
HL Finals											

\* denotes starter

#### CAREER STATS

Season	GP-GS	MIN-Avg	FG	Pct.	3FG	Pct.	FT	Pct.
2018-19	33-33	861-26.1	70-142	.493	11-24	.458	52-72	.722
2019-20	22-16	739-33.6	67-157	.427	15-45	.333	35-57	.614
TOTALS	55-49	1600-29.1	137-299	.458	26-69	.377	87-129	.674

#### REBOUNDS

Season	O-D-REB-AVG.	PF-DQ	AST	TO	BLK	STL	PTS-PPG
2018-19	25-75-100-3.0	86-3	83	49	4	38	203-6.2
2019-20	32-79-111-5.0	50-0	56	58	5	27	184-8.4
TOTALS	57-154-211-3.8	136-3	139	107	9	65	387-7.0



### ZO TYSON

## #30

**Grad Student | Forward**  
**6-9 | 195**  
**Fayetteville, N.C.**  
**Trinity Christian (Colorado State)**

**Birthdate:** Oct. 18, 1995 (age 24)  
**Major:** Sports Journalism

#### QUICK NOTES

Oldest student-athlete on the team, pursuing a Master's degree in sports journalism... missed the Jaguars' exhibition game due to injury... graduate-transfer will play his final season at IUPUI after spending the past two years at Colorado State... played his first two seasons at Cafe Fear C.C., including averaging 14.0 points and 8.4 rebounds per game as a sophomore... actual first name is Lonzia, but he opts to go by Zo.

#### CAREER/SEASON HIGHS

CAREER HIGH	CATEGORY	SEASON HIGH
10 vs. Cleveland St. (12/30/2019)	PTS	10 vs. Cleveland St. (12/30/2019)
6 vs. Southern (11/26/19)	REB	6 vs. Southern (11/26/19)
2 - 3x	AST	2 - twice
4 - 3x	FG	4 - 3x
5 at Butler (11/6/19)	FGA	5 at Butler (11/6/19)
---	3FG	---
---	3FGA	---
4 - twice	FT	4 vs. Southern (11/26/19)
6 vs. Southern (11/26/19)	FTA	6 vs. Southern (11/26/19)
3 at Butler (11/6/19)	STL	3 at Butler (11/6/19)
3 vs. Southern (11/26/19)	BLK	3 vs. Southern (11/26/19)
27 at Butler (11/6/19)	MIN	27 at Butler (11/6/19)

#### GAME-BY-GAME

Opponent	MIN	FG	3FG	FT	O-D-T	PF	A	TO	B	S	PTS
at Butler	27	4-5	0-0	0-0	3-2-5	4	2	2	1	3	8
at Bradley	13	1-1	0-0	0-0	1-2-3	4	0	2	0	0	2
Anderson*	9	0-2	0-0	0-0	0-3-3	2	0	2	0	0	0
at South Fla.*	11	1-2	0-0	0-0	0-2-2	4	0	1	0	1	2
at Loyola*	22	4-4	0-0	0-1	1-3-4	4	1	1	0	0	8
vs. Loyola (Md.)*	13	2-3	0-0	0-0	0-1-1	4	0	0	0	0	4
vs. Southern*	25	2-3	0-0	4-6	1-5-6	2	2	0	3	0	8
Evansville*	18	0-0	0-0	0-0	1-3-4	0	1	0	0	0	0
at Morehead St.*	17	0-3	0-0	0-0	1-1-2	1	0	1	0	0	0
at Ball St.*	10	1-3	0-0	2-2	2-0-2	3	0	1	0	0	4
IU South Bend	8	1-2	0-0	0-0	2-1-3	0	0	0	1	1	2
Purdue FW	7	0-0	0-0	0-0	0-1-1	1	0	0	1	0	0
at Fresno St.	14	0-0	0-0	0-1	0-2-2	4	1	2	1	0	0
Youngstown St.	7	1-1	0-0	0-0	0-1-1	0	0	1	1	0	2
Cleveland St.	11	4-4	0-0	2-2	2-1-3	0	0	0	1	0	10
at Milwaukee	8	1-1	0-0	0-0	0-1-1	1	0	0	0	0	2
at Green Bay	14	2-2	0-0	0-0	0-1-1	1	1	0	0	1	4
Wright St.	17	1-3	0-0	0-0	2-1-3	3	0	2	1	0	2
Northern Ky.	13	2-4	0-0	0-0	0-2-2	1	0	0	0	0	4
UIC					DID NOT PLAY						
at Detroit Mercy					DID NOT PLAY						
at Oakland	21	1-3	0-0	0-0	1-4-5	3	0	2	2	0	2
at Cleveland St.											
at Youngstown St.											
Green Bay											
Milwaukee											
at Northern Ky.											
at Wright St.											
at UIC											
Oakland											
Detroit Mercy											
HL 1st Round											
HL 2nd Round											
HL Semis											
HL Finals											

\* denotes starter

#### CAREER STATS


Season	GP-GS	MIN-Avg	FG	Pct.	3FG	Pct.	FT	Pct.
2018-19*	12-0	62-5.2	3-6	.500	0-0	.000	5-9	.556
2019-20	20-8	285-14.3	28-46	.609	0-0	.000	8-12	.667
TOTALS	20-8	285-14.3	28-46	.609	0-0	.000	8-12	.667

#### REBOUNDS

Season	O-D-REB-AVG.	PF-DQ	AST	TO	BLK	STL	PTS-PPG
2018-19*	2-11-13-1.1	9-0	6	5	5	1	11-0.9
2019-20	17-37-54-2.7	45-0	8	17	12	6	64-3.2
TOTALS	17-37-54-2.7	45-0	8	17	12	6	64-3.2

\*at Colorado State | TOTALS only reflect IUPUI totals

## PLAYER BIOS



### ELYJAH GOSS

# #32

**Junior | Forward**  
**6-7 | 195**  
**Bolingbrook, Ill.**  
**Plainfield East**

**Birthdate:** April 28, 1998 (age 21)  
**Major:** Sports Management

#### QUICK NOTES

Late bloomer redshirted his first season at IUPUI before taking over a starting role last season and leading the team in rebounding... was an honorable mention All-State selection as a senior at Plainfield (Ill.) East High School after racking up 16 double-doubles and shooting a school record 56 percent from the floor... is the only player in Plainfield East history to average a double-double for a full season.

#### CAREER/SEASON HIGHS

CAREER HIGH	CATEGORY	SEASON HIGH
19 at Milwaukee (1/3/20)	PTS	19 at Milwaukee (1/3/20)
21 vs. IU South Bend (12/10/19)	REB	21 vs. IU South Bend (12/10/19)
4 at Oakland (1/25/20)	AST	4 at Oakland (1/25/20)
7 - 3x	FG	7 - 3x
13 at Milwaukee (1/3/20)	FGA	13 at Milwaukee (1/3/20)
2 at Boston College (11/14/18)	3FG	---
3 vs. Eastern Illinois (11/10/18)	3FGA	2 vs. Youngstown State (12/28/19)
6 vs. Cleveland State (1/10/19)	FT	5 - twice
10 vs. Youngstown State (12/28/19)	FTA	10 vs. Youngstown State (12/28/19)
2 - 6x	STL	2 vs. Youngstown State (12/28/19)
6 at Milwaukee (1/3/20)	BLK	6 at Milwaukee (1/3/20)
39 vs. UIC (1/18/20)	MIN	39 vs. UIC (1/18/20)

#### GAME-BY-GAME

Opponent	MIN	FG	3FG	FT	O-D-T	PF	A	TO	B	S	PTS
at Butler*	20	3-8	0-1	0-0	1-2-3	1	0	2	1	1	6
at Bradley*	23	2-5	0-0	0-0	4-4-8	2	1	1	2	0	4
Anderson	14	4-8	0-0	3-5	4-6-10	2	1	2	1	0	11
at South Fla.	21	1-4	0-0	1-2	0-4-4	1	2	1	1	0	3
at Loyola	16	1-5	0-0	0-0	3-2-5	2	1	3	0	0	2
vs. Loyola (Md.)*	31	5-9	0-0	4-6	6-7-13	2	0	3	0	0	14
vs. Southern*	25	5-7	0-0	0-1	2-3-5	3	1	3	1	0	10
Evansville*	28	4-9	0-0	0-2	1-8-9	2	0	1	0	1	8
at Morehead St.*	29	2-6	0-0	0-0	2-15-17	4	1	4	2	0	4
at Ball St.*	27	3-11	0-0	4-6	7-2-9	2	0	2	0	1	10
IU South Bend*	32	7-10	0-0	3-4	7-14-21	3	1	2	4	1	17
Purdue FW*	32	4-8	0-0	0-0	2-9-11	3	0	4	1	1	8
at Fresno St.*	29	2-2	0-0	2-6	2-5-7	2	0	1	0	1	6
Youngstown St.*	36	5-9	0-2	3-10	11-7-18	3	1	0	1	2	13
Cleveland St.*	33	4-6	0-0	0-1	2-9-11	3	1	1	1	0	8
at Milwaukee*	35	7-13	0-0	5-6	6-10-16	1	0	1	6	0	19
at Green Bay*	32	4-9	0-0	5-8	6-11-17	4	1	2	1	0	13
Wright St.*	32	1-3	0-0	1-2	2-12-14	4	2	1	1	1	3
Northern Ky.*	30	0-5	0-0	3-6	7-4-11	1	0	1	0	0	3
UIC*	39	6-7	0-0	4-7	4-11-15	5	1	2	3	0	16
at Detroit Mercy*	36	7-11	0-0	1-3	4-8-12	3	0	2	1	0	15
at Oakland*	35	1-3	0-0	0-0	4-14-18	5	4	1	2	0	2
at Cleveland St.											
at Youngstown St.											
Green Bay											
Milwaukee											
at Northern Ky.											
at Wright St.											
at UIC											
Oakland											
Detroit Mercy											
HL 1st Round											
HL 2nd Round											
HL Semis											
HL Finals											

\* denotes starter

#### CAREER STATS

Season	GP-GS	MIN-Avg	FG	Pct.	3FG	Pct.	FT	Pct.
2017-18	30-0	414-13.8	41-93	.441	4-13	.308	22-29	.759
2018-19	31-25	710-22.9	79-150	.527	7-24	.292	46-65	.708
2019-20	22-19	635-28.9	78-158	.494	0-3	.000	39-75	.520
<b>TOTALS</b>	<b>83-44</b>	<b>1759-21.2</b>	<b>198-401</b>	<b>.494</b>	<b>11-40</b>	<b>.275</b>	<b>107-169</b>	<b>.633</b>

#### REBOUNDS

Season	O-D-REB-AVG.	PF-DQ	AST	TO	BLK	STL	PTS-PPG
2017-18	38-68-106-3.5	46-0	12	20	11	12	108-3.6
2018-19	61-135-196-6.3	51-0	23	28	24	19	211-6.8
2019-20	87-167-254-11.5	58-2	18	40	29	9	195-8.9
<b>TOTALS</b>	<b>186-370-556-6.7</b>	<b>155-2</b>	<b>53</b>	<b>88</b>	<b>64</b>	<b>40</b>	<b>514-6.2</b>

## EARLY SIGNING PERIOD



### SADAIDRIENE HALL

**Nickname:** DayDay

**Forward**  
**6-6 | 200**  
**Sulphur Springs, Texas**  
**Sulphur Springs High School**

#### QUICK NOTES

- Second Team All-State and First Team All-District and All-Region honoree as a junior at Sulphur Springs (Texas) High School after averaging 16 points and 12 rebounds per game
- Shot 65 percent from the floor and 80 percent from the free throw line as a junior.
- Helped Sulphur Springs to a 29-9 record, a second straight district title and the program's first-ever state tournament appearance
- Helped Sulphur Springs go 31-6 his sophomore year with a district title
- Owns career-highs of 38 points and 22 rebounds in a game
- Currently ranked No. 32 in the 2020 class in the state of Texas according to TexasBoysBasketball.com
- Rated the No. 35 player in the state of Texas by Rivals.com after climbing more than 70 spots after his play last summer
- Plays AAU for Dallas Showtime and was named to the Second Team All-UA Rise Team after averaging 17.5 points per game and shooting 63.3 percent from the floor
- Helped Dallas Showtime finish atop the UA Rise 17U Division with a 9-1 record
- Also named First Team Prep Hoops Regional All-American and a Second Team Prep Hoops All-American after helping Showtime to a 15-2 mark on the Prep Hoops Circuit
- Academically has maintained a 3.5 grade point average

#### Coach Rimm on Hall:

"DayDay is a very high motor athlete that I believe Jag Nation will embrace. He's one of the most intense high school players I've seen in a very long time. He's an all around proven winner."

## TEAM IMPACT - CAYDEN BARINGER



### CAYDEN BARINGER

**Nickname:** Cay Jax  
**Dream Vacation Destination:** China  
**Favorite Movie:** Matilda  
**Favorite Food:** Cereal  
**Favorite Athlete:** Steph Curry  
**Super Power You'd Love to Have:** Read Minds

#### QUICK NOTES

Through a partnership with Team IMPACT, 9-year old **Cayden Baringer** signed with the IUPUI basketball team on Dec. 19, 2018 at a ceremony at the IUPUI Athletics Offices. Baringer, a Carmel-native, was diagnosed with Leukodystrophy in 2017.

Leukodystrophies are a group of rare, progressive, metabolic, genetic diseases that affect the brain, spinal cord and often the peripheral nerves. Each type of leukodystrophy is caused by a specific gene abnormality that leads to abnormal development or destruction of the white matter (myelin sheath) of the brain.

Cayden, his mother Cara, and brothers Liam and Lucas, will be frequent guests to IUPUI games, practices and team events now that he's officially signed with the program.



## RECORD BOOKS

### Career Records

#### Three Point Field Goals Made

Rk.	3FG	Name	Year(s)
1.	238	Brandon Cole	2002-06
2.	215	Rodney Thomas	1996-00
3.	208	Carlos Knox	1994-98
4.	202	Alex Young	2008-12
<b>5.</b>	<b>201</b>	<b>Jaylen Minnett</b>	<b>2017-pres.</b>
6.	196	Gary Patterson	2006-09
t-7.	186	Leroy Nobles	2007-11
t-7.	186	Akeem Clark	2003-05
9.	132	Sean Esposito	2009-13
10.	128	Greg Wright	1987-90

#### Three Point Field Goals Attempted

Rk.	3FGA	Name	Year(s)
1.	673	Brandon Cole	2002-06
2.	576	Alex Young	2008-12
<b>3.</b>	<b>571</b>	<b>Jaylen Minnett</b>	<b>2017-pres.</b>
4.	499	Carlos Knox	1994-98
5.	490	Akeem Clark	2003-05
6.	468	Leroy Nobles	2007-11
7.	459	Gary Patterson	2006-09
8.	456	Rodney Thomas	1996-00
9.	355	Sean Esposito	2009-13
10.	323	Darell Combs	2015-17

### Rebounds

Rk.	Reb	Name	Year(s)
1.	769	Don Carlisle	1997-01
t-2.	703	Brandon Cole	2002-06
t-2.	703	Jesse Bingham	1985-89
4.	688	Charles Price	1997-02
5.	668	Alex Young	2008-12
6.	639	Tony Long	1987-91
7.	632	Billy Pettiford	2006-10
8.	623	Eric McKay	1982-85
9.	602	Evan Hall	2014-19
10.	593	Marcellus Barksdale	2011-16
11.	580	Dale Taylor	1975-77
t-12.	568	D.J. McCall	2014-19
t-12.	568	Troy Fitts	1983-87
<b>14.</b>	<b>556</b>	<b>Elyjah Goss</b>	<b>2017-pr.</b>
15.	547	George Hill	2004-08
16.	544	Jon Avery	2006-10

### Blocked Shots

Rk.	Blk	Name	Year(s)
1.	165	Charles Price	1997-02
2.	118	David Dickey	1994-98
3.	100	Robert Glenn	2008-10
4.	93	Evan Hall	2014-19
5.	89	Alex Young	2008-12
6.	88	Mitch Patton	2010-14
7.	83	Billy Pettiford	2006-10
8.	82	Jon Avery	2006-10
9.	71	Angelo Smith	2005-07
10.	66	Marcellus Barksdale	2011-16
t-11.	64	James Booyer	2003-05
t-11.	64	Don Carlisle	1997-01
t-11.	64	Anthony Winburn	1995-97
<b>t-11.</b>	<b>64</b>	<b>Elyjah Goss</b>	<b>2017-pr.</b>

### Single Season Records

#### Rebound Average

Rk.	RPG	Name	Year
1.	12.48	Dale Taylor	1975-76
<b>2.</b>	<b>11.55</b>	<b>Elyjah Goss</b>	<b>2019-20</b>
3.	9.35	Dale Taylor	1976-77
4.	8.94	Eric McKay	1983-84
5.	8.76	Anthony Winburn	1995-96
6.	8.52	Odell Bradley	2003-04
7.	8.48	Don Carlisle	2000-01
8.	8.25	Tony Long	1990-91
9.	7.95	Jesse Bingham	1988-89
10.	7.89	Michael Boles	1992-93

#### Double-Doubles (D1 era only)

Rk.	DD	Name	Year
1.	12	Odell Bradley	2003-04
2.	10	Josh Murray	2002-03
3.	9	George Hill	2007-08
<b>4.</b>	<b>8</b>	<b>Elyjah Goss</b>	<b>2019-20</b>
t-5.	6	Christian Siakam	2010-11
t-5.	6	Brandon Cole	2004-05

### Single Game Records

#### Rebounds

Rk.	Reb	Name	Date
<b>1.</b>	<b>21</b>	<b>Elyjah Goss vs. IUSB</b>	<b>12-10-2019</b>
2.	20	Michael Boles vs. IUSB	3-7-1993
	20	Austris Purvlicis vs. IPFW	1-18-1975
4.	19	Lyonell Gaines vs. IUN	12-11-2012
<b>5.</b>	<b>18</b>	<b>Elyjah Goss at Oakland</b>	<b>1-25-2020</b>
	<b>18</b>	<b>Elyjah Goss vs. Y'town St.</b>	<b>12-28-2019</b>
	18	Odell Bradley vs. Ball St.	12-20-2003
	18	Rhett Dallas vs. Ind. Tech	1-23-1993
	18	Jesse Bingham vs. Anderson	11-23-1987
	18	Troy Fitts vs. Marian	2-25-1986
<b>11.</b>	<b>17</b>	<b>Elyjah Goss at Green Bay</b>	<b>1-5-2020</b>
	<b>17</b>	<b>Elyjah Goss at Morehead St.</b>	<b>12-4-2019</b>
	17	D.A. Harvey vs. Ind. Tech	11-28-2001
	17	Tony Long vs. S. Indiana	12-10-1989

#### Blocked Shots

Rk.	Blk	Name	Date
1.	7	John Hester vs. Ind. Tech	1-21-1997
<b>2.</b>	<b>6</b>	<b>Elyjah Goss at Milwaukee</b>	<b>1-3-2020</b>
	6	Charles Price vs. Indiana St.	12-20-2000
	6	Charles Price vs. Wilberforce	11-18-2000
5.	5	16 different times	

### Three-Point Percentage

Rk.	Pct	Name	Date
1.	100% (6-6)	Todd Schabel vs. Wright St.	2-2-1987
<b>2.</b>	<b>100% (5-5)</b>	<b>Grant Weatherford at Fresno St.</b>	<b>12-20-2019</b>
3.	85.7% (6-7)	Darell Combs vs. Urbana	12-12-2016
	85.7% (6-7)	Darell Combs vs. IPFW	2-27-2016

### Threes Made in a Game

Rk.	3FG	Name	Date
1.	13	Rodney Thomas vs. Wilberforce	2-24-1997
2.	11	Gary Patterson vs. Southern Utah	1-31-2008
3.	9	Gary Patterson vs. Oral Roberts	2-22-2007
	9	Akeem Clark vs. East Tennessee St.	12-27-2003
	9	Carlos Knox vs. Okla. Panhandle St.	1-5-1998
	9	Nick David vs. Virgin Islands	11-22-1997
<b>7.</b>	<b>8</b>	<b>Marcus Burk at Oakland</b>	<b>1-25-2020</b>
	8	6 other times	

# LAST FOUR BOX SCORES

## GAME #19 • NORTHERN KY. 96, IUPUI 71 (INDIANAPOLIS - INDIANA FARMERS COLISEUM)

### Northern Ky. 96 • 12-6,4-2 Horizon

#	Player	Total		3-Ptr		Rebounds			PF	TP	A TO Blk Stl					Min
		FG-FGA	FG-FGA	FT-FTA	FT-FTA	Off	Def	Tot			A	TO	Blk	Stl		
00	Silas Adheke	f	3-4	0-0	0-0	3	2	5	4	6	1	0	1	0		13
11	Jalen Tate	f	4-6	0-0	0-0	1	3	4	4	8	2	3	0	2		22
05	Bryson Langdon	g	4-10	2-6	2-2	1	4	5	0	12	7	0	0	0		34
12	Trevon Faulkner	g	6-9	3-6	0-1	0	6	6	3	15	3	1	0	3		31
15	Tyler Sharpe	g	12-21	4-12	5-6	0	0	0	2	33	3	2	0	2		36
01	Adham Eleeda		2-7	2-7	0-0	0	0	0	1	6	0	0	0	0		18
02	Paul Djoko		1-1	0-0	0-1	0	0	0	3	2	2	0	0	0		8
03	Tre Cobbs		0-0	0-0	0-0	0	1	1	0	0	1	0	0	0		3
04	Adrian Nelson		2-3	0-0	2-3	3	7	10	3	6	2	2	0	1		25
14	Karl Harris		1-3	1-3	0-0	0	1	1	1	3	1	1	0	0		6
30	Bryant Mocaby		1-1	1-1	0-0	0	0	0	0	3	0	0	0	0		2
44	David Wassler		1-1	0-0	0-0	1	1	2	0	2	0	1	0	0		2
Team						2	3	5								
Totals			37-66	13-35	9-13	11	28	39	21	96	22	10	1	8		200

FG % 1st Half: 17-32 53.1% 2nd half: 20-34 58.8% Game: 37-66 56.1% Deadball Rebounds 0  
 3FG % 1st Half: 3-15 20.0% 2nd half: 10-20 50.0% Game: 13-35 37.1%  
 FT % 1st Half: 5-7 71.4% 2nd half: 4-6 66.7% Game: 9-13 69.2%

### IUPUI 71 • 5-14,1-5 Horizon

#	Player	Total		3-Ptr		Rebounds			PF	TP	A TO Blk Stl					Min
		FG-FGA	FG-FGA	FT-FTA	FT-FTA	Off	Def	Tot			A	TO	Blk	Stl		
32	GOSS, Elyjah	f	0-5	0-0	3-6	7	4	11	1	3	0	1	0	0		30
00	MINNETT, Jaylen	g	1-7	1-5	4-4	0	3	3	1	7	4	2	0	1		34
13	WILLIAMS, Isaiah	g	4-9	0-0	3-5	3	1	4	2	11	1	2	0	1		20
14	BURK, Marcus	g	9-16	2-8	5-6	0	3	3	3	25	3	3	0	2		36
23	WEATHERFORD, Grant	g	5-12	1-2	1-1	4	4	8	1	12	2	1	0	0		32
02	JACKSON JR., Jamil		1-6	0-4	3-4	0	2	2	3	5	0	1	0	1		13
10	DePERSIA, Mike		2-4	0-2	0-0	0	1	1	4	4	3	0	0	0		18
12	TAYLOR, Marlon		0-0	0-0	0-0	0	1	1	0	0	1	0	0	0		2
15	WHITE, Taveion		0-0	0-0	0-0	0	0	0	0	0	0	0	0	0		2
30	TYSON, Zo		2-4	0-0	0-0	0	2	2	1	4	0	0	0	0		13
Team						1	1	2								
Totals			24-63	4-21	19-26	15	22	37	16	71	14	10	0	5		200

FG % 1st Half: 11-34 32.4% 2nd half: 13-29 44.8% Game: 24-63 38.1% Deadball Rebounds 3  
 3FG % 1st Half: 2-14 14.3% 2nd half: 2-7 28.6% Game: 4-21 19.0%  
 FT % 1st Half: 10-13 76.9% 2nd half: 9-13 69.2% Game: 19-26 73.1%

Officials: Robert Felder,Chris Beaver,Larry Scriotto  
 Technical fouls: Northern Ky.-None. IUPUI-None.  
 Attendance: 789

Score by periods	1st	2nd	Total
Northern Ky.	42	54	96
IUPUI	34	37	71

Points	In Paint	Off T/O	2nd Chance	Fast Break	Bench
NKU	40	19	14	10	22
IUPUI	32	10	17	15	13

Last FG - NKU 2nd-00:53, IUPUI 2nd-00:40.  
 Largest lead - NKU by 27 2nd-00:53, IUPUI by 1 1st-18:00.  
 NKU led for 37:40. IUPUI led for 00:57. Game was tied for 01:23.

Score tied - 1 time.  
 Lead changed - 2 times.

## GAME #21 • DETROIT MERCY 76, IUPUI 64 (DETROIT, MICH - CALIHAN HALL)

### IUPUI 64 • 5-16,1-7 Horizon

#	Player	Total		3-Ptr		Rebounds			PF	TP	A TO Blk Stl					Min
		FG-FGA	FG-FGA	FT-FTA	FT-FTA	Off	Def	Tot			A	TO	Blk	Stl		
32	GOSS, Elyjah	f	7-11	0-0	1-3	4	8	12	3	15	0	2	1	0		36
00	MINNETT, Jaylen	g	6-17	3-12	0-0	0	2	2	3	15	5	6	0	1		36
10	DePERSIA, Mike	g	0-5	0-2	0-0	1	3	4	2	0	3	1	0	3		33
14	BURK, Marcus	g	10-22	5-12	0-0	2	8	10	0	25	3	0	1	1		38
23	WEATHERFORD, Grant	g	3-8	0-2	0-2	1	3	4	4	6	4	2	0	0		36
01	KEMP, Jakob	g	1-2	0-1	0-0	1	0	1	0	2	1	1	0	0		11
11	KENYON, Brandon		0-0	0-0	1-2	0	0	0	0	1	0	0	0	0		3
15	WHITE, Taveion		0-1	0-0	0-0	1	1	2	1	0	0	1	0	0		7
Team						1	1	2								
Totals			27-66	8-29	2-7	11	26	37	13	64	16	13	2	5		200

FG % 1st Half: 9-30 30.0% 2nd half: 18-36 50.0% Game: 27-66 40.9% Deadball Rebounds 2  
 3FG % 1st Half: 3-14 21.4% 2nd half: 5-15 33.3% Game: 8-29 27.6%  
 FT % 1st Half: 1-4 25.0% 2nd half: 1-3 33.3% Game: 2-7 28.6%

### Detroit Mercy 76 • 5-16,3-5 Horizon

#	Player	Total		3-Ptr		Rebounds			PF	TP	A TO Blk Stl					Min
		FG-FGA	FG-FGA	FT-FTA	FT-FTA	Off	Def	Tot			A	TO	Blk	Stl		
13	Alonde LeGrand	f	0-1	0-0	1-2	0	6	6	2	1	3	2	0	2		29
14	Sam Hofman	f	2-5	0-2	0-0	2	1	3	1	4	1	0	0	0		18
21	Chris Brandon	f	9-10	0-0	0-0	5	7	12	2	18	0	1	6	1		35
00	Antoine Davis	g	7-21	5-14	8-8	0	7	7	3	27	5	4	0	1		36
01	Marquis Moore	g	4-10	0-3	0-0	0	4	4	2	8	4	0	1	1		32
02	Justin Miller		2-6	0-0	2-2	2	1	3	0	6	5	3	0	0		12
04	Dwayne Rose Jr.		0-2	0-0	0-0	0	1	1	0	0	0	0	0	0		6
05	Jordan Gorman		0-1	0-1	0-0	0	0	0	0	0	0	0	0	0		4
41	Brad Calipari		3-9	3-8	0-0	0	2	2	0	9	1	0	0	2		18
12	Willy Isiani		1-1	1-1	0-0	2	1	3	1	3	0	1	2	0		10
Team						2	1	3								
Totals			28-66	9-29	11-12	13	31	44	11	76	19	11	9	7		200

FG % 1st Half: 16-36 44.4% 2nd half: 12-30 40.0% Game: 28-66 42.4% Deadball Rebounds 0  
 3FG % 1st Half: 7-19 36.8% 2nd half: 2-10 20.0% Game: 9-29 31.0%  
 FT % 1st Half: 2-2 100.0 2nd half: 9-10 90.0% Game: 11-12 91.7%

Officials: Scott Sivilie,William Eck,Lamont Simpson  
 Technical fouls: IUPUI-None. Detroit Mercy-None.  
 Attendance: 1624

Score by periods	1st	2nd	Total
IUPUI	22	42	64
Detroit Mercy	41	35	76

Points	In Paint	Off T/O	2nd Chance	Fast Break	Bench
IUPUI	36	13	8	24	3
UDM	32	15	18	13	18

Last FG - IUPUI 2nd-00:03, UDM 2nd-03:15.  
 Largest lead - IUPUI None, UDM by 21 1st-04:32.  
 IUPUI led for 00:00. UDM led for 39:21. Game was tied for 00:39.

Score tied - 0 times.  
 Lead changed - 0 times.

## GAME #20 • UIC 75, IUPUI 66 (INDIANAPOLIS - INDIANA FARMERS COLISEUM)

### UIC 75 • 8-12,3-4 Horizon

#	Player	Total		3-Ptr		Rebounds			PF	TP	A TO Blk Stl					Min
		FG-FGA	FG-FGA	FT-FTA	FT-FTA	Off	Def	Tot			A	TO	Blk	Stl		
02	Michael Diggins	f	1-2	0-1	0-0	1	4	5	4	2	1	0	0	0		17
13	Jordan Blount	f	5-7	0-0	4-5	0	3	3	4	14	0	1	1	0		22
23	Braelen Bridges	f	3-6	0-0	0-0	2	4	6	4	6	0	2	2	0		20
01	Marcus Ottey	g	6-13	1-1	0-0	0	3	3	2	13	3	4	1	0		32
04	Tarkus Ferguson	g	6-15	3-10	1-3	0	9	9	3	16	9	0	1	1		32
00	Brian Taylor		0-2	0-0	0-0	0	1	1	1	0	2	1	0	0		12
10	Deon Ejim		2-3	0-0	0-0	2	1	3	3	4	0	1	0	1		12
20	Jamie Ahale		3-5	3-5	1-1	0	5	5	1	10	2	1	2	0		24
25	Godwin Boahen		3-12	2-6	2-3	1	3	4	2	10	3	1	0	2		29
Team						1	1	2								
Totals			29-65	9-23	8-12	7	34	41	24	75	20	12	7	4		200

FG % 1st Half: 13-31 41.9% 2nd half: 16-34 47.1% Game: 29-65 44.6% Deadball Rebounds 4  
 3FG % 1st Half: 4-10 40.0% 2nd half: 5-13 38.5% Game: 9-23 39.1%  
 FT % 1st Half: 5-6 83.3% 2nd half: 3-6 50.0% Game: 8-12 66.7%

### IUPUI 66 • 5-15,1-6 Horizon

#	Player		Total		3-Ptr		Rebounds			PF	TP	A TO Blk Stl				Min
			FG-FA	FG-FA	FT-FTA	Off	Def	Tot	A			TO	Blk	Stl		
32	GOSS, Elyjah	f	6-7	0-0	4-7	4	11	15	5	16	1	2	3	0	39	
00	MINNETT, Jaylen	g	3-13	2-8	4-4	0	1	1	4	12	3	3	1	1	35	
10	DePERSIA, Mike	g	0-2	0-1	0-1	0	5	5	0	0	3	1	0	2	32	
14	BURK, Marcus	g	6-14	2-7	4-4	0	3	3	3	18	1	0	0	1	40	
23	WEATHERFORD, Grant	g	4-19	2-8	7-10	2	6	8	3	17	3	2	2	0	38	
01	KEMP, Jakoby		0-0	0-0	0-0	0	0	0	1	0	0	0	0	0	3	
02	JACKSON JR., Jamil		1-5	0-2	1-2	1	3	4	0	3	0	1	0	0	12	
11	KENYON, Brandon		0-0	0-0	0-0	0	0	0	0	0	0	0	0	0	1	
	Team					1	0	1								
Totals			20-60	6-26	20-28	8	29	37	16	66	11	9	6	4	200	