



2019-2020 IUPUI BASKETBALL GAME NOTES

IUPUI

SCHEDULE/RESULTS

(6-17, 2-8 HORIZON)

Date	Opponent	Result/Time
Oct. 23	# Tiffin (ESPN3)	W, 81-77
Nov. 6	at Butler (FS2)	L, 47-80
Nov. 9	at Bradley (ESPN+)	L, 56-90
Nov. 11	Anderson (ESPN3)	W, 72-55
Nov. 13	^ at South Florida (ESPN3)	W, 70-53
Nov. 20	^ at Loyola (Ill.) (NBCSCH+ / ESPN+)	L, 62-85
Nov. 25	^ vs. Loyola (Md.)	L, 77-81
Nov. 26	^ vs. Southern	L, 77-83
Nov. 30	Evansville (ESPN+)	L, 64-70
Dec. 4	at Morehead St. (ESPN+)	L, 51-56
Dec. 7	at Ball St. (ESPN+)	L, 54-102
Dec. 10	IU South Bend (ESPN3)	W, 80-60
Dec. 14	Purdue Fort Wayne (ESPN+)	W, 74-65
Dec. 20	at Fresno St. (Mountain West Net)	L, 64-95
Dec. 28	* Youngstown St.	L, 73-83
Dec. 30	* Cleveland St. (ESPN+)	L, 80-82
Jan. 3	* at Milwaukee (ESPN3)	L, 74-78
Jan. 5	* at Green Bay (ESPN+)	W, 93-78
Jan. 10	* Wright St. (ESPN3)	L, 70-84
Jan. 12	* Northern Ky. (ESPN+)	L, 71-96
Jan. 18	* UIC (ESPN3)	L, 66-75
Jan. 23	* at Detroit Mercy (ESPN+)	L, 64-76
Jan. 25	* at Oakland (ESPN3)	W, 89-85 (ot)
Jan. 30	* at Cleveland St. (ESPN+)	L, 62-72
Feb. 1	* at Youngstown St. (ESPN3)	6:00 pm
Feb. 6	* Green Bay (ESPN+)	11:00 am
Feb. 8	* Milwaukee (ESPN+)	12:00 pm
Feb. 14	* at Northern Ky. (ESPN+)	7:00 pm
Feb. 16	* at Wright St. (ESPN+)	2:00 pm
Feb. 22	* at UIC (ESPN3)	4:12 pm
Feb. 27	* Oakland (ESPN+)	7:00 pm
Feb. 29	* Detroit Mercy (ESPN+)	12:00 pm
Mar. 3	& HL Tourney - 1st rd.	
Mar. 5	& HL Tourney - Quarterfinals	
Mar. 9	& HL Tourney - Semifinals	
Mar. 10	& HL Tourney - Championship	

denotes exhibition
 * denotes Horizon League games
 ^ part of Cayman Islands Classic
 (first two games on campus sites / last two at Omaha)
 & denotes Horizon League Tournament games
 (quarterfinals on campus sites / semis and finals in Indy)

MEDIA COVERAGE

TV: ESPN3
Video Stream: ESPN3
Audio: none
Live Stats: IUPUIJags.com
Twitter: @IUPUIJaguars / @IUPUIMensBball

MBB CONTACT

Ed Holdaway - IUPUI Assistant AD
Email: eholdawa@iupui.edu
Twitter: @EdHoldaway
Cell: 317-908-2645

'03 NCAA TOURNAMENT, 2010 CBI, 2019 CIT

IUPUI (6-17, 2-8 HL) at YOUNGSTOWN STATE (12-11, 5-5 HL)

Saturday, February 1, 2020 • 6:00 p.m. • Youngstown, Ohio • Beeghly Center (6,300)



STAT BREAKDOWN

IUPUI		YSU
69.1 / 77.6	PPG / Opp. PPG	72.5 / 71.7
-8.4	Scoring Margin	+0.7
.412 / .450	FG% / Opp. FG%	.416 / .432
36.7 (-2.0)	RPG (Margin)	40.0 (+3.5)
.337 / .355	3FG% / Opp. 3FG%	.294 / .346
.641	FT%	.670
13.3	Assists/G	12.4
14.7 (-1.7)	TO/G (Margin)	12.0 (+0.5)
316 / 328 / 334	NET / KenPom / BPI	252 / 252 / 245

SERIES BREAKDOWN

Overall:	1-13
Rimm vs. YSU:	0-1
in Youngstown:	1-7
at IUPUI:	0-6
neutral:	0-0
Last Meeting:	Dec. 28, 2019
Outcome:	Youngstown St. 83, IUPUI 73 (Indy)
Streak:	YSU has won 7

THE JAGUARS



PROBABLE STARTERS

No.	Name	Yr.	Pos.	Ht.	Hometown	PPG	RPG	APG	FG%	3FG%	FT%
0	Jaylen Minnett	Jr.	G	6-1	Terre Haute, Ind.	15.8	3.3	3.4	.371	.361	.828
14	Marcus Burk	Jr.	G	6-3	Indianapolis, Ind.	20.0	3.5	1.8	.435	.395	.763
23	Grant Weatherford	Jr.	G	6-2	Cicero, Ind.	8.5	5.0	2.7	.428	.340	.597
11	Brandon Kenyon	So.	F	6-10	Caledonia, Ontario	1.9	1.0	0.1	.350	.222	.778
32	Elyjah Goss	Jr.	F	6-7	Bolingbrook, Ill.	8.9	11.6	0.8	.488	.000	.538

OFF THE BENCH

1	Jakoby Kemp	Jr.	F	6-8	Layton, Utah	0.9	0.9	0.1	.231	.000	---
2	Jamil Jackson Jr.	Jr.	G/F	6-6	Minneapolis, Minn.	3.6	1.3	0.5	.270	.200	.667
10	Mike DePersia	Fr.	G	5-11	Cherry Hill, N.J.	2.4	2.3	2.6	.297	.071	.516
12	Marlon Taylor	R-Fr.	G/F	6-5	South Bend, Ind.	0.3	0.4	0.1	.333	---	---
13	Isaiah Williams	Jr.	G/F	6-8	Dayton, Ohio	8.0	4.4	1.3	.419	.364	.538
15	Taveion White	Fr.	F	6-7	Prosper, Texas	0.6	0.7	0.1	.600	---	.333
20	Sawyer Stoltz	Fr.	F	6-9	Huntington, Ind.	0.0	0.5	0.0	.000	---	---
30	Zo Tyson	Gr.	F	6-9	Fayetteville, N.C.	3.2	2.7	0.4	.609	---	.667

QUICK HITTERS

- Both **Jaylen Minnett** (6th - 74 total) and **Marcus Burk** (14th - 70 total) rank among the nation's elite in total 3s made. The duo is tops nationally for combined 3s made (144), 10 ahead of the Syracuse tandem of Buddy Boeheim and Elijah Hughes (134). Minnett owns the nation's second-longest active streak for games with a three made, having connected for at least one in 59 straight games, dating back to the end of his freshman campaign.
- Junior **Elyjah Goss** has emerged as a monster on the glass, including grabbing a school record 21 rebounds against IU South Bend on Dec. 10, surpassing the previous mark by a single board. Goss ranks No. 6 nationally at 11.6 rebounds per game and is first nationally in total rebounds (266). He has led IUPUI in rebounding in 20 of 23 games, including 16-in-a-row entering today's contest. In league play, he's averaging a league best 14.4 per game.
- Junior **Marcus Burk** tallied his 1,000th collegiate point in the first half of the Jaguars' win over Purdue Fort Wayne. Burk tallied 776 in his two seasons at Campbell and has 461 this season, giving him 1,237 career points. Burk was recently named the Horizon League Nike Player of the Week after averaging 32.0 points, 6.5 rebounds and 3.0 assists per game, including a career-high 39 points (12-24 FG, 8-15 3's, 7-10 FT) in the overtime win at Oakland on Saturday (Jan. 25).
- Junior **Jaylen Minnett** is bearing down on 1,000 career points in his IUPUI career, having totaled 971 entering today's game. Minnett is on pace to become the 24th player in IUPUI history to amass 1,000 career points and would be the 16th to do so in three seasons or less.
- IUPUI is coming off a 16-17 campaign, having made the program's third postseason berth during the Division I era by earning a spot in the 2019 College Insider Tournament. The Jaguars' 16 wins were the program's most since going 19-14 in the 2010-11 in head coach Ron Hunter's final season at IUPUI.
- Head Coach **Byron Rimm II** took over on an interim basis earlier this year, replacing Jason Gardner, who spent five years at the helm of the program. Rimm boasts 14 years of head coaching experience, including 10 years at Prairie View A&M from 2006-2016 as he racked up 115 victories and is the program's all-time winningest head coach. He originally joined the Jaguars' staff just prior to last season as IUPUI's Associate Head Coach.
- IUPUI has players from nine different states/provinces this season, with five hailing from the Hoosier State. All total, IUPUI has players this year from Indiana, Illinois, Minnesota, New Jersey, North Carolina, Ohio, Ontario, Texas and Utah.

2019-2020 ROSTER

NUMERIC ROSTER

##	Name	Pos.	Ht.	Wt.	Yr.	Hometown/High School (Previous)
0	Jaylen Minnett	G	6-1	180	Jr.	Terre Haute, Ind./Terre Haute South
1	Jakoby Kemp	F	6-8	190	Jr.	Layton, Utah/Layton (Salt Lake C.C.)
2	Jamil Jackson Jr.	G/F	6-6	190	Jr.	Minneapolis, Minn./Minneapolis North (Southern Utah)
10	Mike DePersia	G	5-11	170	Fr.	Cherry Hill, N.J./Haddonfield Memorial
11	Brandon Kenyon	F/C	6-10	225	So.	Caledonia, Ontario/RISE Prep
12	Marlon Taylor	G/F	6-5	220	R-Fr.	South Bend, Ind./Riley (Indiana State)
13	Isaiah Williams	G/F	6-8	225	Jr.	Dayton, Ohio/Stivers School for the Arts (Pensacola St.)
14	Marcus Burk	G	6-3	205	Jr.	Indianapolis, Ind./Franklin Central
15	Taveion White	F	6-7	190	Fr.	Prosper, Texas/PHS Academy
20	Sawyer Stoltz	F	6-9	200	Fr.	Huntington, Ind./Huntington North
23	Grant Weatherford	G	6-2	195	Jr.	Cicero, Ind./Hamilton Heights (Midland College)
30	Zo Tyson	F	6-9	195	Gr.	Fayetteville, N.C./Trinity Christian (Colorado State)
32	Elyjah Goss	F	6-7	195	Jr.	Bolingbrook, Ill./Plainfield East

ROSTER BREAKDOWNS

BY CLASS-

Freshmen: 4
Juniors: 7

Sophomores: 1
Seniors: 1

BY PRIMARY POSITION-

Guards: 7
Centers: 0

Forwards: 6

BY HOME STATE-

Indiana: 5
Minnesota: 1
North Carolina: 1
Ontario: 1
Utah: 1

Illinois: 1
New Jersey: 1
Ohio: 1
Texas: 1

PRONUNCIATION GUIDE

ELYJAH Goss

(same as Elijah)

Jaylen **MINNETT**

(min-**NET**)

TAVEION White

(**TAY**-vee-on)


RADIO / TV ROSTER



#0 - JAYLEN MINNETT
6-1 // Jr. // G
Terre Haute, Ind.
Sports Management




#1 - JAKOBY KEMP
6-8 // Jr. // F
Layton, Utah
General Studies




#2 - JAMIL JACKSON JR.
6-6 // Jr. // G/F
Minneapolis, Minn.
General Studies




#10 - MIKE DePERSIA
5-10 // Fr. // G
Haddonfield, N.J.
Biomedical Engineering



#11 - BRANDON KENYON
6-10 // Soph. // F/C
Caledonia, Ontario
Criminal Justice



#12 - MARLON TAYLOR
6-5 // R-Fr. // G/F
South Bend, Ind.
Pre-Engineering




#13 - ISAIAH WILLIAMS
6-8 // Jr. // G/F
Dayton, Ohio
General Studies




#14 - MARCUS BURK
6-3 // Jr. // G
Indianapolis, Ind.
General Studies



#15 - TAVEION WHITE
6-7 // Fr. // F
Prosper, Texas
Business



#20 - SAWYER STOLTZ
6-9 // Fr. // F
Huntington, Ind.
Biology



#23 - GRANT WEATHERFORD
6-2 // Jr. // G
Cicero, Ind.
General Studies



#30 - ZO TYSON
6-9 // Gr. // F
Fayetteville, N.C.
Sports Journalism

Interim Head Coach: Byron Rimm II, 1st season (2nd year at IUPUI)

Assistant Coach: Matt Dunn, 2nd season


Assistant Coach: Isaac Loechle, 2nd season

Assistant Coach: Brian Burton, 1st season

Director of Operations: Aaron Evans, 1st season

Strength & Conditioning Coach: Jason Quarles, 6th season

Athletic Trainer: Joseph Medel, 1st season



#32 - ELYJAH GOSS
6-7 // Jr. // F
Bolingbrook, Ill.
Sports Management

POLLS

ASSOCIATED PRESS		COACHES	
<i>Week 13 - Jan. 27</i>		<i>Week 13 - Jan. 27</i>	
Rank	Team (1st)	Rank	Team (1st)
1.	Baylor (44)	1.	Baylor (15)
2.	Gonzaga (19)	2.	Gonzaga (17)
3.	Kansas (1)	3.	Kansas
4.	San Diego State	4.	San Diego State
5.	Florida State	5.	Louisville
6.	Louisville	6.	Florida State
7.	Dayton	7.	Dayton
8.	Villanova	8.	Duke
9.	Duke	9.	Seton Hall
10.	Seton Hall	10.	Villanova
11.	Oregon	11.	West Virginia
12.	West Virginia	12.	Oregon
13.	Kentucky	13.	Kentucky
14.	Michigan State	14.	Michigan State
15.	Maryland	15.	Maryland
16.	Butler	16.	Auburn
17.	Auburn	17.	Butler
18.	Iowa	18.	Iowa
19.	Illinois	19.	Illinois
20.	Colorado	20.	Houston
21.	Houston	21.	Colorado
22.	LSU	22.	Wichita State
23.	Wichita State	23.	Penn State
24.	Penn State	24.	LSU
25.	Rutgers	25.	Rutgers

MID-MAJOR TOP 25

<i>January 27</i>					
Rk	Team (1st)	Record	Pts.	Prev.	Conf.
1.	Gonzaga (31)	21-1	775	1	West Coast
2.	Saint Mary's	18-4	702	5	West Coast
3.	Yale	14-4	696	4	Ivy League
4.	ETSU	18-3	665	6	Southern
5.	Northern Iowa	17-3	664	3	Missouri Valley
6.	UNCG	16-5	572	7	Southern
7.	Liberty	19-3	568	2	ASUN
8.	Furman	17-5	559	8	Southern
9.	Stephen F. Austin	17-3	500	9	Southland
10.	Wright State	18-4	471	10	Horizon
11.	Harvard	13-4	449	13	Ivy League
12.	Akron	16-4	447	16	Mid-American
13.	BYU	15-7	377	11	West Coast
14.	New Mexico State	15-6	315	18	Western Athletic
15.	Colgate	16-5	298	17	Patriot
16.	Kent State	14-6	262	12	Mid-American
17.	Santa Clara	17-5	253	14	West Coast
18.	Bowling Green	15-5	242	21	Mid-American
19.	Murray State	15-5	229	24	Ohio Valley
20.	Vermont	15-6	194	25	America East
21.	Austin Peay	14-7	188	NR	Ohio Valley
22.	San Francisco	15-7	95	19	West Coast
23.	William & Mary	15-7	93	22	Colonial
24.	Winthrop	14-7	61	NR	Big South
25.	Little Rock	15-7	55	NR	Sun Belt

HORIZON LEAGUE PRESEASON POLLS

Pl. School (1st-place) - Votes

- Wright State (28) - 350
- Northern Kentucky (5) - 295
- UIC (1) - 280
- Oakland (1) - 229
- Green Bay - 207
- Youngstown State - 186
- Milwaukee - 146
- Detroit Mercy - 133
- IUPUI - 92
- Cleveland State (1) - 62

Preseason POTY: Antoine Davis, Detroit Mercy

First Team (alphabetical order by school)

Antoine Davis, Detroit Mercy
Jalen Tate, Northern Kentucky
Xavier Hill-Mais, Oakland
Tarkus Ferguson, UIC
Loudon Love, Wright State

Second Team (alphabetical order by school)

JayQuan McCloud, Green Bay
Tyler Sharpe, Northern Kentucky
Marcus Ottey, UIC
Bill Wampler, Wright State
Darius Quisenberry, Youngstown State

HORIZON LEAGUE

HORIZON LEAGUE STANDINGS		
<i>through games on Jan. 30</i>		
Team	Overall (Pct.)	HL (Pct.)
Wright State	18-4 (.818)	8-1 (.889)
Northern Ky.	14-7 (.667)	6-3 (.667)
Milwaukee.....	10-11 (.476)	5-4 (.556)
Green Bay.....	10-12 (.455)	5-4 (.556)
Youngstown State.....	12-11 (.522)	5-5 (.500)
UIC	10-13 (.435)	5-5 (.500)
Cleveland State.....	9-14 (.391)	5-5 (.500)
Detroit Mercy	6-16 (.273)	4-5 (.444)
Oakland	7-15 (.318)	2-7 (.222)
IUPUI	6-17 (.261)	2-8 (.200)

HORIZON LEAGUE SCHEDULE		
Date	Game	Time
1/31	*Oakland at Detroit Mercy	tba
	*Northern Ky. at Green Bay	tba
	*Wright St. at Milwaukee	8pm
2/1	*UIC at Cleveland St.	3pm
	*IUPUI at Youngstown St.	6pm
2/2	*Northern Ky. at Milwaukee	2pm
	*Wright St. at Green Bay	2pm
2/6	*Green Bay at IUPUI	11am
	*Detroit Mercy at Wright St.	7pm
	*Oakland at Northern Ky.	7pm
	*Milwaukee at UIC	8pm
2/8	*Milwaukee at IUPUI	12pm
	*Green Bay at UIC	4pm
	*Cleveland St. at Youngstown St.	6pm
	*Detroit Mercy at Northern Ky.	7pm
	*Oakland at Wright St.	7pm
2/13	*Cleveland St. at Oakland	7pm
	*Youngstown St. at Detroit Mercy	7pm
2/14	*IUPUI at Northern Ky.	7pm
	*UIC at Wright St.	9pm
2/15	*Cleveland St. at Detroit Mercy	1pm
	*Youngstown St. at Oakland	3pm
	*Green Bay at Milwaukee	7pm
2/16	*UIC at Northern Ky.	2pm
	*IUPUI at Wright St.	2pm
2/20	*Wright St. at Youngstown St.	7pm
	*Northern Ky. at Cleveland St.	7pm
2/21	*Green Bay at Detroit Mercy	7pm
	*Milwaukee at Oakland	8pm
2/22	*Northern Ky. at Youngstown St.	2pm
	*Wright St. at Cleveland St.	3pm
	*IUPUI at UIC	4:12pm
2/23	*Milwaukee at Detroit Mercy	1pm
	*Green Bay at Oakland	3pm
2/27	*Oakland at IUPUI	7pm
	*Youngstown St. at Green Bay	8pm
	*Cleveland St. at Milwaukee	8pm
	*Detroit Mercy at UIC	8pm

IUPUI IN HORIZON LEAGUE STATS		
<i>through games on Jan. 28 [denotes NCAA ranking]</i>		
Category	HL [Nat Rk.]	Stat
Scoring	6th	69.1 ppg
Scoring Defense.....	9th	77.6 ppg
Scoring Margin.....	10th	-8.4 ppg
Rebounding Margin	9th	-2.0 rpg
Field Goal %	8th	41.2%
3Pt Field Goal %	4th	33.7%
Free Throw %	10th	64.1%
Assists	6th	13.3 apg
Turnovers.....	8th	14.7 to/g
Turnover Margin.....	9th	-1.74 to/g
Assist/TO Ratio	8th	0.91 a/to
Blocked Shots.....	7th	2.78 bpg
Steals	5th	6.61 spg
Offensive Rebounds.....	4th	11.6 rpg
Defensive Rebounds.....	7th	25.1 rpg
Home Attendance.....	10th	1,099/gm
Category	Rank	Stat
Scoring		
Burk	2nd	20.0 ppg
Minnett	5th	15.8 ppg
Rebounding		
Goss	1st	11.6 rpg
Weatherford	18th	5.0 rpg
FG Percentage		
Burk	4th	43.5%
Minnett	8th	37.1%
Assists		
Minnett	8th	3.4 apg
Weatherford	13th	2.7 apg
DePersia	14th	2.6 apg
FT Percentage		
Burk	10th	76.3%
Steals		
Weatherford	9th	1.39 spg
Burk	12th	1.30 spg
Minnett	14th	1.26 spg
3FG Percentage		
Burk	1st	39.5%
Minnett	3rd	36.1%
3FG Made		
Minnett	2nd	3.22/game
Burk	3rd	3.04/game
Blocked Shots		
Goss	3rd	1.3 bpg
Assist-to-Turnover Ratio		
Minnett	8th	1.36 a/to
Offensive Rebounds		
Goss	2nd	4.0 rpg
Defensive Rebounds		
Goss	1st	7.6 rpg
Minutes		
Minnett	4th	34.6 mpg
Burk	5th	34.0 mpg
Weatherford	6th	33.8 mpg
20-Point Games		
Burk	2nd	11 total
Minnett	t-11th	4 total
Double Digit Rebound Games		
Goss	1st	15 total
Double-Doubles		
Goss	1st	9 total

NATIONAL LEADERS

Entering the weekend, IUPUI boasts the nation's leaders in two different categories. Junior Elijah Goss is tops in the nation, having collected 266 rebounds this season. He ranks No. 6 nationally (tops in the HL) with 11.6 rebounds per game. The backcourt duo of Jaylen Minnett (74) and Marcus Burk (70) have combined to make more threes than any other tandem in the country at 144. Syracuse's Buddy Boeheim and Elijah Hughes is next in line with 134 makes. In addition, Minnett owns the nation's 2nd longest active streak (t-8th all-time longest in NCAA D1 history) of games with at least one three made at 59 straight games.

SEEING 30-30

The IUPUI duo of Marcus Burk and Jaylen Minnett pulled off a rare feat in the Jaguars' win at Oakland last Saturday (Jan. 25), each tallying more than 30 points. Burk hit for a career-high 39 points (12-24 FG, 8-15 3's, 7-10 FT) and Minnett just missed his career-high with 30 points (10-24 FG, 6-14 3's, 4-5 FT). The feat has only been achieved by one another Division I team this season as Austin Peay's Terry Taylor and Jordyn Adams both scored 37 points in the Gobs' win over Tennessee State on Jan. 23.

It marked the first time in the program's Division I era (1998-present) that two IUPUI players tallied 30 or better in the same game.

BURK HONORED

Not unexpectedly, Burk earned his second Nike #HLMBB Player of the Week award on Monday after averaging 32 points, 6.5 rebounds and 3 assists per game and connecting on 13 threes in two contests last week. Burk's 39 points at Oakland were the most by a Horizon League player this season and it came on the heels of his first career double-double at Detroit Mercy on Thursday, when he totaled 25 points and 10 boards.

DUELING DOUBLE-DUBS

Both Marcus Burk (25 pts, 10 reb) and Elijah Goss (15 pts, 12 reb), had double-doubles in the Jan. 23 loss at Detroit Mercy. It marked the 1st time two IUPUI players had a double-double in the same game since Jan. 2, 2014 when Donovan Gibbs (32 pts, 11 reb) and Khufu Najee (11 pts, 11 reb) both had double-doubles in a win over Judson.

CLEVELAND STATE TIP-INS

IUPUI was swept in this year's season series to Cleveland State following Thursday's 72-62 loss inside the Wolstein Center. Here are some tidbits from that contest.

The Jags were undermanned, particularly in the frontcourt as Isaiah Williams, Zo Tyson and Jakoby Kemp all missed the game and junior Jamil Jackson Jr. left in the first half with an injury. Jackson had four points and a rebound in five games before leaving.

Pressed into extended action, true freshman Taveion White responded with his first career points in the first half and closed with seven points, two rebounds, an assist, a steal and a blocked shot in 15 minutes.

Elijah Goss notched his league-best ninth double-double of the season with 10 points and 12 boards.

Marcus Burk and Jaylen Minnett combined on just 30 points on 9-of-29 shooting and 5-of-17 from three-point range. Minnett fouled out for the first time in his collegiate career, playing 33 minutes total. Burk had a team-high 18 points and six boards and Grant Weatherford closed with 11 points, six assists, five boards and tied his career-high with five assists.

The IUPUI bench outscored CSU's 11-7, marking just the second time the Jaguars' bench outscored the opponent's.

IUPUI was outscored 36-22 in the paint and was outrebounded 46-32.

BETTER THAN ALL THE REST

IUPUI's early season win at South Florida (70-53 on Nov. 13) was widely considered the best non-conference victory by a Horizon League team this season. The Jags entered play as a 17-point underdog before defeating the AAC foe by 17 points. In addition, it was IUPUI's first-ever victory over an AAC opponent in program history.

AT THE TURN

Just past the midpoint of Horizon League play, here are some key numbers in regards to the Jaguars through 10 games.

Offensively, IUPUI is ranked fourth in the league in scoring at 74.2 points per game, but yielding a league-worst 80.9 points per game. Foes are shooting 44.3 percent against the Jags and a league-best 39 percent from three-point range and averaging 9.4 made threes per game.

Burk leads the league in scoring at 21.9 points per game while Minnett is third at 18.8 points per game. Minnett leads the league in threes made (3.6/game) and Burk is third at 2.9/game. Goss leads the league in rebounding at 14.4 rebounds per game and with five double-doubles.

Freshman Mike DePersia has 35 assists against just 13 turnovers in league games and is third in the league with a 2.69 assist-to-turnover ratio. As a team, IUPUI has 158 assists against 138 turnovers for a 1.14 a/t/o ratio, ranking fourth best in the league.

Four IUPUI players - Burk (2nd - 37.1), Minnett (4th - 36.5), Weatherford (5th - 36.4) and Goss (9th - 34.7) - rank among the league's top 10 in minutes played in league play.

THE BEST ABILITY...

...is availability. IUPUI players have struggled to stay healthy and available this season as only five players - Burk, Minnett, DePersia, Goss and Weatherford - have played all 23 games. Redshirt freshman Marlon Taylor is the only other IUPUI player who has been available for all 23 games.

MR. 1,000

Junior Marcus Burk netted his **1,000 collegiate point** in the Dec. 14 win over Purdue Fort Wayne with a three-point play at the 12:57 mark of the first half. Burk, an Indianapolis-native, tallied 776 in two seasons at Campbell and now has 461 this season, giving him 1,237 in his collegiate career.

Here are some more tidbits on Burk:

Burk has been IUPUI's top offensive player all season, ranking No. 2 in the Horizon League in scoring (20.0 ppg) and third in the league in threes made (3.04/gm). He also ranks tops in the league in three-point percentage at 39.5 percent.

Burk has two 30-point games this season, including 39 at Oakland (12-24 FG, 8-15 3's, 7-10 FT) on Jan. 25.

While Burk is averaging just over 20 points per game, no IUPUI player has averaged 20 points per game for an entire season since Alex Young averaged 20.4 points per game in 2011-12. Only three players - Odell Bradley (23.1, 2003-04), George Hill (21.5, 2007-08) and Young (20.4, 2011-12) - have averaged better than 20 points per game during the Jaguars' Division I era.

NEXT TO A GRAND

Junior Jaylen Minnett is knocking on the door of becoming the 24th player in program history to achieve 1,000 career points in an IUPUI uniform. Minnett enters today's game with 971 career points and would be the 16th player to achieve the mark in three seasons or less, should he hit for 1,000 by season's end.

He's also recently moved into fourth on the program's all-time list in threes made:

1.) Brandon Cole	238	2002-06
2.) Rodney Thomas	215	1996-00
3.) Carlos Knox	208	1994-98
4.) Jaylen Minnett	203	2017-pres.
5.) Alex Young	202	2008-12

Some other tidbits on Minnett include:

He currently owns the nation's **second-longest streak** of consecutive games with at least one made three at 59 games... Minnett made at least one trey in all 33 games last season and the final three games of the 2017-18 season... the last time Minnett went without a three in a game was against Oakland on Feb. 19, 2018 when he was held without a triple in 14 minutes.

Here's the list of the longest streaks of threes made in NCAA Division I history:

1.) Cory Bradford (Illinois)	ended Feb. 10, 2001	88 straight games / B10 record
2.) Wally Lancaster (Va. Tech)	ended 1989	73 straight games / ACC record
3.) Mack Smith (Eastern Ill.)	active streak	69 straight games / OVC record
4.) Marshall Henderson (Ole Miss)	ended 2014	66 straight games / SEC record
5.) Justin Jaworski (Lafayette)	ended 2020	64 straight games / Patriot record
6.) Fletcher Magee (Wofford)	ended 2018	60 straight games / SoCon record
7.) Pat Bradley (Arkansas)	ended 1998	60 straight games
t-8.) Jaylen Minnett (IUPUI)	active streak	58 straight games / HL record
t-8.) Tyler Hall (Montana St.)	ended 2017	59 straight games
t-8.) John Lucas III (Oklahoma St.)	ended 2005	59 straight games / Big 12 record
t-8.) John Jenkins (Vanderbilt)	ended 2012	59 straight games

Minnett's 78 3's made last season was the 7th-highest single-season total in IUPUI history. He's made 74 this season, quickly approaching last season's total.

His 7.1 ppg scoring average as a freshman in 2017-18 was the highest by an IUPUI rookie since Alex Young average 10.8 points per game in 2008-09.

His 51 made 3's in 2017-18 were the most by an IUPUI freshman in the program's Division I era (1998-present).

MR. WINDEX

Junior Elijah Goss currently **leads the Horizon League** and ranks No. 6 nationally in rebounding at 11.6 per contest, more than a full rebound ahead of second place Naz Bohannon (YSU). He owns five of the seven highest single-game totals in the Horizon League this season, including grabbing a school record 21 against IUSB (Dec. 10), 18 against Youngstown State (Dec. 28) and at Oakland (Jan. 25) and 17 rebounds twice. His 21 boards against IUSB is tied for the fourth-highest single-game total in NCAA Division I this season.

All total, Goss has led the Jaguars in rebounds in 20 of the team's 23 games.

Five games into this season, he was averaging 6.0 rebounds per game, but has since grabbed at least 10 boards in 14 of the Jaguars' 18 games.

In league play, Goss leads the league in rebounding (14.4 rpg) and has six double-doubles in 10 games and grabbed double-digit boards in every league contest.

Goss now has 12 career double-doubles and has led the Jags in rebounding in each of the past 16 games.

SPLASH BROTHERS

IUPUI's version of the Splash Brothers - Marcus Burk and Jaylen Minnett - is on pace to reach unprecedented heights.

Burk leads the league in percentage (39.5%) and is third in threes made at 3.04/game. Minnett is second in threes made (3.22/game) and third in three-point percentage (36.1%). By hitting a combined 6.26 threes/game, the duo is tops in the league and **leads the country with 144 combined makes**.

Burk is fifth among active juniors (36th among all players) in college basketball with 228 career threes and Minnett is 10th on that list (65th overall) with 203 makes.

TOP GUNS

Burk and Minnett are accounting for the bulk of the Jaguars' offense, having taken 51 percent of the team's field goal attempts (697 of 1372) and 73 percent of the team's three-point attempts (382 of 522). In addition, the duo has accounted for 52 percent (824 of 1590) of the team's total points.

STORY TELLER

In IUPUI's six wins this season, the Jags have held opponents to 37 percent shooting overall and 28 percent from three-point range while making 7.7 threes per game.

In the Jaguars' 17 losses, foes have shot 48 percent overall and 38.5 percent from beyond the arc while making 9.2 threes per game. Eight of the 17 opponents to have beaten the Jags have shot 50 percent or better from the floor.

BASKETBALL CENTRAL

IUPUI will be a big part of the center of the college basketball universe this March as the 2020 Horizon League Championships will be played at the Indiana Farmers Coliseum on Mar. 9-10 and the department will later serve as institutional co-host of an NCAA Men's Basketball Regional at Lucas Oil Stadium on Mar. 26-28, alongside the Horizon League and Indiana Sports Corporation.

Both the men's and women's Horizon League Semifinals (Mar. 9) and Championship games (Mar. 10) will be played at Indiana Farmers Coliseum as 2020 marks the first of a three-year rotation.



NEWS, NOTES & STORYLINES (CONT.)

FREEBIES

IUPUI enters play ranked 330th of 350 teams in free throw percentage at 64.1 percent, which is on pace to be the lowest mark in the program's Division I era. The current low mark was a 65.4 percentage for the 2008-09 season. The lowest single-season mark on record in program history was a 62.7 percentage in the 1976-77 campaign.

...HOWEVER

Since the Dec. 28 Youngstown State loss in which IUPUI made just 12-of-28 (42.9 percent) at the foul line, IUPUI has been efficient at the stripe. Since then, IUPUI is a combined 143-of-201 (71.1 percent) in the last nine games.

FULL 40

Junior Jaylen Minnett's 40-minute effort at Green Bay on Jan. 5 was the first full 40 posted by an IUPUI player in a non-overtime game since Marcellus Barksdale played all 40 minutes at Western Illinois on Mar. 1, 2014.

STARTERS DOING IT ALL

Head coach Byron Rimm has shown a reluctance to delve too deeply into his bench as IUPUI reserves accounted for just 10.6 points per game this season. IUPUI is getting just 15 percent of its points from reserves and has had 10 games in which the bench has provided fewer than 10 points. The IUPUI bench has outscored the opposition's just twice this season.

The Jags' bench has scored a season-high 19 points on three different occasions.

GRADE CHECKS

Six different Jaguars posted a grade point average of 3.0 or better during the fall - Mike DePersia, Elyjah Goss, Brandon Kenyon, Sawyer Stoltz, Grant Weatherford and Taveion White. Weatherford, who is pursuing his Master's degree in Organizational Leadership, had the team's top GPA for the fall at 3.67. Kenyon and Weatherford were recently named to the Horizon League's Academic Honor Roll for the fall semester.

LARGE CLASS

IUPUI entered the season with an eight-man junior class eligibility wise, tying for the eighth largest class in all of college basketball. Below are the lists of largest classes.

- 11 total: Navy (freshman class), Utah (freshman class)
- 10 total: Air Force (freshman class), TCU (freshman class)
- 9 total: Colorado (jr. class), CSU Bakersfield (jr. class), Middle Tenn. (jr. class)
- 8 total: Idaho (jr. class), IUPUI (jr. class)

FAMILY TIES

-DePersia comes from a notable basketball family in the state of New Jersey and he and his brothers - twins Rob and Nick - are one of just four sets of siblings in NJ high school basketball history to have all scored 1,000 points in their high school careers. DePersia led his Haddonfield squad to back-to-back state titles his junior and senior seasons. His two brothers went on to play collegiately at Rowan University and were named the Albert Carino Boys Basketball Club of South Jersey Small College Players of the Year last April while playing for former Penn State standout Joe Crispin. Rob recently joined the Villanova program as a graduate assistant.

-Kemp's older brother is a WR with the Kansas City Chiefs, Marcus Kemp. Kemp played at the University of Hawaii and is now in his second season with the Chiefs, having joined the team as an undrafted free agent in 2017.

PRO NOTES

In addition to the success that former IUPUI Jaguar George Hill is continuing to have in his 12th NBA season, IUPUI presently has seven former players playing professionally all over the world.

George Hill / Milwaukee Bucks (NBA); Darell Combs / Mgzavrebi (Georgia Superleague); Alex Young / Al Ahly (Egyptian Superleague); Ahmed Ismail / Al Ahly (Egyptian Superleague); D.J. McCall / Fort Wayne Mad Ants (G-League); Robert Glenn / H.Galilee (Israeli National League); Maurice Kirby / Shoot it Dragon (Thailand TBL)

AT THE HORN

Winning games at the horn has been a staple of recent IUPUI squads. In the past five seasons, IUPUI has won five games in the closing seconds, including three as time expired:

- P.J. Boutte - 15' floater at the horn vs. Ball State (71-69 / Nov. 22, 2014)
- Marcellus Barksdale - layup at the horn at IPFW (84-82 / Jan. 23, 2016)
- Jordan Pickett - wing 3 with :02 vs. NDSU (73-72 / Jan. 31, 2016)
- Darell Combs - wing J with :01.5 vs. SDSU (85-83 / Jan. 18, 2017)
- Evan Hall - layup at the horn vs. Milwaukee (72-71 / Jan. 10, 2018)

21 UP

Last February, Hall of Famer Matt Crenshaw became just the 3rd player in school history to have his jersey retired, joining #34 Carlos Knox and #3 George Hill, in the rafters.

Crenshaw finished as the program's all-time leader in assists and hit the game-winning shot in the 2003 Mid-Continent Conference Tournament to send IUPUI to the NCAA Tournament. He later played overseas and returned to IUPUI as a longtime member of the coaching staff before joining the Ball State coaching staff just prior to the start of last season.

Hill was among those to attend the festivities.



HUNTER TO THE HALL

Longtime IUPUI head coach Ron Hunter was inducted as part of the Jaguars' Hall of Fame Class of 2019 this past February.

Hunter, now the head coach at Tulane University, guided the IUPUI basketball program from 1994-2011 and is the program's all-time leader in wins (275), winning percentage (.557), games coached (494), winning seasons (11) and 20-win seasons (4). He guided IUPUI to its only ever NCAA Division I NCAA Tournament appearance in 2003. Led by future NBAer George Hill, his 2007-08 team won a school record 26 games and two years later, his team went 25-11 and collected the program's first-ever Division I postseason win. He was a two-time league Coach of the Year and clearly elevated the program during his tenure.

He earned national acclaim for his work with Samaritan's Feet as the first in the country to coach a game in his bare feet in January 2008 to raise awareness for those in need. He later personally delivered shoes to individuals in Peru and Costa Rica. He collected numerous honors for his philanthropic work including being named a 2008 ABC News Person of the Year, the 2010 Indiana Pathfinder Award recipient and an NABC Guardians of the Game Pillar Award for Service.

UNIVERSITY QUICK FACTS

Location	Indianapolis, Ind.
Founded	1969
Nickname	Jaguars
Colors	Red, gold & black
Enrollment	30,000
Affiliation	NCAA Division I
Conference	The Horizon League
Home Facility (Cap.)	Indiana Farmers Coliseum (6,800)
Chancellor	Dr. Nasser Paydar
Athletics Director	Dr. Roderick Perry
Website	www.IUPUIJags.com
Twitter	@IUPUIJaguars
Athletics Phone	(317) 278-5247
Mailing Address	1000 Waterway Blvd. Indianapolis, IN 46202

BASKETBALL HISTORY

First Yr. of basketball	1972
Seasons of basketball	48th
Seasons of Division I basketball	22nd
Division I (1998-pres.) Record	275-302 (.477)
NCAA Appearances	1
Last NCAA Appearance	2003
Last Postseason Appearance	2019 (CIT - First Round)

UNIVERSITY NOTES

ABOUT THE UNIVERSITY

IUPUI is a public research university located in downtown Indianapolis that is the result of a merger of the Purdue Indianapolis Extension Center (1946) and Indiana University Indianapolis (1916). The merger was completed in 1969 and athletics began in 1972.

The university offers more than 200 degree programs and boasts an enrollment over 30,000 (22,000 undergrad and 8,000 postgrad). The university also boasts an endowment of more than \$850 million.

The university is ranked among the Top 200 "National Universities" and ranked 7th for "Up and Coming Schools." U.S. News has ranked IUPUI among the nation's elite for 13 straight years.

All total, the campus covers 509 acres and is located along Indy's Cultural Trail.

IUPUI includes the nation's largest nursing school, the second largest medical school in the country, the only dental school in the state, and the country's oldest school of physical education. IUPUI is among the top 20 campuses in the nation for graduate professional degrees conferred

ATHLETIC PROWESS

IUPUI was a primary beneficiary of the 1987 Pan-American Games in Indianapolis and continues to boast some world renowned facilities.

The IU Natatorium is located on the IUPUI campus and is among the best swimming & diving facilities in the world. It has hosted the U.S. Olympic Team Trials four different times and 12 NCAA National Championship meets. In addition, the 2017 World Juniors were held at IUPUI and 16 world records have been set in the Natatorium water.

Adjacent west is the Michael A. Carroll Track & Soccer Stadium which has hosted several USA Outdoor Track & Field Championships and NCAA Championships, along with the 1988 US Olympic Trials. Florence Griffith-Joyner set the 100m world record of 10.49 on the track.

In basketball circles, IUPUI is best known as the long-time host of the Nike All-American Camp, which was held on campus for two decades. The nation's top prep players and coaches from every level converged on campus for two weeks each summer in what was considered the elite college recruiting event of the year. Alum included LeBron James, Chris Webber, Allen Iverson, Kevin Garnett, Jason Kidd and Paul Pierce, among many others.

GEORGE HILL

IUPUI's best known basketball alum is current NBAer George Hill, who is in his 12th year in the league this season. Hill was originally drafted by the San Antonio Spurs (1st rd., 26th overall) in 2008.

He's played for the Spurs (2008-11), Indiana Pacers (2011-16), Utah Jazz (2016-17), Sacramento Kings (2017-18), Cleveland Cavaliers (2018) and Milwaukee Bucks (2018-pres.). He's played in more than 700 regular season games, making nearly 450 career starts and averaging 11.2 points per game in his NBA career.

Entering this season, he's played in 117 career playoff games, starting 90 times and averaging 12.3 points per game.



2019-2020 MISCELLANEOUS STATISTICS

IUPUI'S RECORD WHEN...

	'19-20 Overall	'19-20 Horizon	Under Rimm
Home:	3-6	0-4	3-6
Away:	3-9	2-3	3-9
Neutral:	0-2	0-0	0-2
Overtime:	1-0	1-0	1-0
Lead @ Halftime:	5-3	1-1	5-3
Trail @ Halftime:	0-14	0-7	0-14
Tied @ Halftime:	1-0	1-0	1-0
Leading w/ 5:00 left:	6-2	2-2	6-2
Trailing w/ 5:00 left:	0-14	0-6	0-14
Tied w/ 5:00 left:	0-1	0-0	0-1
Shooting 50% or better:	1-1	0-1	1-1
Shooting 40-50%:	4-7	2-3	4-7
Shooting less than 40%:	1-9	0-4	1-9
Opp. shoots 50% or better:	0-8	0-3	0-8
Opp. shoots 40-50%:	1-6	0-4	1-6
Opp. shoots less than 40%:	5-3	2-1	5-3
Shooting better % than opp.	5-1	2-1	5-1
Shooting worse % than opp.	1-16	0-7	1-16
Scoring less than 50:	0-1	0-0	0-1
Score 50-59 pts:	0-3	0-0	0-3
Score 60-69 pts:	0-6	0-3	0-6
Score 70-79 pts:	3-6	0-4	3-6
Score 80-89 pts:	2-1	1-1	2-1
Score 90+ pts:	1-0	1-0	1-0
Opp. scores less than 50:	0-0	0-0	0-0
Opp. scores 50-59 pts:	2-1	0-0	2-1
Opp. scores 60-69 pts:	2-0	0-0	2-0
Opp. scores 70-79 pts:	1-5	1-4	1-5
Opp. scores 80-89 pts:	1-7	1-3	1-7
Opp. scores 90+ pts:	0-4	0-1	0-4
Commit less TO than opp.	3-4	0-2	3-4
Commit more TO than opp.	3-12	2-5	3-12
Commit same TO as opp.	0-1	0-1	0-1
Outrebound opponent:	4-3	2-1	4-3
Outrebounded:	2-14	0-7	2-14
Rebounding is equal:	0-0	0-0	0-0
Bench outscores opp.:	1-1	0-1	1-1
Bench is outscored:	5-16	2-7	5-16
Bench scoring is equal:	0-0	0-0	0-0
Hit more FT than opp.:	4-6	1-5	4-6
Hit less FT than opp.:	2-10	1-2	2-10
Hit same FT as opp.:	0-1	0-1	0-1
Hit more 3's than opp.:	5-4	2-2	5-4
Hit less 3's than opp.:	1-10	0-5	1-10
Hit same 3's as opp.:	0-3	0-1	0-3
Decided by 5 pts or less:	1-4	1-2	1-4
Decided by 6-10 points:	1-5	0-3	1-5
Decided by 10+ points:	4-8	1-3	4-8
In home whites:	3-7	0-4	3-7
In road blacks:	3-8	2-3	3-8
In road reds:	0-2	0-1	0-2
7 in double-digits:	0-0	0-0	0-0
6 in double-digits:	0-0	0-0	0-0
5 in double-digits:	1-0	0-0	1-0
4 in double-digits:	1-6	1-5	1-6
3 in double-digits:	2-7	0-3	2-7
2 in double-digits:	2-2	1-0	2-2
1 in double-digits:	0-2	0-0	0-2
0 in double-digits:	0-0	0-0	0-0
On Mondays:	1-2	0-1	1-2
On Tuesdays:	1-1	0-0	1-1
On Wednesdays:	1-3	0-0	1-3
On Thursdays:	0-2	0-2	0-2
On Fridays:	0-3	0-2	0-3
On Saturdays:	2-5	1-2	2-5
On Sundays:	1-1	1-1	1-1
In November:	2-6	0-0	2-6
In December:	2-5	0-2	2-5
In January:	2-6	2-6	2-6
In February:	0-0	0-0	0-0
In March:	0-0	0-0	0-0

CAREER DOUBLE-DIGIT PERFORMANCES/STARTS/DUNKS

Double-Digit Scoring Gms

Name	Sea	Car
Minnett	19	47
Goss	11	21
Burk	20	20
Weatherford	10	17
Williams	6	6
Jackson Jr.	2	2
DePersia	1	1
Tyson	1	1

20+ Point Scoring Games

Name	Sea	Car
Burk	11	11
Minnett	4	8
Weatherford	0	2

30+ Point Scoring Games

Name	Sea	Car
Burk	2	2
Minnett	2	2

Double-Digit Reb. Games

Name	Sea	Car
Goss	15	23
Burk	1	1
Weatherford	1	1

Double-Doubles

Name	Sea	Car
Goss	8	11
Burk	1	1

Games Started

Name	Sea	Car
Burk	23	23
DePersia	9	9
Goss	20	45
Kenyon	2	2
Minnett	23	28
Tyson	8	8
Weatherford	17	50
Williams	13	13

Dunks

Name	Sea	Car
Burk	2	2
Goss	21	62
Jackson Jr.	3	3
Kemp	0	1
Kenyon	2	4
Tyson	10	10
Weatherford	0	1
Williams	1	1

TIMES LEADING THE TEAM IN...

Points Name	Sea	Car
Minnett	7	17
Burk	15	15
Weatherford	2	3
Goss	0	1
Rebounds Name	Sea	Car
Goss	20	36
Weatherford	1	3
Burk	2	2
Tyson	2	2
Minnett	1	1
Williams	1	1
Assists Name	Sea	Car
Minnett	11	23
Weatherford	8	21
DePersia	7	7
Goss	1	3
Williams	2	2
Burk	1	1
Tyson	1	1
Steals Name	Sea	Car
Weatherford	7	17
Minnett	3	11
Burk	6	6
DePersia	6	6
Kemp	1	1
Tyson	1	1
Blocked Shots Name	Sea	Car
Goss	14	30
Tyson	8	8
Burk	4	4
Minnett	1	4
Weatherford	3	3
White	2	2
Williams	2	2
Jackson Jr.	1	1
Kenyon	1	1
Stoltz	1	1

SPECIALTY STATS

PP = Points in the Paint; POT = Points off Turnover; 2nd = 2nd Chance Points; BP = Bench Points

Opponent	Result	PP	POT	2nd	BP	Largest Lead	Largest Deficit	Lead Changes	Ties
#Tiffin	W, 81-77	38/34	12/32	2/10	12/28	11	4	20	12
at Butler	L, 47-80	22/50	7/19	15/11	8/15	0	33	0	0
at Bradley	L, 56-90	20/42	4/18	5/18	10/17	0	38	0	0
Anderson	W, 72-55	36/30	19/23	8/4	19/14	28	0	0	0
at South Florida	W, 70-53	26/20	27/15	7/10	12/15	19	7	22	9
at Loyola	L, 62-85	22/36	17/20	9/4	12/17	3	30	4	4
vs. Loyola (Md.)	L, 77-81	34/26	21/26	8/6	14/22	8	9	4	5
vs. Southern	L, 77-83	32/38	8/16	13/10	19/45	10	7	4	2
Evansville	L, 64-70	30/34	8/8	10/14	19/38	12	8	11	8
at Morehead State	L, 51-56	22/34	9/12	5/10	9/17	6	12	3	0
at Ball State	L, 54-102	20/26	2/20	16/21	7/33	2	48	1	1
IU South Bend	W, 80-60	30/40	20/20	22/9	14/26	24	0	0	0
Purdue Fort Wayne	W, 74-65	28/26	14/5	4/15	7/23	14	0	0	0
at Fresno State	L, 64-95	20/30	12/23	10/29	17/36	2	36	3	1
*Youngstown State	L, 73-83	24/36	20/25	9/15	7/16	4	12	11	9
*Cleveland State	L, 80-82	34/40	19/21	12/10	12/24	2	12	2	3
*at Milwaukee	L, 74-78	46/28	19/20	16/10	6/43	11	7	20	8
*at Green Bay	W, 93-78	28/24	18/7	8/16	7/45	25	0	0	1
*Wright State	L, 70-84	22/32	11/14	16/12	10/22	0	26	0	1
*Northern Kentucky	L, 71-96	32/40	10/19	17/14	13/22	1	27	2	1
*UIC	L, 66-75	24/40	9/9	14/6	3/24	7	19	3	2
*at Detroit Mercy	L, 64-76	36/32	13/15	8/18	3/18	0	21	0	0
*at Oakland	W, 89-85	22/22	9/21	16/11	4/14	7	2	6	9
*at Cleveland State	L, 62-72	22/36	18/11	14/16	11/7	2	15	3	2
*at Youngstown State									
*Green Bay									
*Milwaukee									
*at Northern Kentucky									
*at Wright State									
*at UIC									
*Oakland									
*Detroit Mercy									
*at HL 1st Rd.									
*at HL Quarters									
*at HL Semis									
*at HL Finals									
Totals		632/762	314/387	262/289	243/553			99	66
Averages		27.5/33.1	13.7/16.8	11.4/12.6	10.6/24.0			4.3	2.9

WIN/LOSS MARGINS

Wins	1							1				3				
Margin	1	2	3	4	5	6	7	8	9	10	11-15	16-20	21-29	30+		
Losses		1		2	1	2			1	2	2		2	4		

2019-2020 IUPUI STATISTICS

IUPUI Basketball IUPUI Combined Team Statistics (as of Jan 30, 2020) All games



RECORD:	OVERALL	HOME	AWAY	NEUTRAL
ALL GAMES	6-17	3-6	3-9	0-2
CONFERENCE	2-8	0-5	2-3	0-0
NON-CONFERENCE	4-9	3-1	1-6	0-2

#	Player	gp-gs	min	avg	Total		3-Point		F-Throw		Rebounds				pf	dq	a	to	blk	stl	pts	avg
					fg-fga	fg%	3fg-fga	3fg%	ft-fa	ft%	off	def	tot	avg								
14	BURK, Marcus	23-23	782	34.0	165-379	.435	70-177	.395	61-80	.763	14	67	81	3.5	61	2	42	53	4	30	461	20.0
00	MINNETT, Jaylen	23-23	796	34.6	118-318	.371	74-205	.361	53-64	.828	9	68	77	3.3	43	1	79	58	3	29	363	15.8
32	GOSS, Elijah	23-20	674	29.3	81-166	.488	0-3	.000	43-80	.538	92	174	266	11.6	61	2	19	41	29	9	205	8.9
23	WEATHERFORD, Gra	23-17	778	33.8	71-166	.428	16-47	.340	37-62	.597	34	82	116	5.0	54	0	62	61	6	32	195	8.5
13	WILLIAMS, Isaiah	18-13	399	22.2	49-117	.419	4-11	.364	42-78	.538	30	50	80	4.4	57	2	24	36	5	10	144	8.0
02	JACKSON JR., Jamil	18-0	206	11.4	20-74	.270	8-40	.200	16-24	.667	4	19	23	1.3	17	0	9	16	1	3	64	3.6
30	TYSON, Zo	20-8	285	14.3	28-46	.609	0-0	.000	8-12	.667	17	37	54	2.7	45	0	8	17	12	6	64	3.2
10	DePERSIA, Mike	23-9	527	22.9	19-64	.297	2-28	.071	16-31	.516	16	38	54	2.3	44	0	59	34	0	27	56	2.4
11	KENYON, Brandon	12-2	79	6.6	7-20	.350	2-9	.222	7-9	.778	4	8	12	1.0	17	0	1	3	1	2	23	1.9
01	KEMP, Jakoby	7-0	35	5.0	3-13	.231	0-2	.000	0-0	.000	3	3	6	0.9	4	0	1	3	0	1	6	0.9
15	WHITE, Taveion	12-0	46	3.8	3-5	.600	0-0	.000	1-3	.333	5	3	8	0.7	10	0	1	2	2	2	7	0.6
12	TAYLOR, Marlon	7-0	10	1.4	1-3	.333	0-0	.000	0-0	.000	1	2	3	0.4	0	0	1	1	0	1	2	0.3
20	STOLTZ, Sawyer	4-0	8	2.0	0-1	.000	0-0	.000	0-0	.000	0	2	2	0.5	0	0	0	2	1	0	0	0.0
Team											38	25	63				11					
Total.....		0	4625		565-1372	.412	176-522	.337	284-443	.641	267	578	845	0.0	413	7	306	338	64	152	1590	0.0
Opponents.....		0	4625		650-1444	.450	202-569	.355	282-393	.718	270	620	890	0.0	410	4	375	298	101	170	1784	0.0

TEAM STATISTICS	IUPUI	OPP
SCORING	1590	1784
Points per game	69.1	77.6
Scoring margin	-8.4	-
FIELD GOALS-ATT	565-1372	650-1444
Field goal pct	.412	.450
3 POINT FG-ATT	176-522	202-569
3-point FG pct	.337	.355
3-pt FG made per game	7.7	8.8
FREE THROWS-ATT	284-443	282-393
Free throw pct	.641	.718
F-Throws made per game	12.3	12.3
REBOUNDS	845	890
Rebounds per game	36.7	38.7
Rebounding margin	-2.0	-
ASSISTS	306	375
Assists per game	13.3	16.3
TURNOVERS	338	298
Turnovers per game	14.7	13.0
Turnover margin	-1.7	-
Assist/turnover ratio	0.9	1.3
STEALS	152	170
Steals per game	6.6	7.4
BLOCKS	64	101
Blocks per game	2.8	4.4
ATTENDANCE	9890	38980
Home games-Avg/Game	9-1099	12-3213
Neutral site-Avg/Game	-	2-210

Date	Opponent	Score	Att.
11/06/19	at Butler	L 47-80	7706
11/09/19	at Bradley	L 56-90	5518
11/11/19	ANDERSON (IN)	W 72-55	1051
11/13/19	at South Fla.	W 70-53	2474
11/20/19	at Loyola Chicago	L 62-85	2402
11/25/19	vs Loyola Maryland	L 77-81	269
11/26/19	vs Southern U.	L 77-83	152
11/30/19	EVANSVILLE	L 64-70	1659
12/04/19	at Morehead State	L 51-56	1776
12/07/19	at Ball St.	L 54-102	4733
12/10/19	IND.-SOUTH BEND	W 80-60	1085
12/14/19	PURDUE FORT WAYNE	W 74-65	1098
12/20/19	at Fresno State	L 64-95	4798
12/28/19	YOUNGSTOWN ST.	L 73-83	868
12/30/19	CLEVELAND ST.	L 80-82	889
01/03/20	at Milwaukee	L 74-78	977
01/05/20	at Green Bay	W 93-78	1666
01/10/20	WRIGHT ST.	L 70-84	1142
01/12/20	NORTHERN KY.	L 71-96	789
01/18/20	UIC	L 66-75	1309
01/23/20	at Detroit Mercy	L 64-76	1624
01/25/20	at Oakland	Wot 89-85	3644
01/30/20	at Cleveland State	L 62-72	1241

^ = Cayman Islands Classic
* = Horizon League game

Score by Periods	1st	2nd	OT	Totals
IUPUI	758	817	15	1590
Opponents	845	928	11	1784

2019-2020 IUPUI HORIZON LEAGUE ONLY STATISTICS

IUPUI Basketball IUPUI Combined Team Statistics (as of Jan 30, 2020) Conference games only



RECORD:	OVERALL	HOME	AWAY	NEUTRAL
ALL GAMES	2-8	0-5	2-3	0-0
CONFERENCE	2-8	0-5	2-3	0-0
NON-CONFERENCE	0-0	0-0	0-0	0-0

##	Player	gp-gs	min	avg	Total		3-Point		F-Throw		Rebounds				pf	dq	a	to	blk	stl	pts	avg
					fg-fga	fg%	3fg-fga	3fg%	ft-fa	ft%	off	def	tot	avg								
14	BURK, Marcus	10-10	371	37.1	74-168	.440	29-82	.354	42-55	.764	8	34	42	4.2	24	1	22	25	3	11	219	21.9
00	MINNETT, Jaylen	10-10	365	36.5	59-152	.388	36-97	.371	34-38	.895	3	22	25	2.5	26	1	42	32	1	13	188	18.8
23	WEATHERFORD, Gra	10-10	364	36.4	38-100	.380	7-27	.259	19-33	.576	19	44	63	6.3	28	0	28	31	5	12	102	10.2
32	GOSS, Elijah	10-10	347	34.7	38-74	.514	0-2	.000	26-48	.542	51	93	144	14.4	32	2	11	12	16	3	102	10.2
13	WILLIAMS, Isaiah	5-5	100	20.0	11-30	.367	2-6	.333	13-21	.619	5	13	18	3.6	18	0	10	6	0	4	37	7.4
30	TYSON, Zo	7-0	91	13.0	12-18	.667	0-0	.000	2-2	1.000	5	11	16	2.3	9	0	1	5	5	1	26	3.7
10	DePERSIA, Mike	10-3	225	22.5	9-26	.346	2-12	.167	10-17	.588	8	21	29	2.9	19	0	35	13	0	13	30	3.0
02	JACKSON JR., Jamil	8-0	76	9.5	6-24	.250	2-15	.133	5-8	.625	2	9	11	1.4	9	0	5	7	0	1	19	2.4
11	KENYON, Brandon	5-2	35	7.0	2-8	.250	1-4	.250	3-4	.750	2	0	2	0.4	7	0	1	2	1	0	8	1.6
15	WHITE, Taveion	5-0	32	6.4	3-4	.750	0-0	.000	1-3	.333	3	3	6	1.2	7	0	1	1	1	1	7	1.4
12	TAYLOR, Marlon	2-0	3	1.5	1-2	.500	0-0	.000	0-0	.000	1	1	2	1.0	0	0	1	0	0	0	2	1.0
01	KEMP, Jakoby	3-0	16	5.3	1-3	.333	0-1	.000	0-0	.000	1	0	1	0.3	2	0	1	1	0	0	2	0.7
Team											14	8	22					3				
Total.....		10	2025		254-609	.417	79-246	.321	155-229	.677	122	259	381	38.1	181	4	158	138	32	59	742	74.2
Opponents.....		10	2025		289-653	.443	94-241	.390	137-188	.729	124	269	393	39.3	200	2	176	124	47	69	809	80.9

TEAM STATISTICS	IUPUI	OPP
SCORING	742	809
Points per game	74.2	80.9
Scoring margin	-6.7	-
FIELD GOALS-ATT	254-609	289-653
Field goal pct	.417	.443
3 POINT FG-ATT	79-246	94-241
3-point FG pct	.321	.390
3-pt FG made per game	7.9	9.4
FREE THROWS-ATT	155-229	137-188
Free throw pct	.677	.729
F-Throws made per game	15.5	13.7
REBOUNDS	381	393
Rebounds per game	38.1	39.3
Rebounding margin	-1.2	-
ASSISTS	158	176
Assists per game	15.8	17.6
TURNOVERS	138	124
Turnovers per game	13.8	12.4
Turnover margin	-1.4	-
Assist/turnover ratio	1.1	1.4
STEALS	59	69
Steals per game	5.9	6.9
BLOCKS	32	47
Blocks per game	3.2	4.7
ATTENDANCE	4997	9152
Home games-Avg/Game	5-999	5-1830
Neutral site-Avg/Game	-	0-0

Date	Opponent		Score	Att.
* 12/28/19	YOUNGSTOWN ST.	L	73-83	868
* 12/30/19	CLEVELAND ST.	L	80-82	889
* 01/03/20	at Milwaukee	L	74-78	977
* 01/05/20	at Green Bay	W	93-78	1666
* 01/10/20	WRIGHT ST.	L	70-84	1142
* 01/12/20	NORTHERN KY.	L	71-96	789
* 01/18/20	UIC	L	66-75	1309
* 01/23/20	at Detroit Mercy	L	64-76	1624
* 01/25/20	at Oakland	Wot	89-85	3644
* 01/30/20	at Cleveland State	L	62-72	1241

^ = Cayman Islands Classic

* = Horizon League game

Score by Periods	1st	2nd	OT	Totals
IUPUI	329	398	15	742
Opponents	386	412	11	809

2019-2020 STATISTICAL SPLITS

Wins (6 total)

#	Player	gp-gs	min	avg	Total		3-Point		F-Throw		Rebounds				pf	dq	a	to	blk	stl	pts	avg
					fg-fga	fg%	3fg-fga	3fg%	ft-fa	ft%	off	def	tot	avg								
14	BURK, Marcus	6-6	214	35.7	56-112	.500	28-56	.500	20-24	.833	4	21	25	4.2	12	0	16	14	0	10	160	26.7
00	MINNETT, Jaylen	6-6	214	35.7	39-95	.411	28-64	.438	21-23	.913	2	22	24	4.0	8	0	28	20	1	9	127	21.2
32	GOSS, Elijah	6-4	166	27.7	21-42	.500	0-0	.000	12-19	.632	23	58	81	13.5	18	1	9	12	10	2	54	9.0
23	WEATHERFORD, Gra	6-4	201	33.5	18-35	.514	4-11	.364	9-13	.692	10	32	42	7.0	12	0	20	16	1	11	49	8.2
13	WILLIAMS, Isaiah	5-5	102	20.4	13-28	.464	1-2	.500	7-13	.538	8	12	20	4.0	16	0	5	7	3	3	34	6.8
11	KENYON, Brandon	2-1	29	14.5	3-7	.429	1-3	.333	2-2	1.000	2	3	5	2.5	7	0	1	1	0	0	9	4.5
02	JACKSON JR., Jamil	6-0	70	11.7	8-31	.258	2-14	.143	3-4	.750	2	7	9	1.5	5	0	4	2	1	2	21	3.5
10	DePERSIA, Mike	6-2	134	22.3	6-19	.316	1-9	.111	1-3	.333	6	11	17	2.8	12	0	15	15	0	9	14	2.3
30	TYSON, Zo	6-2	70	11.7	5-11	.455	0-0	.000	0-0	.000	3	12	15	2.5	11	0	1	5	4	3	10	1.7
01	KEMP, Jakoby	1-0	2	2.0	0-1	.000	0-1	.000	0-0	.000	0	0	0	0.0	0	0	0	0	0	0	0	0.0
20	STOLTZ, Sawyer	1-0	4	4.0	0-0	.000	0-0	.000	0-0	.000	0	2	2	2.0	0	0	0	2	1	0	0	0.0
12	TAYLOR, Marlon	2-0	5	2.5	0-1	.000	0-0	.000	0-0	.000	0	1	1	0.5	0	0	0	1	0	1	0	0.0
15	WHITE, Taveion	3-0	14	4.7	0-1	.000	0-0	.000	0-0	.000	2	2	4	1.3	3	0	0	1	1	1	0	0.0
Team											17	8	25					7				
Total.....		6	1225		169-383	.441	65-160	.406	75-101	.743	79	191	270	45.0	104	1	99	103	22	51	478	79.7
Opponents.....		6	1225		146-395	.370	46-164	.280	58-90	.644	79	144	223	37.2	97	1	77	94	32	48	396	66.0

Losses (17 total)

#	Player	gp-gs	min	avg	Total		3-Point		F-Throw		Rebounds				pf	dq	a	to	blk	stl	pts	avg
					fg-fga	fg%	3fg-fga	3fg%	ft-fa	ft%	off	def	tot	avg								
14	BURK, Marcus	17-17	568	33.4	109-267	.408	42-121	.347	41-56	.732	10	46	56	3.3	49	2	26	39	4	20	301	17.7
00	MINNETT, Jaylen	17-17	582	34.2	79-223	.354	46-141	.326	32-41	.780	7	46	53	3.1	35	1	51	38	2	20	236	13.9
32	GOSS, Elijah	17-16	508	29.9	60-124	.484	0-3	.000	31-61	.508	69	116	185	10.9	43	1	10	29	19	7	151	8.9
23	WEATHERFORD, Gra	17-13	577	33.9	53-131	.405	12-36	.333	28-49	.571	24	50	74	4.4	42	0	42	45	5	21	146	8.6
13	WILLIAMS, Isaiah	13-8	297	22.8	36-89	.404	3-9	.333	35-65	.538	22	38	60	4.6	41	2	19	29	2	7	110	8.5
30	TYSON, Zo	14-6	215	15.4	23-35	.657	0-0	.000	8-12	.667	14	25	39	2.8	34	0	7	12	8	3	54	3.9
02	JACKSON JR., Jamil	12-0	136	11.3	12-43	.279	6-26	.231	13-20	.650	2	12	14	1.2	12	0	5	14	0	1	43	3.6
10	DePERSIA, Mike	17-7	393	23.1	13-45	.289	1-19	.053	15-28	.536	10	27	37	2.2	32	0	44	19	0	18	42	2.5
11	KENYON, Brandon	10-1	50	5.0	4-13	.308	1-6	.167	5-7	.714	2	5	7	0.7	10	0	0	2	1	2	14	1.4
01	KEMP, Jakoby	6-0	33	5.5	3-12	.250	0-1	.000	0-0	.000	3	3	6	1.0	4	0	1	3	0	1	6	1.0
15	WHITE, Taveion	9-0	32	3.6	3-4	.750	0-0	.000	1-3	.333	3	1	4	0.4	7	0	1	1	1	1	7	0.8
12	TAYLOR, Marlon	5-0	5	1.0	1-2	.500	0-0	.000	0-0	.000	1	1	2	0.4	0	0	1	0	0	0	2	0.4
20	STOLTZ, Sawyer	3-0	4	1.3	0-1	.000	0-0	.000	0-0	.000	0	0	0	0.0	0	0	0	0	0	0	0	0.0
Team											21	17	38					4				
Total.....		17	3400		396-989	.400	111-362	.307	209-342	.611	188	387	575	33.8	309	6	207	235	42	101	1112	65.4
Opponents.....		17	3400		504-1049	.480	156-405	.385	224-303	.739	191	476	667	39.2	313	3	298	204	69	122	1388	81.6

Home (3-6)

#	Player	gp-gs	min	avg	Total		3-Point		F-Throw		Rebounds				pf	dq	a	to	blk	stl	pts	avg
					fg-fga	fg%	3fg-fga	3fg%	ft-fa	ft%	off	def	tot	avg								
14	BURK, Marcus	9-9	310	34.4	61-143	.427	23-65	.354	36-46	.783	2	19	21	2.3	25	1	23	17	2	15	181	20.1
00	MINNETT, Jaylen	9-9	314	34.9	47-125	.376	32-89	.360	23-27	.852	2	22	24	2.7	20	0	35	21	2	11	149	16.6
32	GOSS, Elijah	9-8	276	30.7	35-65	.538	0-2	.000	17-37	.459	40	80	120	13.3	26	1	7	14	12	6	87	9.7
13	WILLIAMS, Isaiah	7-6	163	23.3	22-48	.458	2-7	.286	21-36	.583	14	19	33	4.7	22	0	12	10	3	3	67	9.6
23	WEATHERFORD, Gra	9-7	305	33.9	28-76	.368	4-19	.211	22-33	.667	20	34	54	6.0	20	0	25	24	3	15	82	9.1
02	JACKSON JR., Jamil	8-0	106	13.3	10-43	.233	2-20	.100	7-10	.700	4	11	15	1.9	6	0	7	7	1	3	29	3.6
10	DePERSIA, Mike	9-4	191	21.2	9-24	.375	1-11	.091	12-22	.545	5	18	23	2.6	14	0	17	13	0	11	31	3.4
30	TYSON, Zo	8-2	90	11.3	9-16	.563	0-0	.000	2-2	1.000	7	13	20	2.5	10	0	1	5	5	1	20	2.5
11	KENYON, Brandon	3-0	11	3.7	1-4	.250	0-1	.000	0-0	.000	1	3	4	1.3	3	0	0	1	0	0	2	0.7
12	TAYLOR, Marlon	4-0	8	2.0	1-3	.333	0-0	.000	0-0	.000	1	2	3	0.8	0	0	1	1	0	1	2	0.5
01	KEMP, Jakoby	3-0	7	2.3	0-2	.000	0-1	.000	0-0	.000	0	0	0	0.0	2	0	0	0	0	0	0	0.0
20	STOLTZ, Sawyer	1-0	4	4.0	0-0	.000	0-0	.000	0-0	.000	0	2	2	2.0	0	0	0	2	1	0	0	0.0
15	WHITE, Taveion	4-0	15	3.8	0-1	.000	0-0	.000	0-0	.000	2	0	2	0.5	4	0	0	1	1	1	0	0.0
Team											16	15	31					4				
Total.....		9	1800		223-550	.405	64-215	.298	140-213	.657	114	238	352	39.1	152	2	128	120	30	67	650	72.2
Opponents.....		9	1800		256-580	.441	72-223	.323	86-128	.672	102	248	350	38.9	184	2	133	126	41	68	670	74.4

Road/Neutral (3-11)

Road/Neutral (3-11)			Total				3-Point		F-Throw		Rebounds													
#	Player	gp-gs	min	avg	fg-fga	fg%	3fg-fga	3fg%	ft-fa	ft%	off	def	tot	avg	pf	dq	a	to	blk	stl	pts	avg		
14	BURK, Marcus	14-14	472	33.7	104-236	.441	47-112	.420	25-34	.735	12	48	60	4.3	36	1	19	36	2	15	280	20.0		
00	MINNETT, Jaylen	14-14	482	34.4	71-193	.368	42-116	.362	30-37	.811	7	46	53	3.8	23	1	44	37	1	18	214	15.3		
32	GOSS, Elijah	14-12	398	28.4	46-101	.455	0-1	.000	26-43	.605	52	94	146	10.4	35	1	12	27	17	3	118	8.4		
23	WEATHERFORD, Gra	14-10	473	33.8	43-90	.478	12-28	.429	15-29	.517	14	48	62	4.4	34	0	37	37	3	17	113	8.1		
13	WILLIAMS, Isaiah	11-7	236	21.5	27-69	.391	2-4	.500	21-42	.500	16	31	47	4.3	35	2	12	26	2	7	77	7.0		
30	TYSON, Zo	12-6	195	16.3	19-30	.633	0-0	.000	6-10	.600	10	24	34	2.8	35	0	7	12	7	5	44	3.7		
02	JACKSON JR., Jamil	10-0	100	10.0	10-31	.323	6-20	.300	9-14	.643	0	8	8	0.8	11	0	2	9	0	0	35	3.5		
11	KENYON, Brandon	9-2	68	7.6	6-16	.375	2-8	.250	7-9	.778	3	5	8	0.9	14	0	1	2	1	2	21	2.3		
10	DePERSIA, Mike	14-5	336	24.0	10-40	.250	1-17	.059	4-9	.444	11	20	31	2.2	30	0	42	21	0	16	25	1.8		
01	KEMP, Jakob	4-0	28	7.0	3-11	.273	0-1	.000	0-0	.000	3	3	6	1.5	2	0	1	3	0	1	6	1.5		
15	WHITE, Taveion	8-0	31	3.9	3-4	.750	0-0	.000	1-3	.333	3	3	6	0.8	6	0	1	1	1	1	7	0.9		
20	STOLTZ, Sawyer	3-0	4	1.3	0-1	.000	0-0	.000	0-0	.000	0	0	0	0.0	0	0	0	0	0	0	0	0.0		
12	TAYLOR, Marlon	3-0	2	0.7	0-0	.000	0-0	.000	0-0	.000	0	0	0	0.0	0	0	0	0	0	0	0	0.0		
Team											22	10	32				7							
Total.....		14	2825		342-822	.416	112-307	.365	144-230	.626	153	340	493	35.2	261	5	178	218	34	85	940	67.1		
Opponents.....		14	2825		394-864	.456	130-346	.376	196-265	.740	168	372	540	38.6	226	2	242	172	60	102	1114	79.6		

2019-2020 INDIVIDUAL SUPERLATIVES

	IUPUI	Opponent
Points	39- Burk at Oakland (1/25/20)	33- Tyler Sharpe vs. Northern Ky. (1/12/20)
Field Goals Made	12- twice	12- Tyler Sharpe vs. Northern Ky. (1/12/20)
Field Goals Attempted	24- twice	21- twice
Highest FG Pct. (min. 5 made)	.857 (6-7)- Goss vs. UIC (1/18/20)	.909 (10-11)- twice
3-Pt Field Goals Made	8- Burk at Oakland (1/25/20)	6- twice
3-Pt Field Goals Attempted	15- Burk at Oakland (1/25/20)	14- twice
3-Pt FG Pct. (min. 3 made)	1.000 (5-5)- Weatherford at Fresno State (12/20/19)	1.000 (5-5)- Bill Wampler vs. Wright St. (1/10/20)
Free Throws Made	9- Minnett at Green Bay (1/5/20)	8- four times
Free Throws Attempted	10- five times	10- Xavier Hill-Mais at Oakland (1/25/20)
Free Throw Pct. (min. 5 made)	1.000 (9-9)- Minnett at Green Bay (1/5/20)	1.000 (8-8)- three times
Offensive Rebounds	11- Goss vs. Youngstown St. (12/28/19)	8- Brad Brechting at Oakland (1/25/20)
Defensive Rebounds	15- Goss at Morehead St. (12/4/19)	11- twice
Total Rebounds	21- Goss vs. IU South Bend (12/10/19)	15- three times
Assists	8- DePersia at Green Bay (1/5/20)	10- Darrell Brown at Bradley (11/9/19)
Turnovers	7- Minnett at Oakland (1/25/20)	5- four times
Blocked Shots	6- Goss at Milwaukee (1/3/20)	6- twice
Steals	5- twice	7- Laquincy Rideau at South Florida (11/13/19)
Minutes Played (regulation game)	40- twice	40- Aaron Thompson at Butler (11/6/19)
Minutes Played (OT game)	44- Burk at Oakland (1/25/20)	40- Blake Lampman at Oakland (1/25/20)

2019-2020 TEAM SUPERLATIVES

IUPUI High	IUPUI Low	Statistical Category	Opponent High	Opponent Low
93 - at Green Bay (1/5)	47 - at Butler (11/6)	Points	102 - at Ball St. (12/7/19)	53 - at South Florida (11/13)
53 - at Green Bay (1/5)	12 - at Morehead St. (12/4)	1st Half Points	53 - vs. Wright St. (1/10)	22 - IU South Bend (12/10)
56 - at Oakland (1/25)	21 - at Butler (11/6)	2nd Half Points	62 - at Ball St. (12/7/19)	17 - at South Florida (11/13)
31 - at Green Bay (1/5)	19 - three times	Field Goals	37 - vs. Northern Ky. (1/20)	20 - at South Florida (11/13)
74 - IU South Bend (12/10)	49 - at South Florida (11/13)	Field Goal Attempts	72 - at Oakland (1/25)	44 - at Loyola (11/20)
.519 - Cleveland St. (12/30)	.302 - at Ball St. (12/7/19)	FG Percentage	.614 - at Loyola (11/20)	.324 - Anderson (11/11)
15 - at Oakland (1/25)	2 - at Milwaukee (1/3/20)	3-Point Field Goals	15 - twice	4 - twice
34 - at Oakland (1/25)	13 - at Milwaukee (1/3/20)	3-Point Field Goal Att.	39 - at Fresno St. (12/20)	10 - Cleveland St. (1/30)
.526 - at South Florida (11/13)	.143 - at Butler (11/6)	3-Point FG Percentage	.563 - at Loyola (11/20)	.167 - Anderson (11/11)
27 - vs. Wright St. (1/10)	2 - twice	Free Throws	24 - at Oakland (1/25)	2 - IU South Bend (12/10)
40 - vs. Wright St. (1/10)	7 - at Detroit Mercy (1/23)	Free Throw Attempts	32 - vs. Wright St. (1/10)	3 - IU South Bend (12/10)
.893 - Cleveland St. (12/30)	.250 - at Butler (11/6)	Free Throw Percentage	.941 - at Fresno St. (12/20)	.429 - vs. Purdue FW (12/14)
22 - IU South Bend (12/10)	6 - vs. Purdue FW (12/14)	Offensive Rebounds	19 - twice	2 - at Loyola (11/20)
42 - Anderson (11/11)	16 - at Loyola (11/20)	Defensive Rebounds	35 - at Morehead St. (12/4)	17 - at South Florida (11/13)
58 - Anderson (11/11)	27 - twice	Total Rebounds	48 - vs. Wright St. (1/10)	25 - at Loyola (11/20)
24 - vs. Wright St. (1/10)	10 - IU South Bend (12/10)	Fouls	25 - twice	11 - at Detroit Mercy (1/23)
22 - at Green Bay (1/5)	2 - at Ball St. (12/7/19)	Assists	22 - vs. Northern Ky. (1/20)	8 - twice
23 - Anderson (11/11)	7 - vs. Evansville (11/30)	Turnovers	25 - IU South Bend (12/10)	7 - twice
8 - IU South Bend (12/10)	0 - four times	Blocked Shots	10 - at Oakland (1/25)	1 - four times
13 - IU South Bend (12/10)	2 - twice	Steals	14 - IU South Bend (12/10)	2 - twice

2019-2020 GAME-BY-GAME LEADERS / STARTING FIVES

Opponent	Starting 5 (alphabetically)	Points	Rebounds	Assists	Blocks	Steals
#Tiffin	Burk-Goss-Minnett-Weatherford-Williams	Burk (31)	Goss (11)	Burk/Minnett (4)	Goss (4)	Burk (6)
at Butler	Burk-Goss-Minnett-Weatherford-Williams	Burk (17)	4 tied w/ (5)	DePersia/Tyson (2)	3 tied w/ (1)	Tyson (3)
at Bradley	Burk-Goss-Minnett-Weatherford-Williams	Minnett (17)	Goss (8)	Weatherford (4)	Goss (2)	Burk (2)
Anderson	Burk-DePersia-Minnett-Tyson-Williams	Burk (25)	Goss (10)	Weatherford (4)	3 tied w/ (1)	Burk (4)
at South Fla.	Burk-DePersia-Minnett-Tyson-Williams	Burk (26)	Burk (9)	Minnett (7)	Goss (1)	Minnett (4)
at Loyola (Ill.)	Burk-DePersia-Minnett-Tyson-Williams	Burk (23)	Goss (5)	DePersia (4)	none	DePersia (3)
vs. Loyola (Md.)	Burk-DePersia-Goss-Minnett-Tyson	Burk (32)	Goss (13)	Williams (5)	none	Minnett (3)
vs. Southern	Burk-DePersia-Goss-Minnett-Tyson	Burk (27)	Tyson/Williams (6)	Weatherford (4)	Tyson (3)	Weatherford (3)
Evansville	Burk-DePersia-Goss-Minnett-Tyson	Burk/Minnett (18)	Goss (9)	Minnett (4)	Burk (1)	Goss/Weatherford (1)
at Morehead St.	Burk-Goss-Minnett-Tyson-Weatherford	Weatherford (17)	Goss (17)	DePersia/Minnett (3)	Goss/Williams (2)	Minnett (3)
at Ball St.	Burk-Goss-Minnett-Tyson-Weatherford	Minnett (17)	Goss (9)	DePersia/Weatherford (1)	none	4 tied w/ (1)
IU South Bend	Burk-Goss-Minnett-Weatherford-Williams	Burk (21)	Goss (21)	3 tied w/ (3)	Goss (4)	DePersia (3)
Purdue Fort Wayne	Burk-Goss-Minnett-Weatherford-Williams	Burk (22)	Goss (11)	Weatherford (6)	4 tied w/ (1)	Weatherford (5)
at Fresno St.	Burk-Goss-Minnett-Weatherford-Williams	Weatherford (16)	Goss (7)	DePersia (3)	Tyson/Weatherford (1)	Weatherford (2)
*Youngstown St.	Burk-Goss-Minnett-Weatherford-Williams	Burk/Minnett (16)	Goss (18)	Minnett (6)	3 tied w/ (1)	4 tied w/ (2)
*Cleveland St.	Burk-DePersia-Goss-Minnett-Weatherford	Minnett (23)	Goss (11)	Minnett (6)	3 tied w/ (1)	Weatherford (3)
*at Milwaukee	Burk-Goss-Minnett-Weatherford-Williams	Goss (19)	Goss (16)	DePersia (5)	Goss (6)	3 tied w/ (2)
*at Green Bay	Burk-Goss-Minnett-Weatherford-Williams	Minnett (31)	Goss (17)	DePersia (8)	Goss (1)	Burk (2)
*Wright St.	Burk-Goss-Minnett-Weatherford-Williams	Minnett (24)	Goss (14)	3 tied w/ (2)	Goss/Tyson (1)	Minnett (3)
*Northern Kentucky	Burk-Goss-Minnett-Weatherford-Williams	Burk (25)	Goss (11)	Minnett (4)	none	Burk (2)
*UIC	Burk-DePersia-Goss-Minnett-Weatherford	Burk (18)	Goss (15)	3 tied w/ (3)	Goss (3)	DePersia (2)
*at Detroit Mercy	Burk-DePersia-Goss-Minnett-Weatherford	Burk (25)	Goss (12)	Minnett (5)	Burk/Goss (1)	DePersia (3)
*at Oakland	Burk-Goss-Kenyon-Minnett-Weatherford	Burk (39)	Goss (18)	Minnett (5)	Goss/Tyson (2)	DePersia/Minnett (1)
*at Cleveland St.	Burk-Goss-Kenyon-Minnett-Weatherford	Burk (18)	Goss (12)	Weatherford (6)	4 tied w/ (1)	Weatherford (5)
*at Youngstown St.						
*Green Bay						
*Milwaukee						
*at Northern Kentucky						
*at Wright St.						
*at UIC						
*Oakland						
*Detroit Mercy						
HL 1st Rd.						
HL 2nd Rd.						
HL Semis						

2019-2020 COMPARISON STATISTICS

Opponent	1st	2nd	Score	Mar	Total FG	FG Pct	3-Pointers	3FG Pct	Free Throws	FT Pct	Rebounds	Assist	T/Over	Block	Steal	Fouls
Butler	26/36	21/44	47-80	(33)	21-57/35-59	.368/.593	3-21/6-14	.143/.429	2-8/4-9	.250/.444	30/36 (6)	7/21	14/9	3/4	5/6	14/13
Bradley	23/47	33/43	56-90	(34)	19-54/32-67	.352/.478	7-24/9-27	.292/.333	11-17/17-22	.647/.773	30/46 (16)	10/19	15/7	2/2	4/4	18/15
ANDERSON (IN)	49/29	23/26	72-55	+17	29-68/22-68	.426/.324	8-26/4-24	.308/.167	6-14/7-12	.429/.583	58/33 +25	13/8	23/13	3/6	10/10	20/14
South Fla.	38/36	32/17	70-53	+17	25-49/20-54	.510/.370	10-19/5-23	.526/.217	10-13/8-18	.769/.444	30/35 (5)	15/8	22/23	1/3	10/12	18/14
Loyola Chicago	31/39	31/46	62-85	(23)	23-56/27-44	.411/.614	10-22/9-16	.455/.563	6-9/22-24	.667/.917	28/25 +3	13/16	15/14	0/4	6/7	20/15
Loyola Maryland	36/39	41/42	77-81	(4)	29-60/28-54	.483/.519	9-22/13-29	.409/.448	10-19/12-19	.526/.632	35/30 +5	16/20	19/17	0/2	11/11	23/16
Southern U.	42/38	35/45	77-83	(6)	27-56/34-60	.482/.567	7-20/7-17	.350/.412	16-24/8-12	.667/.667	30/36 (6)	13/17	10/12	4/1	4/2	17/21
EVANSVILLE	37/27	27/43	64-70	(6)	23-58/25-63	.397/.397	5-18/5-23	.278/.217	13-24/15-19	.542/.789	38/44 (6)	13/11	7/8	1/4	2/3	19/20
Morehead State	12/24	39/32	51-56	(5)	21-60/22-61	.350/.361	6-17/4-22	.353/.182	3-10/8-14	.300/.571	40/46 (6)	9/14	14/12	4/8	7/6	17/12
Ball St.	24/40	30/62	54-102	(48)	19-63/32-58	.302/.552	5-14/15-34	.357/.441	11-19/23-29	.579/.793	35/38 (3)	2/20	16/9	0/8	4/9	23/15
IND.-SOUTH BEND	44/22	36/38	80-60	+20	28-74/26-65	.378/.400	10-27/6-25	.370/.240	14-19/2-3	.737/.667	49/39 +10	13/10	17/25	8/7	13/14	10/18
PURDUE FORT WAYNE	42/30	32/35	74-65	+9	26-58/26-67	.448/.388	8-26/10-35	.308/.286	14-16/3-7	.875/.429	34/43 (9)	16/14	11/15	4/4	10/6	14/17
Fresno State	25/52	39/43	64-95	(31)	21-50/32-71	.420/.451	9-20/15-39	.450/.385	13-22/16-17	.591/.941	27/46 (19)	8/21	17/10	2/1	7/11	19/20
YOUNGSTOWN ST.	38/41	35/42	73-83	(10)	26-58/31-59	.448/.525	9-25/9-22	.360/.409	12-28/12-14	.429/.857	34/35 (1)	18/15	15/19	3/3	9/9	16/25
CLEVELAND ST.	34/37	46/45	80-82	(2)	28-54/31-58	.519/.534	9-23/7-13	.391/.538	15-18/13-16	.833/.813	27/28 (1)	21/15	16/15	3/1	9/8	17/20
Milwaukee	37/34	37/44	74-78	(4)	29-62/29-68	.468/.426	2-13/12-29	.154/.414	14-19/8-14	.737/.571	40/39 +1	12/17	15/13	6/2	7/8	17/21
Green Bay	53/38	40/40	93-78	+15	31-64/27-69	.484/.391	14-28/10-27	.500/.370	17-20/14-19	.850/.737	45/35 +10	22/21	12/11	1/2	6/2	19/16
WRIGHT ST.	31/53	39/31	70-84	(14)	19-57/29-69	.333/.420	5-23/9-23	.217/.391	27-40/17-32	.675/.531	38/48 (10)	9/18	12/9	2/8	5/6	24/25
NORTHERN KY.	34/42	37/54	71-96	(25)	24-63/37-66	.381/.561	4-21/13-35	.190/.371	19-26/9-13	.731/.692	37/39 (2)	14/22	10/10	0/1	5/8	16/21
UIC	23/35	43/40	66-75	(9)	20-60/29-65	.333/.446	6-26/9-23	.231/.391	20-28/8-12	.714/.667	37/41 (4)	11/20	9/12	6/7	4/4	16/24
Detroit Mercy	22/41	42/35	64-76	(12)	27-66/28-66	.409/.424	8-29/9-29	.276/.317	2-7/11-12	.286/.917	37/44 (7)	16/19	13/11	2/9	5/7	13/11
Oakland	33/33	41/41	89-85	+4	30-70/25-72	.429/.347	15-34/11-30	.441/.360	14-19/24-31	.737/.774	54/38 +16	20/16	18/7	5/10	2/4	23/18
Cleveland State	24/32	38/40	62-72	(10)	20-55/23-61	.364/.377	7-24/5-10	.292/.500	15-24/21-25	.625/.840	32/46 (14)	15/13	18/17	4/4	7/13	20/19

Note: Game totals are displayed in the format TEAM/OPPONENT for each category

2019-2020 POINTS-REBOUNDS-ASSISTS

				00	01	02	10	11	12	13
Opponent	Date	Score		MINNETT,JA	KEMP,JAKOB	JACKSON JR	DEPERIA,M	KENYON,BRA	TAYLOR,MAR	WILLIAMS,I
at Butler	11/06/19	47-80	L	7-5-0	DNP	DNP	0-2-2	DNP	DNP	3-4-1
at Bradley	11/09/19	56-90	L	17-3-2	DNP	6-2-0	2-2-1	0-1-0	DNP	9-5-1
ANDERSON (IN)	11/11/19	72-55	w	17-5-3	DNP	0-4-2	4-6-0	2-4-0	0-1-0	7-7-1
at South Fla.	11/13/19	70-53	w	17-3-7	DNP	3-0-0	4-4-3	DNP	DNP	9-2-0
at Loyola Chicago	11/20/19	62-85	L	6-4-3	DNP	7-0-0	4-2-4	3-2-0	0-0-0	9-4-1
vs Loyola Maryland	11/25/19	77-81	L	12-6-3	DNP	0-0-0	1-0-3	3-1-0	DNP	7-5-5
vs Southern U.	11/26/19	77-83	L	6-5-3	DNP	0-0-0	7-2-1	DNP	0-0-0	13-6-0
EVANSVILLE	11/30/19	64-70	L	18-4-4	DNP	DNP	1-1-1	DNP	DNP	15-8-3
at Morehead State	12/04/19	51-56	L	13-5-3	2-3-0	DNP	0-1-3	0-0-0	DNP	7-5-0
at Ball St.	12/07/19	54-102	L	17-3-0	2-2-0	3-2-0	0-2-1	0-0-0	DNP	2-4-0
IND.-SOUTH BEND	12/10/19	80-60	w	15-2-3	0-0-0	11-2-0	1-2-2	DNP	0-0-0	10-3-1
PURDUE FORT WAYNE	12/14/19	74-65	w	17-5-4	DNP	5-1-1	2-0-0	DNP	DNP	6-4-1
at Fresno State	12/20/19	64-95	L	13-2-2	0-0-0	10-1-1	0-1-3	7-2-0	0-0-0	10-5-0
YOUNGSTOWN ST.	12/28/19	73-83	L	16-0-6	DNP	3-1-1	2-0-3	DNP	DNP	14-5-3
CLEVELAND ST.	12/30/19	80-82	L	23-0-6	DNP	2-0-2	11-4-4	0-0-0	DNP	DNP
at Milwaukee	01/03/20	74-78	L	18-4-3	DNP	DNP	4-5-5	DNP	DNP	6-3-2
at Green Bay	01/05/20	93-78	w	31-3-6	DNP	0-0-0	3-5-8	DNP	DNP	2-4-2
WRIGHT ST.	01/10/20	70-84	L	24-4-2	0-0-0	0-1-1	6-4-1	DNP	2-1-0	4-2-2
NORTHERN KY.	01/12/20	71-96	L	7-3-4	DNP	5-2-0	4-1-3	DNP	0-1-1	11-4-1
UIC	01/18/20	66-75	L	12-1-3	0-0-0	3-4-0	0-5-3	0-0-0	DNP	DNP
at Detroit Mercy	01/23/20	64-76	L	15-2-5	2-1-1	DNP	0-4-3	1-0-0	DNP	DNP
at Oakland	01/25/20	89-85	w	30-6-5	DNP	2-2-1	0-0-2	7-1-1	DNP	DNP
at Cleveland State	01/30/20	62-72	L	12-2-2	DNP	4-1-0	0-1-3	0-1-0	DNP	DNP
				14	15	20	23	30	32	
Opponent	Date	Score		BURK,MARCU	WHITE,TAVE	STOLTZ,SAW	WEATHERFOR	TYSON,ZO	GOSS,ELYJA	
at Butler	11/06/19	47-80	L	17-5-1	DNP	DNP	6-5-1	8-5-2	6-3-0	
at Bradley	11/09/19	56-90	L	15-3-1	0-0-0	0-0-0	1-1-4	2-3-0	4-8-1	
ANDERSON (IN)	11/11/19	72-55	w	25-2-2	0-2-0	0-2-0	6-9-4	0-3-0	11-10-1	
at South Fla.	11/13/19	70-53	w	26-9-2	0-0-0	DNP	6-3-1	2-2-0	3-4-2	
at Loyola Chicago	11/20/19	62-85	L	23-3-0	0-0-0	0-0-0	0-0-3	8-4-1	2-5-1	
vs Loyola Maryland	11/25/19	77-81	L	32-3-1	DNP	DNP	4-5-4	4-1-0	14-13-0	
vs Southern U.	11/26/19	77-83	L	27-2-2	0-0-0	DNP	6-1-4	8-6-2	10-5-1	
EVANSVILLE	11/30/19	64-70	L	18-0-3	0-0-0	DNP	4-6-1	0-4-1	8-9-0	
at Morehead State	12/04/19	51-56	L	8-4-1	DNP	DNP	17-2-1	0-2-0	4-17-1	
at Ball St.	12/07/19	54-102	L	6-1-0	0-0-0	0-0-0	10-7-1	4-2-0	10-9-0	
IND.-SOUTH BEND	12/10/19	80-60	w	21-1-3	DNP	DNP	3-7-3	2-3-0	17-21-1	
PURDUE FORT WAYNE	12/14/19	74-65	w	22-4-4	DNP	DNP	14-4-6	0-1-0	8-11-0	
at Fresno State	12/20/19	64-95	L	2-2-0	DNP	DNP	16-3-1	0-2-1	6-7-0	
YOUNGSTOWN ST.	12/28/19	73-83	L	16-2-3	DNP	DNP	7-3-1	2-1-0	13-18-1	
CLEVELAND ST.	12/30/19	80-82	L	19-4-4	DNP	DNP	7-4-4	10-3-0	8-11-1	
at Milwaukee	01/03/20	74-78	L	15-3-1	DNP	DNP	10-7-1	2-1-0	19-16-0	
at Green Bay	01/05/20	93-78	w	27-6-2	DNP	DNP	13-6-2	4-1-1	13-17-1	
WRIGHT ST.	01/10/20	70-84	L	17-2-0	0-0-0	DNP	12-5-1	2-3-0	3-14-2	
NORTHERN KY.	01/12/20	71-96	L	25-3-3	0-0-0	DNP	12-8-2	4-2-0	3-11-0	
UIC	01/18/20	66-75	L	18-3-1	DNP	DNP	17-8-3	DNP	16-15-1	
at Detroit Mercy	01/23/20	64-76	L	25-10-3	0-2-0	DNP	6-4-4	DNP	15-12-0	
at Oakland	01/25/20	89-85	w	39-3-3	0-2-0	DNP	7-13-4	2-5-0	2-18-4	
at Cleveland State	01/30/20	62-72	L	18-6-2	7-2-1	DNP	11-5-6	DNP	10-12-1	

ALL-TIME RESULTS

Date	Res.	Loc.	Score
Dec. 12, 1975	L	A	61-78
Feb. 12, 1977	L	A	64-76
Dec. 10, 1977	L	A	49- 89
Jan. 2, 1999	L	A	44-68
Jan. 30, 1999	L	H	42-64
Jan. 6, 2000	L	H	41-43
Feb. 5, 2000	W	A	55-48
Jan. 6, 2001	L	H	71-73
Jan. 27, 2001	L	A	75-82
Jan. 20, 2018	L	A	62-85
Feb. 10, 2018	L	H	80-84
Jan. 12, 2019	L	H	76-82
Feb. 14, 2019	L	A	73-75
Dec. 28, 2019	L	H	73-83

shaded games denote IUPUI's Division I era
score totals in **bold** denote highest in series history

THE LAST MEETING - YOUNGSTOWN STATE 83, IUPUI 73 (DEC. 28, 2019 - INDIANAPOLIS)

BALANCED JAGUARS FALL IN #HLMBB OPENER TO YOUNGSTOWN STATE, 83-73

INDIANAPOLIS (Dec. 28, 2019) - Despite putting four players in double-digits, the IUPUI basketball team dropped its Horizon League opener on Saturday afternoon (Dec. 28) as visiting Youngstown State outlasted the Jaguars, 83-73, inside Indiana Farmers Coliseum. Marcus Burk and Jaylen Minnett tallied a team-high 16 points each and junior Elijah Goss registered his fourth double-double of the season with 13 points and 18 rebounds in the loss. Isaiah Williams added 14 points and five boards for the Jaguars.

Darius Quisenberry finished with 23 points and six assists and Naz Bohannon contributed 18 points and 11 rebounds as Youngstown State (8-6, 1-0 HL) ran away with the win in the game's final four minutes.

Bohannon ignited a decisive 14-1 run late in the game after IUPUI had built a 67-64 lead on a Williams layup with 4:23 remaining. Michael Akuchie stroked a corner three to tie the score with 4:09 remaining, then blocked a Goss' layup attempt on the ensuing possession, which ultimately resulted in an IUPUI shot clock violation. On YSU's next trip, Bohannon took advantage of a mismatch on the inside and pumped in a three-point play. After the teams traded turnovers, Quisenberry made it a two-possession game with 2:37 left with a driving layup and Jelani Simmons extended the lead to 74-67 at the free throw line with 2:03 left.

Williams split a pair of free throws to give the Jags life, but Quisenberry shook loose for an easy layup with 1:47 remaining to seal the win.

The game featured nine ties and 11 lead changes as neither side led by more than 10 until the closing minutes.

IUPUI (4-10, 0-1 HL) was fortunate to even be in the fight late in the game on a day in which it made just 12-of-28 (42.9 percent) from the free throw line. The Jaguars made just 6-of-17 (35.3 percent) second half free throw attempts, which included a stretch of six straight misses at one point.

"It wasn't necessarily anything that Youngstown did, so much that we just missed a bunch of free throws," head coach Byron Rimm II said. "I think we beat ourselves more than they beat us tonight. It wasn't what (YSU) did or didn't do, it was that we didn't knock down free throws. That was the story of the game."

IUPUI trailed 41-38 at the intermission and saw YSU extend the lead to 56-46 early in the second half as both teams came out hot. After Donel Cathcart put the Penguins up 10 at the 15:51 mark, Minnett immediately countered with a long three of his own off a Williams assist. Burk then split a pair of foul shots and Goss scored in close to make it a 56-52 game. Later, Grant Weatherford scored on a short jumper before Burk tied the score at 56 all on a short baseline jumper.

From that point, it was a see-saw affair until Youngstown State fired off the final run.

Youngstown State shot 53 percent overall and 41 percent from three-point range as Quisenberry was 9-of-12 from the floor and Bohannon went 8-of-10. Simmons chipped in 12 points off the YSU bench and Akuchie closed with 11 points and seven boards.

Minnett finished 6-of-13 from the floor and 4-of-9 from three-point range, extending his personal streak to 50 straight games with at least one made triple. He also delivered six assists and added a steal. Burk was just 5-of-17 overall and 2-of-8 from deep while also finishing with three assists and two steals. Goss grabbed 11 of his 18 boards off the offensive glass and drew eight fouls in his 36 minutes of work. Williams, who had made just two treys all season long, hit 2-of-4 from deep on Saturday, including a make on the game's opening possession. Weatherford finished with seven points and three rebounds.

Youngstown St. 83 • 8-6,1-0 Horizon

#	Player	Total			3-Ptr			Rebounds			PF	TP	A	TO	Blk	Stl	Min
		FG	FGA	FG%	FT	FTA	FT%	Off	Def	Tot							
31	Michael Akuchie	4	8	50.0	3	4	75.0	3	4	7	4	11	0	1	1	3	29
33	Naz Bohannon	8	10	80.0	2	3	66.7	3	8	11	2	18	2	2	1	0	33
03	Darius Quisenberry	9	12	75.0	2	4	50.0	0	4	4	4	23	6	3	0	0	31
13	Donel Cathcart	3	9	33.3	0	0	0.0	0	1	1	2	9	1	1	0	0	20
32	Garrett Covington	2	6	33.3	0	1	0.0	0	1	1	1	6	1	4	0	4	28
01	Jamir Thomas	1	2	50.0	0	0	0.0	2	1	3	3	2	0	1	1	0	6
02	Jelani Simmons	4	7	57.1	1	2	50.0	1	0	1	1	12	0	3	0	2	23
05	Christian Bentley	0	4	0.0	0	0	0.0	1	4	5	4	0	5	2	0	0	23
22	Devin Morgan	0	1	0.0	0	0	0.0	0	0	0	0	0	0	2	0	0	3
23	Olamide Pedersen	0	0	0.0	0	0	0.0	0	0	0	4	2	0	0	0	0	4
Team																	
Totals		31	59	52.5%	9	22	40.9%	12	14	26	25	83	15	19	3	9	200

FG % 1st Half: 15-31 48.4% 2nd half: 16-28 57.1% Game: 31-59 52.5%
3FG % 1st Half: 5-12 41.7% 2nd half: 4-10 40.0% Game: 9-22 40.9%
FT % 1st Half: 6-7 85.7% 2nd half: 6-7 85.7% Game: 12-14 85.7%

Deadball
Rebounds
0

IUPUI 73 • 4-10,0-1 Horizon

#	Player	Total			3-Ptr			Rebounds			PF	TP	A	TO	Blk	Stl	Min
		FG	FGA	FG%	FT	FTA	FT%	Off	Def	Tot							
32	Goss, Elijah	5	9	55.6	0	2	0.0	11	7	18	3	13	1	0	1	2	36
00	MINNETT, Jaylen	6	13	46.2	4	9	44.4	0	0	0	3	16	6	6	0	1	34
13	WILLIAMS, Isaiah	4	8	50.0	2	4	50.0	2	3	5	4	14	3	0	0	0	26
14	BURK, Marcus	5	17	29.4	2	8	25.0	1	1	2	2	16	3	0	1	2	38
23	WEATHERFORD, Grant	3	8	37.5	1	1	100.0	0	3	3	3	7	1	5	0	2	37
02	JACKSON JR., Jamil	1	1	100.0	0	1	0.0	0	1	1	1	3	1	2	0	0	8
10	DePERSIA, Mike	1	1	100.0	0	2	0.0	0	0	0	0	2	3	0	0	2	14
30	TYSON, Zo	1	1	100.0	0	0	0.0	0	1	1	0	2	0	1	1	0	7
Team																	
Totals		26	58	44.8%	9	25	36.0%	15	19	34	16	73	18	15	3	9	200

FG % 1st Half: 13-25 52.0% 2nd half: 13-33 39.4% Game: 26-58 44.8%
3FG % 1st Half: 6-13 46.2% 2nd half: 3-12 25.0% Game: 9-25 36.0%
FT % 1st Half: 6-11 54.5% 2nd half: 6-17 35.3% Game: 12-28 42.9%

Deadball
Rebounds
6,1

Officials: Wesley Ford, Brandon Cruz, Donnie Eppley
Technical fouls: Youngstown St.-None. IUPUI-None.
Attendance: 868

Score by periods	1st	2nd	Total
Youngstown St.	41	42	83
IUPUI	38	35	73

	In	Off	2nd	Fast	Bench
Points					
YSU	36	25	15	14	16
IUPUI	24	20	9	7	7

Last FG - YSU 2nd-00:54, IUPUI 2nd-00:32.
Largest lead - YSU by 11 2nd-00:54, IUPUI by 4 1st-09:44.
YSU led for 23:58. IUPUI led for 09:26. Game was tied for 06:36.

Score tied - 9 times.
Lead changed - 11 times.

SERIES BREAKDOWN

All-Time: IUPUI is 1-13 against Youngstown State (1-10 in IUPUI's D1 era)

Current Streak: YSU has won 7

Longest IUPUI Winning Streak: 1 game

Longest IUPUI Losing Streak: 7 games (Jan. 6, 2001 - Dec. 28, 2019)

Last Matchup: Youngstown State 83, IUPUI 73 (Dec. 28, 2019 - Indianapolis)

Record at Home: 0-6

Record in Youngstown: 1-7

Neutral: 0-0

Last 10 Matchups: IUPUI is 1-9

Largest Win: 55-48 on Feb. 5, 2000

Slimmest Win: 55-48 on Feb. 5, 2000

Largest Defeat: 49-89 on Dec. 10, 1977

Slimmest Defeat: two points (three times)



Byron Rimm II was named the program's interim head coach for the 2019-2020 season on Aug. 27, 2019, becoming the ninth head coach in program history. He originally joined the IUPUI program in October 2018 as the Jaguars' associate head coach.

In his first season on the Jaguars' sidelines, IUPUI's 16 wins were the program's most since a 19-win campaign in 2010-

11. Included in the wins was a benchmark road win at ACC foe Boston College and a win of the Niagara Regional of the Fort Myers Tip-Off Classic during non-conference play. The Jaguars were later selected to play in the 2019 CIT, earning the program's third postseason appearance in the Division I era.

Rimm has an extensive background in college basketball including having served as head coach at Prairie View A&M from 2006-15. During his time with the Panthers, the program ascended to new heights, including back-to-back appearances in the SWAC tournament championship game in 2013 and 2014. Before Prairie View, the Pensacola, Fla.-native gained valuable experience on the West Coast, which included assistant coaching stops at Pasadena City College and Chaffey Community College from 1997-2000.

He directed Cal State San Bernardino to a No. 3 national ranking in NCAA Division II during the 2000 campaign and then took over the reins as the head women's basketball coach at Texas College in Tyler, Texas, guiding the team to a 20-12 mark in his lone season. At the time, the 20-12 mark was the most successful season in program history. He then had a four-year run as the head men's coach with Jarvis Christian College before joining Prairie View A&M as an assistant for the 2005-06 season. He was promoted to the head coaching spot the following season at age 32.

He coached Prairie View A&M to winning seasons in 2008-09 and 2009-10 and won 115 games during his time as head coach. His 2014 squad boasted the highest APR ranking among SWAC teams and also registered the best score in program history.

Since then, Rimm has served as the director of basketball operations at Texas A&M Corpus Christi in 2016-17 and as an assistant at UC Riverside in 2017-18.

Rimm played at Ventura College and California State University Los Angeles before earning his degree from Cal State, Los Angeles in 1999. He earned his master's degree in education from American InterContinental University in 2005.



THE RIMM FILE

School: Cal State, Los Angeles, '99

Seasons with IUPUI:2nd season

Career Record:188-259 (14 years)

Division I Record:121-208 (10 years)

IUPUI Record:6-17 (1 year)

Coaching Experience:

.....1997-99, Asst. Coach, Pasadena C.C.
 1999-00, Asst. Coach, Chaffey College
 2000-01, Asst. Coach, Cal State San Bernadino
 2001-02, Head Coach, Texas College (women)
 2002-05, Head Coach, Jarvis Christian
 2006-16, Head Coach, Prairie View A&M
 2016-17, Director of Ops., Texas A&M CC
 2017-18, Assistant Coach, UC Riverside
 2018-19, Associate Head Coach, IUPUI
2019-pres., Interim Head Coach, IUPUI



PLAYER BIOS



JAYLEN MINNETT

#0

Junior | Guard
6-1 | 180
Terre Haute, Ind.
Terre Haute South

Birthdate: July 24, 1999 (age 20)
Major: Sports Management

QUICK NOTES

2019 Horizon League 6th Man of the Year... his 78 3's made last season was the 7th-highest single-season total in IUPUI history... enters play having made 129 career 3's, ranking 9th on the program's all-time list... his 7.1 ppg scoring average as a frosh was the highest by an IUPUI rookie since Alex Young averaged 10.8 points per game in 2008-09... his 51 3's made in '17-18 were the most by a freshman in the program's D1-era... named to the Indiana All-Star Team... finished as Terre Haute South's all-time leading scorer (1,782 career pts).

CAREER/SEASON HIGHS

CAREER HIGH	CATEGORY	SEASON HIGH
31 at Green Bay (1/5/2020)	PTS	31 at Green Bay (1/5/2020)
6 - twice	REB	6 - twice
7 at South Florida (11/13/19)	AST	7 at South Florida (11/13/19)
10 at Oakland (1/25/20)	FG	10 at Oakland (1/25/20)
24 at Oakland (1/25/20)	FGA	24 at Oakland (1/25/20)
7 vs. Cleveland St. (12/30/2019)	3FG	7 vs. Cleveland St. (12/30/2019)
14 at Oakland (1/25/20)	3FGA	14 at Oakland (1/25/20)
9 at Green Bay (1/5/2020)	FT	9 at Green Bay (1/5/2020)
9 - twice	FTA	9 - twice
4 at South Florida (11/13/19)	STL	4 at South Florida (11/13/19)
1 - 6x	BLK	1 - 3x
40 - twice	MIN	40 - twice

GAME-BY-GAME

Opponent	MIN	FG	3FG	FT	O-D-T	PF	A	TO	B	S	PTS
at Butler*	34	3-12	1-7	0-0	2-3-5	2	0	0	1	0	7
at Bradley*	29	5-11	5-8	2-2	0-3-3	0	2	2	0	0	17
Anderson*	29	6-14	4-10	1-2	0-5-5	3	3	1	0	1	17
at South Fla.*	34	5-14	4-9	3-3	1-2-3	0	7	4	0	4	17
at Loyola*	30	2-8	2-8	0-0	1-3-4	0	3	3	0	1	6
vs. Loyola (Md.)*	30	5-13	2-8	0-0	1-5-6	4	3	6	0	3	12
vs. Southern*	27	2-10	1-5	1-1	0-5-5	0	3	1	0	0	6
Evansville*	36	6-17	3-11	3-4	0-4-4	3	4	0	0	0	18
at Morehead St.*	38	5-17	2-7	1-3	1-4-5	1	3	0	0	3	13
at Ball St.*	35	6-12	4-7	1-3	0-3-3	0	0	1	0	1	17
IU South Bend*	35	5-12	5-10	0-0	0-2-2	2	3	5	1	2	15
Purdue FW*	36	5-16	3-11	4-4	0-5-5	0	4	2	0	0	17
at Fresno St.*	38	4-10	2-7	3-4	0-2-2	2	2	1	0	1	13
Youngstown St.*	34	6-13	4-9	0-0	0-0-0	3	6	6	0	1	16
Cleveland St.*	37	8-16	7-13	0-0	0-0-0	3	6	1	0	2	23
at Milwaukee*	38	6-17	2-7	4-5	0-4-4	3	3	1	0	2	18
at Green Bay*	40	8-15	6-10	9-9	0-3-3	1	6	1	0	1	31
Wright St.*	38	7-17	3-12	7-9	2-2-4	1	2	1	0	3	24
Northern Ky.*	34	1-7	1-5	4-4	0-3-3	1	4	2	0	1	7
UIC*	35	3-13	2-8	4-4	0-1-1	4	3	3	1	1	12
at Detroit Mercy*	36	6-17	3-12	0-0	0-2-2	3	5	6	0	1	15
at Oakland*	40	10-24	6-14	4-5	1-5-6	2	5	7	0	1	30
at Cleveland St.*	33	4-13	2-7	2-2	0-2-2	5	2	4	0	0	12
at Youngstown St.											
Green Bay											
Milwaukee											
at Northern Ky.											
at Wright St.											
at UIC											
Oakland											
Detroit Mercy											
HL 1st Round											
HL 2nd Round											
HL Semis											
HL Finals											

* denotes starter

CAREER STATS

Season	GP-GS	MIN-Avg	FG	Pct.	3FG	Pct.	FT	Pct.
2017-18	30-4	630-21.0	69-173	.399	51-126	.405	24-30	.800
2018-19	33-1	790-23.9	131-368	.356	78-247	.316	55-63	.873
2019-20	23-23	796-34.6	118-318	.371	74-205	.361	53-64	.828
TOTALS	86-28	2216-25.8	318-859	.370	203-578	.351	132-157	.841

REBOUNDS

Season	O-D-REB-AVG.	PF-DQ	AST	TO	BLK	STL	PTS-PPG
2017-18	12-24-36-1.2	42-0	35	39	1	14	213-7.1
2018-19	10-58-68-2.1	53-0	65	49	2	29	395-12.0
2019-20	9-68-77-3.3	43-1	79	58	3	29	363-15.8
TOTALS	31-150-181-2.1	138-1	179	146	6	72	971-11.3



JAKOBY KEMP

#1

Junior | Forward
6-8 | 190
Layton, Utah
Layton (Missouri/Salt Lake C.C.)

Birthdate: September 22, 1997 (age 22)
Major: General Studies

QUICK NOTES

Redshirted as a freshman at Missouri before transferring to play at Salt Lake Community College last season... helped Salt Lake to a 30-3 record and a trip to the NJCAA Tournament after winning the District I title... averaged 4.5 points and 2.6 rebounds per game as a freshman at Salt Lake... first-ever native of Utah in the IUPUI basketball program's history... older brother, Marcus, is a wide receiver for the Kansas City Chiefs (currently on IR) and played collegiately at Hawaii.

CAREER/SEASON HIGHS

CAREER HIGH	CATEGORY	SEASON HIGH
8 vs. IU Northwest (12/12/18)	PTS	2 - 3x
4 at Cleveland State (2/16/19)	REB	3 at Morehead State (12/4/19)
1 - twice	AST	1 at Detroit Mercy (1/23/20)
3 vs. IU Northwest (12/12/18)	FG	1 - 3x
7 at Ball State (12/7/19)	FGA	7 at Ball State (12/7/19)
---	3FG	---
1 - twice	3FGA	1 at Detroit Mercy (1/23/20)
3 vs. IU Kokomo (12/6/18)	FT	---
4 vs. IU Kokomo (12/6/18)	FTA	---
1 - twice	STL	1 at Ball State (12/7/19)
1 vs. IU Kokomo (12/6/18)	BLK	---
11 - 3x	MIN	11 - twice

GAME-BY-GAME

Opponent	MIN	FG	3FG	FT	O-D-T	PF	A	TO	B	S	PTS
at Butler											
at Bradley											
Anderson											
at South Fla.											
at Loyola											
vs. Loyola (Md.)											
vs. Southern											
Evansville											
at Morehead St.	6	1-2	0-0	0-0	0-3-3	0	0	1	0	0	2
at Ball St.	11	1-7	0-0	0-0	2-0-2	1	0	0	0	1	2
IU South Bend	2	0-1	0-1	0-0	0-0-0	0	0	0	0	0	0
Purdue FW											
at Fresno St.	0+	0-0	0-0	0-0	0-0-0	1	0	1	0	0	0
Youngstown St.											
Cleveland St.											
at Milwaukee											
at Green Bay											
Wright St.	2	0-1	0-0	0-0	0-0-0	1	0	0	0	0	0
Northern Ky.											
UIC	3	0-0	0-0	0-0	0-0-0	1	0	0	0	0	0
at Detroit Mercy	11	1-2	0-1	0-0	1-0-1	0	1	1	0	0	2
at Oakland											
at Cleveland St.											
at Youngstown St.											
Green Bay											
Milwaukee											
at Northern Ky.											
at Wright St.											
at UIC											
Oakland											
Detroit Mercy											
HL 1st Round											
HL 2nd Round											
HL Semis											
HL Finals											

* denotes starter


CAREER STATS

Season	GP-GS	MIN-Avg	FG	Pct.	3FG	Pct.	FT	Pct.
2018-19	6-0	34-5.7	6-7	.857	0-1	.000	5-8	.625
2019-20	7-0	35-5.0	3-13	.231	0-2	.000	0-0	.000
TOTALS	13-0	69-5.3	9-20	.450	0-3	.000	5-8	.625

REBOUNDS

Season	O-D-REB-AVG.	PF-DQ	AST	TO	BLK	STL	PTS-PPG
2018-19	5-3-8-1.3	5-0	1	4	1	1	17-2.8
2019-20	3-3-6-0.9	4-0	1	3	0	1	6-0.9
TOTALS	8-6-14-1.1	9-0	2	7	1	2	23-1.8

PLAYER BIOS



JAMIL JACKSON JR. #2

Junior | Guard/Forward
6-6 | 190
Minneapolis, Minn.
Minneapolis North (Southern Utah)

Birthdate: Mar. 5, 1998 (age 21)
Major: General Studies

QUICK NOTES

Joined the IUPUI program in the summer of 2018 and sat out the 2018-19 season after transferring in from Southern Utah... limited to five games at SUU, totaling 14 points before missing the remainder of the season to injury... was an HM NJCAA All-American selection after averaging 16.3 ppg and 6.4 rpg as a freshman at Williston State in 2016-17... was named among the nation's Top 75 JUCO players after that season... hasn't played in a game since Nov. 25, 2017 when SUU lost at UNLV, 101-82... full name is Nieta Jamil Aki Jackson.

CAREER/SEASON HIGHS

CAREER HIGH	CATEGORY	SEASON HIGH
11 vs. IU South Bend (12/10/19)	PTS	11 vs. IU South Bend (12/10/19)
4 - twice	REB	4 - twice
2 - 4x	AST	2 - twice
4 - twice	FG	4 vs. IU South Bend (12/10/19)
13 vs. IU South Bend (12/10/19)	FGA	13 vs. IU South Bend (12/10/19)
2 - twice	3FG	2 - twice
5 at Fresno State (12/20/19)	3FGA	5 at Fresno State (12/20/19)
4 at Bradley (11/9/19)	FT	4 at Bradley (11/9/19)
5 at Bradley (11/9/19)	FTA	5 at Bradley (11/9/19)
1 - 5x	STL	1 - 3x
1 - twice	BLK	1 vs. Purdue Fort Wayne (12/14/19)
24 at Fresno State (12/20/19)	MIN	24 at Fresno State (12/20/19)

GAME-BY-GAME

Opponent	MIN	FG	3FG	FT	O-D-T	PF	A	TO	B	S	PTS
at Butler					DID NOT PLAY						
at Bradley	19	1-5	0-3	4-5	0-2-2	1	0	1	0	0	6
Anderson	16	0-5	0-3	0-0	0-4-4	0	2	0	0	0	0
at South Fla.	9	1-4	1-3	0-0	0-0-0	2	0	2	0	0	3
at Loyola	5	2-3	2-2	1-2	0-0-0	0	0	1	0	0	7
vs. Loyola (Md.)	7	0-1	0-1	0-0	0-0-0	1	0	1	0	0	0
vs. Southern	2	0-0	0-0	0-0	0-0-0	0	0	0	0	0	0
Evansville					DID NOT PLAY						
at Morehead St.					DID NOT PLAY						
at Ball St.	16	1-4	0-2	1-2	0-2-2	1	0	2	0	0	3
IU South Bend	14	4-13	0-3	3-4	2-0-2	0	0	0	0	1	11
Purdue FW	17	2-6	1-3	0-0	0-1-1	0	1	0	1	1	5
at Fresno St.	24	3-9	2-5	2-3	0-1-1	3	1	2	0	0	10
Youngstown St.	8	1-1	1-1	0-0	0-1-1	1	1	2	0	0	3
Cleveland St.	20	1-5	0-3	0-0	0-0-0	1	2	2	0	0	2
at Milwaukee					DID NOT PLAY						
at Green Bay	3	0-1	0-1	0-0	0-0-0	1	0	0	0	0	0
Wright St.	5	0-2	0-1	0-0	1-0-1	1	1	1	0	0	0
Northern Ky.	13	1-6	0-4	3-4	0-2-2	3	0	1	0	1	5
UIC	12	1-5	0-2	1-2	1-3-4	0	0	1	0	0	3
at Detroit Mercy					DID NOT PLAY						
at Oakland	10	1-2	0-1	0-0	0-2-2	2	1	0	0	0	2
at Cleveland St.	5	1-2	1-2	1-2	0-1-1	0	0	0	0	0	4
at Youngstown St.											
Green Bay											
Milwaukee											
at Northern Ky.											
at Wright St.											
at UIC											
Oakland											
Detroit Mercy											
HL 1st Round											
HL 2nd Round											
HL Semis											
HL Finals											

* denotes starter

CAREER STATS

Season	GP-GS	MIN-Avg	FG	Pct.	3FG	Pct.	FT	Pct.
2017-18*	5-0	71-14.2	6-14	.429	0-3	.000	2-2	1.000
2019-20	18-0	206-11.4	20-74	.270	8-40	.200	16-24	.667
TOTALS	18-0	206-11.4	20-74	.270	8-40	.200	16-24	.667

REBOUNDS

Season	O-D-REB-AVG.	PF-DQ	AST	TO	BLK	STL	PTS-PPG
2017-18*	1-1-2-0.4	9-1	5	3	1	2	14-2.8
2019-20	4-19-23-1.3	17-0	9	16	1	3	64-3.6
TOTALS	4-19-23-1.3	17-0	9	16	1	3	64-3.6

*at Southern Utah | TOTALS only reflect IUPUI totals



MIKE DePERSIA #10

Freshman | Guard
5-11 | 170
Cherry Hill, N.J.
Haddonfield Memorial

Birthdate: Apr. 30, 2000 (age 19)
Major: Biomedical Engineering

QUICK NOTES

Named the South Jersey Player of the Decade... starting PG on two-time New Jersey state champion Haddonfield Memorial team... the DePersia family is one of just four families in New Jersey high school history to have three siblings all score 1,000 career points as his twin brothers, Nick and Rob, also hit for 1,000 career points... Nick and Rob later played at Rowan University in Glassboro, N.J.... Rob now serves as a graduate assistant on Villanova's MBB staff... played AAU for Team Speed/VIS AAU.

CAREER/SEASON HIGHS

CAREER HIGH	CATEGORY	SEASON HIGH
11 vs. Cleveland St. (12/30/2019)	PTS	11 vs. Cleveland St. (12/30/2019)
6 vs. Anderson (11/11/19)	REB	6 vs. Anderson (11/11/19)
8 at Green Bay (1/5/2020)	AST	8 at Green Bay (1/5/2020)
3 vs. Cleveland St. (12/30/2019)	FG	3 vs. Cleveland St. (12/30/2019)
6 at Loyola Chicago (11/20/19)	FGA	6 at Loyola Chicago (11/20/19)
1 - twice	3FG	1 - twice
3 - twice	3FGA	3 - twice
6 vs. Wright St. (1/10/20)	FT	6 vs. Wright St. (1/10/20)
10 vs. Wright St. (1/10/20)	FTA	10 vs. Wright St. (1/10/20)
3 - 3x	STL	3 - 3x
---	BLK	---
37 at Loyola Chicago (11/20/19)	MIN	37 at Loyola Chicago (11/20/19)

GAME-BY-GAME

Opponent	MIN	FG	3FG	FT	O-D-T	PF	A	TO	B	S	PTS
at Butler	26	0-1	0-1	0-0	0-2-2	2	2	1	0	0	0
at Bradley	22	1-4	0-3	0-1	0-2-2	2	1	0	0	0	2
Anderson*	33	2-4	0-2	0-1	1-5-6	2	0	5	0	1	4
at South Fla.*	30	2-3	0-1	0-0	2-2-4	3	3	3	0	2	4
at Loyola*	37	2-6	0-1	0-0	1-1-2	3	4	1	0	3	4
vs. Loyola (Md.)*	25	0-3	0-2	1-2	0-0-0	1	3	0	0	2	1
vs. Southern*	26	2-5	0-0	3-5	1-1-2	4	1	1	0	0	7
Evansville*	20	0-2	0-1	1-2	0-1-1	1	1	0	0	0	1
at Morehead St.	13	0-2	0-2	0-0	0-1-1	1	3	0	0	1	0
at Ball St.	15	0-1	0-0	0-1	2-0-2	2	1	2	0	0	0
IU South Bend	16	0-5	0-2	1-2	1-1-2	1	2	2	0	3	1
Purdue FW	15	1-2	0-1	0-0	0-0-0	2	0	1	0	1	2
at Fresno St.	24	0-1	0-0	0-0	0-1-1	1	3	5	0	1	0
Youngstown St.	14	1-1	0-0	0-2	0-0-0	0	3	0	0	2	2
Cleveland St.*	24	3-3	1-1	4-4	2-2-4	3	4	3	0	2	11
at Milwaukee	24	2-4	0-1	0-0	2-3-5	4	5	1	0	1	4
at Green Bay	31	1-5	1-3	0-0	2-3-5	4	8	1	0	1	3
Wright St.	19	0-1	0-1	6-10	1-3-4	1	1	1	0	0	6
Northern Ky.	18	2-4	0-2	0-0	0-1-1	4	3	0	0	0	4
UIC*	32	0-2	0-1	0-1	0-5-5	0	3	1	0	2	0
at Detroit Mercy*	33	0-5	0-2	0-0	1-3-4	2	3	1	0	3	0
at Oakland	9	0-0	0-0	0-0	0-0-0	0	2	3	0	1	0
at Cleveland St.	21	0-1	0-1	0-0	0-1-1	1	3	2	0	1	0
at Youngstown St.											
Green Bay											
Milwaukee											
at Northern Ky.											
at Wright St.											
at UIC											
Oakland											
Detroit Mercy											
HL 1st Round											
HL 2nd Round											
HL Semis											
HL Finals											

* denotes starter


CAREER STATS

Season	GP-GS	MIN-Avg	FG	Pct.	3FG	Pct.	FT	Pct.
2019-20	23-9	527-22.9	19-64	.297	2-28	.071	16-31	.516
TOTALS	23-9	527-22.9	19-64	.297	2-28	.071	16-31	.516

REBOUNDS

Season	O-D-REB-AVG.	PF-DQ	AST	TO	BLK	STL	PTS-PPG
2019-20	16-38-54-2.3	44-0	59	34	0	27	56-2.4
TOTALS	16-38-54-2.3	44-0	59	34	0	27	56-2.4

PLAYER BIOS



BRANDON KENYON #11

Sophomore | Forward/Center
6-10 | 225
Caledonia, Ontario
RISE Prep

Birthdate: February 18, 1999 (age 20)
Major: Criminal Justice

QUICK NOTES

First Canadian-born IUPUI player since 1998-1999 (Shaun Clarke), however Clarke red-shirted his lone season and never appeared in a game for the Jaguars... was a teammate of Duke's R.J. Barrett and Florida guard Andrew Nembhard while playing for the 17U Nike EYBL UPLAY Canada program... is one of 119 Canadians playing Division I basketball this season, 77 of whom are Ontario natives.

CAREER/SEASON HIGHS

CAREER HIGH	CATEGORY	SEASON HIGH
8 vs. IU Kokomo (12/6/18)	PTS	7 - twice
4 - twice	REB	4 vs. Anderson (11/11/19)
1 - twice	AST	1 at Oakland (1/25/20)
3 vs. IU Kokomo (12/6/18)	FG	2 - twice
6 vs. IU Kokomo (12/6/18)	FGA	4 at Oakland (1/25/20)
1 - twice	3FG	1 - twice
2 - 4x	3FGA	2 - 3x
3 - twice	FT	3 at Fresno State (12/20/19)
3 - twice	FTA	3 at Fresno State (12/20/19)
1 - 4x	STL	1 - twice
1 - 3x	BLK	1 at Cleveland State (1/30/20)
20 at Oakland (1/25/20)	MIN	20 at Oakland (1/25/20)

GAME-BY-GAME

Opponent	MIN	FG	3FG	FT	O-D-T	PF	A	TO	B	S	PTS
at Butler					DID NOT PLAY						
at Bradley	5	0-0	0-0	0-0	0-1-1	3	0	0	0	1	0
Anderson	9	1-3	0-1	0-0	1-3-4	3	0	1	0	0	2
at South Fla.					DID NOT PLAY						
at Loyola	6	1-3	1-2	0-0	1-1-2	1	0	0	0	1	3
vs. Loyola (Md.)	9	1-2	0-1	1-2	0-1-1	2	0	0	0	0	3
vs. Southern					DID NOT PLAY						
Evansville					DID NOT PLAY						
at Morehead St.	2	0-0	0-0	0-0	0-0-0	0	0	0	0	0	0
at Ball St.	7	0-2	0-1	0-0	0-0-0	0	0	0	0	0	0
IU South Bend					DID NOT PLAY						
Purdue FW					DID NOT PLAY						
at Fresno St.	6	2-2	0-0	3-3	0-2-2	1	0	0	0	0	7
Youngstown St.					DID NOT PLAY						
Cleveland St.	1	0-1	0-0	0-0	0-0-0	0	0	0	0	0	0
at Milwaukee					DID NOT PLAY						
at Green Bay					DID NOT PLAY						
Wright St.					DID NOT PLAY						
Northern Ky.					DID NOT PLAY						
UIC	1	0-0	0-0	0-0	0-0-0	0	0	0	0	0	0
at Detroit Mercy	3	0-0	0-0	1-2	0-0-0	0	0	0	0	0	1
at Oakland*	20	2-4	1-2	2-2	1-0-1	4	1	0	0	0	7
at Cleveland St.*	10	0-3	0-2	0-0	1-0-1	3	0	2	1	0	0
at Youngstown St.											
Green Bay											
Milwaukee											
at Northern Ky.											
at Wright St.											
at UIC											
Oakland											
Detroit Mercy											
HL 1st Round											
HL 2nd Round											
HL Semis											
HL Finals											


* denotes starter

CAREER STATS

Season	GP-GS	MIN-Avg	FG	Pct.	3FG	Pct.	FT	Pct.
2018-19	7-0	42-6.0	6-16	.375	0-4	.000	6-9	.667
2019-20	12-2	79-6.6	7-20	.350	2-9	.222	7-9	.778
TOTALS	19-2	121-6.4	13-36	.361	2-13	.154	13-18	.722

REBOUNDS

Season	O-D-REB-AVG.	PF-DQ	AST	TO	BLK	STL	PTS-PPG
2018-19	2-6-8-1.1	6-1	1	1	2	2	18-2.6
2019-20	4-8-12-1.0	17-0	1	3	1	2	23-1.9
TOTALS	6-14-20-1.1	23-1	2	4	3	4	41-2.2



MARLON TAYLOR #12

R-Freshman | Guard/Forward
6-5 | 220
South Bend, Ind.
South Bend Riley (Indiana State)

Birthdate: Jan. 12, 2000 (age 20)
Major: Pre-Engineering

QUICK NOTES

Non-scholarship player joined IUPUI from Indiana State... granted immediate eligibility for the '19-20 season after only appearing in an exhibition game for the Sycamores (4 min, 2 reb vs. Rose-Hulman)... helped South Bend Riley to a 26-1 record and semistate runner-up finish his senior year... was one of four D1 players on his high school team, joining Damezi Anderson (Indiana), Shamar Dillard (Western Illinois) and Rylen Grundy (Fort Wayne)... also ran track in high school... won dunk contest at this year's Red-White Event.

CAREER/SEASON HIGHS

CAREER HIGH	CATEGORY	SEASON HIGH
2 vs. Wright St. (1/10/20)	PTS	2 vs. Wright St. (1/10/20)
1 - 3x	REB	1 - 3x
1 vs. Northern Kentucky (1/12/20)	AST	1 vs. Northern Kentucky (1/12/20)
1 vs. Wright St. (1/10/20)	FG	1 vs. Wright St. (1/10/20)
2 vs. Wright St. (1/10/20)	FGA	2 vs. Wright St. (1/10/20)
---	3FG	---
---	3FGA	---
---	FT	---
---	FTA	---
1 vs. Anderson (11/11/19)	STL	1 vs. Anderson (11/11/19)
---	BLK	---
4 vs. Anderson (11/11/19)	MIN	4 vs. Anderson (11/11/19)

GAME-BY-GAME

Opponent	MIN	FG	3FG	FT	O-D-T	PF	A	TO	B	S	PTS
at Butler					DID NOT PLAY						
at Bradley					DID NOT PLAY						
Anderson	4	0-1	0-0	0-0	0-1-1	0	0	1	0	1	0
at South Fla.					DID NOT PLAY						
at Loyola	2	0-0	0-0	0-0	0-0-0	0	0	0	0	0	0
vs. Loyola (Md.)					DID NOT PLAY						
vs. Southern	0+	0-0	0-0	0-0	0-0-0	0	0	0	0	0	0
Evansville					DID NOT PLAY						
at Morehead St.					DID NOT PLAY						
at Ball St.					DID NOT PLAY						
IU South Bend	1	0-0	0-0	0-0	0-0-0	0	0	0	0	0	0
Purdue FW					DID NOT PLAY						
at Fresno St.	0+	0-0	0-0	0-0	0-0-0	0	0	0	0	0	0
Youngstown St.					DID NOT PLAY						
Cleveland St.					DID NOT PLAY						
at Milwaukee					DID NOT PLAY						
at Green Bay					DID NOT PLAY						
Wright St.	1	1-2	0-0	0-0	1-0-1	0	0	0	0	0	2
Northern Ky.	2	0-0	0-0	0-0	0-1-1	0	1	0	0	0	0
UIC					DID NOT PLAY						
at Detroit Mercy					DID NOT PLAY						
at Oakland					DID NOT PLAY						
at Cleveland St.					DID NOT PLAY						
at Youngstown St.											
Green Bay											
Milwaukee											
at Northern Ky.											
at Wright St.											
at UIC											
Oakland											
Detroit Mercy											
HL 1st Round											
HL 2nd Round											
HL Semis											
HL Finals											

* denotes starter


CAREER STATS

Season	GP-GS	MIN-Avg	FG	Pct.	3FG	Pct.	FT	Pct.
2019-20	7-0	10-1.4	1-3	.333	0-0	.000	0-0	.000
TOTALS	7-0	10-1.4	1-3	.333	0-0	.000	0-0	.000

REBOUNDS

Season	O-D-REB-AVG.	PF-DQ	AST	TO	BLK	STL	PTS-PPG
2019-20	1-2-3-0.4	0-0	1	1	0	1	2-0.3
TOTALS	1-2-3-0.4	0-0	1	1	0	1	2-0.3

PLAYER BIOS



ISAIAH WILLIAMS

#13

Junior | Guard/Forward
6-8 | 225
Dayton, Ohio
Stivers School for the Arts (Pensacola St.)

Birthdate: Jan. 20, 1998 (age 22)
Major: General Studies

QUICK NOTES

Known by his teammates as Zay... well traveled wing is on his fourth school in four years... began his career at Akron (2016-17), but sat out as a redshirt... played freshman campaign at Liberty (2017-18), appearing in 30 games and making 10 starts while averaging 4.2 points and 2.2 rebounds per game... played last season at Pensacola State (Fla.) College, where he averaged 13.1 points and 5.4 rebounds per game... was a first-team All-City and 2nd team All-State honoree after his senior year at Stivers School for the Arts in Dayton.

CAREER/SEASON HIGHS

CAREER HIGH	CATEGORY	SEASON HIGH
15 vs. Evansville (11/30/19)	PTS	15 vs. Evansville (11/30/19)
8 vs. Evansville (11/30/19)	REB	8 vs. Evansville (11/30/19)
5 vs. Loyola (Md.) (11/25/2019)	AST	5 vs. Loyola (Md.) (11/25/2019)
5 vs. Evansville (11/30/19)	FG	5 vs. Evansville (11/30/19)
9 vs. Northern Kentucky (1/12/20)	FGA	9 vs. Northern Kentucky (1/12/20)
2 vs. Youngstown State (12/28/19)	3FG	2 vs. Youngstown State (12/28/19)
4 vs. Youngstown State (12/28/19)	3FGA	4 vs. Youngstown State (12/28/19)
9 vs. Clarks Summit (11/10/17)	FT	5 - 3x
11 vs. Clarks Summit (11/10/17)	FTA	10 vs. Evansville (11/30/19)
2 - 3x	STL	2 - 3x
2 - twice	BLK	2 - twice
32 vs. Evansville (11/30/19)	MIN	32 vs. Evansville (11/30/19)

GAME-BY-GAME

Opponent	MIN	FG	3FG	FT	O-D-T	PF	A	TO	B	S	PTS
at Butler*	26	1-5	0-0	1-5	2-2-4	3	1	3	0	0	3
at Bradley*	29	3-8	1-1	2-5	1-4-5	1	1	4	0	1	9
Anderson*	18	3-8	0-1	1-5	3-4-7	4	1	1	0	0	7
at South Fla.*	26	3-6	1-1	2-4	1-1-2	4	0	2	0	0	9
at Loyola*	19	2-6	0-1	5-6	2-2-4	5	1	4	0	0	9
vs. Loyola (Md.)	23	3-5	0-0	1-3	1-4-5	2	5	2	0	2	7
vs. Southern	25	4-7	0-0	5-8	4-2-6	1	0	0	0	0	13
Evansville	32	5-7	0-0	5-10	2-6-8	4	3	3	0	0	15
at Morehead St.	21	3-8	0-0	1-4	2-3-5	4	0	5	2	0	7
at Ball St.	19	1-7	0-0	0-0	1-3-4	5	0	2	0	0	2
IU South Bend*	24	3-7	0-0	4-4	3-0-3	0	1	1	2	2	10
Purdue FW*	23	3-5	0-0	0-0	1-3-4	4	1	2	1	0	6
at Fresno St.*	14	4-8	0-1	2-3	2-3-5	2	0	1	0	1	10
Youngstown St.*	26	4-8	2-4	4-6	2-3-5	4	3	0	0	0	14
Cleveland St.	DID NOT PLAY										
at Milwaukee*	23	2-7	0-0	2-4	0-3-3	4	2	2	0	2	6
at Green Bay*	11	1-2	0-0	0-0	0-4-4	4	2	1	0	1	2
Wright St.*	20	0-4	0-2	4-6	0-2-2	4	2	1	0	0	4
Northern Ky.*	20	4-9	0-0	3-5	3-1-4	2	1	2	0	1	11
UIC	DID NOT PLAY										
at Detroit Mercy	DID NOT PLAY										
at Oakland	DID NOT PLAY										
at Cleveland St.	DID NOT PLAY										
at Youngstown St.											
Green Bay											
Milwaukee											
at Northern Ky.											
at Wright St.											
at UIC											
Oakland											
Detroit Mercy											
HL 1st Round											
HL 2nd Round											
HL Semis											
HL Finals											

* denotes starter


CAREER STATS

Season	GP-GS	MIN-Avg	FG	Pct.	3FG	Pct.	FT	Pct.
2017-18*	30-10	420-14.0	41-90	.456	3-10	.300	40-68	.588
2019-20	18-13	399-22.2	49-117	.419	4-11	.364	42-78	.538
TOTALS	18-13	399-22.2	49-117	.419	4-11	.364	42-78	.538

REBOUNDS

Season	O-D-REB-AVG.	PF-DQ	AST	TO	BLK	STL	PTS-PPG
2017-18*	24-41-65-2.2	58-2	22	40	6	9	125-4.2
2019-20	30-50-80-4.4	57-2	24	36	5	10	144-8.0
TOTALS	30-50-80-4.4	57-2	24	36	5	10	144-8.0

*at Liberty | TOTALS only reflect IUPUI totals



MARCUS BURK

#14

Junior | Guard
6-3 | 205
Indianapolis, Ind.
Franklin Central (Campbell)

Birthdate: Sept. 27, 1997 (age 22)
Major: General Studies

QUICK NOTES

Born in Gary, Ind.... Indianapolis-native returned to the city last summer and sat out last season after playing two years at Campbell... played in 69 games and averaged 11.2 points per game at Campbell, while connecting on 158 3's in his two seasons... averaged 15 points per game as a sophomore, connecting on 91 3's for the season... was the Big South POTW on Nov. 27, 2017 after averaging 24.3 points per game over a 4-game stretch... he and Campbell teammate Chris Clemons (42 pts, 10-14 3's) each hit 10 3's in a game against Liberty on Jan. 22, 2018.

CAREER/SEASON HIGHS

CAREER HIGH	CATEGORY	SEASON HIGH
39 at Oakland (1/25/20)	PTS	39 at Oakland (1/25/20)
10 at Detroit Mercy (1/23/20)	REB	10 at Detroit Mercy (1/23/20)
7 vs. The Citadel (12/14/17)	AST	4 - twice
12 - 4x	FG	12 - twice
24 at Oakland (1/25/20)	FGA	24 at Oakland (1/25/20)
10 at Liberty (1/23/18)	3FG	8 at Oakland (1/25/20)
16 at Liberty (1/23/18)	3FGA	15 at Oakland (1/25/20)
7 - twice	FT	7 - twice
10 at Oakland (1/25/20)	FTA	10 at Oakland (1/25/20)
4 - twice	STL	4 vs. Anderson (11/11/19)
2 vs. The Citadel (12/14/17)	BLK	1 - 4x
44 at Oakland (1/25/20)	MIN	44 at Oakland (1/25/20)

GAME-BY-GAME

Opponent	MIN	FG	3FG	FT	O-D-T	PF	A	TO	B	S	PTS
at Butler*	37	7-21	2-11	1-1	2-3-5	1	1	5	0	1	17
at Bradley*	27	6-13	1-5	2-2	0-3-3	4	1	1	0	2	15
Anderson*	31	10-19	4-9	1-1	0-2-2	1	2	2	0	4	25
at South Fla.*	35	10-14	4-5	2-2	2-7-9	3	2	5	0	1	26
at Loyola*	34	9-19	5-8	0-0	0-3-3	3	0	1	0	1	23
vs. Loyola (Md.)*	33	12-21	7-10	1-2	0-3-3	4	1	2	0	2	32
vs. Southern*	38	10-21	6-14	1-1	1-1-2	4	2	2	0	1	27
Evansville*	34	7-19	2-6	2-4	0-0-0	4	3	2	1	0	18
at Morehead St.*	36	3-12	1-4	1-2	1-3-4	3	1	2	0	2	8
at Ball St.*	24	2-8	1-3	1-2	0-1-1	5	0	2	0	1	6
IU South Bend*	31	7-20	5-10	2-2	0-1-1	3	3	3	0	1	21
Purdue FW*	35	7-14	3-8	5-6	0-4-4	1	4	0	0	2	22
at Fresno St.*	16	1-10	0-2	0-0	0-2-2	1	0	1	0	1	2
Youngstown St.*	38	5-17	2-8	4-9	1-1-2	2	3	0	1	2	16
Cleveland St.*	35	6-12	1-4	6-7	1-3-4	3	4	5	0	2	19
at Milwaukee*	34	7-14	0-4	1-2	0-3-3	3	1	5	0	0	15
at Green Bay*	38	10-21	4-9	3-3	0-6-6	1	2	4	0	2	27
Wright St.*	30	4-12	2-5	7-7	0-2-2	5	0	2	0	1	17
Northern Ky.*	36	9-16	2-8	5-6	0-3-3	3	3	3	0	2	25
UIC*	40	6-14	2-7	4-4	0-3-3	3	1	0	0	1	18
at Detroit Mercy*	38	10-22	5-12	0-0	2-8-10	0	3	0	1	1	25
at Oakland*	44	12-24	8-15	7-10	2-1-3	3	3	0	0	0	39
at Cleveland St.*	38	5-16	3-10	5-7	2-4-6	1	2	6	1	0	18
at Youngstown St.											
Green Bay											
Milwaukee											
at Northern Ky.											
at Wright St.											
at UIC											
Oakland											
Detroit Mercy											
HL 1st Round											
HL 2nd Round											
HL Semis											
HL Finals											

* denotes starter

CAREER STATS

Season	GP-GS	MIN-Avg	FG	Pct.	3FG	Pct.	FT	Pct.
2016-17*	36-12	754-20.9	96-224	.429	67-167	.401	29-37	.784
2017-18*	33-32	1050-31.8	173-353	.490	91-226	.403	51-60	.850
2019-20	23-23	782-34.0	165-379	.435	70-177	.395	61-80	.763
TOTALS	23-23	782-34.0	165-379	.435	70-177	.395	61-80	.763

REBOUNDS

Season	O-D-REB-AVG.	PF-DQ	AST	TO	BLK	STL	PTS-PPG
2016-17*	9-78-87-2.4	51-0	28	25	3	17	288-8.0
2017-18*	19-100-119-3.6	58-1	38	45	8	42	488-14.8
2019-20	14-67-81-3.5	61-2	42	53	4	30	461-20.0
TOTALS	14-67-81-3.5	61-2	42	53	4	30	461-20.0

*at Campbell | TOTALS only reflect IUPUI totals

PLAYER BIOS



TAVEION WHITE

#15

Freshman | Forward
6-7 | 190
Prosper, Texas
PHS Academy

Birthdate: Nov. 25, 1999 (age 20)
Major: Business

QUICK NOTES

Known as Taye by his teammates... Texas-native played at PHS (Fla.) Academy as a post-grad in 2018-19 where he was one of 14 who went on to play college basketball, four at the D1 level... was a 1st Team All-District selection after his senior year at Prosper (Texas) High School... chose IUPUI over offers from Buffalo, Oral Roberts, Presbyterian and USC Upstate.



SAWYER STOLTZ

#20

Freshman | Forward
6-9 | 200
Huntington, Ind.
Huntington North

Birthdate: May 3, 2000 (age 19)
Major: Biology

QUICK NOTES

Non-scholarship addition to the team played three seasons at Huntington North where he was an HM All-State honoree following a senior year in which he averaged 13.2 points and 5.8 rebounds per game... was a 2nd team Northeast 8 Conference (NE8) honoree... played AAU basketball for Indiana Elite.

CAREER/SEASON HIGHS

CAREER HIGH	CATEGORY	SEASON HIGH
7 at Cleveland State (1/30/20)	PTS	7 at Cleveland State (1/30/20)
2 - 4x	REB	2 - 4x
1 at Cleveland State (1/30/20)	AST	1 at Cleveland State (1/30/20)
3 at Cleveland State (1/30/20)	FG	3 at Cleveland State (1/30/20)
3 at Cleveland State (1/30/20)	FGA	3 at Cleveland State (1/30/20)
---	3FG	---
---	3FGA	---
1 at Cleveland State (1/30/20)	FT	1 at Cleveland State (1/30/20)
3 at Cleveland State (1/30/20)	FTA	3 at Cleveland State (1/30/20)
1 - twice	STL	1 - twice
1 - twice	BLK	1 - twice
15 at Cleveland State (1/30/20)	MIN	15 at Cleveland State (1/30/20)

GAME-BY-GAME

Opponent	MIN	FG	3FG	FT	O-D-T	PF	A	TO	B	S	PTS
at Butler					DID NOT PLAY						
at Bradley	0+	0-0	0-0	0-0	0-0-0	0	0	0	0	0	0
Anderson	9	0-1	0-0	0-0	2-0-2	2	0	1	1	1	0
at South Fla.	0+	0-0	0-0	0-0	0-0-0	0	0	0	0	0	0
at Loyola	1	0-0	0-0	0-0	0-0-0	0	0	0	0	0	0
vs. Loyola (Md.)					DID NOT PLAY						
vs. Southern	0+	0-0	0-0	0-0	0-0-0	0	0	0	0	0	0
Evansville	1	0-0	0-0	0-0	0-0-0	0	0	0	0	0	0
at Morehead St.					DID NOT PLAY						
at Ball St.	3	0-0	0-0	0-0	0-0-0	1	0	0	0	0	0
IU South Bend					DID NOT PLAY						
Purdue FW					DID NOT PLAY						
at Fresno St.					DID NOT PLAY						
Youngstown St.					DID NOT PLAY						
Cleveland St.					DID NOT PLAY						
at Milwaukee					DID NOT PLAY						
at Green Bay					DID NOT PLAY						
Wright St.	3	0-0	0-0	0-0	0-0-0	2	0	0	0	0	0
Northern Ky.	2	0-0	0-0	0-0	0-0-0	0	0	0	0	0	0
UIC					DID NOT PLAY						
at Detroit Mercy	7	0-1	0-0	0-0	1-1-2	1	0	1	0	0	0
at Oakland	5	0-0	0-0	0-0	0-2-2	1	0	0	0	0	0
at Cleveland St.	15	3-3	0-0	1-3	2-0-2	3	1	0	1	1	7
at Youngstown St.											
Green Bay											
Milwaukee											
at Northern Ky.											
at Wright St.											
at UIC											
Oakland											
Detroit Mercy											
HL 1st Round											
HL 2nd Round											
HL Semis											
HL Finals											

* denotes starter

CAREER STATS

Season	GP-GS	MIN-Avg	FG	Pct.	3FG	Pct.	FT	Pct.
2019-20	12-0	46-3.8	3-5	.600	0-0	.000	1-3	.333
TOTALS	12-0	46-3.8	3-5	.600	0-0	.000	1-3	.333

REBOUNDS

Season	O-D-REB-AVG.	PF-DQ	AST	TO	BLK	STL	PTS-PPG
2019-20	5-3-8-0.7	10-0	1	2	2	2	7-0.6
TOTALS	5-3-8-0.7	10-0	1	2	2	2	7-0.6

CAREER/SEASON HIGHS

CAREER HIGH	CATEGORY	SEASON HIGH
---	PTS	---
2 vs. Anderson (11/11/19)	REB	2 vs. Anderson (11/11/19)
---	AST	---
---	FG	---
1 at Bradley (11/9/19)	FGA	1 at Bradley (11/9/19)
---	3FG	---
---	3FGA	---
---	FT	---
---	FTA	---
---	STL	---
1 vs. Anderson (11/11/19)	BLK	1 vs. Anderson (11/11/19)
4 vs. Anderson (11/11/19)	MIN	4 vs. Anderson (11/11/19)

GAME-BY-GAME

Opponent	MIN	FG	3FG	FT	O-D-T	PF	A	TO	B	S	PTS
at Butler					DID NOT PLAY						
at Bradley	1	0-1	0-0	0-0	0-0-0	0	0	0	0	0	0
Anderson	4	0-0	0-0	0-0	0-2-2	0	0	2	1	0	0
at South Fla.					DID NOT PLAY						
at Loyola	1	0-0	0-0	0-0	0-0-0	0	0	0	0	0	0
vs. Loyola (Md.)					DID NOT PLAY						
vs. Southern					DID NOT PLAY						
Evansville					DID NOT PLAY						
at Morehead St.					DID NOT PLAY						
at Ball St.	2	0-0	0-0	0-0	0-0-0	0	0	0	0	0	0
IU South Bend					DID NOT PLAY						
Purdue FW					DID NOT PLAY						
at Fresno St.					DID NOT PLAY						
Youngstown St.					DID NOT PLAY						
Cleveland St.					DID NOT PLAY						
at Milwaukee					DID NOT PLAY						
at Green Bay					DID NOT PLAY						
Wright St.					DID NOT PLAY						
Northern Ky.					DID NOT PLAY						
UIC					DID NOT PLAY						
at Detroit Mercy					DID NOT PLAY						
at Oakland					DID NOT PLAY						
at Cleveland St.					DID NOT PLAY						
at Youngstown St.											
Green Bay											
Milwaukee											
at Northern Ky.											
at Wright St.											
at UIC											
Oakland											
Detroit Mercy											
HL 1st Round											
HL 2nd Round											
HL Semis											
HL Finals											

* denotes starter

CAREER STATS

Season	GP-GS	MIN-Avg	FG	Pct.	3FG	Pct.	FT	Pct.
2019-20	4-0	8-2.0	0-1	.000	0-0	.000	0-0	.000
TOTALS	4-0	8-2.0	0-1	.000	0-0	.000	0-0	.000

REBOUNDS

Season	O-D-REB-AVG.	PF-DQ	AST	TO	BLK	STL	PTS-PPG
2019-20	0-2-2-0.5	0-0	0	2	1	0	0-0.0
TOTALS	0-2-2-0.5	0-0	0	2	1	0	0-0.0

PLAYER BIOS



GRANT WEATHERFORD #23

Junior | Guard
6-2 | 195
Cicero, Ind.
Hamilton Heights (Purdue/Midland J.C.)

Birthdate: August 7, 1996 (age 23)
Major: General Studies

QUICK NOTES

Began his college career by redshirting in 2015-16 at Purdue before transferring to Midland [Tex.] College for the 2016-17 season... was granted a clock extension in December 2018, effectively, making him a junior... comes from a family filled with athletes as brother Sterling is a sophomore DB on the Miami (Ohio) football team, older sister Dakota played basketball at Evansville & Louisville and oldest brother Austin played basketball at Rose Hulman... also garnered D1 football interest as a WR (155 catches, 60 TDs in high school).

CAREER/SEASON HIGHS

CAREER HIGH	CATEGORY	SEASON HIGH
21 vs. Green Bay (2/24/19)	PTS	17 - twice
13 at Oakland (1/25/20)	REB	13 at Oakland (1/25/20)
6 - 3x	AST	6 vs. Purdue Fort Wayne (12/14/19)
7 at Morehead State (12/4/19)	FG	7 at Morehead State (12/4/19)
19 vs. UIC (1/18/20)	FGA	19 vs. UIC (1/18/20)
5 - 2x	3FG	5 at Fresno State (12/20/19)
8 vs. UIC (1/18/20)	3FGA	8 vs. UIC (1/18/20)
7 - 3x	FT	7 vs. UIC (1/18/20)
10 vs. UIC (1/18/20)	FTA	10 vs. UIC (1/18/20)
5 - twice	STL	5 - twice
2 vs. UIC (1/18/20)	BLK	2 vs. UIC (1/18/20)
41 at Oakland (1/25/20)	MIN	41 at Oakland (1/25/20)

GAME-BY-GAME

Opponent	MIN	FG	3FG	FT	O-D-T	PF	A	TO	B	S	PTS
at Butler*	30	3-5	0-1	0-2	2-3-5	1	1	1	0	0	6
at Bradley*	32	0-6	0-4	1-2	0-1-1	1	4	4	0	0	1
Anderson	23	3-3	0-0	0-0	3-6-9	1	4	3	0	2	6
at South Fla.	34	2-2	0-0	2-2	0-3-3	1	1	1	0	2	6
at Loyola	27	0-2	0-0	0-0	0-0-0	2	3	1	0	0	0
vs. Loyola (Md.)	29	1-3	0-0	2-4	1-4-5	3	4	4	0	2	4
vs. Southern	32	2-4	0-1	2-2	0-1-1	3	4	2	0	3	6
Evansville	31	1-4	0-0	2-2	3-3-6	2	1	1	0	1	4
at Morehead St.*	38	7-10	3-4	0-1	1-1-2	3	1	1	0	1	17
at Ball St.*	31	4-8	0-1	2-3	1-6-7	3	1	4	0	0	10
IU South Bend*	37	1-4	0-1	1-3	2-5-7	1	3	4	0	2	3
Purdue FW*	35	4-7	1-3	5-6	1-3-4	3	6	1	0	5	14
at Fresno St.*	35	5-8	5-5	1-2	1-2-3	2	1	3	1	2	16
Youngstown St.*	37	3-8	0-1	1-1	0-3-3	3	1	5	0	2	7
Cleveland St.*	39	2-7	0-2	3-4	3-1-4	4	4	4	1	3	7
at Milwaukee*	38	4-6	0-1	2-2	1-6-7	1	1	4	0	2	10
at Green Bay*	31	5-9	3-5	0-0	0-6-6	3	2	3	0	0	13
Wright St.*	33	5-12	0-2	2-6	2-3-5	2	1	3	0	0	12
Northern Ky.*	32	5-12	1-2	1-1	4-4-8	1	2	1	0	0	12
UIC*	38	4-19	2-8	7-10	2-6-8	3	3	2	2	0	17
at Detroit Mercy*	36	3-8	0-2	0-2	1-3-4	4	4	2	0	0	6
at Oakland*	41	3-10	0-2	1-2	4-9-13	3	4	4	1	0	7
at Cleveland St.*	39	4-9	1-2	2-5	2-3-5	4	6	3	1	5	11

at Youngstown St.	
Green Bay	
Milwaukee	
at Northern Ky.	
at Wright St.	
at UIC	
Oakland	
Detroit Mercy	
HL 1st Round	
HL 2nd Round	
HL Semis	
HL Finals	

* denotes starter

CAREER STATS

Season	GP-GS	MIN-Avg	FG	Pct.	3FG	Pct.	FT	Pct.
2018-19	33-33	861-26.1	70-142	.493	11-24	.458	52-72	.722
2019-20	23-17	778-33.8	71-166	.428	16-47	.340	37-62	.597
TOTALS	56-50	1639-29.3	141-308	.458	27-71	.380	89-134	.664

REBOUNDS

Season	O-D-REB-AVG.	PF-DQ	AST	TO	BLK	STL	PTS-PPG
2018-19	25-75-100-3.0	86-3	83	49	4	38	203-6.2
2019-20	34-82-116-5.0	54-0	62	61	6	32	195-8.5
TOTALS	59-157-216-3.9	140-3	145	110	10	70	398-7.1



ZO TYSON

#30

Grad Student | Forward
6-9 | 195
Fayetteville, N.C.
Trinity Christian (Colorado State)

Birthdate: Oct. 18, 1995 (age 24)
Major: Sports Journalism

QUICK NOTES

Oldest student-athlete on the team, pursuing a Master's degree in sports journalism... missed the Jaguars' exhibition game due to injury... graduate-transfer will play his final season at IUPUI after spending the past two years at Colorado State... played his first two seasons at Cafe Fear C.C., including averaging 14.0 points and 8.4 rebounds per game as a sophomore... actual first name is Lonzia, but he opts to go by Zo.

CAREER/SEASON HIGHS

CAREER HIGH	CATEGORY	SEASON HIGH
10 vs. Cleveland St. (12/30/2019)	PTS	10 vs. Cleveland St. (12/30/2019)
6 vs. Southern (11/26/19)	REB	6 vs. Southern (11/26/19)
2 - 3x	AST	2 - twice
4 - 3x	FG	4 - 3x
5 at Butler (11/6/19)	FGA	5 at Butler (11/6/19)
---	3FG	---
---	3FGA	---
4 - twice	FT	4 vs. Southern (11/26/19)
6 vs. Southern (11/26/19)	FTA	6 vs. Southern (11/26/19)
3 at Butler (11/6/19)	STL	3 at Butler (11/6/19)
3 vs. Southern (11/26/19)	BLK	3 vs. Southern (11/26/19)
27 at Butler (11/6/19)	MIN	27 at Butler (11/6/19)

GAME-BY-GAME

Opponent	MIN	FG	3FG	FT	O-D-T	PF	A	TO	B	S	PTS
at Butler	27	4-5	0-0	0-0	3-2-5	4	2	2	1	3	8
at Bradley	13	1-1	0-0	0-0	1-2-3	4	0	2	0	0	2
Anderson*	9	0-2	0-0	0-0	0-3-3	2	0	2	0	0	0
at South Fla.*	11	1-2	0-0	0-0	0-2-2	4	0	1	0	1	2
at Loyola*	22	4-4	0-0	0-1	1-3-4	4	1	1	0	0	8
vs. Loyola (Md.)*	13	2-3	0-0	0-0	0-1-1	4	0	0	0	0	4
vs. Southern*	25	2-3	0-0	4-6	1-5-6	2	2	0	3	0	8
Evansville*	18	0-0	0-0	0-0	1-3-4	0	1	0	0	0	0
at Morehead St.*	17	0-3	0-0	0-0	1-1-2	1	0	1	0	0	0
at Ball St.*	10	1-3	0-0	2-2	2-0-2	3	0	1	0	0	4
IU South Bend	8	1-2	0-0	0-0	2-1-3	0	0	0	1	1	2
Purdue FW	7	0-0	0-0	0-0	0-1-1	1	0	0	1	0	0
at Fresno St.	14	0-0	0-0	0-1	0-2-2	4	1	2	1	0	0
Youngstown St.	7	1-1	0-0	0-0	0-1-1	0	0	1	1	0	2
Cleveland St.	11	4-4	0-0	2-2	2-1-3	0	0	0	1	0	10
at Milwaukee	8	1-1	0-0	0-0	0-1-1	1	0	0	0	0	2
at Green Bay	14	2-2	0-0	0-0	0-1-1	1	1	0	0	1	4
Wright St.	17	1-3	0-0	0-0	2-1-3	3	0	2	1	0	2
Northern Ky.	13	2-4	0-0	0-0	0-2-2	1	0	0	0	0	4
UIC					DID NOT PLAY						
at Detroit Mercy					DID NOT PLAY						
at Oakland	21	1-3	0-0	0-0	1-4-5	3	0	2	2	0	2
at Cleveland St.					DID NOT PLAY						

at Youngstown St.	
Green Bay	
Milwaukee	
at Northern Ky.	
at Wright St.	
at UIC	
Oakland	
Detroit Mercy	
HL 1st Round	
HL 2nd Round	
HL Semis	
HL Finals	

* denotes starter

CAREER STATS


Season	GP-GS	MIN-Avg	FG	Pct.	3FG	Pct.	FT	Pct.
2018-19*	12-0	62-5.2	3-6	.500	0-0	.000	5-9	.556
2019-20	20-8	285-14.3	28-46	.609	0-0	.000	8-12	.667
TOTALS	20-8	285-14.3	28-46	.609	0-0	.000	8-12	.667

REBOUNDS

Season	O-D-REB-AVG.	PF-DQ	AST	TO	BLK	STL	PTS-PPG
2018-19*	2-11-13-1.1	9-0	6	5	5	1	11-0.9
2019-20	17-37-54-2.7	45-0	8	17	12	6	64-3.2
TOTALS	17-37-54-2.7	45-0	8	17	12	6	64-3.2

* at Colorado State | TOTALS only reflect IUPUI totals

PLAYER BIOS



ELYJAH GOSS

#32

Junior | Forward
6-7 | 195
Bolingbrook, Ill.
Plainfield East

Birthdate: April 28, 1998 (age 21)
Major: Sports Management

QUICK NOTES

Late bloomer redshirted his first season at IUPUI before taking over a starting role last season and leading the team in rebounding... was an honorable mention All-State selection as a senior at Plainfield (Ill.) East High School after racking up 16 double-doubles and shooting a school record 56 percent from the floor... is the only player in Plainfield East history to average a double-double for a full season.

CAREER/SEASON HIGHS

CAREER HIGH	CATEGORY	SEASON HIGH
19 at Milwaukee (1/3/20)	PTS	19 at Milwaukee (1/3/20)
21 vs. IU South Bend (12/10/19)	REB	21 vs. IU South Bend (12/10/19)
4 at Oakland (1/25/20)	AST	4 at Oakland (1/25/20)
7 - 3x	FG	7 - 3x
13 at Milwaukee (1/3/20)	FGA	13 at Milwaukee (1/3/20)
2 at Boston College (11/14/18)	3FG	---
3 vs. Eastern Illinois (11/10/18)	3FGA	2 vs. Youngstown State (12/28/19)
6 vs. Cleveland State (1/10/19)	FT	5 - twice
10 vs. Youngstown State (12/28/19)	FTA	10 vs. Youngstown State (12/28/19)
2 - 6x	STL	2 vs. Youngstown State (12/28/19)
6 at Milwaukee (1/3/20)	BLK	6 at Milwaukee (1/3/20)
39 - twice	MIN	39 - twice

GAME-BY-GAME

Opponent	MIN	FG	3FG	FT	O-D-T	PF	A	TO	B	S	PTS
at Butler*	20	3-8	0-1	0-0	1-2-3	1	0	2	1	1	6
at Bradley*	23	2-5	0-0	0-0	4-4-8	2	1	1	2	0	4
Anderson	14	4-8	0-0	3-5	4-6-10	2	1	2	1	0	11
at South Fla.	21	1-4	0-0	1-2	0-4-4	1	2	1	1	0	3
at Loyola	16	1-5	0-0	0-0	3-2-5	2	1	3	0	0	2
vs. Loyola (Md.)*	31	5-9	0-0	4-6	6-7-13	2	0	3	0	0	14
vs. Southern*	25	5-7	0-0	0-1	2-3-5	3	1	3	1	0	10
Evansville*	28	4-9	0-0	0-2	1-8-9	2	0	1	0	1	8
at Morehead St.*	29	2-6	0-0	0-0	2-15-17	4	1	4	2	0	4
at Ball St.*	27	3-11	0-0	4-6	7-2-9	2	0	2	0	1	10
IU South Bend*	32	7-10	0-0	3-4	7-14-21	3	1	2	4	1	17
Purdue FW*	32	4-8	0-0	0-0	2-9-11	3	0	4	1	1	8
at Fresno St.*	29	2-2	0-0	2-6	2-5-7	2	0	1	0	1	6
Youngstown St.*	36	5-9	0-2	3-10	11-7-18	3	1	0	1	2	13
Cleveland St.*	33	4-6	0-0	0-1	2-9-11	3	1	1	1	0	8
at Milwaukee*	35	7-13	0-0	5-6	6-10-16	1	0	1	6	0	19
at Green Bay*	32	4-9	0-0	5-8	6-11-17	4	1	2	1	0	13
Wright St.*	32	1-3	0-0	1-2	2-12-14	4	2	1	1	1	3
Northern Ky.*	30	0-5	0-0	3-6	7-4-11	1	0	1	0	0	3
UIC*	39	6-7	0-0	4-7	4-11-15	5	1	2	3	0	16
at Detroit Mercy*	36	7-11	0-0	1-3	4-8-12	3	0	2	1	0	15
at Oakland*	35	1-3	0-0	0-0	4-14-18	5	4	1	2	0	2
at Cleveland St.*	39	3-8	0-0	4-5	5-7-12	3	1	1	0	0	10
at Youngstown St.											
Green Bay											
Milwaukee											
at Northern Ky.											
at Wright St.											
at UIC											
Oakland											
Detroit Mercy											
HL 1st Round											
HL 2nd Round											
HL Semis											
HL Finals											

* denotes starter

CAREER STATS

Season	GP-GS	MIN-Avg	FG	Pct.	3FG	Pct.	FT	Pct.
2017-18	30-0	414-13.8	41-93	.441	4-13	.308	22-29	.759
2018-19	31-25	710-22.9	79-150	.527	7-24	.292	46-65	.708
2019-20	23-20	674-29.3	81-166	.488	0-3	.000	43-80	.538
TOTALS	84-45	1798-21.4	201-409	.491	11-40	.275	111-174	.638

REBOUNDS

Season	O-D-REB-AVG.	PF-DQ	AST	TO	BLK	STL	PTS-PPG
2017-18	38-68-106-3.5	46-0	12	20	11	12	108-3.6
2018-19	61-135-196-6.3	51-0	23	28	24	19	211-6.8
2019-20	92-174-266-11.6	61-2	19	41	29	9	205-8.9
TOTALS	191-377-568-6.8	158-2	54	89	64	40	524-6.2

EARLY SIGNING PERIOD



SADAIDRIENE HALL

Nickname: DayDay

Forward
6-6 | 200
Sulphur Springs, Texas
Sulphur Springs High School

QUICK NOTES

- Second Team All-State and First Team All-District and All-Region honoree as a junior at Sulphur Springs (Texas) High School after averaging 16 points and 12 rebounds per game
- Shot 65 percent from the floor and 80 percent from the free throw line as a junior.
- Helped Sulphur Springs to a 29-9 record, a second straight district title and the program's first-ever state tournament appearance
- Helped Sulphur Springs go 31-6 his sophomore year with a district title
- Owns career-highs of 38 points and 22 rebounds in a game
- Currently ranked No. 32 in the 2020 class in the state of Texas according to TexasBoysBasketball.com
- Rated the No. 35 player in the state of Texas by Rivals.com after climbing more than 70 spots after his play last summer
- Plays AAU for Dallas Showtime and was named to the Second Team All-UA Rise Team after averaging 17.5 points per game and shooting 63.3 percent from the floor
- Helped Dallas Showtime finish atop the UA Rise 17U Division with a 9-1 record
- Also named First Team Prep Hoops Regional All-American and a Second Team Prep Hoops All-American after helping Showtime to a 15-2 mark on the Prep Hoops Circuit
- Academically has maintained a 3.5 grade point average

Coach Rimm on Hall:

"DayDay is a very high motor athlete that I believe Jag Nation will embrace. He's one of the most intense high school players I've seen in a very long time. He's an all around proven winner."

TEAM IMPACT - CAYDEN BARINGER



CAYDEN BARINGER

Nickname: Cay Jax
Dream Vacation Destination: China
Favorite Movie: Matilda
Favorite Food: Cereal
Favorite Athlete: Steph Curry
Super Power You'd Love to Have: Read Minds

QUICK NOTES

Through a partnership with Team IMPACT, 9-year old **Cayden Baringer** signed with the IUPUI basketball team on Dec. 19, 2018 at a ceremony at the IUPUI Athletics Offices. Baringer, a Carmel-native, was diagnosed with Leukodystrophy in 2017.

Leukodystrophies are a group of rare, progressive, metabolic, genetic diseases that affect the brain, spinal cord and often the peripheral nerves. Each type of leukodystrophy is caused by a specific gene abnormality that leads to abnormal development or destruction of the white matter (myelin sheath) of the brain.

Cayden, his mother Cara, and brothers Liam and Lucas, will be frequent guests to IUPUI games, practices and team events now that he's officially signed with the program.

RECORD BOOKS

CAREER RECORDS

Three Point Field Goals Made

Rk.	3FG	Name	Year(s)
1.	238	Brandon Cole	2002-06
2.	215	Rodney Thomas	1996-00
3.	208	Carlos Knox	1994-98
4.	203	Jaylen Minnett	2017-pres.
5.	202	Alex Young	2008-12
6.	196	Gary Patterson	2006-09
t-7.	186	Leroy Nobles	2007-11
t-7.	186	Akeem Clark	2003-05
9.	132	Sean Esposito	2009-13
10.	128	Greg Wright	1987-90

Three Point Field Goals Attempted

Rk.	3FGA	Name	Year(s)
1.	673	Brandon Cole	2002-06
2.	578	Jaylen Minnett	2017-pres.
3.	576	Alex Young	2008-12
4.	499	Carlos Knox	1994-98
5.	490	Akeem Clark	2003-05
6.	468	Leroy Nobles	2007-11
7.	459	Gary Patterson	2006-09
8.	456	Rodney Thomas	1996-00
9.	355	Sean Esposito	2009-13
10.	323	Darell Combs	2015-17

Rebounds

Rk.	Reb	Name	Year(s)
1.	769	Don Carlisle	1997-01
t-2.	703	Brandon Cole	2002-06
t-2.	703	Jesse Bingham	1985-89
4.	688	Charles Price	1997-02
5.	668	Alex Young	2008-12
6.	639	Tony Long	1987-91
7.	632	Billy Pettiford	2006-10
8.	623	Eric McKay	1982-85
9.	602	Evan Hall	2014-19
10.	593	Marcellus Barksdale	2011-16
11.	580	Dale Taylor	1975-77
t-12.	568	Elyjah Goss	2017-pr.
t-12.	568	D.J. McCall	2014-19
t-12.	568	Troy Fitts	1983-87
15.	547	George Hill	2004-08

Blocked Shots

Rk.	Blk	Name	Year(s)
1.	165	Charles Price	1997-02
2.	118	David Dickey	1994-98
3.	100	Robert Glenn	2008-10
4.	93	Evan Hall	2014-19
5.	89	Alex Young	2008-12
6.	88	Mitch Patton	2010-14
7.	83	Billy Pettiford	2006-10
8.	82	Jon Avery	2006-10
9.	71	Angelo Smith	2005-07
10.	66	Marcellus Barksdale	2011-16
t-11.	64	Elyjah Goss	2017-pr.
t-11.	64	James Booyer	2003-05
t-11.	64	Don Carlisle	1997-01
t-11.	64	Anthony Winburn	1995-97

SINGLE SEASON RECORDS

Rebound Average

Rk.	RPG	Name	Year
1.	12.48	Dale Taylor	1975-76
2.	11.57	Elyjah Goss	2019-20
3.	9.35	Dale Taylor	1976-77
4.	8.94	Eric McKay	1983-84
5.	8.76	Anthony Winburn	1995-96
6.	8.52	Odell Bradley	2003-04
7.	8.48	Don Carlisle	2000-01
8.	8.25	Tony Long	1990-91

Double-Doubles (D1 era only)

Rk.	DD	Name	Year
1.	12	Odell Bradley	2003-04
2.	10	Josh Murray	2002-03
t-3.	9	Elyjah Goss	2019-20
t-3.	9	George Hill	2007-08
t-5.	6	Christian Siakam	2010-11
t-5.	6	Brandon Cole	2004-05

Threes Made

Rk.	3FG	Name	Year
1.	109	Akeem Clark	2003-04
2.	96	Carlos Knox	1997-98
3.	93	Gary Patterson	2007-08
4.	90	Camron Justice	2018-19
5.	84	Bryan Buchanan	2001-02
6.	81	Brandon Cole	2005-06
7.	78	Jaylen Minnett	2018-19
8.	77	Akeem Clark	2004-05
	77	Josh Mullins	2002-03
10.	75	Chad Pate	1992-93
xx.	74	Jaylen Minnett	2019-20
xx.	70	Marcus Burk	2019-20

SINGLE GAME RECORDS

Rebounds

Rk.	Reb	Name	Date
1.	21	Elyjah Goss vs. IUSB	12-10-2019
2.	20	Michael Boles vs. IUSB	3-7-1993
	20	Austris Purvlicis vs. IPFW	1-18-1975
4.	19	Lyonell Gaines vs. IUN	12-11-2012
5.	18	Elyjah Goss at Oakland	1-25-2020
	18	Elyjah Goss vs. Y'town St.	12-28-2019
	18	Odell Bradley vs. Ball St.	12-20-2003
	18	Rhett Dallas vs. Ind. Tech	1-23-1993
	18	Jesse Bingham vs. Anderson	11-23-1987
	18	Troy Fitts vs. Marian	2-25-1986
11.	17	Elyjah Goss at Green Bay	1-5-2020
	17	Elyjah Goss at Morehead St.	12-4-2019
	17	D.A. Harvey vs. Ind. Tech	11-28-2001
	17	Tony Long vs. S. Indiana	12-10-1989

Blocked Shots

Rk.	Blk	Name	Date
1.	7	John Hester vs. Ind. Tech	1-21-1997
2.	6	Elyjah Goss at Milwaukee	1-3-2020
	6	Charles Price vs. Indiana St.	12-20-2000
	6	Charles Price vs. Wilberforce	11-18-2000
5.	5	16 different times	

Three-Point Percentage

Rk.	Pct	Name	Date
1.	100% (6-6)	Todd Schabel vs. Wright St.	2-2-1987
2.	100% (5-5)	Grant Weatherford at Fresno St.	12-20-2019
3.	85.7% (6-7)	Darell Combs vs. Urbana	12-12-2016
	85.7% (6-7)	Darell Combs vs. IPFW	2-27-2016

Threes Made in a Game

Rk.	3FG	Name	Date
1.	13	Rodney Thomas vs. Wilberforce	2-24-1997
2.	11	Gary Patterson vs. Southern Utah	1-31-2008
3.	9	Gary Patterson vs. Oral Roberts	2-22-2007
	9	Akeem Clark vs. East Tennessee St.	12-27-2003
	9	Carlos Knox vs. Okla. Panhandle St.	1-5-1998
	9	Nick David vs. Virgin Islands	11-22-1997
7.	8	Marcus Burk at Oakland	1-25-2020
	8	6 other times	

LAST FOUR BOX SCORES

GAME #20 • UIC 75, IUPUI 66 (INDIANAPOLIS - INDIANA FARMERS COLISEUM)

UIC 75 • 8-12,3-4 Horizon

#	Player	Total		3-Ptr		Rebounds			PF	TP	A		TO	Blk	Stl	Min
		FG-FGA	FG-FGA	FT-FTA	Off Def Tot	Off Def Tot	PF	TP			TO	Blk				
02	Michael Diggins	f	1-2	0-1	0-0	1 4 5	4 2	1 0 0	0	17						
13	Jordan Blount	f	5-7	0-0	4-5	0 3 3	4 14	0 1 1	0	22						
23	Braelen Bridges	f	3-6	0-0	0-0	2 4 6	4 6	0 2 2	0	20						
01	Marcus Ottey	g	6-13	1-1	0-0	0 3 3	2 13	3 4 1	0	32						
04	Tarkus Ferguson	g	6-15	3-10	1-3	0 9 9	3 16	9 0 1	1	32						
00	Brian Taylor		0-2	0-0	0-0	0 1 1	1 0	2 1 0	0	12						
10	Deon Ejim		2-3	0-0	0-0	2 1 3	3 4	0 1 0	1	12						
20	Jamie Ahale		3-5	3-5	1-1	0 5 5	1 10	2 1 2	0	24						
25	Godwin Boahen		3-12	2-6	2-3	1 3 4	2 10	3 1 0	2	29						
Team					1 1 2			1								
Totals			29-65	9-23	8-12	7 34 41	24 75	20 12 7	4	200						
FG % 1st Half: 13-31 41.9% 2nd half: 16-34 47.1% Game: 29-65 44.6% Deadball Rebounds 4																
3FG % 1st Half: 4-10 40.0% 2nd half: 5-13 38.5% Game: 9-23 39.1%																
FT % 1st Half: 5-6 83.3% 2nd half: 3-6 50.0% Game: 8-12 66.7%																

IUPUI 66 • 5-15,1-6 Horizon

#	Player	Total		3-Ptr		Rebounds			PF	TP	A		TO	Blk	Stl	Min
		FG-FGA	FG-FGA	FT-FTA	Off Def Tot	Off Def Tot	PF	TP			TO	Blk				
32	GOSS, Elyjah	f	6-7	0-0	4-7	4 11 15	5 16	1 2 3	0	39						
00	MINNETT, Jaylen	g	3-13	2-8	4-4	0 1 1	4 12	3 3 1	1	35						
10	DePERSIA, Mike	g	0-2	0-1	0-1	0 5 5	0 0	3 1 0	2	32						
14	BURK, Marcus	g	6-14	2-7	4-4	0 3 3	3 18	1 0 0	1	40						
23	WEATHERFORD, Grant	g	4-19	2-8	7-10	2 6 8	3 17	3 2 2	0	38						
01	KEMP, Jakoby		0-0	0-0	0-0	0 0 0	1 0	0 0 0	0	3						
02	JACKSON JR., Jamil		1-5	0-2	1-2	1 3 4	0 3	0 1 0	0	12						
11	KENYON, Brandon		0-0	0-0	0-0	0 0 0	0 0	0 0 0	0	1						
Team					1 0 1											
Totals			20-60	6-26	20-28	8 29 37	16 66	11 9 6	4	200						
FG % 1st Half: 8-25 32.0% 2nd half: 12-35 34.3% Game: 20-60 33.3% Deadball Rebounds 6																
3FG % 1st Half: 1-10 10.0% 2nd half: 5-16 31.3% Game: 6-26 23.1%																
FT % 1st Half: 6-12 50.0% 2nd half: 14-16 87.5% Game: 20-28 71.4%																

Officials: Ed Phillips,Deldre Carr,Jon Campbell
Technical fouls: UIC-None. IUPUI-None.
Attendance: 1309

Score by periods	1st	2nd	Total
UIC	35	40	75
IUPUI	23	43	66

Last FG - UIC 2nd-02:31, IUPUI 2nd-00:11.
Largest lead - UIC by 19 2nd-09:17, IUPUI by 7 1st-17:02.
UIC led for 33:15. IUPUI led for 04:06. Game was tied for 02:39.

Points	In Paint	Off T/O	2nd Chance	Fast Break	Bench
UIC	40	9	6	19	24
IUPUI	24	9	14	10	3

Score tied - 2 times.
Lead changed - 3 times.

GAME #21 • DETROIT MERCY 76, IUPUI 64 (DETROIT, MICH - CALIHAN HALL)

IUPUI 64 • 5-16,1-7 Horizon

#	Player	Total		3-Ptr		Rebounds			PF	TP	A		TO	Blk	Stl	Min
		FG-FGA	FG-FGA	FT-FTA	Off Def Tot	Off Def Tot	PF	TP			TO	Blk				
32	GOSS, Elyjah	f	7-11	0-0	1-3	4 8 12	3 15	0 2 1	0	36						
00	MINNETT, Jaylen	g	6-17	3-12	0-0	0 2 2	3 15	5 6 0	1	36						
10	DePERSIA, Mike	g	0-5	0-2	0-0	1 3 4	2 0	3 1 0	3	33						
14	BURK, Marcus	g	10-22	5-12	0-0	2 8 10	0 25	3 0 1	1	38						
23	WEATHERFORD, Grant	g	3-8	0-2	0-2	1 3 4	4 6	4 2 0	0	36						
01	KEMP, Jakoby		1-2	0-1	0-0	1 0 1	0 2	1 1 0	0	11						
11	KENYON, Brandon		0-0	0-0	1-2	0 0 0	0 1	0 0 0	0	3						
15	WHITE, Taveion		0-1	0-0	0-0	1 1 2	1 0	0 1 0	0	7						
Team					1 1 2											
Totals			27-66	8-29	2-7	11 26 37	13 64	16 13 2	5	200						
FG % 1st Half: 9-30 30.0% 2nd half: 18-36 50.0% Game: 27-66 40.9% Deadball Rebounds 2																
3FG % 1st Half: 3-14 21.4% 2nd half: 5-15 33.3% Game: 8-29 27.6%																
FT % 1st Half: 1-4 25.0% 2nd half: 1-3 33.3% Game: 2-7 28.6%																

Detroit Mercy 76 • 5-16,3-5 Horizon

#	Player	Total		3-Ptr		Rebounds			PF	TP	A		TO	Blk	Stl	Min
		FG-FGA	FG-FGA	FT-FTA	Off Def Tot	Off Def Tot	PF	TP			TO	Blk				
13	Alonde LeGrand	f	0-1	0-0	1-2	0 6 6	2 1	3 2 0	2	29						
14	Sam Hofman	f	2-5	0-2	0-0	2 1 3	1 4	1 0 0	0	18						
21	Chris Brandon	f	9-10	0-0	0-0	5 7 12	2 18	0 1 6	1	35						
00	Antoine Davis	g	7-21	5-14	8-8	0 7 7	3 27	5 4 0	1	36						
01	Marquis Moore	g	4-10	0-3	0-0	0 4 4	2 8	4 0 1	1	32						
02	Justin Miller		2-6	0-0	2-2	2 1 3	0 6	5 3 0	0	12						
04	Dwayne Rose Jr.		0-2	0-0	0-0	0 1 1	0 0	0 0 0	0	6						
05	Jordan Gorman		0-1	0-1	0-0	0 0 0	0 0	0 0 0	0	4						
12	Brad Calipari		3-9	3-8	0-0	0 2 2	0 9	1 0 0	2	18						
41	Willy Isiani		1-1	1-1	0-0	2 1 3	1 3	0 1 2	0	10						
Team					2 1 3											
Totals			28-66	9-29	11-12	13 31 44	11 76	19 11 9	7	200						
FG % 1st Half: 16-36 44.4% 2nd half: 12-30 40.0% Game: 28-66 42.4% Deadball Rebounds 0																
3FG % 1st Half: 7-19 36.8% 2nd half: 2-10 20.0% Game: 9-29 31.0%																
FT % 1st Half: 2-2 100.0 2nd half: 9-10 90.0% Game: 11-12 91.7%																

Officials: Scott Sivilie,William Eck,Lamont Simpson
Technical fouls: IUPUI-None. Detroit Mercy-None.
Attendance: 1624

Score by periods	1st	2nd	Total
IUPUI	22	42	64
Detroit Mercy	41	35	76

Last FG - IUPUI 2nd-00:03, UDM 2nd-03:15.
Largest lead - IUPUI None, UDM by 21 1st-04:32.
IUPUI led for 00:00. UDM led for 39:21. Game was tied for 00:39.

Points	In Paint	Off T/O	2nd Chance	Fast Break	Bench
IUPUI	22	42	64		
UDM	36	32	15	8	18

Score tied - 0 times.
Lead changed - 0 times.

GAME #22 • IUPUI 89, OAKLAND 85 (OT) (ROCHESTER, MICH. - ATH. CENTER O'RENA)

IUPUI 89 • 6-16,2-7 Horizon

#	Player		Total		3-Ptr		Rebounds			PF	TP	A	TO	Blk	Stl	Min
			FG-FGA	FG-FGA	FT-FTA	Off	Def	Tot								
11	KENYON, Brandon	f	2-4	1-2	2-2	1	0	1	4	7	1	0	0	0	20	
32	GOSS, Elijah	f	1-3	0-0	0-0	4	14	18	5	2	4	1	2	0	35	
00	MINNETT, Jaylen	g	10-24	6-14	4-5	1	5	6	2	30	5	7	0	1	40	
14	BURK, Marcus	g	12-24	8-15	7-10	2	1	3	3	39	3	0	0	0	44	
23	WEATHERFORD, Grant	g	3-10	0-2	1-2	4	9	13	3	7	4	4	1	0	41	
02	JACKSON JR., Jamil		1-2	0-1	0-0	0	2	2	2	2	1	0	0	0	10	
10	DePERSIA, Mike		0-0	0-0	0-0	0	0	0	0	0	2	3	0	1	9	
15	WHITE, Taveion		0-0	0-0	0-0	0	2	2	1	0	0	0	0	0	5	
30	TYSON, Zo		1-3	0-0	0-0	1	4	5	3	2	0	2	2	0	21	
Team						3	1	4				1				
Totals				30-70	15-34	14-19	16	38	54	23	89	20	18	5	2	225
FG % 1st Half: 10-32			31.3%	2nd half: 16-29		55.2%	OT: 4-9	44.4%	Game: 30-70		42.9%	Deadball				
3FG	FT % 1st Half: 7-18		38.9%	2nd half: 6-12		50.0%	OT: 2-4	50.0%	Game: 15-34		44.1%	Rebounds				
FT	1st Half: 6-8		75.0%	2nd half: 3-5		60.0%	OT: 2-6	83.3%	Game: 14-19		73.7%	1				