



# 2019-2020 IUPUI BASKETBALL GAME NOTES

# IUPUI

## SCHEDULE/RESULTS

(6-19, 2-10 HORIZON)

Date	Opponent	Result/Time
Oct. 23	# Tiffin (ESPN3)	W, 81-77
Nov. 6	at Butler (FS2)	L, 47-80
Nov. 9	at Bradley (ESPN+)	L, 56-90
Nov. 11	Anderson (ESPN3)	W, 72-55
Nov. 13	^ at South Florida (ESPN3)	W, 70-53
Nov. 20	^ at Loyola (Ill.) (NBCSCH+ / ESPN+)	L, 62-85
Nov. 25	^ vs. Loyola (Md.)	L, 77-81
Nov. 26	^ vs. Southern	L, 77-83
Nov. 30	Evansville (ESPN+)	L, 64-70
Dec. 4	at Morehead St. (ESPN+)	L, 51-56
Dec. 7	at Ball St. (ESPN+)	L, 54-102
Dec. 10	IU South Bend (ESPN3)	W, 80-60
Dec. 14	Purdue Fort Wayne (ESPN+)	W, 74-65
Dec. 20	at Fresno St. (Mountain West Net)	L, 64-95
Dec. 28	* Youngstown St.	L, 73-83
Dec. 30	* Cleveland St. (ESPN+)	L, 80-82
Jan. 3	* at Milwaukee (ESPN3)	L, 74-78
Jan. 5	* at Green Bay (ESPN+)	W, 93-78
Jan. 10	* Wright St. (ESPN3)	L, 70-84
Jan. 12	* Northern Ky. (ESPN+)	L, 71-96
Jan. 18	* UIC (ESPN3)	L, 66-75
Jan. 23	* at Detroit Mercy (ESPN+)	L, 64-76
Jan. 25	* at Oakland (ESPN3)	W, 89-85 (ot)
Jan. 30	* at Cleveland St. (ESPN+)	L, 62-72
Feb. 1	* at Youngstown St. (ESPN3)	L, 76-91
Feb. 6	* Green Bay (ESPN+)	L, 85-91
Feb. 8	* Milwaukee (ESPN+)	12:00 pm
Feb. 14	* at Northern Ky. (ESPN+)	7:00 pm
Feb. 16	* at Wright St. (ESPN+)	2:00 pm
Feb. 22	* at UIC (ESPN3)	4:12 pm
Feb. 27	* Oakland (ESPN+)	7:00 pm
Feb. 29	* Detroit Mercy (ESPN+)	12:00 pm
Mar. 3	& HL Tourney - 1st rd.	
Mar. 5	& HL Tourney - Quarterfinals	
Mar. 9	& HL Tourney - Semifinals	
Mar. 10	& HL Tourney - Championship	

# denotes exhibition  
 \* denotes Horizon League games  
 ^ part of Cayman Islands Classic  
 (first two games on campus sites / last two at Omaha)  
 & denotes Horizon League Tournament games  
 (quarterfinals on campus sites / semis and finals in Indy)

## MEDIA COVERAGE

TV: ESPN+

Video Stream: ESPN+

Greg Rakestraw (xpx) / Lance Scheib (analyst)

Audio: IUPUIJags.com

Live Stats: IUPUIJags.com

Twitter: @IUPUIJaguars / @IUPUIMensBball

## MBB CONTACT

Ed Holdaway - IUPUI Assistant AD

Email: eholdawa@iupui.edu

Twitter: @EdHoldaway

Cell: 317-908-2645

'03 NCAA TOURNAMENT, 2010 CBI, 2019 CIT

## IUPUI (6-19, 2-10 HL) vs. MILWAUKEE (11-13, 6-6 HL)

Saturday, February 8, 2020 • 12:00 p.m. • Indianapolis, Ind. • Indiana Farmers Coliseum (6,800)





## STAT BREAKDOWN

IUPUI	MKE
70.0 / 78.6	71.3 / 71.6
PPG / Opp. PPG	
-8.6	-0.3
Scoring Margin	
.415 / .453	.408 / .432
FG% / Opp. FG%	
36.1 (-2.9)	37.0 (-0.7)
RPG (Margin)	
.340 / .362	.314 / .352
3FG% / Opp. 3FG%	
.644	.699
FT%	
13.4	12.3
Assists/G	
14.2 (-1.4)	13.4 (+2.3)
TO/G (Margin)	
318 / 332 / 333	246 / 245 / 258
NET / KenPom / BPI	

## SERIES BREAKDOWN

Overall:	5-6
Rimm vs. GB:	0-1
in Milwaukee:	2-5
at IUPUI:	3-1
neutral:	0-0
Last Meeting:	Jan. 3, 2020
Outcome:	Milwaukee 78, IUPUI 74 (at Milwaukee)
Streak:	Milwaukee has won 1

## THE JAGUARS



### PROBABLE STARTERS

No.	Name	Yr.	Pos.	Ht.	Hometown	PPG	RPG	APG	FG%	3FG%	FT%
0	Jaylen Minnett	Jr.	G	6-1	Terre Haute, Ind.	16.3	3.1	3.4	.372	.366	.826
14	Marcus Burk	Jr.	G	6-3	Indianapolis, Ind.	20.6	3.6	1.9	.440	.387	.774
23	Grant Weatherford	Jr.	G	6-2	Cicero, Ind.	8.9	5.0	2.8	.430	.364	.600
11	Brandon Kenyon	So.	F	6-10	Caledonia, Ontario	2.0	1.1	0.1	.375	.200	.727
32	Elijah Goss	Jr.	F	6-7	Bolingbrook, Ill.	8.9	11.6	0.8	.486	.000	.537

### OFF THE BENCH

1	Jakoby Kemp	Jr.	F	6-8	Layton, Utah	0.9	0.9	0.1	.231	.000	---
2	Jamil Jackson Jr.	Jr.	G/F	6-6	Minneapolis, Minn.	3.6	1.3	0.5	.270	.200	.667
10	Mike DePersia	Fr.	G	5-11	Cherry Hill, N.J.	2.4	2.3	2.6	.304	.071	.500
12	Marlon Taylor	R-Fr.	G/F	6-5	South Bend, Ind.	0.3	0.4	0.1	.333	---	---
13	Isaiah Williams	Jr.	G/F	6-8	Dayton, Ohio	8.0	4.4	1.3	.419	.364	.538
15	Taveion White	Fr.	F	6-7	Prosper, Texas	1.0	1.0	0.1	.667	---	.400
20	Sawyer Stoltz	Fr.	F	6-9	Huntington, Ind.	0.0	0.4	0.2	.000	---	---
30	Zo Tyson	Gr.	F	6-9	Fayetteville, N.C.	3.2	2.7	0.4	.609	---	.667

## QUICK HITTERS

- Both **Jaylen Minnett** (4th - 85 total) and **Marcus Burk** (12th - 74 total) rank among the nation's elite in total 3s made. The duo is tops nationally for combined 3s made (159), one ahead of the UTSA tandem of Jhivvan Jackson and Keaton Wallace (158). Minnett owns the nation's second-longest active streak for games with a three made, having connected for at least one in 61 straight games, dating back to the end of his freshman year. Minnett tallied his 1,000th career point against Green Bay on Feb. 6 as part of a career-high 32 point effort, becoming the 24th member in school history and 16th to do so in three seasons or less.
- Junior **Elijah Goss** has emerged as a monster on the glass, including grabbing a school record 21 rebounds against IU South Bend on Dec. 10, surpassing the previous mark by a single board. Goss ranks No. 5 nationally at 11.5 rebounds per game and is No. 1 nationally in total rebounds (291). He has led IUPUI in rebounding in 22 of 25 games, including 18-in-a-row entering today's contest. In league play, he's averaging a league best 14.1 per game.
- Junior **Marcus Burk** tallied his 1,000th collegiate point in the first half of the Jaguars' win over Purdue Fort Wayne. Burk tallied 776 in his two seasons at Campbell and has 516 this season, giving him 1,292 career points. Burk was recently named the Horizon League Nike Player of the Week after averaging 32.0 points, 6.5 rebounds and 3.0 assists per game, including a career-high 39 points (12-24 FG, 8-15 3's, 7-10 FT) in the overtime win at Oakland on Saturday (Jan. 25).
- IUPUI is coming off a 16-17 campaign, having made the program's third postseason berth during the Division I era by earning a spot in the 2019 College Insider Tournament. The Jaguars' 16 wins were the program's most since going 19-14 in the 2010-11 in head coach Ron Hunter's final season at IUPUI.
- Head Coach **Byron Rimm II** took over on an interim basis earlier this year, replacing Jason Gardner, who spent five years at the helm of the program. Rimm boasts 14 years of head coaching experience, including 10 years at Prairie View A&M from 2006-2016 as he racked up 115 victories and is the program's all-time winningest head coach. He originally joined the Jaguars' staff just prior to last season as IUPUI's Associate Head Coach.
- IUPUI has players from nine different states/provinces this season, with five hailing from the Hoosier State. All total, IUPUI has players this year from Indiana, Illinois, Minnesota, New Jersey, North Carolina, Ohio, Ontario, Texas and Utah.

## 2019-2020 ROSTER

### NUMERIC ROSTER

##	Name	Pos.	Ht.	Wt.	Yr.	Hometown/High School (Previous)
0	Jaylen Minnett	G	6-1	180	Jr.	Terre Haute, Ind./Terre Haute South
1	Jakoby Kemp	F	6-8	190	Jr.	Layton, Utah/Layton (Salt Lake C.C.)
2	Jamil Jackson Jr.	G/F	6-6	190	Jr.	Minneapolis, Minn./Minneapolis North (Southern Utah)
10	Mike DePersia	G	5-11	170	Fr.	Cherry Hill, N.J./Haddonfield Memorial
11	Brandon Kenyon	F/C	6-10	225	So.	Caledonia, Ontario/RISE Prep
12	Marlon Taylor	G/F	6-5	220	R-Fr.	South Bend, Ind./Riley (Indiana State)
13	Isaiah Williams	G/F	6-8	225	Jr.	Dayton, Ohio/Stivers School for the Arts (Pensacola St.)
14	Marcus Burk	G	6-3	205	Jr.	Indianapolis, Ind./Franklin Central
15	Taveion White	F	6-7	190	Fr.	Prosper, Texas/PHS Academy
20	Sawyer Stoltz	F	6-9	200	Fr.	Huntington, Ind./Huntington North
23	Grant Weatherford	G	6-2	195	Jr.	Cicero, Ind./Hamilton Heights (Midland College)
30	Zo Tyson	F	6-9	195	Gr.	Fayetteville, N.C./Trinity Christian (Colorado State)
32	Elyjah Goss	F	6-7	195	Jr.	Bolingbrook, Ill./Plainfield East

### ROSTER BREAKDOWNS

#### BY CLASS-

**Freshmen:** 4  
**Juniors:** 7

**Sophomores:** 1  
**Seniors:** 1

#### BY PRIMARY POSITION-

**Guards:** 7  
**Centers:** 0

**Forwards:** 6

#### BY HOME STATE-

**Indiana:** 5  
**Minnesota:** 1  
**North Carolina:** 1  
**Ontario:** 1  
**Utah:** 1

**Illinois:** 1  
**New Jersey:** 1  
**Ohio:** 1  
**Texas:** 1

### PRONUNCIATION GUIDE

**ELYJAH** Goss

(same as Elijah)

Jaylen **MINNETT**

(min-**NET**)

**TAVEION** White

(**TAY**-vee-on)


## RADIO / TV ROSTER



**#0 - JAYLEN MINNETT**  
6-1 // Jr. // G  
Terre Haute, Ind.  
*Sports Management*




**#1 - JAKOBY KEMP**  
6-8 // Jr. // F  
Layton, Utah  
*General Studies*




**#2 - JAMIL JACKSON JR.**  
6-6 // Jr. // G/F  
Minneapolis, Minn.  
*General Studies*




**#10 - MIKE DePERSIA**  
5-10 // Fr. // G  
Haddonfield, N.J.  
*Biomedical Engineering*



**#11 - BRANDON KENYON**  
6-10 // Soph. // F/C  
Caledonia, Ontario  
*Criminal Justice*



**#12 - MARLON TAYLOR**  
6-5 // R-Fr. // G/F  
South Bend, Ind.  
*Pre-Engineering*




**#13 - ISAIAH WILLIAMS**  
6-8 // Jr. // G/F  
Dayton, Ohio  
*General Studies*




**#14 - MARCUS BURK**  
6-3 // Jr. // G  
Indianapolis, Ind.  
*General Studies*



**#15 - TAVEION WHITE**  
6-7 // Fr. // F  
Prosper, Texas  
*Business*



**#20 - SAWYER STOLTZ**  
6-9 // Fr. // F  
Huntington, Ind.  
*Biology*



**#23 - GRANT WEATHERFORD**  
6-2 // Jr. // G  
Cicero, Ind.  
*General Studies*



**#30 - ZO TYSON**  
6-9 // Gr. // F  
Fayetteville, N.C.  
*Sports Journalism*

**Interim Head Coach:** Byron Rimm II, 1st season (2nd year at IUPUI)

**Assistant Coach:** Matt Dunn, 2nd season


**Assistant Coach:** Isaac Loechle, 2nd season

**Assistant Coach:** Brian Burton, 1st season

**Director of Operations:** Aaron Evans, 1st season

**Strength & Conditioning Coach:** Jason Quarles, 6th season

**Athletic Trainer:** Joseph Medel, 1st season



**#32 - ELYJAH GOSS**  
6-7 // Jr. // F  
Bolingbrook, Ill.  
*Sports Management*



## POLLS

### ASSOCIATED PRESS

Week 14 - Feb. 3

Rank	Team (1st)
1.	Baylor (49)
2.	Gonzaga (15)
3.	Kansas (1)
4.	San Diego State
5.	Louisville
6.	Dayton
7.	Duke
8.	Florida State
9.	Maryland
10.	Villanova
11.	Auburn
12.	Seton Hall
13.	West Virginia
14.	Oregon
15.	Kentucky
16.	Michigan State
17.	Iowa
18.	LSU
19.	<b>Butler</b>
20.	Illinois
21.	Creighton
22.	Penn State
23.	Arizona
24.	Colorado
25.	Houston

### COACHES

Week 14 - Feb. 3

Rank	Team (1st)
1.	Baylor (20)
2.	Gonzaga (12)
3.	Kansas
4.	San Diego State
5.	Louisville
6.	Dayton
7.	Duke
8.	Florida State
9.	Maryland
10.	Auburn
11.	West Virginia
12.	Villanova
13.	Seton Hall
14.	Michigan State
15.	Oregon
16.	Kentucky
17.	Iowa
18.	LSU
19.	<b>Butler</b>
20.	Penn State
21.	Illinois
22.	Creighton
23.	Arizona
24.	Colorado
25.	Houston

## MID-MAJOR TOP 25

February 3

Rk	Team (1st)	Record	Pts.	Prev.	Conf.
1.	Gonzaga (31)	23-1	775	1	West Coast
2.	Yale	16-4	712	3	Ivy League
3.	Northern Iowa	19-3	697	5	Missouri Valley
4.	Saint Mary's	19-5	695	2	West Coast
5.	ETSU	19-4	636	4	Southern
6.	Liberty	21-3	605	7	ASUN
7.	Furman	18-5	567	8	Southern
8.	Stephen F. Austin	19-3	524	9	Southland
9.	UNCG	17-6	519	6	Southern
10.	BYU	17-7	515	13	West Coast
11.	New Mexico State	17-6	434	14	Western Athletic
12.	<b>Wright State</b>	<b>19-5</b>	<b>377</b>	<b>10</b>	<b>Horizon</b>
13.	Murray State	17-5	329	19	Ohio Valley
14.	Kent State	16-6	326	16	Mid-American
15.	Bowling Green	17-5	324	18	Mid-American
16.	Akron	16-4	303	12	Mid-American
17.	Austin Peay	16-7	295	21	Ohio Valley
18.	Vermont	17-6	200	20	America East
19.	Little Rock	17-7	176	25	Sun Belt
20.	Colgate	17-6	152	15	Patriot
21.	Winthrop	16-7	146	24	Big South
22.	Santa Clara	18-6	132	17	West Coast
23.	Harvard	13-6	111	11	Ivy League
24.	Hofstra	14-7	96	NR	Colonial
25.	William & Mary	16-8	81	23	Colonial

## HORIZON LEAGUE PRESEASON POLLS

### PL. School (1st-place) - Votes

1.	Wright State (28) - 350
2.	Northern Kentucky (5) - 295
3.	UIC (1) - 280
4.	Oakland (1) - 229
5.	Green Bay - 207
6.	Youngstown State - 186
7.	Milwaukee - 146
8.	Detroit Mercy - 133
9.	<b>IUPUI - 92</b>
10.	Cleveland State (1) - 62

**Preseason POTY:** Antoine Davis, Detroit Mercy

### First Team (alphabetical order by school)

Antoine Davis, Detroit Mercy  
Jalen Tate, Northern Kentucky  
Xavier Hill-Mais, Oakland  
Tarkus Ferguson, UIC  
Loudon Love, Wright State

### Second Team (alphabetical order by school)

JayQuan McCloud, Green Bay  
Tyler Sharpe, Northern Kentucky  
Marcus Ottey, UIC  
Bill Wampler, Wright State  
Darius Quisenberry, Youngstown State

## HORIZON LEAGUE

### HORIZON LEAGUE STANDINGS

through games on Feb. 7

Team	Overall (Pct.)	HL (Pct.)
Wright State .....	20-5 (.800)	10-2 (.833)
Northern Ky.....	16-7 (.696)	8-3 (.727)
Green Bay.....	12-13 (.480)	7-5 (.583)
Youngstown State.....	13-11 (.542)	6-5 (.545)
Milwaukee.....	11-13 (.458)	6-6 (.500)
UIC .....	11-14 (.440)	6-6 (.500)
Cleveland State.....	9-15 (.375)	5-6 (.455)
Detroit Mercy .....	6-18 (.250)	4-7 (.364)
Oakland .....	8-15 (.348)	3-7 (.300)
<b>IUPUI.....</b>	<b>6-19 (.240)</b>	<b>2-10 (.167)</b>

### HORIZON LEAGUE SCHEDULE

Date	Game	Time
2/8	*Milwaukee at IUPUI	12pm
	*Green Bay at UIC	4pm
	*Cleveland St. at Youngstown St.	6pm
	*Detroit Mercy at Northern Ky.	7pm
	*Oakland at Wright St.	7pm
2/13	*Cleveland St. at Oakland	7pm
	*Youngstown St. at Detroit Mercy	7pm
2/14	*IUPUI at Northern Ky.	7pm
	*UIC at Wright St.	9pm
2/15	*Cleveland St. at Detroit Mercy	1pm
	*Youngstown St. at Oakland	3pm
	*Green Bay at Milwaukee	7pm
2/16	*UIC at Northern Ky.	2pm
	*IUPUI at Wright St.	2pm
2/20	*Wright St. at Youngstown St.	7pm
	*Northern Ky. at Cleveland St.	7pm
2/21	*Green Bay at Detroit Mercy	7pm
	*Milwaukee at Oakland	8pm
2/22	*Northern Ky. at Youngstown St.	2pm
	*Wright St. at Cleveland St.	3pm
	*IUPUI at UIC	4:12pm
2/23	*Milwaukee at Detroit Mercy	1pm
	*Green Bay at Oakland	3pm
2/27	*Oakland at IUPUI	7pm
	*Youngstown St. at Green Bay	8pm
	*Cleveland St. at Milwaukee	8pm
	*Detroit Mercy at UIC	8pm
2/28	*Wright St. at Northern Ky.	7pm
2/29	*Detroit Mercy at IUPUI	12pm
	*Oakland at UIC	4:12pm
	*Cleveland St. at Green Bay	8pm
	*Youngstown St. at Milwaukee	8pm

### IUPUI IN HORIZON LEAGUE STATS

through games on Feb. 7 [denotes NCAA ranking]

Category	HL [Nat Rk.]	Stat
Scoring .....	6th .....	70.0 ppg
Scoring Defense.....	9th .....	78.6 ppg
Scoring Margin.....	10th .....	-8.6 ppg
Rebounding Margin .....	10th .....	-2.9 rpg
Field Goal % .....	7th .....	41.5%
3Pt Field Goal % .....	4th .....	34.0%
Free Throw % .....	10th .....	64.4%
Assists .....	6th .....	13.4 apg
Turnovers.....	7th .....	14.2 to/g
Turnover Margin.....	8th .....	-1.44 to/g
Assist/TO Ratio .....	5th .....	0.95 a/to
Blocked Shots.....	7th .....	2.76 bpg
Steals .....	5th .....	6.32 spg
Offensive Rebounds.....	4th .....	11.5 rpg
Defensive Rebounds....	9th .....	24.6 rpg
Home Attendance.....	10th .....	1,228/gm
Category	Rank	Stat
<b>Scoring</b>		
Burk	2nd	20.6 ppg
Minnett	3rd	16.3 ppg
<b>Rebounding</b>		
Goss	1st	11.6 rpg
Weatherford	18th	5.0 rpg
<b>FG Percentage</b>		
Burk	4th	44.0%
Minnett	9th	37.2%
<b>Assists</b>		
Minnett	9th	3.4 apg
Weatherford	12th	2.8 apg
DePersia	14th	2.6 apg
<b>FT Percentage</b>		
Burk	8th	77.4%
<b>Steals</b>		
Weatherford	7th	1.4 spg
Burk	14th	1.2 spg
Minnett	16th	1.2 spg
<b>3FG Percentage</b>		
Burk	1st	38.7%
Minnett	2nd	36.6%
<b>3FG Made</b>		
Minnett	2nd	3.4/game
Burk	3rd	3.0/game
<b>Blocked Shots</b>		
Goss	3rd	1.2 bpg
<b>Assist-to-Turnover Ratio</b>		
Minnett	7th	1.4 a/to
<b>Offensive Rebounds</b>		
Goss	2nd	3.9 rpg
<b>Defensive Rebounds</b>		
Goss	1st	7.8 rpg
<b>Minutes</b>		
Minnett	4th	34.6 mpg
Burk	5th	34.3 mpg
Weatherford	6th	34.2 mpg
<b>20-Point Games</b>		
Burk	2nd	13 total
Minnett	t-11th	5 total
<b>Double Digit Rebound Games</b>		
Goss	1st	16 total
<b>Double-Doubles</b>		
Goss	1st	10 total

## LOTS O' KIDS

IUPUI packed in more than 2,000 third-graders at Thursday's 3rd annual NCAA 'Readers Are Leaders' game to celebrate a yearlong partnership and commitment to reading. IUPUI is now 2-1 in the 'Readers Are Leaders' games and have upped the attendance number in each of the three years. Below are the results from the three events.

Feb. 6, 2020 - Green Bay 91, IUPUI 85 // attendance 2,394

Jan. 24, 2019 - IUPUI 73, Oakland 71 // attendance 2,285

Feb. 23, 2018 - IUPUI 66, Wright State 56 // attendance 2,263

## NATIONAL LEADERS

Entering this week, IUPUI boasts some big time numbers on a national scale, including the nation's top three-point shooting backcourt and rebounder.

-The backcourt duo of Jaylen Minnett (85) and Marcus Burk (74) have combined to make more threes than any other tandem in the country at 159, one ahead of the UTSA duo of Jhivvan Jackson (92) and Keaton Wallace (66).

-Junior Elijah Goss is tops in the nation, having collected 291 rebounds this season, two ahead of Drexel's James Butler's 289. He ranks No. 5 nationally (tops in the HL) with 11.5 rebounds per game.

-In addition, Minnett owns the nation's 2nd longest active streak (Horizon League record and 6th all-time longest in NCAA D1 history) of games with at least one three made at 61 straight games.

## SEEING 30-30

The IUPUI duo of Marcus Burk and Jaylen Minnett have hit some rare air on two different occasions this season, each scoring 30 points in a single-game twice this season. The feat has been accomplished just three times all year, and twice by IUPUI's top scorers.

Jan. 23 - Austin Peay vs. Tennessee St. - Terry Taylor (37 pts) & Jordyn Adams (37 pts)

Jan. 25 - IUPUI at Oakland - Marcus Burk (39 pts) & Jaylen Minnett (30 pts)

Feb. 6 - IUPUI vs. Green Bay - Marcus Burk (33 pts) & Jaylen Minnett (32 pts)

It marked the first time in the program's Division I era (1998-present) that two IUPUI players tallied 30 or better in the same game.

## BURK HONORED

Not unexpectedly, Burk earned his second Nike #HLMBB Player of the Week award on Jan. 27 after averaging 32 points, 6.5 rebounds and 3 assists per game and connecting on 13 threes in two contests last week. Burk's 39 points at Oakland were the most by a Horizon League player this season and it came on the heels of his first career double-double at Detroit Mercy on Thursday, when he totaled 25 points and 10 boards.

## DUELING DOUBLE-DUBS

Both Marcus Burk (25 pts, 10 reb) and Elijah Goss (15 pts, 12 reb), had double-doubles in the Jan. 23 loss at Detroit Mercy. It marked the 1st time two IUPUI players had a double-double in the same game since Jan. 2, 2014 when Donovan Gibbs (32 pts, 11 reb) and Khufu Najee (11 pts, 11 reb) both had double-doubles in a win over Judson.

## BETTER THAN ALL THE REST

IUPUI's early season win at South Florida (70-53 on Nov. 13) was widely considered the best non-conference victory by a Horizon League team this season. The Jags entered play as a 17-point underdog before defeating the AAC foe by 17 points. In addition, it was IUPUI's first-ever victory over an AAC opponent in program history.

## IN LEAGUE PLAY

Through 12 Horizon League games, here are some numbers that jump out.

-Offensively, IUPUI is ranked fourth in the league in scoring at 75.3 points per game, but yielding a league-worst 82.6 points per game. Foes are shooting 45.1 percent against the Jags and a league-best 39.9 percent from three-point range and averaging 9.6 made threes per game.

-Burk leads the league in scoring at 22.8 points per game while Minnett is third at 19.4 points per game. Minnett leads the league in threes made (3.9/game) and three-point percentage (37.9%) while Burk is second in percentage (34.4%) and third in makes (2.8/game). Goss leads the league in rebounding at 14.1 rebounds per game and with six double-doubles.

-Freshman Mike DePersia has 42 assists against just 14 turnovers in league games and is second in the league with a 3.00 assist-to-turnover ratio. As a team, IUPUI has 187 assists against 154 turnovers for a 1.21 a/t/o ratio, ranking fourth best in the league. However, IUPUI opponents have a robust 1.46 a/t/o ratio in league games.

-Four IUPUI players - Burk (3rd - 37.3), Weatherford (4th - 36.8), Minnett (5th - 36.3) and Goss (7th - 35.3) - rank among the league's top 10 in minutes played in league play.

## THE BEST ABILITY...

...is availability. IUPUI players have struggled to stay healthy and available this season as only five players - Burk, Minnett, DePersia, Goss and Weatherford - have played all 25 games. Redshirt freshman Marlon Taylor is the only other IUPUI player who has been available for all 25 games.

## MR. 1,000

Junior Marcus Burk netted his 1,000 collegiate point in the Dec. 14 win over Purdue Fort Wayne with a three-point play at the 12:57 mark of the first half. Burk, an Indianapolis-native, tallied 776 in two seasons at Campbell and now has 516 this

season, giving him 1,292 in his collegiate career.

Here are some more tidbits on Burk:

-Burk has been IUPUI's top offensive player all season, ranking No. 2 in the Horizon League in scoring (20.6 ppg) and third in the league in threes made (3.00/gm). He also ranks tops in the league in three-point percentage at 38.7 percent.

-Burk has three 30-point games this season, including a career-high 39 at Oakland (12-24 FG, 8-15 3's, 7-10 FT) on Jan. 25.

-While Burk is averaging just over 20 points per game, no IUPUI player has averaged 20 points per game for an entire season since Alex Young averaged 20.4 points per game in 2011-12. Only three players - Odell Bradley (23.1, 2003-04), George Hill (21.5, 2007-08) and Young (20.4, 2011-12) - have averaged better than 20 points per game during the Jaguars' Division I era.

## NO. 0 HITS 1,000

Junior Jaylen Minnett became the 24th player in program history to achieve 1,000 career points in an IUPUI uniform on Feb. 6 as part of a career-high 32-point effort. Minnett enters today's game with 1,016 career points and would be the 16th player to achieve the mark in three seasons or less.

He's also recently moved into third on the program's all-time list in threes made:

1.) Brandon Cole	238	2002-06
2.) Rodney Thomas	215	1996-00
3.) Jaylen Minnett	214	2017-pres.
4.) Carlos Knox	208	1994-98
5.) Alex Young	202	2008-12

Some other tidbits on Minnett include:

-He currently owns the nation's **second-longest streak** of consecutive games with at least one made three at 61 games... Minnett made at least one trey in all 33 games last season and the final three games of the 2017-18 season... the last time Minnett went without a three in a game was against Oakland on Feb. 19, 2018 when he was held without a triple in 14 minutes.

Here's the list of the longest streaks of threes made in NCAA Division I history:

1.) Cory Bradford (Illinois)	ended Feb. 10, 2001	88 straight games / B10 record
2.) Wally Lancaster (Va. Tech)	ended 1989	73 straight games / ACC record
3.) Mack Smith (Eastern Ill.)	active streak ended 2014	71 straight games / OVC record
4.) Marshall Henderson (Ole Miss)	ended 2014	66 straight games / SEC record
5.) Justin Jaworski (Lafayette)	ended 2020	64 straight games / Patriot record
6.) Jaylen Minnett (IUPUI)	active streak ended 2018	61 straight games / HL record
t-7.) Fletcher Magee (Wofford)	ended 2018	60 straight games / SoCon record
t-7.) Pat Bradley (Arkansas)	ended 1998	60 straight games
t-9.) Tyler Hall (Montana St.)	ended 2017	59 straight games
t-9.) John Lucas III (Oklahoma St.)	ended 2005	59 straight games / Big 12 record
t-9.) John Jenkins (Vanderbilt)	ended 2012	59 straight games

-Minnett's 78 3's made last season was the 7th-highest single-season total in IUPUI history and his 85 this season is the fifth-most in school history.

-His 7.1 ppg scoring average as a freshman in 2017-18 was the highest by an IUPUI rookie since Alex Young average 10.8 points per game in 2008-09.

-His 51 made 3's in 2017-18 were the most by an IUPUI freshman in the program's Division I era (1998-present).

## MR. WINDEX

Junior Elijah Goss currently **leads the Horizon League** and ranks No. 6 nationally in rebounding at 11.5 per contest. He owns five of the seven highest single-game totals in the Horizon League this season, including grabbing a school record 21 against IUSB (Dec. 10), 18 against Youngstown State (Dec. 28) and at Oakland (Jan. 25) and 17 rebounds twice. His 21 boards against IUSB is tied for the fourth-highest single-game total in NCAA Division I this season.

All total, Goss has led the Jaguars in rebounds in 22 of the team's 25 games and 18-in-a-row.

Five games into this season, he was averaging 6.0 rebounds per game, but has since grabbed at least 10 boards in 16 of the Jaguars' 20 games.

In league play, Goss leads the league in rebounding (14.1 rpg) and has seven double-doubles in 12 games and grabbed double-digit boards in every league contest.

Goss now has 13 career double-doubles, including 10 this season.

## SPLASH BROTHERS

IUPUI's version of the Splash Brothers - Marcus Burk and Jaylen Minnett - is on pace to reach unprecedented heights.

Burk leads the league in percentage (38.7%) and is third in threes made at 3.0/game. Minnett is second in threes made (3.4/game) and three-point percentage (36.6%). By hitting a combined 6.4 threes/game, the duo is tops in the league and **leads the country with 159 combined makes**.

Burk is fifth among active juniors (36th among all players) in college basketball with 232 career treys and Minnett is seventh on that list (55th overall) with 214 makes.

## TOP GUNS

Burk and Minnett are accounting for the bulk of the Jaguars' offense, having taken 52 percent of the team's field goal attempts (778 of 1503) and 74 percent of the team's three-point attempts (423 of 574). In addition, the duo has accounted for 53 percent (924 of 1751) of the team's total points.

## STORY TELLER

In IUPUI's six wins this season, the Jags have held opponents to 37 percent shooting overall and 28 percent from three-point range while making 7.7 threes per game.

In the Jaguars' 19 losses, foes have shot 48 percent overall and 39 percent from beyond the arc while making 9.3 threes per game. Nine of the 19 opponents to have beaten the Jags have shot 50 percent or better from the floor.

## FREEBIES

IUPUI enters play ranked 326th of 350 teams in free throw percentage at 64.4 percent, which is on pace to be the lowest mark in the program's Division I era. The current low mark was a 65.4 percentage for the 2008-09 season. The lowest single-season

## BASKETBALL CENTRAL

IUPUI will be a big part of the center of the college basketball universe this March as the 2020 Horizon League Championships will be played at the Indiana Farmers Coliseum on Mar. 9-10 and the department will later serve as institutional co-host of an NCAA Men's Basketball Regional at Lucas Oil Stadium on Mar. 26-28, alongside the Horizon League and Indiana Sports Corporation.

Both the men's and women's Horizon League Semifinals (Mar. 9) and Championship games (Mar. 10) will be played at Indiana Farmers Coliseum as 2020 marks the first of a three-year rotation.



## NEWS, NOTES & STORYLINES (CONT.)

mark on record in program history was a 62.7 percentage in the 1976-77 campaign.

### ...HOWEVER

Since the Dec. 28 Youngstown State loss in which IUPUI made just 12-of-28 (42.9 percent) at the foul line, IUPUI has been efficient at the stripe. Since then, IUPUI is a combined 167-of-235 (71 percent) in the last 11 games.

### FULL 40

Junior Jaylen Minnett's 40-minute effort at Green Bay on Jan. 5 was the first full 40 posted by an IUPUI player in a non-overtime game since Marcellus Barksdale played all 40 minutes at Western Illinois on Mar. 1, 2014.

### STARTERS DOING IT ALL

Head coach Byron Rimm has shown a reluctance to delve too deeply into his bench as IUPUI reserves accounted for just 10.2 points per game this season. IUPUI is getting less than 15 percent of its points from reserves and has had 12 games in which the bench has provided fewer than 10 points. The IUPUI bench has outscored the opposition's just twice this season.

The Jags' bench has scored a season-high 19 points on three different occasions.

### GRADE CHECKS

Six different Jaguars posted a grade point average of 3.0 or better during the fall - Mike DePersia, Elyjah Goss, Brandon Kenyon, Sawyer Stoltz, Grant Weatherford and Taveion White. Weatherford, who is pursuing his Master's degree in Organizational Leadership, had the team's top GPA for the fall at 3.67. Kenyon and Weatherford were recently named to the Horizon League's Academic Honor Roll for the fall semester.

### LARGE CLASS

IUPUI entered the season with an eight-man junior class eligibility wise, tying for the eighth largest class in all of college basketball. Below are the lists of largest classes.

- 11 total: Navy (freshman class), Utah (freshman class)
- 10 total: Air Force (freshman class), TCU (freshman class)
- 9 total: Colorado (jr. class), CSU Bakersfield (jr. class), Middle Tenn. (jr. class)
- 8 total: Idaho (jr. class), IUPUI (jr. class)

### FAMILY TIES

-DePersia comes from a notable basketball family in the state of New Jersey and he and his brothers - twins Rob and Nick - are one of just four sets of siblings in NJ high school basketball history to have all scored 1,000 points in their high school careers. DePersia led his Haddonfield squad to back-to-back state titles his junior and senior seasons. His two brothers went on to play collegiately at Rowan University and were named the Albert Carino Boys Basketball Club of South Jersey Small College Players of the Year last April while playing for former Penn State standout Joe Crispin. Rob recently joined the Villanova program as a graduate assistant.

-Kemp's older brother is a WR with the Kansas City Chiefs, Marcus Kemp. Kemp played at the University of Hawaii and is now in his second season with the Chiefs, having joined the team as an undrafted free agent in 2017.

### PRO NOTES

In addition to the success that former IUPUI Jaguar George Hill is continuing to have in his 12th NBA season, IUPUI presently has seven former players playing professionally all over the world.

George Hill / Milwaukee Bucks (NBA); Darell Combs / Mgzavrebi (Georgia Superleague); Alex Young / Al Ahly (Egyptian Superleague); Ahmed Ismail / Al Ahly (Egyptian Superleague); D.J. McCall / Fort Wayne Mad Ants (G-League); Robert Glenn / H.Galilee (Israeli National League); Maurice Kirby / Shoot it Dragon (Thailand TBL)

### AT THE HORN

Winning games at the horn has been a staple of recent IUPUI squads. In the past five seasons, IUPUI has won five games in the closing seconds, including three as time expired:

- P.J. Boutte - 15' floater at the horn vs. Ball State (71-69 / Nov. 22, 2014)
- Marcellus Barksdale - layup at the horn at IPFW (84-82 / Jan. 23, 2016)
- Jordan Pickett - wing 3 with :02 vs. NDSU (73-72 / Jan. 31, 2016)
- Darell Combs - wing J with :01.5 vs. SDSU (85-83 / Jan. 18, 2017)
- Evan Hall - layup at the horn vs. Milwaukee (72-71 / Jan. 10, 2018)

### 21 UP

Last February, Hall of Famer Matt Crenshaw became just the 3rd player in school history to have his jersey retired, joining #34 Carlos Knox and #3 George Hill, in the rafters.

Crenshaw finished as the program's all-time leader in assists and hit the game-winning shot in the 2003 Mid-Continent Conference Tournament to send IUPUI to the NCAA Tournament. He later played overseas and returned to IUPUI as a longtime member of the coaching staff before joining the Ball State coaching staff just prior to the start of last season.

Hill was among those to attend the festivities.



### HUNTER TO THE HALL

Longtime IUPUI head coach Ron Hunter was inducted as part of the Jaguars' Hall of Fame Class of 2019 last February.

Hunter, now the head coach at Tulane University, guided the IUPUI basketball program from 1994-2011 and is the program's all-time leader in wins (275), winning percentage (.557), games coached (494), winning seasons (11) and 20-win seasons (4). He guided IUPUI to its only ever NCAA Division I NCAA Tournament appearance in 2003. Led by future NBAer George Hill, his 2007-08 team won a school record 26 games and two years later, his team went 25-11 and collected the program's first-ever Division I postseason win. He was a two-time league Coach of the Year and clearly elevated the program during his tenure.

He earned national acclaim for his work with Samaritan's Feet as the first in the country to coach a game in his bare feet in January 2008 to raise awareness for those in need. He later personally delivered shoes to individuals in Peru and Costa Rica. He collected numerous honors for his philanthropic work including being named a 2008 ABC News Person of the Year, the 2010 Indiana Pathfinder Award recipient and an NABC Guardians of the Game Pillar Award for Service.

## UNIVERSITY QUICK FACTS

<b>Location</b>	Indianapolis, Ind.
<b>Founded</b>	1969
<b>Nickname</b>	Jaguars
<b>Colors</b>	Red, gold & black
<b>Enrollment</b>	30,000
<b>Affiliation</b>	NCAA Division I
<b>Conference</b>	The Horizon League
<b>Home Facility (Cap.)</b>	Indiana Farmers Coliseum (6,800)
<b>Chancellor</b>	Dr. Nasser Paydar
<b>Athletics Director</b>	Dr. Roderick Perry
<b>Website</b>	www.IUPUIJags.com
<b>Twitter</b>	@IUPUIJaguars
<b>Athletics Phone</b>	(317) 278-5247
<b>Mailing Address</b>	1000 Waterway Blvd. Indianapolis, IN 46202

## BASKETBALL HISTORY

<b>First Yr. of basketball</b>	1972
<b>Seasons of basketball</b>	48th
<b>Seasons of Division I basketball</b>	22nd
<b>Division I (1998-pres.) Record</b>	275-302 (.477)
<b>NCAA Appearances</b>	1
<b>Last NCAA Appearance</b>	2003
<b>Last Postseason Appearance</b>	2019 (CIT - First Round)

## UNIVERSITY NOTES

### ABOUT THE UNIVERSITY

IUPUI is a public research university located in downtown Indianapolis that is the result of a merger of the Purdue Indianapolis Extension Center (1946) and Indiana University Indianapolis (1916). The merger was completed in 1969 and athletics began in 1972.

The university offers more than 200 degree programs and boasts an enrollment over 30,000 (22,000 undergrad and 8,000 postgrad). The university also boasts an endowment of more than \$850 million.

The university is ranked among the Top 200 "National Universities" and ranked 7th for "Up and Coming Schools." U.S. News has ranked IUPUI among the nation's elite for 13 straight years.

All total, the campus covers 509 acres and is located along Indy's Cultural Trail. IUPUI includes the nation's largest nursing school, the second largest medical school in the country, the only dental school in the state, and the country's oldest school of physical education. IUPUI is among the top 20 campuses in the nation for graduate professional degrees conferred

### ATHLETIC PROWESS

IUPUI was a primary beneficiary of the 1987 Pan-American Games in Indianapolis and continues to boast some world renowned facilities.

The IU Natatorium is located on the IUPUI campus and is among the best swimming & diving facilities in the world. It has hosted the U.S. Olympic Team Trials four different times and 12 NCAA National Championship meets. In addition, the 2017 World Juniors were held at IUPUI and 16 world records have been set in the Natatorium water.

Adjacent west is the Michael A. Carroll Track & Soccer Stadium which has hosted several USA Outdoor Track & Field Championships and NCAA Championships, along with the 1988 US Olympic Trials. Florence Griffith-Joyner set the 100m world record of 10.49 on the track.

In basketball circles, IUPUI is best known as the long-time host of the Nike All-American Camp, which was held on campus for two decades. The nation's top prep players and coaches from every level converged on campus for two weeks each summer in what was considered the elite college recruiting event of the year. Alum included LeBron James, Chris Webber, Allen Iverson, Kevin Garnett, Jason Kidd and Paul Pierce, among many others.

### GEORGE HILL

IUPUI's best known basketball alum is current NBAer George Hill, who is in his 12th year in the league this season. Hill was originally drafted by the San Antonio Spurs (1st rd., 26th overall) in 2008.

He's played for the Spurs (2008-11), Indiana Pacers (2011-16), Utah Jazz (2016-17), Sacramento Kings (2017-18), Cleveland Cavaliers (2018) and Milwaukee Bucks (2018-pres.). He's played in more than 700 regular season games, making nearly 450 career starts and averaging 11.2 points per game in his NBA career.

Entering this season, he's played in 117 career playoff games, starting 90 times and averaging 12.3 points per game.





# 2019-2020 MISCELLANEOUS STATISTICS

## IUPUI'S RECORD WHEN...

	'19-20 Overall	'19-20 Horizon	Under Rimm
Home:	3-7	0-5	3-7
Away:	3-10	2-4	3-10
Neutral:	0-2	0-0	0-2
Overtime:	1-0	1-0	1-0
Lead @ Halftime:	5-3	1-1	5-3
Trail @ Halftime:	0-16	0-9	0-16
Tied @ Halftime:	1-0	1-0	1-0
Leading w/ 5:00 left:	6-2	2-2	6-2
Trailing w/ 5:00 left:	0-16	0-8	0-16
Tied w/ 5:00 left:	0-1	0-0	0-1
Shooting 50% or better:	1-1	0-1	1-1
Shooting 40-50%:	4-9	2-5	4-9
Shooting less than 40%:	1-9	0-4	1-9
Opp. shoots 50% or better:	0-9	0-4	0-9
Opp. shoots 40-50%:	1-7	0-5	1-7
Opp. shoots less than 40%:	5-3	2-1	5-3
Shooting better % than opp.	5-1	2-1	5-1
Shooting worse % than opp.	1-18	0-9	1-18
Scoring less than 50:	0-1	0-0	0-1
Score 50-59 pts:	0-3	0-0	0-3
Score 60-69 pts:	0-6	0-3	0-6
Score 70-79 pts:	3-7	0-5	3-7
Score 80-89 pts:	2-2	1-2	2-2
Score 90+ pts:	1-0	1-0	1-0
Opp. scores less than 50:	0-0	0-0	0-0
Opp. scores 50-59 pts:	2-1	0-0	2-1
Opp. scores 60-69 pts:	2-0	0-0	2-0
Opp. scores 70-79 pts:	1-5	1-4	1-5
Opp. scores 80-89 pts:	1-7	1-3	1-7
Opp. scores 90+ pts:	0-6	0-3	0-6
Commit less TO than opp.	3-6	0-4	3-6
Commit more TO than opp.	3-12	2-5	3-12
Commit same TO as opp.	0-1	0-1	0-1
Outrebound opponent:	4-3	2-1	4-3
Outrebounded:	2-16	0-9	2-16
Rebounding is equal:	0-0	0-0	0-0
Bench outscores opp.:	1-1	0-1	1-1
Bench is outscored:	5-18	2-9	5-18
Bench scoring is equal:	0-0	0-0	0-0
Hit more FT than opp.:	4-7	1-6	4-7
Hit less FT than opp.:	2-11	1-3	2-11
Hit same FT as opp.:	0-1	0-1	0-1
Hit more 3's than opp.:	5-5	2-3	5-5
Hit less 3's than opp.:	1-11	0-6	1-11
Hit same 3's as opp.:	0-3	0-1	0-3
Decided by 5 pts or less:	1-4	1-2	1-4
Decided by 6-10 points:	1-6	0-4	1-6
Decided by 10+ points:	4-9	1-4	4-9
In home whites:	3-8	0-5	3-8
In road blacks:	3-9	2-4	3-9
In road reds:	0-2	0-1	0-2
7 in double-digits:	0-0	0-0	0-0
6 in double-digits:	0-0	0-0	0-0
5 in double-digits:	1-0	0-0	1-0
4 in double-digits:	1-7	1-6	1-7
3 in double-digits:	2-7	0-3	2-7
2 in double-digits:	2-3	1-1	2-3
1 in double-digits:	0-2	0-0	0-2
0 in double-digits:	0-0	0-0	0-0
On Mondays:	1-2	0-1	1-2
On Tuesdays:	1-1	0-0	1-1
On Wednesdays:	1-3	0-0	1-3
On Thursdays:	0-3	0-3	0-3
On Fridays:	0-3	0-2	0-3
On Saturdays:	2-6	1-3	2-6
On Sundays:	1-1	1-1	1-1
In November:	2-6	0-0	2-6
In December:	2-5	0-2	2-5
In January:	2-6	2-6	2-6
In February:	0-2	0-2	0-2
In March:	0-0	0-0	0-0

## CAREER DOUBLE-DIGIT PERFORMANCES/STARTS/DUNKS

### Double-Digit Scoring Gms

Name	Sea	Car
Minnett	21	49
Burk	22	22
Goss	12	22
Weatherford	11	18
Williams	6	6
Jackson Jr.	2	2
DePersia	1	1
Tyson	1	1

### 20+ Point Scoring Games

Name	Sea	Car
Burk	13	13
Minnett	5	9
Weatherford	0	2

### 30+ Point Scoring Games

Name	Sea	Car
Burk	3	3
Minnett	3	3

### Double-Digit Reb. Games

Name	Sea	Car
Goss	17	25
Burk	1	1
Weatherford	1	1

### Double-Doubles

Name	Sea	Car
Goss	10	13
Burk	1	1

### Games Started

Name	Sea	Car
Burk	25	25
DePersia	9	9
Goss	22	47
Kenyon	4	4
Minnett	25	30
Tyson	8	8
Weatherford	19	52
Williams	13	13

### Dunks

Name	Sea	Car
Burk	4	4
Goss	23	64
Jackson Jr.	3	3
Kemp	0	1
Kenyon	3	5
Tyson	10	10
Weatherford	0	1
White	1	1
Williams	1	1

## TIMES LEADING THE TEAM IN...

Points Name	Sea	Car
Burk	17	17
Minnett	7	17
Weatherford	2	3
Goss	0	1
Rebounds Name	Sea	Car
Goss	22	38
Weatherford	1	3
Burk	2	2
Tyson	1	1
Minnett	1	1
Williams	1	1
Assists Name	Sea	Car
Minnett	12	24
Weatherford	9	22
DePersia	8	8
Goss	1	3
Williams	2	2
Burk	1	1
Tyson	1	1
Steals Name	Sea	Car
Weatherford	8	18
Minnett	6	15
Goss	3	11
Burk	7	7
DePersia	6	6
Kemp	1	1
Tyson	1	1
Blocked Shots Name	Sea	Car
Goss	15	31
Tyson	8	8
Burk	4	4
Minnett	1	4
Weatherford	3	3
White	3	3
Williams	2	2
Jackson Jr.	1	1
Kenyon	1	1
Stoltz	1	1

## SPECIALTY STATS

PP = Points in the Paint; POT = Points off Turnover; 2nd = 2nd Chance Points; BP = Bench Points

Opponent	Result	PP	POT	2nd	BP	Largest Lead	Largest Deficit	Lead Changes	Ties
#Tiffin	W, 81-77	38/34	12/32	2/10	12/28	11	4	20	12
at Butler	L, 47-80	22/50	7/19	15/11	8/15	0	33	0	0
at Bradley	L, 56-90	20/42	4/18	5/18	10/17	0	38	0	0
Anderson	W, 72-55	36/30	19/23	8/4	19/14	28	0	0	0
at South Florida	W, 70-53	26/20	27/15	7/10	12/15	19	7	22	9
at Loyola	L, 62-85	22/36	17/20	9/4	12/17	3	30	4	4
vs. Loyola (Md.)	L, 77-81	34/26	21/26	8/6	14/22	8	9	4	5
vs. Southern	L, 77-83	32/38	8/16	13/10	19/45	10	7	4	2
Evansville	L, 64-70	30/34	8/8	10/14	19/38	12	8	11	8
at Morehead State	L, 51-56	22/34	9/12	5/10	9/17	6	12	3	0
at Ball State	L, 54-102	20/26	2/20	16/21	7/33	2	48	1	1
IU South Bend	W, 80-60	30/40	20/20	22/9	14/26	24	0	0	0
Purdue Fort Wayne	W, 74-65	28/26	14/5	4/15	7/23	14	0	0	0
at Fresno State	L, 64-95	20/30	12/23	10/29	17/36	2	36	3	1
*Youngstown State	L, 73-83	24/36	20/25	9/15	7/16	4	12	11	9
*Cleveland State	L, 80-82	34/40	19/21	12/10	12/24	2	12	2	3
*at Milwaukee	L, 74-78	46/28	19/20	16/10	6/43	11	7	20	8
*at Green Bay	W, 93-78	28/24	18/7	8/16	7/45	25	0	0	1
*Wright State	L, 70-84	22/32	11/14	16/12	10/22	0	26	0	1
*Northern Kentucky	L, 71-96	32/40	10/19	17/14	13/22	1	27	2	1
*UIC	L, 66-75	24/40	9/9	14/6	3/24	7	19	3	2
*at Detroit Mercy	L, 64-76	36/32	13/15	8/18	3/18	0	21	0	0
*at Oakland	W, 89-85	22/22	9/21	16/11	4/14	7	2	6	9
*at Cleveland State	L, 62-72	22/36	18/11	14/16	11/7	2	15	3	2
*at Youngstown State	L, 76-91	28/44	10/6	6/16	4/21	0	18	0	0
*Green Bay	L, 85-91	28/30	14/6	14/20	8/16	1	25	4	4
*Milwaukee									
*at Northern Kentucky									
*at Wright State									
*at UIC									
*Oakland									
*Detroit Mercy									
*at HL 1st Rd.									
*at HL Quarters									
*at HL Semis									
*at HL Finals									
Totals		688/836	338/399	282/325	255/590			103	70
Averages		27.5/33.4	13.5/16.0	11.3/13.0	10.2/23.6			4.1	2.8

## WIN/LOSS MARGINS

Wins	1							1				3							
Margin	1	2	3	4	5	6	7	8	9	10	11-15	16-20	21-29	30+					
Losses		1		2	1	3				1	2	3		2	4				

# 2019-2020 IUPUI STATISTICS

## IUPUI Basketball IUPUI Combined Team Statistics (as of Feb 06, 2020) All games



RECORD:	OVERALL	HOME	AWAY	NEUTRAL
ALL GAMES	6-19	3-7	3-10	0-2
CONFERENCE	2-10	0-6	2-4	0-0
NON-CONFERENCE	4-9	3-1	1-6	0-2

#	Player	gp-gs	min	avg	Total		3-Point		F-Throw		Rebounds				pf	dq	a	to	blk	stl	pts	avg
					fg-fga	fg%	3fg-fga	3fg%	ft-fa	ft%	off	def	tot	avg								
14	BURK, Marcus	25-25	858	34.3	185-420	.440	74-191	.387	72-93	.774	16	73	89	3.6	67	2	47	56	5	31	516	20.6
00	MINNETT, Jaylen	25-25	866	34.6	133-358	.372	85-232	.366	57-69	.826	9	69	78	3.1	47	1	85	62	3	30	408	16.3
32	GOSS, Elijah	25-22	750	30.0	89-183	.486	0-5	.000	44-82	.537	97	194	291	11.6	65	2	20	44	31	10	222	8.9
23	WEATHERFORD, Gra	25-19	856	34.2	80-186	.430	20-55	.364	42-70	.600	37	87	124	5.0	60	0	70	65	6	35	222	8.9
13	WILLIAMS, Isaiah	18-13	399	22.2	49-117	.419	4-11	.364	42-78	.538	30	50	80	4.4	57	2	24	36	5	10	144	8.0
02	JACKSON JR., Jamil	18-0	206	11.4	20-74	.270	8-40	.200	16-24	.667	4	19	23	1.3	17	0	9	16	1	3	64	3.6
30	TYSON, Zo	20-8	285	14.3	28-46	.609	0-0	.000	8-12	.667	17	37	54	2.7	45	0	8	17	12	6	64	3.2
10	DePERSIA, Mike	25-9	564	22.6	21-69	.304	2-28	.071	17-34	.500	18	40	58	2.3	45	0	66	35	0	27	61	2.4
11	KENYON, Brandon	14-4	112	8.0	9-24	.375	2-10	.200	8-11	.727	6	9	15	1.1	20	0	2	4	1	2	28	2.0
15	WHITE, Taveion	14-0	73	5.2	6-9	.667	0-0	.000	2-5	.400	9	5	14	1.0	17	1	1	2	4	2	14	1.0
01	KEMP, Jakoby	7-0	35	5.0	3-13	.231	0-2	.000	0-0	.000	3	3	6	0.9	4	0	1	3	0	1	6	0.9
12	TAYLOR, Marlon	7-0	10	1.4	1-3	.333	0-0	.000	0-0	.000	1	2	3	0.4	0	0	1	1	0	1	2	0.3
20	STOLTZ, Sawyer	5-0	11	2.2	0-1	.000	0-0	.000	0-0	.000	0	2	2	0.4	1	0	1	2	1	0	0	0.0
Team											40	26	66				11					
Total.....		25	5025		624-1503	.415	195-574	.340	308-478	.644	287	616	903	36.1	445	8	335	354	69	158	1751	70.0
Opponents.....		25	5025		716-1579	.453	223-616	.362	311-427	.728	298	678	976	39.0	443	4	409	318	105	179	1966	78.6

TEAM STATISTICS	IUPUI	OPP
SCORING	1751	1966
Points per game	70.0	78.6
Scoring margin	-8.6	-
FIELD GOALS-ATT	624-1503	716-1579
Field goal pct	.415	.453
3 POINT FG-ATT	195-574	223-616
3-point FG pct	.340	.362
3-pt FG made per game	7.8	8.9
FREE THROWS-ATT	308-478	311-427
Free throw pct	.644	.728
F-Throws made per game	12.3	12.4
REBOUNDS	903	976
Rebounds per game	36.1	39.0
Rebounding margin	-2.9	-
ASSISTS	335	409
Assists per game	13.4	16.4
TURNOVERS	354	318
Turnovers per game	14.2	12.7
Turnover margin	-1.4	-
Assist/turnover ratio	0.9	1.3
STEALS	158	179
Steals per game	6.3	7.2
BLOCKS	69	105
Blocks per game	2.8	4.2
ATTENDANCE	12284	43613
Home games-Avg/Game	10-1228	13-3322
Neutral site-Avg/Game	-	2-210

Date	Opponent	Score	Att.
11/06/19	at Butler	L 47-80	7706
11/09/19	at Bradley	L 56-90	5518
11/11/19	ANDERSON (IN)	W 72-55	1051
11/13/19	at South Fla.	W 70-53	2474
11/20/19	at Loyola Chicago	L 62-85	2402
11/25/19	vs Loyola Maryland	L 77-81	269
11/26/19	vs Southern U.	L 77-83	152
11/30/19	EVANSVILLE	L 64-70	1659
12/04/19	at Morehead State	L 51-56	1776
12/07/19	at Ball St.	L 54-102	4733
12/10/19	IND.-SOUTH BEND	W 80-60	1085
12/14/19	PURDUE FORT WAYNE	W 74-65	1098
12/20/19	at Fresno State	L 64-95	4798
12/28/19	YOUNGSTOWN ST.	L 73-83	868
12/30/19	CLEVELAND ST.	L 80-82	889
01/03/20	at Milwaukee	L 74-78	977
01/05/20	at Green Bay	W 93-78	1666
01/10/20	WRIGHT ST.	L 70-84	1142
01/12/20	NORTHERN KY.	L 71-96	789
01/18/20	UIC	L 66-75	1309
01/23/20	at Detroit Mercy	L 64-76	1624
01/25/20	at Oakland	Wot 89-85	3644
01/30/20	at Cleveland State	L 62-72	1241
02/01/20	at Youngstown St.	L 76-91	4633
02/06/20	GREEN BAY	L 85-91	2394

^ = Cayman Islands Classic

\* = Horizon League game

Score by Periods	1st	2nd	OT	Totals
IUPUI	819	917	15	1751
Opponents	940	1015	11	1966

# 2019-2020 IUPUI HORIZON LEAGUE ONLY STATISTICS

## IUPUI Basketball IUPUI Combined Team Statistics (as of Feb 06, 2020) Conference games only



RECORD:	OVERALL	HOME	AWAY	NEUTRAL
ALL GAMES	2-10	0-6	2-4	0-0
CONFERENCE	2-10	0-6	2-4	0-0
NON-CONFERENCE	0-0	0-0	0-0	0-0

##	Player	gp-gs	min	avg	Total		3-Point		F-Throw		Rebounds				pf	dq	a	to	blk	stl	pts	avg
					fg-fga	fg%	3fg-fga	3fg%	ft-fa	ft%	off	def	tot	avg								
14	BURK, Marcus	12-12	447	37.2	94-209	.450	33-96	.344	53-68	.779	10	40	50	4.2	30	1	27	28	4	12	274	22.8
00	MINNETT, Jaylen	12-12	435	36.2	74-192	.385	47-124	.379	38-43	.884	3	23	26	2.2	30	1	48	36	1	14	233	19.4
23	WEATHERFORD, Gra	12-12	442	36.8	47-120	.392	11-35	.314	24-41	.585	22	49	71	5.9	34	0	36	35	5	15	129	10.8
32	GOSS, Elijah	12-12	423	35.2	46-91	.505	0-4	.000	27-50	.540	56	113	169	14.1	36	2	12	15	18	4	119	9.9
13	WILLIAMS, Isaiah	5-5	100	20.0	11-30	.367	2-6	.333	13-21	.619	5	13	18	3.6	18	0	10	6	0	4	37	7.4
30	TYSON, Zo	7-0	91	13.0	12-18	.667	0-0	.000	2-2	1.000	5	11	16	2.3	9	0	1	5	5	1	26	3.7
10	DePERSIA, Mike	12-3	262	21.8	11-31	.355	2-12	.167	11-20	.550	10	23	33	2.8	20	0	42	14	0	13	35	2.9
02	JACKSON JR., Jamil	8-0	76	9.5	6-24	.250	2-15	.133	5-8	.625	2	9	11	1.4	9	0	5	7	0	1	19	2.4
15	WHITE, Taveion	7-0	59	8.4	6-8	.750	0-0	.000	2-5	.400	7	5	12	1.7	14	1	1	1	3	1	14	2.0
11	KENYON, Brandon	7-4	68	9.7	4-12	.333	1-5	.200	4-6	.667	4	1	5	0.7	10	0	2	3	1	0	13	1.9
12	TAYLOR, Marlon	2-0	3	1.5	1-2	.500	0-0	.000	0-0	.000	1	1	2	1.0	0	0	1	0	0	0	2	1.0
01	KEMP, Jakoby	3-0	16	5.3	1-3	.333	0-1	.000	0-0	.000	1	0	1	0.3	2	0	1	1	0	0	2	0.7
20	STOLTZ, Sawyer	1-0	3	3.0	0-0	.000	0-0	.000	0-0	.000	0	0	0	0.0	1	0	1	0	0	0	0	0.0
Team											16	9	25				3					
Total.....		12	2425		313-740	.423	98-298	.329	179-264	.678	142	297	439	36.6	213	5	187	154	37	65	903	75.2
Opponents.....		12	2425		355-788	.451	115-288	.399	166-222	.748	152	327	479	39.9	233	2	210	144	51	78	991	82.6

TEAM STATISTICS	IUPUI	OPP
SCORING	903	991
Points per game	75.2	82.6
Scoring margin	-7.3	-
FIELD GOALS-ATT	313-740	355-788
Field goal pct	.423	.451
3 POINT FG-ATT	98-298	115-288
3-point FG pct	.329	.399
3-pt FG made per game	8.2	9.6
FREE THROWS-ATT	179-264	166-222
Free throw pct	.678	.748
F-Throws made per game	14.9	13.8
REBOUNDS	439	479
Rebounds per game	36.6	39.9
Rebounding margin	-3.3	-
ASSISTS	187	210
Assists per game	15.6	17.5
TURNOVERS	154	144
Turnovers per game	12.8	12.0
Turnover margin	-0.8	-
Assist/turnover ratio	1.2	1.5
STEALS	65	78
Steals per game	5.4	6.5
BLOCKS	37	51
Blocks per game	3.1	4.3
ATTENDANCE	7391	13785
Home games-Avg/Game	6-1232	6-2298
Neutral site-Avg/Game	-	0-0

Date	Opponent		Score	Att.
* 12/28/19	YOUNGSTOWN ST.	L	73-83	868
* 12/30/19	CLEVELAND ST.	L	80-82	889
* 01/03/20	at Milwaukee	L	74-78	977
* 01/05/20	at Green Bay	W	93-78	1666
* 01/10/20	WRIGHT ST.	L	70-84	1142
* 01/12/20	NORTHERN KY.	L	71-96	789
* 01/18/20	UIC	L	66-75	1309
* 01/23/20	at Detroit Mercy	L	64-76	1624
* 01/25/20	at Oakland	Wot	89-85	3644
* 01/30/20	at Cleveland State	L	62-72	1241
* 02/01/20	at Youngstown St.	L	76-91	4633
* 02/06/20	GREEN BAY	L	85-91	2394

^ = Cayman Islands Classic

\* = Horizon League game

Score by Periods	1st	2nd	OT	Totals
IUPUI	390	498	15	903
Opponents	481	499	11	991



# 2019-2020 STATISTICAL SPLITS

## Wins (6 total)

#	Player	gp-gs	min	avg	Total		3-Point		F-Throw		Rebounds				pf	dq	a	to	blk	stl	pts	avg
					fg-fga	fg%	3fg-fga	3fg%	ft-fa	ft%	off	def	tot	avg								
14	BURK, Marcus	6-6	214	35.7	56-112	.500	28-56	.500	20-24	.833	4	21	25	4.2	12	0	16	14	0	10	160	26.7
00	MINNETT, Jaylen	6-6	214	35.7	39-95	.411	28-64	.438	21-23	.913	2	22	24	4.0	8	0	28	20	1	9	127	21.2
32	GOSS, Elijah	6-4	166	27.7	21-42	.500	0-0	.000	12-19	.632	23	58	81	13.5	18	1	9	12	10	2	54	9.0
23	WEATHERFORD, Gra	6-4	201	33.5	18-35	.514	4-11	.364	9-13	.692	10	32	42	7.0	12	0	20	16	1	11	49	8.2
13	WILLIAMS, Isaiah	5-5	102	20.4	13-28	.464	1-2	.500	7-13	.538	8	12	20	4.0	16	0	5	7	3	3	34	6.8
11	KENYON, Brandon	2-1	29	14.5	3-7	.429	1-3	.333	2-2	1.000	2	3	5	2.5	7	0	1	1	0	0	9	4.5
02	JACKSON JR., Jamil	6-0	70	11.7	8-31	.258	2-14	.143	3-4	.750	2	7	9	1.5	5	0	4	2	1	2	21	3.5
10	DePERSIA, Mike	6-2	134	22.3	6-19	.316	1-9	.111	1-3	.333	6	11	17	2.8	12	0	15	15	0	9	14	2.3
30	TYSON, Zo	6-2	70	11.7	5-11	.455	0-0	.000	0-0	.000	3	12	15	2.5	11	0	1	5	4	3	10	1.7
01	KEMP, Jakoby	1-0	2	2.0	0-1	.000	0-1	.000	0-0	.000	0	0	0	0.0	0	0	0	0	0	0	0	0.0
20	STOLTZ, Sawyer	1-0	4	4.0	0-0	.000	0-0	.000	0-0	.000	0	2	2	2.0	0	0	0	2	1	0	0	0.0
12	TAYLOR, Marlon	2-0	5	2.5	0-1	.000	0-0	.000	0-0	.000	0	1	1	0.5	0	0	0	1	0	1	0	0.0
15	WHITE, Taveion	3-0	14	4.7	0-1	.000	0-0	.000	0-0	.000	2	2	4	1.3	3	0	0	1	1	1	0	0.0
Team											17	8	25					7				
Total.....		6	1225		169-383	.441	65-160	.406	75-101	.743	79	191	270	45.0	104	1	99	103	22	51	478	79.7
Opponents.....		6	1225		146-395	.370	46-164	.280	58-90	.644	79	144	223	37.2	97	1	77	94	32	48	396	66.0

## Losses (19 total)

#	Player	gp-gs	min	avg	Total		3-Point		F-Throw		Rebounds				pf	dq	a	to	blk	stl	pts	avg
					fg-fga	fg%	3fg-fga	3fg%	ft-fa	ft%	off	def	tot	avg								
14	BURK, Marcus	19-19	644	33.9	129-308	.419	46-135	.341	52-69	.754	12	52	64	3.4	55	2	31	42	5	21	356	18.7
00	MINNETT, Jaylen	19-19	652	34.3	94-263	.357	57-168	.339	36-46	.783	7	47	54	2.8	39	1	57	42	2	21	281	14.8
23	WEATHERFORD, Gra	19-15	655	34.5	62-151	.411	16-44	.364	33-57	.579	27	55	82	4.3	48	0	50	49	5	24	173	9.1
32	GOSS, Elijah	19-18	584	30.7	68-141	.482	0-5	.000	32-63	.508	74	136	210	11.1	47	1	11	32	21	8	168	8.8
13	WILLIAMS, Isaiah	13-8	297	22.8	36-89	.404	3-9	.333	35-65	.538	22	38	60	4.6	41	2	19	29	2	7	110	8.5
30	TYSON, Zo	14-6	215	15.4	23-35	.657	0-0	.000	8-12	.667	14	25	39	2.8	34	0	7	12	8	3	54	3.9
02	JACKSON JR., Jamil	12-0	136	11.3	12-43	.279	6-26	.231	13-20	.650	2	12	14	1.2	12	0	5	14	0	1	43	3.6
10	DePERSIA, Mike	19-7	430	22.6	15-50	.300	1-19	.053	16-31	.516	12	29	41	2.2	33	0	51	20	0	18	47	2.5
11	KENYON, Brandon	12-3	83	6.9	6-17	.353	1-7	.143	6-9	.667	4	6	10	0.8	13	0	1	3	1	2	19	1.6
15	WHITE, Taveion	11-0	59	5.4	6-8	.750	0-0	.000	2-5	.400	7	3	10	0.9	14	1	1	1	3	1	14	1.3
01	KEMP, Jakoby	6-0	33	5.5	3-12	.250	0-1	.000	0-0	.000	3	3	6	1.0	4	0	1	3	0	1	6	1.0
12	TAYLOR, Marlon	5-0	5	1.0	1-2	.500	0-0	.000	0-0	.000	1	1	2	0.4	0	0	1	0	0	0	2	0.4
20	STOLTZ, Sawyer	4-0	7	1.8	0-1	.000	0-0	.000	0-0	.000	0	0	0	0.0	1	0	1	0	0	0	0	0.0
Team											23	18	41					4				
Total.....		19	3800		455-1120	.406	130-414	.314	233-377	.618	208	425	633	33.3	341	7	236	251	47	107	1273	67.0
Opponents.....		19	3800		570-1184	.481	177-452	.392	253-337	.751	219	534	753	39.6	346	3	332	224	73	131	1570	82.6

## Home (3-7)

#	Player	gp-gs	min	avg	Total		3-Point		F-Throw		Rebounds				pf	dq	a	to	blk	stl	pts	avg
					fg-fga	fg%	3fg-fga	3fg%	ft-fa	ft%	off	def	tot	avg								
14	BURK, Marcus	10-10	349	34.9	74-167	.443	25-73	.342	41-52	.788	3	23	26	2.6	27	1	26	19	3	16	214	21.4
00	MINNETT, Jaylen	10-10	351	35.1	58-152	.382	40-107	.374	25-30	.833	2	23	25	2.5	23	0	38	24	2	11	181	18.1
13	WILLIAMS, Isaiah	7-6	163	23.3	22-48	.458	2-7	.286	21-36	.583	14	19	33	4.7	22	0	12	10	3	3	67	9.6
32	GOSS, Elijah	10-9	315	31.5	37-71	.521	0-2	.000	17-37	.459	43	91	134	13.4	30	1	8	16	12	6	91	9.1
23	WEATHERFORD, Gra	10-8	344	34.4	30-86	.349	6-24	.250	24-35	.686	23	36	59	5.9	22	0	31	26	3	15	90	9.0
02	JACKSON JR., Jamil	8-0	106	13.3	10-43	.233	2-20	.100	7-10	.700	4	11	15	1.9	6	0	7	7	1	3	29	3.6
10	DePERSIA, Mike	10-4	205	20.5	10-27	.370	1-11	.091	13-23	.565	6	19	25	2.5	15	0	21	13	0	11	34	3.4
30	TYSON, Zo	8-2	90	11.3	9-16	.563	0-0	.000	2-2	1.000	7	13	20	2.5	10	0	1	5	5	1	20	2.5
15	WHITE, Taveion	5-0	31	6.2	2-4	.500	0-0	.000	1-2	.500	6	2	8	1.6	9	1	0	1	3	1	5	1.0
12	TAYLOR, Marlon	4-0	8	2.0	1-3	.333	0-0	.000	0-0	.000	1	2	3	0.8	0	0	1	1	0	1	2	0.5
11	KENYON, Brandon	4-1	24	6.0	1-5	.200	0-2	.000	0-0	.000	1	4	5	1.3	5	0	0	1	0	0	2	0.5
01	KEMP, Jakoby	3-0	7	2.3	0-2	.000	0-1	.000	0-0	.000	0	0	0	0.0	2	0	0	0	0	0	0	0.0
20	STOLTZ, Sawyer	2-0	7	3.5	0-0	.000	0-0	.000	0-0	.000	0	2	2	1.0	1	0	1	2	1	0	0	0.0
Team											17	15	32					4				
Total.....		10	2000		254-624	.407	76-247	.308	151-227	.665	127	260	387	38.7	172	3	146	129	33	68	735	73.5
Opponents.....		10	2000		286-649	.441	81-243	.333	108-152	.711	118	280	398	39.8	201	2	148	138	44	75	761	76.1

## Road/Neutral (3-12)

Road/Neutral (3-12)					Total		3-Point		F-Throw		Rebounds											
##	Player	gp-gs	min	avg	fg-fga	fg%	3fg-fga	3fg%	ft-fa	ft%	off	def	tot	avg	pf	dq	a	to	blk	stl	pts	avg
14	BURK, Marcus	15-15	509	33.9	111-253	.439	49-118	.415	31-41	.756	13	50	63	4.2	40	1	21	37	2	15	302	20.1
00	MINNETT, Jaylen	15-15	515	34.3	75-206	.364	45-125	.360	32-39	.821	7	46	53	3.5	24	1	47	38	1	19	227	15.1
23	WEATHERFORD, Gra	15-11	512	34.1	50-100	.500	14-31	.452	18-35	.514	14	51	65	4.3	38	0	39	39	3	20	132	8.8
32	GOSS, Elyjah	15-13	435	29.0	52-112	.464	0-3	.000	27-45	.600	54	103	157	10.5	35	1	12	28	19	4	131	8.7
13	WILLIAMS, Isaiah	11-7	236	21.5	27-69	.391	2-4	.500	21-42	.500	16	31	47	4.3	35	2	12	26	2	7	77	7.0
30	TYSON, Zo	12-6	195	16.3	19-30	.633	0-0	.000	6-10	.600	10	24	34	2.8	35	0	7	12	7	5	44	3.7
02	JACKSON JR., Jamil	10-0	100	10.0	10-31	.323	6-20	.300	9-14	.643	0	8	8	0.8	11	0	2	9	0	0	35	3.5
11	KENYON, Brandon	10-3	88	8.8	8-19	.421	2-8	.250	8-11	.727	5	5	10	1.0	15	0	2	3	1	2	26	2.6
10	DePERSIA, Mike	15-5	359	23.9	11-42	.262	1-17	.059	4-11	.364	12	21	33	2.2	30	0	45	22	0	16	27	1.8
01	KEMP, Jakobý	4-0	28	7.0	3-11	.273	0-1	.000	0-0	.000	3	3	6	1.5	2	0	1	3	0	1	6	1.5
15	WHITE, Taveion	9-0	42	4.7	4-5	.800	0-0	.000	1-3	.333	3	3	6	0.7	8	0	1	1	1	1	9	1.0
20	STOLTZ, Sawyer	3-0	4	1.3	0-1	.000	0-0	.000	0-0	.000	0	0	0	0.0	0	0	0	0	0	0	0	0.0
12	TAYLOR, Marlon	3-0	2	0.7	0-0	.000	0-0	.000	0-0	.000	0	0	0	0.0	0	0	0	0	0	0	0	0.0
Team											23	11	34				7					
Total.....		15	3025		370-879	.421	119-327	.364	157-251	.625	160	356	516	34.4	273	5	189	225	36	90	1016	67.7
Opponents.....		15	3025		430-930	.462	142-373	.381	203-275	.738	180	398	578	38.5	242	2	261	180	61	104	1205	80.3

## 2019-2020 INDIVIDUAL SUPERLATIVES

	<b>IUPUI</b>	<b>Opponent</b>
<b>Points</b>	39- Burk at Oakland (1/25/20)	33- Tyler Sharpe vs. Northern Ky. (1/12/20)
<b>Field Goals Made</b>	13- Burk vs. Green Bay (2/6/20)	12- Tyler Sharpe vs. Northern Ky. (1/12/20)
<b>Field Goals Attempted</b>	27- Minnett vs. Green Bay (2/6/20)	21- twice
<b>Highest FG Pct. (min. 5 made)</b>	.857 (6-7)- Goss vs. UIC (1/18/20)	.909 (10-11)- twice
<b>3-Pt Field Goals Made</b>	8- twice	6- twice
<b>3-Pt Field Goals Attempted</b>	18- Minnett vs. Green Bay (2/6/20)	14- twice
<b>3-Pt FG Pct. (min. 3 made)</b>	1.000 (5-5)- Weatherford at Fresno State (12/20/19)	1.000 (5-5)- Bill Wampler vs. Wright St. (1/10/20)
<b>Free Throws Made</b>	9- Minnett at Green Bay (1/5/20)	8- five times
<b>Free Throws Attempted</b>	10- five times	10- Xavier Hill-Mais at Oakland (1/25/20)
<b>Free Throw Pct. (min. 5 made)</b>	1.000 (9-9)- Minnett at Green Bay (1/5/20)	1.000 (8-8)- four times
<b>Offensive Rebounds</b>	11- Goss vs. Youngstown St. (12/28/19)	8- Brad Brechting at Oakland (1/25/20)
<b>Defensive Rebounds</b>	15- Goss at Morehead St. (12/4/19)	11- twice
<b>Total Rebounds</b>	21- Goss vs. IU South Bend (12/10/19)	15- three times
<b>Assists</b>	8- DePersia at Green Bay (1/5/20)	10- Darrell Brown at Bradley (11/9/19)
<b>Turnovers</b>	7- Minnett at Oakland (1/25/20)	5- four times
<b>Blocked Shots</b>	6- Goss at Milwaukee (1/3/20)	6- twice
<b>Steals</b>	5- twice	7- Laquincy Rideau at South Florida (11/13/19)
<b>Minutes Played (regulation game)</b>	40- twice	40- Aaron Thompson at Butler (11/6/19)
<b>Minutes Played (OT game)</b>	44- Burk at Oakland (1/25/20)	40- Blake Lampman at Oakland (1/25/20)

## 2019-2020 TEAM SUPERLATIVES

<b>IUPUI High</b>	<b>IUPUI Low</b>	<b>Statistical Category</b>	<b>Opponent High</b>	<b>Opponent Low</b>
93 - at Green Bay (1/5)	47 - at Butler (11/6)	<b>Points</b>	102 - at Ball St. (12/7/19)	53 - at South Florida (11/13)
53 - at Green Bay (1/5)	12 - at Morehead St. (12/4)	<b>1st Half Points</b>	53 - vs. Wright St. (1/10)	22 - IU South Bend (12/10)
58 - vs. Green Bay (2/6)	21 - at Butler (11/6)	<b>2nd Half Points</b>	62 - at Ball St. (12/7/19)	17 - at South Florida (11/13)
31 - twice	19 - three times	<b>Field Goals</b>	37 - vs. Northern Ky. (1/20)	20 - at South Florida (11/13)
74 - twice	49 - at South Florida (11/13)	<b>Field Goal Attempts</b>	72 - at Oakland (1/25)	44 - at Loyola (11/20)
.519 - Cleveland St. (12/30)	.302 - at Ball St. (12/7/19)	<b>FG Percentage</b>	.614 - at Loyola (11/20)	.324 - Anderson (11/11)
15 - at Oakland (1/25)	2 - at Milwaukee (1/3/20)	<b>3-Point Field Goals</b>	15 - twice	4 - twice
34 - at Oakland (1/25)	13 - at Milwaukee (1/3/20)	<b>3-Point Field Goal Att.</b>	39 - at Fresno St. (12/20)	10 - Cleveland St. (1/30)
.526 - at South Florida (11/13)	.143 - at Butler (11/6)	<b>3-Point FG Percentage</b>	.563 - at Loyola (11/20)	.167 - Anderson (11/11)
27 - vs. Wright St. (1/10)	2 - twice	<b>Free Throws</b>	24 - at Oakland (1/25)	2 - IU South Bend (12/10)
40 - vs. Wright St. (1/10)	7 - at Detroit Mercy (1/23)	<b>Free Throw Attempts</b>	32 - vs. Wright St. (1/10)	3 - IU South Bend (12/10)
.893 - Cleveland St. (12/30)	.250 - at Butler (11/6)	<b>Free Throw Percentage</b>	.941 - at Fresno St. (12/20)	.429 - vs. Purdue FW (12/14)
22 - IU South Bend (12/10)	6 - vs. Purdue FW (12/14)	<b>Offensive Rebounds</b>	19 - twice	2 - at Loyola (11/20)
42 - Anderson (11/11)	16 - twice	<b>Defensive Rebounds</b>	35 - at Morehead St. (12/4)	17 - at South Florida (11/13)
58 - Anderson (11/11)	23 - at Youngstown St. (2/1)	<b>Total Rebounds</b>	48 - twice	25 - at Loyola (11/20)
24 - vs. Wright St. (1/10)	10 - IU South Bend (12/10)	<b>Fouls</b>	25 - twice	11 - at Detroit Mercy (1/23)
22 - at Green Bay (1/5)	2 - at Ball St. (12/7/19)	<b>Assists</b>	22 - vs. Northern Ky. (1/20)	8 - twice
23 - Anderson (11/11)	7 - twice	<b>Turnovers</b>	25 - IU South Bend (12/10)	7 - twice
8 - IU South Bend (12/10)	0 - four times	<b>Blocked Shots</b>	10 - at Oakland (1/25)	1 - five times
13 - IU South Bend (12/10)	1 - vs. Green Bay (2/6)	<b>Steals</b>	14 - IU South Bend (12/10)	2 - three times

## 2019-2020 GAME-BY-GAME LEADERS / STARTING FIVES

<b>Opponent</b>	<b>Starting 5 (alphabetically)</b>	<b>Points</b>	<b>Rebounds</b>	<b>Assists</b>	<b>Blocks</b>	<b>Steals</b>
#Tiffin	Burk-Goss-Minnett-Weatherford-Williams	Burk (31)	Goss (11)	Burk/Minnett (4)	Goss (4)	Burk (6)
at Butler	Burk-Goss-Minnett-Weatherford-Williams	Burk (17)	4 tied w/ (5)	DePersia/Tyson (2)	3 tied w/ (1)	Tyson (3)
at Bradley	Burk-Goss-Minnett-Weatherford-Williams	Minnett (17)	Goss (8)	Weatherford (4)	Goss (2)	Burk (2)
Anderson	Burk-DePersia-Minnett-Tyson-Williams	Burk (25)	Goss (10)	Weatherford (4)	3 tied w/ (1)	Burk (4)
at South Fla.	Burk-DePersia-Minnett-Tyson-Williams	Burk (26)	Burk (9)	Minnett (7)	Goss (1)	Minnett (4)
at Loyola (Ill.)	Burk-DePersia-Minnett-Tyson-Williams	Burk (23)	Goss (5)	DePersia (4)	none	DePersia (3)
vs. Loyola (Md.)	Burk-DePersia-Goss-Minnett-Tyson	Burk (32)	Goss (13)	Williams (5)	none	Minnett (3)
vs. Southern	Burk-DePersia-Goss-Minnett-Tyson	Burk (27)	Tyson/Williams (6)	Weatherford (4)	Tyson (3)	Weatherford (3)
Evansville	Burk-DePersia-Goss-Minnett-Tyson	Burk/Minnett (18)	Goss (9)	Minnett (4)	Burk (1)	Goss/Weatherford (1)
at Morehead St.	Burk-Goss-Minnett-Tyson-Weatherford	Weatherford (17)	Goss (17)	DePersia/Minnett (3)	Goss/Williams (2)	Minnett (3)
at Ball St.	Burk-Goss-Minnett-Tyson-Weatherford	Minnett (17)	Goss (9)	DePersia/Weatherford (1)	none	4 tied w/ (1)
IU South Bend	Burk-Goss-Minnett-Weatherford-Williams	Burk (21)	Goss (21)	3 tied w/ (3)	Goss (4)	DePersia (3)
Purdue Fort Wayne	Burk-Goss-Minnett-Weatherford-Williams	Burk (22)	Goss (11)	Weatherford (6)	4 tied w/ (1)	Weatherford (5)
at Fresno St.	Burk-Goss-Minnett-Weatherford-Williams	Weatherford (16)	Goss (7)	DePersia (3)	Tyson/Weatherford (1)	Weatherford (2)
*Youngstown St.	Burk-Goss-Minnett-Weatherford-Williams	Burk/Minnett (16)	Goss (18)	Minnett (6)	3 tied w/ (1)	4 tied w/ (2)
*Cleveland St.	Burk-DePersia-Goss-Minnett-Weatherford	Minnett (23)	Goss (11)	Minnett (6)	3 tied w/ (1)	Weatherford (3)
*at Milwaukee	Burk-Goss-Minnett-Weatherford-Williams	Goss (19)	Goss (16)	DePersia (5)	Goss (6)	3 tied w/ (2)
*at Green Bay	Burk-Goss-Minnett-Weatherford-Williams	Minnett (31)	Goss (17)	DePersia (8)	Goss (1)	Burk (2)
*Wright St.	Burk-Goss-Minnett-Weatherford-Williams	Minnett (24)	Goss (14)	3 tied w/ (2)	Goss/Tyson (1)	Minnett (3)
*Northern Kentucky	Burk-Goss-Minnett-Weatherford-Williams	Burk (25)	Goss (11)	Minnett (4)	none	Burk (2)
*UIC	Burk-DePersia-Goss-Minnett-Weatherford	Burk (18)	Goss (15)	3 tied w/ (3)	Goss (3)	DePersia (2)
*at Detroit Mercy	Burk-DePersia-Goss-Minnett-Weatherford	Burk (25)	Goss (12)	Minnett (5)	Burk/Goss (1)	DePersia (3)
*at Oakland	Burk-Goss-Kenyon-Minnett-Weatherford	Burk (39)	Goss (18)	Minnett (5)	Goss/Tyson (2)	DePersia/Minnett (1)
*at Cleveland St.	Burk-Goss-Kenyon-Minnett-Weatherford	Burk (18)	Goss (12)	Weatherford (6)	4 tied w/ (1)	Weatherford (5)
*at Youngstown St.	Burk-Goss-Kenyon-Minnett-Weatherford	Burk (22)	Goss (11)	DePersia/Minnett (3)	Goss (2)	Weatherford (3)
*Green Bay	Burk-Goss-Kenyon-Minnett-Weatherford	Burk (33)	Goss (14)	Weatherford (6)	White (2)	Burk (1)
*Milwaukee						
*at Northern Kentucky						
*at Wright St.						
*at UIC						
*Oakland						
*Detroit Mercy						
HL 1st Rd.						
HL 2nd Rd.						
HL Semis						

## 2019-2020 COMPARISON STATISTICS

Opponent	1st	2nd	Score	Mar	Total FG	FG Pct	3-Pointers	3FG Pct	Free Throws	FT Pct	Rebounds	Assist	T/Over	Block	Steal	Fouls
Butler	26/36	21/44	47-80	(33)	21-57/35-59	.368/.593	3-21/6-14	.143/.429	2-8/4-9	.250/.444	30/36 (6)	7/21	14/9	3/4	5/6	14/13
Bradley	23/47	33/43	56-90	(34)	19-54/32-67	.352/.478	7-24/9-27	.292/.333	11-17/17-22	.647/.773	30/46 (16)	10/19	15/7	2/2	4/4	18/15
ANDERSON (IN)	49/29	23/26	72-55	+17	29-68/22-68	.426/.324	8-26/4-24	.308/.167	6-14/7-12	.429/.583	58/33 +25	13/8	23/13	3/6	10/10	20/14
South Fla.	38/36	32/17	70-53	+17	25-49/20-54	.510/.370	10-19/5-23	.526/.217	10-13/8-18	.769/.444	30/35 (5)	15/8	22/23	1/3	10/12	18/14
Loyola Chicago	31/39	31/46	62-85	(23)	23-56/27-44	.411/.614	10-22/9-16	.455/.563	6-9/22-24	.667/.917	28/25 +3	13/16	15/14	0/4	6/7	20/15
Loyola Maryland	36/39	41/42	77-81	(4)	29-60/28-54	.483/.519	9-22/13-29	.409/.448	10-19/12-19	.526/.632	35/30 +5	16/20	19/17	0/2	11/11	23/16
Southern U.	42/38	35/45	77-83	(6)	27-56/34-60	.482/.567	7-20/7-17	.350/.412	16-24/8-12	.667/.667	30/36 (6)	13/17	10/12	4/1	4/2	17/21
EVANSVILLE	37/27	27/43	64-70	(6)	23-58/25-63	.397/.397	5-18/5-23	.278/.217	13-24/15-19	.542/.789	38/44 (6)	13/11	7/8	1/4	2/3	19/20
Morehead State	12/24	39/32	51-56	(5)	21-60/22-61	.350/.361	6-17/4-22	.353/.182	3-10/8-14	.300/.571	40/46 (6)	9/14	14/12	4/8	7/6	17/12
Ball St.	24/40	30/62	54-102	(48)	19-63/32-58	.302/.552	5-14/15-34	.357/.441	11-19/23-29	.579/.793	35/38 (3)	2/20	16/9	0/8	4/9	23/15
IND.-SOUTH BEND	44/22	36/38	80-60	+20	28-74/26-65	.378/.400	10-27/6-25	.370/.240	14-19/2-3	.737/.667	49/39 +10	13/10	17/25	8/7	13/14	10/18
PURDUE FORT WAYNE	42/30	32/35	74-65	+9	26-58/26-67	.448/.388	8-26/10-35	.308/.286	14-16/3-7	.875/.429	34/43 (9)	16/14	11/15	4/4	10/6	14/17
Fresno State	25/52	39/43	64-95	(31)	21-50/32-71	.420/.451	9-20/15-39	.450/.385	13-22/16-17	.591/.941	27/46 (19)	8/21	17/10	2/1	7/11	19/20
YOUNGSTOWN ST.	38/41	35/42	73-83	(10)	26-58/31-59	.448/.525	9-25/9-22	.360/.409	12-28/12-14	.429/.857	34/35 (1)	18/15	15/19	3/3	9/9	16/25
CLEVELAND ST.	34/37	46/45	80-82	(2)	28-54/31-58	.519/.534	9-23/7-13	.391/.538	15-18/13-16	.833/.813	27/28 (1)	21/15	16/15	3/1	9/8	17/20
Milwaukee	37/34	37/44	74-78	(4)	29-62/29-68	.468/.426	2-13/12-29	.154/.414	14-19/8-14	.737/.571	40/39 +1	12/17	15/13	6/2	7/8	17/21
Green Bay	53/38	40/40	93-78	+15	31-64/27-69	.484/.391	14-28/10-27	.500/.370	17-20/14-19	.850/.737	45/35 +10	22/21	12/11	1/2	6/2	19/16
WRIGHT ST.	31/53	39/31	70-84	(14)	19-57/29-69	.333/.420	5-23/9-23	.217/.391	27-40/17-32	.675/.531	38/48 (10)	9/18	12/9	2/8	5/6	24/25
NORTHERN KY.	34/42	37/54	71-96	(25)	24-63/37-66	.381/.561	4-21/13-35	.190/.371	19-26/9-13	.731/.692	37/39 (2)	14/22	10/10	0/1	5/8	16/21
UIC	23/35	43/40	66-75	(9)	20-60/29-65	.333/.446	6-26/9-23	.231/.391	20-28/8-12	.714/.667	37/41 (4)	11/20	9/12	6/7	4/4	16/24
Detroit Mercy	22/41	42/35	64-76	(12)	27-66/28-66	.409/.424	8-29/9-29	.276/.310	2-7/11-12	.286/.917	37/44 (7)	16/19	13/11	2/9	5/7	13/11
Oakland	33/33	41/41	89-85	+4	30-70/25-72	.429/.347	15-34/11-30	.441/.367	14-19/24-31	.737/.774	54/38 +16	20/16	18/7	5/10	2/4	23/18
Cleveland State	24/32	38/40	62-72	(10)	20-55/23-61	.364/.377	7-24/5-10	.292/.500	15-24/21-25	.625/.840	32/46 (14)	15/13	18/17	4/4	7/13	20/19
Youngstown St.	34/48	42/43	76-91	(15)	28-57/36-66	.491/.545	7-20/12-27	.350/.444	13-21/7-10	.619/.700	23/38 (15)	11/19	7/8	2/1	5/2	12/16
GREEN BAY	27/47	58/44	85-91	(6)	31-74/30-69	.419/.435	12-32/9-20	.375/.450	11-14/22-24	.786/.917	35/48 (13)	18/15	9/12	3/3	1/7	20/17

## 2019-2020 POINTS-REBOUNDS-ASSISTS

				00	01	02	10	11	12	13
Opponent	Date	Score		MINNETT,JA	KEMP,JAKOB	JACKSON JR	DEPERIA,M	KENYON,BRA	TAYLOR,MAR	WILLIAMS,I
at Butler	11/06/19	47-80	L	7-5-0	DNP	DNP	0-2-2	DNP	DNP	3-4-1
at Bradley	11/09/19	56-90	L	17-3-2	DNP	6-2-0	2-2-1	0-1-0	DNP	9-5-1
ANDERSON (IN)	11/11/19	72-55	w	17-5-3	DNP	0-4-2	4-6-0	2-4-0	0-1-0	7-7-1
at South Fla.	11/13/19	70-53	w	17-3-7	DNP	3-0-0	4-4-3	DNP	DNP	9-2-0
at Loyola Chicago	11/20/19	62-85	L	6-4-3	DNP	7-0-0	4-2-4	3-2-0	0-0-0	9-4-1
vs Loyola Maryland	11/25/19	77-81	L	12-6-3	DNP	0-0-0	1-0-3	3-1-0	DNP	7-5-5
vs Southern U.	11/26/19	77-83	L	6-5-3	DNP	0-0-0	7-2-1	DNP	0-0-0	13-6-0
EVANSVILLE	11/30/19	64-70	L	18-4-4	DNP	DNP	1-1-1	DNP	DNP	15-8-3
at Morehead State	12/04/19	51-56	L	13-5-3	2-3-0	DNP	0-1-3	0-0-0	DNP	7-5-0
at Ball St.	12/07/19	54-102	L	17-3-0	2-2-0	3-2-0	0-2-1	0-0-0	DNP	2-4-0
IND.-SOUTH BEND	12/10/19	80-60	w	15-2-3	0-0-0	11-2-0	1-2-2	DNP	0-0-0	10-3-1
PURDUE FORT WAYNE	12/14/19	74-65	w	17-5-4	DNP	5-1-1	2-0-0	DNP	DNP	6-4-1
at Fresno State	12/20/19	64-95	L	13-2-2	0-0-0	10-1-1	0-1-3	7-2-0	0-0-0	10-5-0
YOUNGSTOWN ST.	12/28/19	73-83	L	16-0-6	DNP	3-1-1	2-0-3	DNP	DNP	14-5-3
CLEVELAND ST.	12/30/19	80-82	L	23-0-6	DNP	2-0-2	11-4-4	0-0-0	DNP	DNP
at Milwaukee	01/03/20	74-78	L	18-4-3	DNP	DNP	4-5-5	DNP	DNP	6-3-2
at Green Bay	01/05/20	93-78	w	31-3-6	DNP	0-0-0	3-5-8	DNP	DNP	2-4-2
WRIGHT ST.	01/10/20	70-84	L	24-4-2	0-0-0	0-1-1	6-4-1	DNP	2-1-0	4-2-2
NORTHERN KY.	01/12/20	71-96	L	7-3-4	DNP	5-2-0	4-1-3	DNP	0-1-1	11-4-1
UIC	01/18/20	66-75	L	12-1-3	0-0-0	3-4-0	0-5-3	0-0-0	DNP	DNP
at Detroit Mercy	01/23/20	64-76	L	15-2-5	2-1-1	DNP	0-4-3	1-0-0	DNP	DNP
at Oakland	01/25/20	89-85	w	30-6-5	DNP	2-2-1	0-0-2	7-1-1	DNP	DNP
at Cleveland State	01/30/20	62-72	L	12-2-2	DNP	4-1-0	0-1-3	0-1-0	DNP	DNP
at Youngstown St.	02/01/20	76-91	L	13-0-3	DNP	DNP	2-2-3	5-2-1	DNP	DNP
GREEN BAY	02/06/20	85-91	L	32-1-3	DNP	DNP	3-2-4	0-1-0	DNP	DNP
				14	15	20	23	30	32	
Opponent	Date	Score		BURK,MARCU	WHITE,TAVE	STOLTZ,SAW	WEATHERFOR	TYSON,ZO	GOSS,ELYJA	
at Butler	11/06/19	47-80	L	17-5-1	DNP	DNP	6-5-1	8-5-2	6-3-0	
at Bradley	11/09/19	56-90	L	15-3-1	0-0-0	0-0-0	1-1-4	2-3-0	4-8-1	
ANDERSON (IN)	11/11/19	72-55	w	25-2-2	0-2-0	0-2-0	6-9-4	0-3-0	11-10-1	
at South Fla.	11/13/19	70-53	w	26-9-2	0-0-0	DNP	6-3-1	2-2-0	3-4-2	
at Loyola Chicago	11/20/19	62-85	L	23-3-0	0-0-0	0-0-0	0-0-3	8-4-1	2-5-1	
vs Loyola Maryland	11/25/19	77-81	L	32-3-1	DNP	DNP	4-5-4	4-1-0	14-13-0	
vs Southern U.	11/26/19	77-83	L	27-2-2	0-0-0	DNP	6-1-4	8-6-2	10-5-1	
EVANSVILLE	11/30/19	64-70	L	18-0-3	0-0-0	DNP	4-6-1	0-4-1	8-9-0	
at Morehead State	12/04/19	51-56	L	8-4-1	DNP	DNP	17-2-1	0-2-0	4-17-1	
at Ball St.	12/07/19	54-102	L	6-1-0	0-0-0	0-0-0	10-7-1	4-2-0	10-9-0	
IND.-SOUTH BEND	12/10/19	80-60	w	21-1-3	DNP	DNP	3-7-3	2-3-0	17-21-1	
PURDUE FORT WAYNE	12/14/19	74-65	w	22-4-4	DNP	DNP	14-4-6	0-1-0	8-11-0	
at Fresno State	12/20/19	64-95	L	2-2-0	DNP	DNP	16-3-1	0-2-1	6-7-0	
YOUNGSTOWN ST.	12/28/19	73-83	L	16-2-3	DNP	DNP	7-3-1	2-1-0	13-18-1	
CLEVELAND ST.	12/30/19	80-82	L	19-4-4	DNP	DNP	7-4-4	10-3-0	8-11-1	
at Milwaukee	01/03/20	74-78	L	15-3-1	DNP	DNP	10-7-1	2-1-0	19-16-0	
at Green Bay	01/05/20	93-78	w	27-6-2	DNP	DNP	13-6-2	4-1-1	13-17-1	
WRIGHT ST.	01/10/20	70-84	L	17-2-0	0-0-0	DNP	12-5-1	2-3-0	3-14-2	
NORTHERN KY.	01/12/20	71-96	L	25-3-3	0-0-0	DNP	12-8-2	4-2-0	3-11-0	
UIC	01/18/20	66-75	L	18-3-1	DNP	DNP	17-8-3	DNP	16-15-1	
at Detroit Mercy	01/23/20	64-76	L	25-10-3	0-2-0	DNP	6-4-4	DNP	15-12-0	
at Oakland	01/25/20	89-85	w	39-3-3	0-2-0	DNP	7-13-4	2-5-0	2-18-4	
at Cleveland State	01/30/20	62-72	L	18-6-2	7-2-1	DNP	11-5-6	DNP	10-12-1	
at Youngstown St.	02/01/20	76-91	L	22-3-2	2-0-0	DNP	19-3-2	DNP	13-11-0	
GREEN BAY	02/06/20	85-91	L	33-5-3	5-6-0	0-0-1	8-5-6	DNP	4-14-1	



## ALL-TIME RESULTS

Date	Res.	Loc.	Score
Dec. 22, 1986	W	H	72-66
Dec. 21, 1987	L	A	75-90
Feb. 7, 1990	L	A	88-106
Nov. 18, 2011	L	A	49-62
Feb. 23, 2013	L	H	88-95
Nov. 19, 2014	W	A	70-68
Jan. 10, 2018	W	H	72-71
Feb. 16, 2018	W	A	76-71
Jan. 19, 2019	L	A	57-64
Feb. 22, 2019	W	H	67-60
Jan. 3, 2020	L	A	74-78

shaded games denote IUPUI's Division I era  
score totals in **bold** denote highest in series history

## THE LAST MEETING - MILWAUKEE 78, IUPUI 74 (JAN. 3, 2020 - MILWAUKEE, WISC.)

### JAGUARS FALL AT MILWAUKEE DESPITE GOSS' MONSTER NIGHT

**MILWAUKEE, Wisc. (Jan. 3, 2020)** - Host Milwaukee closed with a 7-0 run, including a pair of go-ahead free throws from C.J. Wilbourne with 1:08 to play as the Panthers outlasted IUPUI, 78-74 inside Panther Arena on Friday night (Jan. 3). Milwaukee connected on 12-of-29 (41.4 percent) three-point attempts, six in each half, to fuel their attack.

Junior Elyjah Goss finished with a career-high 19 points, 16 rebounds and six blocked shots for his fifth double-double of the season and Jaylen Minnett added 18 points in the loss. IUPUI (4-12, 0-3 HL) misfired on its final five field goal attempts of the contest, including Minnett's potential game tying layup on the Jaguars' final possession of the game. "We're right there," head coach Byron Rimm II said. "It's just where it comes down to one bad shot or one missed assignment and that's been the margin so far. We could just as easily be 3-0 at this point."

Goss helped give the Jaguars one final opportunity, drawing a charge from MKE's Te'jon Lucas with 23 seconds left to negate a bucket. Trailing 76-74 with 21 seconds left, the Jaguars ultimately turned to Minnett on their final offensive possession. The Jaguars' second-leading scorer beat his opponent off the dribble, but was unsuccessful as his attempt went long. Isaiah Williams was called for a foul going for the offensive rebound, allowing MKE's Darius Roy to set the final margin at the free throw line.

"From every single game, it's been simple, small pieces that we can take - one game it was free throws and tonight it was transition defense," Goss said. "We're pretty much there. It's early in conference play. It's hard because they've been such tough, close losses, but we're going to figure this out and go on a little run (of wins)."

Josh Thomas staked MKE to a 71-70 lead with a trey with 3:09 remaining, only to see Marcus Burk retaliate with a jumper just inside the arc. Minnett extended the Jaguars' lead to 74-71 at the foul line with 2:32 left, but it would be IUPUI's final counters of the night.

DeAndre Abram tied the score at 74 all with a wing three and Minnett missed on a potential go-ahead drive with 1:24 left. The Jags nearly secured the offensive rebound as Mike DePersia came charging in to try and gather the loose ball, but lost his footing in front of the IUPUI bench to give the Panthers possession.

IUPUI (4-12, 0-3 HL) got an initial stop as Roy misfired on a contested jumper, but Wilbourne was fouled underneath as he was jostled for position for the offensive board, leading to the go-ahead free throws. Milwaukee was just 4-of-10 from the free throw line before hitting their final four of the night in the final 68 seconds to ice the win.

The Jaguars used a 13-0 run in the first half to build a 31-20 lead with 4:29 left before halftime. Minnett fueled the burst with a pair of triples, while Williams also scored three points during the run. The damage could have been deeper for the Jags as Burk got loose for a fast break, but lost the handle as he attempted a layup, leading to a Milwaukee transition opportunity. Roy cashed in at the other end, converting a three-point play to stop the Jaguars' run. Milwaukee ultimately outscored IUPUI 14-6 over the final four minutes of the half to cut the Jags' lead to 37-34 by intermission.

IUPUI finished at 44 percent from the floor, but just 2-of-13 (15.4 percent) from three-point range. Minnett finished at 2-of-7 with both makes coming during the first half run, while Burk was held 0-of-4 in a 15-point effort. Williams closed with six points and three boards and Mike DePersia added four points, five boards and a career-high five assists off the bench. The Jags were without Jamil Jackson Jr., who missed the game due to illness, limiting Rimm's rotation to seven players.

Goss continued to impress of late, giving him two double-doubles in the Jaguars' first three league games.

"This year, I've just come in with a new aggressive mindset," Goss said. "I can just grab every single rebound possible and just help my team with the small things, whether it's rebounding, scoring points in the paint, defending the basket or whatever the team needs, that's why I'm here."

IUPUI outscored Milwaukee 46-28 in the paint as the 46 points in the paint were easily a season-high.

Thomas led Milwaukee with 13 points and Arturro Bingham added 12, hitting 4-of-5 three-point attempts. Lucas closed with 11 points, six boards, six assists and six steals and Roy added 10 points. Abram just missed a double-double with nine points and 10 caroms, scoring all nine of his points from beyond the arc.

### IUPUI 74 • 4-12, 0-3 Horizon

#	Player	Total		3-Ptr		Rebounds		PF	TP	A	TO	Blk	Stl	Min
		FG-FGA	FG-FGA	FT-FTA	FT-FTA	Off	Def							
32	GOSS, Elyjah	f	7-13	0-0	5-6	6	10	16	1	19	0	1	6	35
00	MINNETT, Jaylen	g	6-17	2-7	4-5	0	4	4	3	18	3	1	0	38
13	WILLIAMS, Isaiah	g	2-7	0-0	2-4	0	3	3	4	6	2	2	0	23
14	BURK, Marcus	g	7-14	0-4	1-2	0	3	3	3	15	1	5	0	34
23	WEATHERFORD, Grant	g	4-6	0-1	2-2	1	6	7	1	10	1	4	0	2
10	DePersia, Mike		2-4	0-1	0-0	2	3	5	4	4	5	1	0	1
30	TYSON, Zo		1-1	0-0	0-0	0	1	1	1	2	0	0	0	8
Team						1	0	1						
Totals			29-62	2-13	14-19	10	30	40	17	74	12	15	6	7

FG % 1st Half: 15-34 44.1% 2nd half: 14-28 50.0% Game: 29-62 46.8%  
3FG % 1st Half: 2-9 22.2% 2nd half: 0-4 0.0% Game: 2-13 15.4%  
FT % 1st Half: 5-8 62.5% 2nd half: 9-11 81.8% Game: 14-19 73.7%

### Milwaukee 78 • 6-9, 1-2 Horizon

#	Player	Total		3-Ptr		Rebounds		PF	TP	A	TO	Blk	Stl	Min
		FG-FGA	FG-FGA	FT-FTA	FT-FTA	Off	Def							
05	C.J. Wilbourne	f	2-2	0-0	3-4	2	1	3	4	7	0	1	0	14
13	Courtney Brown Jr.	f	3-8	2-6	0-0	1	3	4	1	8	0	1	1	23
01	DeAndre Abram	g	3-9	3-6	0-0	3	7	10	2	9	2	1	0	29
03	Te'Jon Lucas	g	4-15	1-5	2-4	0	6	6	3	11	6	4	0	37
22	Shae Mitchell	g	0-1	0-0	0-0	1	0	1	0	0	0	1	0	7
02	Harrison Henderson		1-1	0-0	0-0	1	2	3	1	2	0	1	0	9
04	Wil Sessoms		3-4	0-0	0-2	2	2	4	5	6	1	2	0	17
10	Arturro Bingham		4-7	4-5	0-0	1	0	1	0	12	1	0	0	17
20	Darius Roy		3-13	1-5	3-3	0	4	4	3	10	5	2	1	27
24	Josh Thomas		6-8	1-2	0-1	1	0	1	2	13	2	0	0	1
34	Tyler Behrendt		0-0	0-0	0-0	0	0	0	0	0	0	0	0	0+
Team						1	1	2						
Totals			29-68	12-29	8-14	13	26	39	21	78	17	13	2	8

FG % 1st Half: 13-31 41.9% 2nd half: 16-37 43.2% Game: 29-68 42.6%  
3FG % 1st Half: 6-15 40.0% 2nd half: 6-14 42.9% Game: 12-29 41.4%  
FT % 1st Half: 2-6 33.3% 2nd half: 6-8 75.0% Game: 8-14 57.1%

Officials: Luke Chittum, Mark Riggs, Steve Honacki  
Technical fouls: IUPUI-None, Milwaukee-None.  
Attendance: 977

Score by periods	1st	2nd	Total
IUPUI	37	37	74
Milwaukee	34	44	78

Points	In	Off	2nd	Fast	Bench
IUPUI	46	19	16	4	6
MKE	28	20	10	22	43

Last FG - IUPUI 2nd-02:59, MKE 2nd-01:57.  
Largest lead - IUPUI by 11 1st-04:29, MKE by 7 2nd-05:53.  
IUPUI led for 22:29, MKE led for 12:16. Game was tied for 05:15.

Score tied - 8 times.  
Lead changed - 20 times.

## SERIES BREAKDOWN

**All-Time:** IUPUI is 5-6 against Milwaukee

**Current Streak:** MKE has won 1

**Longest IUPUI Winning Streak:** 3 games (Nov. 19, 2014 - Feb. 16, 2018)

**Longest IUPUI Losing Streak:** 4 games (Dec. 21, 1987 - Feb. 23, 2013)

**Last Matchup:** Milwaukee 78, IUPUI 74 (Jan. 3, 2020 - Milwaukee)

**Record at Home:** 3-1

**Record in Milwaukee:** 2-5

**Neutral:** 0-0

**Last 10 Matchups:** IUPUI is 4-6

**Largest Win:** 67-60 on Feb. 22, 2019

**Slimmest Win:** 72-71 on Jan. 10, 2018

**Largest Defeat:** 88-106 on Feb. 7, 1990

**Slimmest Defeat:** 74-78 on Jan. 3, 2020



**Byron Rimm II** was named the program's interim head coach for the 2019-2020 season on Aug. 27, 2019, becoming the ninth head coach in program history. He originally joined the IUPUI program in October 2018 as the Jaguars' associate head coach.

In his first season on the Jaguars' sidelines, IUPUI's 16 wins were the program's most since a 19-win campaign in 2010-

11. Included in the wins was a benchmark road win at ACC foe Boston College and a win of the Niagara Regional of the Fort Myers Tip-Off Classic during non-conference play. The Jaguars were later selected to play in the 2019 CIT, earning the program's third postseason appearance in the Division I era.

Rimm has an extensive background in college basketball including having served as head coach at Prairie View A&M from 2006-15. During his time with the Panthers, the program ascended to new heights, including back-to-back appearances in the SWAC tournament championship game in 2013 and 2014. Before Prairie View, the Pensacola, Fla.-native gained valuable experience on the West Coast, which included assistant coaching stops at Pasadena City College and Chaffey Community College from 1997-2000.

He directed Cal State San Bernardino to a No. 3 national ranking in NCAA Division II during the 2000 campaign and then took over the reins as the head women's basketball coach at Texas College in Tyler, Texas, guiding the team to a 20-12 mark in his lone season. At the time, the 20-12 mark was the most successful season in program history. He then had a four-year run as the head men's coach with Jarvis Christian College before joining Prairie View A&M as an assistant for the 2005-06 season. He was promoted to the head coaching spot the following season at age 32.

He coached Prairie View A&M to winning seasons in 2008-09 and 2009-10 and won 115 games during his time as head coach. His 2014 squad boasted the highest APR ranking among SWAC teams and also registered the best score in program history.

Since then, Rimm has served as the director of basketball operations at Texas A&M Corpus Christi in 2016-17 and as an assistant at UC Riverside in 2017-18.

Rimm played at Ventura College and California State University Los Angeles before earning his degree from Cal State, Los Angeles in 1999. He earned his master's degree in education from American InterContinental University in 2005.



## THE RIMM FILE

**School:** Cal State, Los Angeles, '99

**Seasons with IUPUI:** .....2nd season

**Career Record:**..... 188-261 (14 years)

**Division I Record:** .....121-210 (10 years)

**IUPUI Record:**..... 6-19 (1 year)

### Coaching Experience:

.....1997-99, Asst. Coach, Pasadena C.C.  
 ..... 1999-00, Asst. Coach, Chaffey College  
 ..... 2000-01, Asst. Coach, Cal State San Bernadino  
 ..... 2001-02, Head Coach, Texas College (women)  
 ..... 2002-05, Head Coach, Jarvis Christian  
 ..... 2006-16, Head Coach, Prairie View A&M  
 ..... 2016-17, Director of Ops., Texas A&M CC  
 ..... 2017-18, Assistant Coach, UC Riverside  
 ..... 2018-19, Associate Head Coach, IUPUI  
 .....2019-pres., Interim Head Coach, IUPUI





## PLAYER BIOS



### JAYLEN MINNETT

# #0

**Junior | Guard**  
**6-1 | 180**  
**Terre Haute, Ind.**  
**Terre Haute South**

**Birthdate:** July 24, 1999 (age 20)  
**Major:** Sports Management

#### QUICK NOTES

**2019 Horizon League 6th Man of the Year**... tallied his 1,000th career point against Green Bay on Feb. 6... his 78 3's made last season was the 7th-highest single-season total in IUPUI history... his 7.1 ppg scoring average as a frosh was the highest by an IUPUI rookie since Alex Young averaged 10.8 points per game in 2008-09... his 51 3's made in '17-18 were the most by a freshman in the program's D1-era... named to the Indiana All-Star Team... finished as Terre Haute South's all-time leading scorer (1,782 career pts).

#### CAREER/SEASON HIGHS

CAREER HIGH	CATEGORY	SEASON HIGH
32 vs. Green Bay (2/6/2020)	PTS	32 vs. Green Bay (2/6/2020)
6 - twice	REB	6 - twice
7 at South Florida (11/13/19)	AST	7 at South Florida (11/13/19)
11 vs. Green Bay (2/6/2020)	FG	11 vs. Green Bay (2/6/2020)
27 vs. Green Bay (2/6/2020)	FGA	27 vs. Green Bay (2/6/2020)
8 vs. Green Bay (2/6/2020)	3FG	8 vs. Green Bay (2/6/2020)
18 vs. Green Bay (2/6/2020)	3FGA	18 vs. Green Bay (2/6/2020)
9 at Green Bay (1/5/2020)	FT	9 at Green Bay (1/5/2020)
9 - twice	FTA	9 - twice
4 at South Florida (11/13/19)	STL	4 at South Florida (11/13/19)
1 - 6x	BLK	1 - 3x
40 - twice	MIN	40 - twice

#### GAME-BY-GAME

Opponent	MIN	FG	3FG	FT	O-D-T	PF	A	TO	B	S	PTS
at Butler*	34	3-12	1-7	0-0	2-3-5	2	0	0	1	0	7
at Bradley*	29	5-11	5-8	2-2	0-3-3	0	2	2	0	0	17
Anderson*	29	6-14	4-10	1-2	0-5-5	3	3	1	0	1	17
at South Fla.*	34	5-14	4-9	3-3	1-2-3	0	7	4	0	4	17
at Loyola*	30	2-8	2-8	0-0	1-3-4	0	3	3	0	1	6
vs. Loyola (Md.)*	30	5-13	2-8	0-0	1-5-6	4	3	6	0	3	12
vs. Southern*	27	2-10	1-5	1-1	0-5-5	0	3	1	0	0	6
Evansville*	36	6-17	3-11	3-4	0-4-4	3	4	0	0	0	18
at Morehead St.*	38	5-17	2-7	1-3	1-4-5	1	3	0	0	3	13
at Ball St.*	35	6-12	4-7	1-3	0-3-3	0	0	1	0	1	17
IU South Bend*	35	5-12	5-10	0-0	0-2-2	2	3	5	1	2	15
Purdue FW*	36	5-16	3-11	4-4	0-5-5	0	4	2	0	0	17
at Fresno St.*	38	4-10	2-7	3-4	0-2-2	2	2	1	0	1	13
Y'town St.*	34	6-13	4-9	0-0	0-0-0	3	6	6	0	1	16
Cleveland St.*	37	8-16	7-13	0-0	0-0-0	3	6	1	0	2	23
at Milwaukee*	38	6-17	2-7	4-5	0-4-4	3	3	1	0	2	18
at Green Bay*	40	8-15	6-10	9-9	0-3-3	1	6	1	0	1	31
Wright St.*	38	7-17	3-12	7-9	2-2-4	1	2	1	0	3	24
Northern Ky.*	34	1-7	1-5	4-4	0-3-3	1	4	2	0	1	7
UIC*	35	3-13	2-8	4-4	0-1-1	4	3	3	1	1	12
at Detroit Mercy*	36	6-17	3-12	0-0	0-2-2	3	5	6	0	1	15
at Oakland*	40	10-24	6-14	4-5	1-5-6	2	5	7	0	1	30
at Cleveland St.*	33	4-13	2-7	2-2	0-2-2	5	2	4	0	0	12
at Y'town St.*	33	4-13	3-9	2-2	0-0-0	1	3	1	0	1	13
Green Bay*	37	11-27	8-18	2-3	0-1-1	3	3	3	0	0	32
Milwaukee											
at Northern Ky.											
at Wright St.											
at UIC											
Oakland											
Detroit Mercy											
HL 1st Round											
HL 2nd Round											
HL Semis											
HL Finals											

\* denotes starter

#### CAREER STATS

Season	GP-GS	MIN-Avg	FG	Pct.	3FG	Pct.	FT	Pct.
2017-18	30-4	630-21.0	69-173	.399	51-126	.405	24-30	.800
2018-19	33-1	790-23.9	131-368	.356	78-247	.316	55-63	.873
2019-20	25-25	866-34.6	133-358	.372	85-232	.366	57-69	.826
<b>TOTALS</b>	<b>88-30</b>	<b>2286-26.0</b>	<b>333-899</b>	<b>.370</b>	<b>214-605</b>	<b>.354</b>	<b>136-162</b>	<b>.840</b>

#### REBOUNDS

Season	O-D-REB-AVG.	PF-DQ	AST	TO	BLK	STL	PTS-PPG
2017-18	12-24-36-1.2	42-0	35	39	1	14	213-7.1
2018-19	10-58-68-2.1	53-0	65	49	2	29	395-12.0
2019-20	9-69-78-3.1	47-1	85	62	3	30	408-16.3
<b>TOTALS</b>	<b>31-151-182-2.1</b>	<b>142-1</b>	<b>185</b>	<b>150</b>	<b>6</b>	<b>73</b>	<b>1016-11.5</b>



### JAKOBY KEMP

# #1

**Junior | Forward**  
**6-8 | 190**  
**Layton, Utah**  
**Layton (Missouri/Salt Lake C.C.)**

**Birthdate:** September 22, 1997 (age 22)  
**Major:** General Studies

#### QUICK NOTES

Redshirted as a freshman at Missouri before transferring to play at Salt Lake Community College last season... helped Salt Lake to a 30-3 record and a trip to the NJCAA Tournament after winning the District I title... averaged 4.5 points and 2.6 rebounds per game as a freshman at Salt Lake... first-ever native of Utah in the IUPUI basketball program's history... older brother, Marcus, is a wide receiver for the Kansas City Chiefs (currently on IR) and played collegiately at Hawaii.

#### CAREER/SEASON HIGHS

CAREER HIGH	CATEGORY	SEASON HIGH
8 vs. IU Northwest (12/12/18)	PTS	2 - 3x
4 at Cleveland State (2/16/19)	REB	3 at Morehead State (12/4/19)
1 - twice	AST	1 at Detroit Mercy (1/23/20)
3 vs. IU Northwest (12/12/18)	FG	1 - 3x
7 at Ball State (12/7/19)	FGA	7 at Ball State (12/7/19)
---	3FG	---
1 - twice	3FGA	1 at Detroit Mercy (1/23/20)
3 vs. IU Kokomo (12/6/18)	FT	---
4 vs. IU Kokomo (12/6/18)	FTA	---
1 - twice	STL	1 at Ball State (12/7/19)
1 vs. IU Kokomo (12/6/18)	BLK	---
11 - 3x	MIN	11 - twice

#### GAME-BY-GAME

Opponent	MIN	FG	3FG	FT	O-D-T	PF	A	TO	B	S	PTS
at Butler											DID NOT PLAY
at Bradley											DID NOT PLAY
Anderson											DID NOT PLAY
at South Fla.											DID NOT PLAY
at Loyola											DID NOT PLAY
vs. Loyola (Md.)											DID NOT PLAY
vs. Southern											DID NOT PLAY
Evansville											DID NOT PLAY
at Morehead St.	6	1-2	0-0	0-0	0-3-3	0	0	1	0	0	2
at Ball St.	11	1-7	0-0	0-0	2-0-2	1	0	0	0	1	2
IU South Bend	2	0-1	0-1	0-0	0-0-0	0	0	0	0	0	0
Purdue FW											DID NOT PLAY
at Fresno St.	0+	0-0	0-0	0-0	0-0-0	1	0	1	0	0	0
Y'town St.											DID NOT PLAY
Cleveland St.											DID NOT PLAY
at Milwaukee											DID NOT PLAY
at Green Bay											DID NOT PLAY
Wright St.	2	0-1	0-0	0-0	0-0-0	1	0	0	0	0	0
Northern Ky.											DID NOT PLAY
UIC	3	0-0	0-0	0-0	0-0-0	1	0	0	0	0	0
at Detroit Mercy	11	1-2	0-1	0-0	1-0-1	0	1	1	0	0	2
at Oakland											DID NOT PLAY
at Cleveland St.											DID NOT PLAY
at Y'town St.											DID NOT PLAY
Green Bay											DID NOT PLAY
Milwaukee											
at Northern Ky.											
at Wright St.											
at UIC											
Oakland											
Detroit Mercy											
HL 1st Round											
HL 2nd Round											
HL Semis											
HL Finals											

\* denotes starter

#### CAREER STATS


Season	GP-GS	MIN-Avg	FG	Pct.	3FG	Pct.	FT	Pct.
2018-19	6-0	34-5.7	6-7	.857	0-1	.000	5-8	.625
2019-20	7-0	35-5.0	3-13	.231	0-2	.000	0-0	.000
<b>TOTALS</b>	<b>13-0</b>	<b>69-5.3</b>	<b>9-20</b>	<b>.450</b>	<b>0-3</b>	<b>.000</b>	<b>5-8</b>	<b>.625</b>

#### REBOUNDS

Season	O-D-REB-AVG.	PF-DQ	AST	TO	BLK	STL	PTS-PPG
2018-19	5-3-8-1.3	5-0	1	4	1	1	17-2.8
2019-20	3-3-6-0.9	4-0	1	3	0	1	6-0.9
<b>TOTALS</b>	<b>8-6-14-1.1</b>	<b>9-0</b>	<b>2</b>	<b>7</b>	<b>1</b>	<b>2</b>	<b>23-1.8</b>



## PLAYER BIOS



### JAMIL JACKSON JR. #2

**Junior | Guard/Forward**  
**6-6 | 190**  
**Minneapolis, Minn.**  
**Minneapolis North (Southern Utah)**

**Birthdate:** Mar. 5, 1998 (age 21)  
**Major:** General Studies

#### QUICK NOTES

Joined the IUPUI program in the summer of 2018 and sat out the 2018-19 season after transferring in from Southern Utah... limited to five games at SUU, totaling 14 points before missing the remainder of the season to injury... was an HM NJCAA All-American selection after averaging 16.3 ppg and 6.4 rpg as a freshman at Williston State in 2016-17... was named among the nation's Top 75 JUCO players after that season... hasn't played in a game since Nov. 25, 2017 when SUU lost at UNLV, 101-82... full name is Nieta Jamil Aki Jackson.

#### CAREER/SEASON HIGHS

CAREER HIGH	CATEGORY	SEASON HIGH
11 vs. IU South Bend (12/10/19)	PTS	11 vs. IU South Bend (12/10/19)
4 - twice	REB	4 - twice
2 - 4x	AST	2 - twice
4 - twice	FG	4 vs. IU South Bend (12/10/19)
13 vs. IU South Bend (12/10/19)	FGA	13 vs. IU South Bend (12/10/19)
2 - twice	3FG	2 - twice
5 at Fresno State (12/20/19)	3FGA	5 at Fresno State (12/20/19)
4 at Bradley (11/9/19)	FT	4 at Bradley (11/9/19)
5 at Bradley (11/9/19)	FTA	5 at Bradley (11/9/19)
1 - 5x	STL	1 - 3x
1 - twice	BLK	1 vs. Purdue Fort Wayne (12/14/19)
24 at Fresno State (12/20/19)	MIN	24 at Fresno State (12/20/19)

#### GAME-BY-GAME

Opponent	MIN	FG	3FG	FT	O-D-T	PF	A	TO	B	S	PTS
at Butler					DID NOT PLAY						
at Bradley	19	1-5	0-3	4-5	0-2-2	1	0	1	0	0	6
Anderson	16	0-5	0-3	0-0	0-4-4	0	2	0	0	0	0
at South Fla.	9	1-4	1-3	0-0	0-0-0	2	0	2	0	0	3
at Loyola	5	2-3	2-2	1-2	0-0-0	0	0	1	0	0	7
vs. Loyola (Md.)	7	0-1	0-1	0-0	0-0-0	1	0	1	0	0	0
vs. Southern	2	0-0	0-0	0-0	0-0-0	0	0	0	0	0	0
Evansville					DID NOT PLAY						
at Morehead St.					DID NOT PLAY						
at Ball St.	16	1-4	0-2	1-2	0-2-2	1	0	2	0	0	3
IU South Bend	14	4-13	0-3	3-4	2-0-2	0	0	0	0	1	11
Purdue FW	17	2-6	1-3	0-0	0-1-1	0	1	0	1	1	5
at Fresno St.	24	3-9	2-5	2-3	0-1-1	3	1	2	0	0	10
Y'town St.	8	1-1	1-1	0-0	0-1-1	1	1	2	0	0	3
Cleveland St.	20	1-5	0-3	0-0	0-0-0	1	2	2	0	0	2
at Milwaukee					DID NOT PLAY						
at Green Bay	3	0-1	0-1	0-0	0-0-0	1	0	0	0	0	0
Wright St.	5	0-2	0-1	0-0	1-0-1	1	1	1	0	0	0
Northern Ky.	13	1-6	0-4	3-4	0-2-2	3	0	1	0	1	5
UIC	12	1-5	0-2	1-2	1-3-4	0	0	1	0	0	3
at Detroit Mercy					DID NOT PLAY						
at Oakland	10	1-2	0-1	0-0	0-2-2	2	1	0	0	0	2
at Cleveland St.	5	1-2	1-2	1-2	0-1-1	0	0	0	0	0	4
at Y'town St.					DID NOT PLAY						
Green Bay					DID NOT PLAY						
Milwaukee											
at Northern Ky.											
at Wright St.											
at UIC											
Oakland											
Detroit Mercy											
HL 1st Round											
HL 2nd Round											
HL Semis											
HL Finals											

\* denotes starter

#### CAREER STATS

Season	GP-GS	MIN-Avg	FG	Pct.	3FG	Pct.	FT	Pct.
2017-18*	5-0	71-14.2	6-14	.429	0-3	.000	2-2	1.000
2019-20	18-0	206-11.4	20-74	.270	8-40	.200	16-24	.667
<b>TOTALS</b>	<b>18-0</b>	<b>206-11.4</b>	<b>20-74</b>	<b>.270</b>	<b>8-40</b>	<b>.200</b>	<b>16-24</b>	<b>.667</b>

REBOUNDS							
Season	O-D-REB-AVG.	PF-DQ	AST	TO	BLK	STL	PTS-PPG
2017-18*	1-1-2-0.4	9-1	5	3	1	2	14-2.8
2019-20	4-19-23-1.3	17-0	9	16	1	3	64-3.6
<b>TOTALS</b>	<b>4-19-23-1.3</b>	<b>17-0</b>	<b>9</b>	<b>16</b>	<b>1</b>	<b>3</b>	<b>64-3.6</b>

\*at Southern Utah | TOTALS only reflect IUPUI totals



### MIKE DePERSIA #10

**Freshman | Guard**  
**5-11 | 170**  
**Cherry Hill, N.J.**  
**Haddonfield Memorial**

**Birthdate:** Apr. 30, 2000 (age 19)  
**Major:** Biomedical Engineering

#### QUICK NOTES

Named the South Jersey Player of the Decade... starting PG on two-time New Jersey state champion Haddonfield Memorial team... the DePersia family is one of just four families in New Jersey high school history to have three siblings all score 1,000 career points as his twin brothers, Nick and Rob, also hit for 1,000 career points... Nick and Rob later played at Rowan University in Glassboro, N.J.... Rob now serves as a graduate assistant on Villanova's MBB staff... played AAU for Team Speed/YIS AAU.

#### CAREER/SEASON HIGHS

CAREER HIGH	CATEGORY	SEASON HIGH
11 vs. Cleveland St. (12/30/2019)	PTS	11 vs. Cleveland St. (12/30/2019)
6 vs. Anderson (11/11/19)	REB	6 vs. Anderson (11/11/19)
8 at Green Bay (1/5/2020)	AST	8 at Green Bay (1/5/2020)
3 vs. Cleveland St. (12/30/2019)	FG	3 vs. Cleveland St. (12/30/2019)
6 at Loyola Chicago (11/20/19)	FGA	6 at Loyola Chicago (11/20/19)
1 - twice	3FG	1 - twice
3 - twice	3FGA	3 - twice
6 vs. Wright St. (1/10/20)	FT	6 vs. Wright St. (1/10/20)
10 vs. Wright St. (1/10/20)	FTA	10 vs. Wright St. (1/10/20)
3 - 3x	STL	3 - 3x
---	BLK	---
37 at Loyola Chicago (11/20/19)	MIN	37 at Loyola Chicago (11/20/19)

#### GAME-BY-GAME

Opponent	MIN	FG	3FG	FT	O-D-T	PF	A	TO	B	S	PTS
at Butler	26	0-1	0-1	0-0	0-2-2	2	2	1	0	0	0
at Bradley	22	1-4	0-3	0-1	0-2-2	2	1	0	0	0	2
Anderson*	33	2-4	0-2	0-1	1-5-6	2	0	5	0	1	4
at South Fla.*	30	2-3	0-1	0-0	2-2-4	3	3	3	0	2	4
at Loyola*	37	2-6	0-1	0-0	1-1-2	3	4	1	0	3	4
vs. Loyola (Md.)*	25	0-3	0-2	1-2	0-0-0	1	3	0	0	2	1
vs. Southern*	26	2-5	0-0	3-5	1-1-2	4	1	1	0	0	7
Evansville*	20	0-2	0-1	1-2	0-1-1	1	1	0	0	0	1
at Morehead St.	13	0-2	0-2	0-0	0-1-1	1	3	0	0	1	0
at Ball St.	15	0-1	0-0	0-1	2-0-2	2	1	2	0	0	0
IU South Bend	16	0-5	0-2	1-2	1-1-2	1	2	2	0	3	1
Purdue FW	15	1-2	0-1	0-0	0-0-0	2	0	1	0	1	2
at Fresno St.	24	0-1	0-0	0-0	0-1-1	1	3	5	0	1	0
Y'town St.	14	1-1	0-0	0-2	0-0-0	0	3	0	0	2	2
Cleveland St.*	24	3-3	1-1	4-4	2-2-4	3	4	3	0	2	11
at Milwaukee	24	2-4	0-1	0-0	2-3-5	4	5	1	0	1	4
at Green Bay	31	1-5	1-3	0-0	2-3-5	4	8	1	0	1	3
Wright St.	19	0-1	0-1	6-10	1-3-4	1	1	1	0	0	6
Northern Ky.	18	2-4	0-2	0-0	0-1-1	4	3	0	0	0	4
UIC*	32	0-2	0-1	0-1	0-5-5	0	3	1	0	2	0
at Detroit Mercy*	33	0-5	0-2	0-0	1-3-4	2	3	1	0	3	0
at Oakland	9	0-0	0-0	0-0	0-0-0	0	2	3	0	1	0
at Cleveland St.	21	0-1	0-1	0-0	0-1-1	1	3	2	0	1	0
at Y'town St.	23	1-2	0-0	0-2	1-1-2	0	3	1	0	0	2
Green Bay	14	1-3	0-0	1-1	1-1-2	1	4	0	0	0	3
Milwaukee											
at Northern Ky.											
at Wright St.											
at UIC											
Oakland											
Detroit Mercy											
HL 1st Round											
HL 2nd Round											
HL Semis											
HL Finals											


\* denotes starter

#### CAREER STATS

Season	GP-GS	MIN-Avg	FG	Pct.	3FG	Pct.	FT	Pct.
2019-20	25-9	564-22.6	21-69	.304	2-28	.071	17-34	.500
<b>TOTALS</b>	<b>25-9</b>	<b>564-22.6</b>	<b>21-69</b>	<b>.304</b>	<b>2-28</b>	<b>.071</b>	<b>17-34</b>	<b>.500</b>

REBOUNDS							
Season	O-D-REB-AVG.	PF-DQ	AST	TO	BLK	STL	PTS-PPG
2019-20	18-40-58-2.3	45-0	66	35	0	27	61-2.4
<b>TOTALS</b>	<b>18-40-58-2.3</b>	<b>45-0</b>	<b>66</b>	<b>35</b>	<b>0</b>	<b>27</b>	<b>61-2.4</b>

## PLAYER BIOS



### BRANDON KENYON #11

Sophomore | Forward/Center  
6-10 | 225  
Caledonia, Ontario  
RISE Prep

Birthdate: February 18, 1999 (age 20)  
Major: Criminal Justice

#### QUICK NOTES

First Canadian-born IUPUI player since 1998-1999 (Shaun Clarke), however Clarke red-shirted his lone season and never appeared in a game for the Jaguars... was a teammate of Duke's R.J. Barrett and Florida guard Andrew Nembhard while playing for the 17U Nike EYBL UPLAY Canada program... is one of 119 Canadians playing Division I basketball this season, 77 of whom are Ontario natives.

#### CAREER/SEASON HIGHS

CAREER HIGH	CATEGORY	SEASON HIGH
8 vs. IU Kokomo (12/6/18)	PTS	7 - twice
4 - twice	REB	4 vs. Anderson (11/11/19)
1 - 3x	AST	1 - twice
3 vs. IU Kokomo (12/6/18)	FG	2 - 3x
6 vs. IU Kokomo (12/6/18)	FGA	4 at Oakland (1/25/20)
1 - twice	3FG	1 - twice
2 - 4x	3FGA	2 - 3x
3 - twice	FT	3 at Fresno State (12/20/19)
3 - twice	FTA	3 at Fresno State (12/20/19)
1 - 4x	STL	1 - twice
1 - 3x	BLK	1 at Cleveland State (1/30/20)
20 - twice	MIN	20 - twice

#### GAME-BY-GAME

Opponent	MIN	FG	3FG	FT	O-D-T	PF	A	TO	B	S	PTS
at Butler					DID NOT PLAY						
at Bradley	5	0-0	0-0	0-0	0-1-1	3	0	0	0	1	0
Anderson	9	1-3	0-1	0-0	1-3-4	3	0	1	0	0	2
at South Fla.					DID NOT PLAY						
at Loyola	6	1-3	1-2	0-0	1-1-2	1	0	0	0	1	3
vs. Loyola (Md.)	9	1-2	0-1	1-2	0-1-1	2	0	0	0	0	3
vs. Southern					DID NOT PLAY						
Evansville					DID NOT PLAY						
at Morehead St.	2	0-0	0-0	0-0	0-0-0	0	0	0	0	0	0
at Ball St.	7	0-2	0-1	0-0	0-0-0	0	0	0	0	0	0
IU South Bend					DID NOT PLAY						
Purdue FW					DID NOT PLAY						
at Fresno St.	6	2-2	0-0	3-3	0-2-2	1	0	0	0	0	7
Y'town St.					DID NOT PLAY						
Cleveland St.	1	0-1	0-0	0-0	0-0-0	0	0	0	0	0	0
at Milwaukee					DID NOT PLAY						
at Green Bay					DID NOT PLAY						
Wright St.					DID NOT PLAY						
Northern Ky.					DID NOT PLAY						
UIC	1	0-0	0-0	0-0	0-0-0	0	0	0	0	0	0
at Detroit Mercy	3	0-0	0-0	1-2	0-0-0	0	0	0	0	0	1
at Oakland*	20	2-4	1-2	2-2	1-0-1	4	1	0	0	0	7
at Cleveland St.*	10	0-3	0-2	0-0	1-0-1	3	0	2	1	0	0
at Y'town St.*	20	2-3	0-0	1-2	2-0-2	1	1	1	0	0	5
Green Bay*	13	0-1	0-1	0-0	0-1-1	2	0	0	0	0	0
Milwaukee											
at Northern Ky.											
at Wright St.											
at UIC											
Oakland											
Detroit Mercy											
HL 1st Round											
HL 2nd Round											
HL Semis											
HL Finals											


\* denotes starter

#### CAREER STATS

Season	GP-GS	MIN-Avg	FG	Pct.	3FG	Pct.	FT	Pct.
2018-19	7-0	42-6.0	6-16	.375	0-4	.000	6-9	.667
2019-20	14-4	112-8.0	9-24	.375	2-10	.200	8-11	.727
<b>TOTALS</b>	<b>21-4</b>	<b>154-7.3</b>	<b>15-40</b>	<b>.375</b>	<b>2-14</b>	<b>.114</b>	<b>14-20</b>	<b>.700</b>

#### REBOUNDS

Season	O-D-REB-AVG.	PF-DQ	AST	TO	BLK	STL	PTS-PPG
2018-19	2-6-8-1.1	6-1	1	1	2	2	18-2.6
2019-20	6-9-15-1.1	20-0	2	4	1	2	28-2.0
<b>TOTALS</b>	<b>8-15-23-1.1</b>	<b>26-1</b>	<b>3</b>	<b>5</b>	<b>3</b>	<b>4</b>	<b>46-2.2</b>



### MARLON TAYLOR #12

R-Freshman | Guard/Forward  
6-5 | 220  
South Bend, Ind.  
South Bend Riley (Indiana State)

Birthdate: Jan. 12, 2000 (age 20)  
Major: Pre-Engineering

#### QUICK NOTES

Non-scholarship player joined IUPUI from Indiana State... granted immediate eligibility for the '19-20 season after only appearing in an exhibition game for the Sycamores (4 min, 2 reb vs. Rose-Hulman)... helped South Bend Riley to a 26-1 record and semistate runner-up finish his senior year... was one of four D1 players on his high school team, joining Damezi Anderson (Indiana), Shamar Dillard (Western Illinois) and Rylen Grundy (Fort Wayne)... also ran track in high school... won dunk contest at this year's Red-White Event.

#### CAREER/SEASON HIGHS

CAREER HIGH	CATEGORY	SEASON HIGH
2 vs. Wright St. (1/10/20)	PTS	2 vs. Wright St. (1/10/20)
1 - 3x	REB	1 - 3x
1 vs. Northern Kentucky (1/12/20)	AST	1 vs. Northern Kentucky (1/12/20)
1 vs. Wright St. (1/10/20)	FG	1 vs. Wright St. (1/10/20)
2 vs. Wright St. (1/10/20)	FGA	2 vs. Wright St. (1/10/20)
---	3FG	---
---	3FGA	---
---	FT	---
---	FTA	---
1 vs. Anderson (11/11/19)	STL	1 vs. Anderson (11/11/19)
---	BLK	---
4 vs. Anderson (11/11/19)	MIN	4 vs. Anderson (11/11/19)

#### GAME-BY-GAME

Opponent	MIN	FG	3FG	FT	O-D-T	PF	A	TO	B	S	PTS
at Butler					DID NOT PLAY						
at Bradley					DID NOT PLAY						
Anderson	4	0-1	0-0	0-0	0-1-1	0	0	1	0	1	0
at South Fla.					DID NOT PLAY						
at Loyola	2	0-0	0-0	0-0	0-0-0	0	0	0	0	0	0
vs. Loyola (Md.)					DID NOT PLAY						
vs. Southern	0+	0-0	0-0	0-0	0-0-0	0	0	0	0	0	0
Evansville					DID NOT PLAY						
at Morehead St.					DID NOT PLAY						
at Ball St.					DID NOT PLAY						
IU South Bend	1	0-0	0-0	0-0	0-0-0	0	0	0	0	0	0
Purdue FW					DID NOT PLAY						
at Fresno St.	0+	0-0	0-0	0-0	0-0-0	0	0	0	0	0	0
Y'town St.					DID NOT PLAY						
Cleveland St.					DID NOT PLAY						
at Milwaukee					DID NOT PLAY						
at Green Bay					DID NOT PLAY						
Wright St.	1	1-2	0-0	0-0	1-0-1	0	0	0	0	0	2
Northern Ky.	2	0-0	0-0	0-0	0-1-1	0	1	0	0	0	0
UIC					DID NOT PLAY						
at Detroit Mercy					DID NOT PLAY						
at Oakland					DID NOT PLAY						
at Cleveland St.					DID NOT PLAY						
at Y'town St.					DID NOT PLAY						
Green Bay					DID NOT PLAY						
Milwaukee											
at Northern Ky.											
at Wright St.											
at UIC											
Oakland											
Detroit Mercy											
HL 1st Round											
HL 2nd Round											
HL Semis											
HL Finals											

\* denotes starter


#### CAREER STATS

Season	GP-GS	MIN-Avg	FG	Pct.	3FG	Pct.	FT	Pct.
2019-20	7-0	10-1.4	1-3	.333	0-0	.000	0-0	.000
<b>TOTALS</b>	<b>7-0</b>	<b>10-1.4</b>	<b>1-3</b>	<b>.333</b>	<b>0-0</b>	<b>.000</b>	<b>0-0</b>	<b>.000</b>

#### REBOUNDS

Season	O-D-REB-AVG.	PF-DQ	AST	TO	BLK	STL	PTS-PPG
2019-20	1-2-3-0.4	0-0	1	1	0	1	2-0.3
<b>TOTALS</b>	<b>1-2-3-0.4</b>	<b>0-0</b>	<b>1</b>	<b>1</b>	<b>0</b>	<b>1</b>	<b>2-0.3</b>

## PLAYER BIOS



### ISAIAH WILLIAMS

# #13

**Junior | Guard/Forward**  
**6-8 | 225**  
**Dayton, Ohio**  
**Stivers School for the Arts (Pensacola St.)**

**Birthdate:** Jan. 20, 1998 (age 22)  
**Major:** General Studies

#### QUICK NOTES

Known by his teammates as Zay... well traveled wing is on his fourth school in four years... began his career at Akron (2016-17), but sat out as a redshirt... played freshman campaign at Liberty (2017-18), appearing in 30 games and making 10 starts while averaging 4.2 points and 2.2 rebounds per game... played last season at Pensacola State (Fla.) College, where he averaged 13.1 points and 5.4 rebounds per game... was a first-team All-City and 2nd team All-State honoree after his senior year at Stivers School for the Arts in Dayton.

#### CAREER/SEASON HIGHS

CAREER HIGH	CATEGORY	SEASON HIGH
15 vs. Evansville (11/30/19)	PTS	15 vs. Evansville (11/30/19)
8 vs. Evansville (11/30/19)	REB	8 vs. Evansville (11/30/19)
5 vs. Loyola (Md.) (11/25/2019)	AST	5 vs. Loyola (Md.) (11/25/2019)
5 vs. Evansville (11/30/19)	FG	5 vs. Evansville (11/30/19)
9 vs. Northern Kentucky (1/12/20)	FGA	9 vs. Northern Kentucky (1/12/20)
2 vs. Youngstown State (12/28/19)	3FG	2 vs. Youngstown State (12/28/19)
4 vs. Youngstown State (12/28/19)	3FGA	4 vs. Youngstown State (12/28/19)
9 vs. Clarks Summit (11/10/17)	FT	5 - 3x
11 vs. Clarks Summit (11/10/17)	FTA	10 vs. Evansville (11/30/19)
2 - 3x	STL	2 - 3x
2 - twice	BLK	2 - twice
32 vs. Evansville (11/30/19)	MIN	32 vs. Evansville (11/30/19)

#### GAME-BY-GAME

Opponent	MIN	FG	3FG	FT	O-D-T	PF	A	TO	B	S	PTS
at Butler*	26	1-5	0-0	1-5	2-2-4	3	1	3	0	0	3
at Bradley*	29	3-8	1-1	2-5	1-4-5	1	1	4	0	1	9
Anderson*	18	3-8	0-1	1-5	3-4-7	4	1	1	0	0	7
at South Fla.*	26	3-6	1-1	2-4	1-1-2	4	0	2	0	0	9
at Loyola*	19	2-6	0-1	5-6	2-2-4	5	1	4	0	0	9
vs. Loyola (Md.)	23	3-5	0-0	1-3	1-4-5	2	5	2	0	2	7
vs. Southern	25	4-7	0-0	5-8	4-2-6	1	0	0	0	0	13
Evansville	32	5-7	0-0	5-10	2-6-8	4	3	3	0	0	15
at Morehead St.	21	3-8	0-0	1-4	2-3-5	4	0	5	2	0	7
at Ball St.	19	1-7	0-0	0-0	1-3-4	5	0	2	0	0	2
IU South Bend*	24	3-7	0-0	4-4	3-0-3	0	1	1	2	2	10
Purdue FW*	23	3-5	0-0	0-0	1-3-4	4	1	2	1	0	6
at Fresno St.*	14	4-8	0-1	2-3	2-3-5	2	0	1	0	1	10
Y'town St.*	26	4-8	2-4	4-6	2-3-5	4	3	0	0	0	14
Cleveland St.	DID NOT PLAY										
at Milwaukee*	23	2-7	0-0	2-4	0-3-3	4	2	2	0	2	6
at Green Bay*	11	1-2	0-0	0-0	0-4-4	4	2	1	0	1	2
Wright St.*	20	0-4	0-2	4-6	0-2-2	4	2	1	0	0	4
Northern Ky.*	20	4-9	0-0	3-5	3-1-4	2	1	2	0	1	11
UIC	DID NOT PLAY										
at Detroit Mercy	DID NOT PLAY										
at Oakland	DID NOT PLAY										
at Cleveland St.	DID NOT PLAY										
at Y'town St.	DID NOT PLAY										
Green Bay	DID NOT PLAY										
Milwaukee											
at Northern Ky.											
at Wright St.											
at UIC											
Oakland											
Detroit Mercy											
HL 1st Round											
HL 2nd Round											
HL Semis											
HL Finals											

\* denotes starter


#### CAREER STATS

Season	GP-GS	MIN-Avg	FG	Pct.	3FG	Pct.	FT	Pct.
2017-18*	30-10	420-14.0	41-90	.456	3-10	.300	40-68	.588
2019-20	18-13	399-22.2	49-117	.419	4-11	.364	42-78	.538
<b>TOTALS</b>	<b>18-13</b>	<b>399-22.2</b>	<b>49-117</b>	<b>.419</b>	<b>4-11</b>	<b>.364</b>	<b>42-78</b>	<b>.538</b>

#### REBOUNDS

Season	O-D-REB-AVG.	PF-DQ	AST	TO	BLK	STL	PTS-PPG
2017-18*	24-41-65-2.2	58-2	22	40	6	9	125-4.2
2019-20	30-50-80-4.4	57-2	24	36	5	10	144-8.0
<b>TOTALS</b>	<b>30-50-80-4.4</b>	<b>57-2</b>	<b>24</b>	<b>36</b>	<b>5</b>	<b>10</b>	<b>144-8.0</b>

\*at Liberty | TOTALS only reflect IUPUI totals



### MARCUS BURK

# #14

**Junior | Guard**  
**6-3 | 205**  
**Indianapolis, Ind.**  
**Franklin Central (Campbell)**

**Birthdate:** Sept. 27, 1997 (age 22)  
**Major:** General Studies

#### QUICK NOTES

Born in Gary, Ind.... Indianapolis-native returned to the city last summer and sat out last season after playing two years at Campbell... played in 69 games and averaged 11.2 points per game at Campbell, while connecting on 158 3's in his two seasons... averaged 15 points per game as a sophomore, connecting on 91 3's for the season... was the Big South POTW on Nov. 27, 2017 after averaging 24.3 points per game over a 4-game stretch... he and Campbell teammate Chris Clemons (42 pts, 10-14 3's) each hit 10 3's in a game against Liberty on Jan. 22, 2018.

#### CAREER/SEASON HIGHS

CAREER HIGH	CATEGORY	SEASON HIGH
39 at Oakland (1/25/20)	PTS	39 at Oakland (1/25/20)
10 at Detroit Mercy (1/23/20)	REB	10 at Detroit Mercy (1/23/20)
7 vs. The Citadel (12/14/17)	AST	4 - twice
13 vs. Green Bay (2/6/20)	FG	13 vs. Green Bay (2/6/20)
24 - twice	FGA	24 - twice
10 at Liberty (1/23/18)	3FG	8 at Oakland (1/25/20)
16 at Liberty (1/23/18)	3FGA	15 at Oakland (1/25/20)
7 - twice	FT	7 - twice
10 at Oakland (1/25/20)	FTA	10 at Oakland (1/25/20)
4 - twice	STL	4 vs. Anderson (11/11/19)
2 vs. The Citadel (12/14/17)	BLK	1 - 5x
44 at Oakland (1/25/20)	MIN	44 at Oakland (1/25/20)

#### GAME-BY-GAME

Opponent	MIN	FG	3FG	FT	O-D-T	PF	A	TO	B	S	PTS
at Butler*	37	7-21	2-11	1-1	2-3-5	1	1	5	0	1	17
at Bradley*	27	6-13	1-5	2-2	0-3-3	4	1	1	0	2	15
Anderson*	31	10-19	4-9	1-1	0-2-2	1	2	2	0	4	25
at South Fla.*	35	10-14	4-5	2-2	2-7-9	3	2	5	0	1	26
at Loyola*	34	9-19	5-8	0-0	0-3-3	3	0	1	0	1	23
vs. Loyola (Md.)*	33	12-21	7-10	1-2	0-3-3	4	1	2	0	2	32
vs. Southern*	38	10-21	6-14	1-1	1-1-2	4	2	2	0	1	27
Evansville*	34	7-19	2-6	2-4	0-0-0	4	3	2	1	0	18
at Morehead St.*	36	3-12	1-4	1-2	1-3-4	3	1	2	0	2	8
at Ball St.*	24	2-8	1-3	1-2	0-1-1	5	0	2	0	1	6
IU South Bend*	31	7-20	5-10	2-2	0-1-1	3	3	3	0	1	21
Purdue FW*	35	7-14	3-8	5-6	0-4-4	1	4	0	0	2	22
at Fresno St.*	16	1-10	0-2	0-0	0-2-2	1	0	1	0	1	2
Y'town St.*	38	5-17	2-8	4-9	1-1-2	2	3	0	1	2	16
Cleveland St.*	35	6-12	1-4	6-7	1-3-4	3	4	5	0	2	19
at Milwaukee*	34	7-14	0-4	1-2	0-3-3	3	1	5	0	0	15
at Green Bay*	38	10-21	4-9	3-3	0-6-6	1	2	4	0	2	27
Wright St.*	30	4-12	2-5	7-7	0-2-2	5	0	2	0	1	17
Northern Ky.*	36	9-16	2-8	5-6	0-3-3	3	3	3	0	2	25
UIC*	40	6-14	2-7	4-4	0-3-3	3	1	0	0	1	18
at Detroit Mercy*	38	10-22	5-12	0-0	2-8-10	0	3	0	1	1	25
at Oakland*	44	12-24	8-15	7-10	2-1-3	3	3	0	0	0	39
at Cleveland St.*	38	5-16	3-10	5-7	2-4-6	1	2	6	1	0	18
at Y'town St.*	37	7-17	2-6	6-7	1-2-3	4	2	1	0	0	22
Green Bay*	39	13-24	2-8	5-6	1-4-5	2	3	2	1	1	33
Milwaukee											
at Northern Ky.											
at Wright St.											
at UIC											
Oakland											
Detroit Mercy											
HL 1st Round											
HL 2nd Round											
HL Semis											
HL Finals											

\* denotes starter

#### CAREER STATS

Season	GP-GS	MIN-Avg	FG	Pct.	3FG	Pct.	FT	Pct.
2016-17*	36-12	754-20.9	96-224	.429	67-167	.401	29-37	.784
2017-18*	33-32	1050-31.8	173-353	.490	91-226	.403	51-60	.850
2019-20	25-25	858-34.3	185-420	.440	74-191	.387	72-93	.774
<b>TOTALS</b>	<b>25-25</b>	<b>858-34.3</b>	<b>185-420</b>	<b>.440</b>	<b>74-191</b>	<b>.387</b>	<b>72-93</b>	<b>.774</b>

#### REBOUNDS

Season	O-D-REB-AVG.	PF-DQ	AST	TO	BLK	STL	PTS-PPG
2016-17*	9-78-87-2.4	51-0	28	25	3	17	288-8.0
2017-18*	19-100-119-3.6	58-1	38	45	8	42	488-14.8
2019-20	16-73-89-3.6	67-2	47	56	5	31	516-20.6
<b>TOTALS</b>	<b>16-73-89-3.6</b>	<b>67-2</b>	<b>47</b>	<b>56</b>	<b>5</b>	<b>31</b>	<b>516-20.6</b>

\*at Campbell | TOTALS only reflect IUPUI totals



## PLAYER BIOS



### TAVEION WHITE

# #15

**Freshman | Forward**  
**6-7 | 190**  
**Prosper, Texas**  
**PHS Academy**

**Birthdate:** Nov. 25, 1999 (age 20)  
**Major:** Business

#### QUICK NOTES

Known as Taye by his teammates... Texas-native played at PHS (Fla.) Academy as a post-grad in 2018-19 where he was one of 14 who went on to play college basketball, four at the D1 level... was a 1st Team All-District selection after his senior year at Prosper (Texas) High School... chose IUPUI over offers from Buffalo, Oral Roberts, Presbyterian and USC Upstate.



### SAWYER STOLTZ

# #20

**Freshman | Forward**  
**6-9 | 200**  
**Huntington, Ind.**  
**Huntington North**

**Birthdate:** May 3, 2000 (age 19)  
**Major:** Biology

#### QUICK NOTES

Non-scholarship addition to the team played three seasons at Huntington North where he was an HM All-State honoree following a senior year in which he averaged 13.2 points and 5.8 rebounds per game... was a 2nd team Northeast 8 Conference (NE8) honoree... played AAU basketball for Indiana Elite.

#### CAREER/SEASON HIGHS

CAREER HIGH	CATEGORY	SEASON HIGH
7 at Cleveland State (1/30/20)	PTS	7 at Cleveland State (1/30/20)
6 vs. Green Bay (2/6/20)	REB	6 vs. Green Bay (2/6/20)
1 at Cleveland State (1/30/20)	AST	1 at Cleveland State (1/30/20)
3 at Cleveland State (1/30/20)	FG	3 at Cleveland State (1/30/20)
3 - twice	FGA	3 - twice
---	3FG	---
---	3FGA	---
1 - twice	FT	1 - twice
3 at Cleveland State (1/30/20)	FTA	3 at Cleveland State (1/30/20)
1 - twice	STL	1 - twice
2 vs. Green Bay (2/6/20)	BLK	2 vs. Green Bay (2/6/20)
16 vs. Green Bay (2/6/20)	MIN	16 vs. Green Bay (2/6/20)

#### GAME-BY-GAME

Opponent	MIN	FG	3FG	FT	O-D-T	PF	A	TO	B	S	PTS
at Butler					DID NOT PLAY						
at Bradley	0+	0-0	0-0	0-0	0-0-0	0	0	0	0	0	0
Anderson	9	0-1	0-0	0-0	2-0-2	2	0	1	1	1	0
at South Fla.	0+	0-0	0-0	0-0	0-0-0	0	0	0	0	0	0
at Loyola	1	0-0	0-0	0-0	0-0-0	0	0	0	0	0	0
vs. Loyola (Md.)					DID NOT PLAY						
vs. Southern	0+	0-0	0-0	0-0	0-0-0	0	0	0	0	0	0
Evansville	1	0-0	0-0	0-0	0-0-0	0	0	0	0	0	0
at Morehead St.					DID NOT PLAY						
at Ball St.	3	0-0	0-0	0-0	0-0-0	1	0	0	0	0	0
IU South Bend					DID NOT PLAY						
Purdue FW					DID NOT PLAY						
at Fresno St.					DID NOT PLAY						
Y'town St.					DID NOT PLAY						
Cleveland St.					DID NOT PLAY						
at Milwaukee					DID NOT PLAY						
at Green Bay					DID NOT PLAY						
Wright St.	3	0-0	0-0	0-0	0-0-0	2	0	0	0	0	0
Northern Ky.	2	0-0	0-0	0-0	0-0-0	0	0	0	0	0	0
UIC					DID NOT PLAY						
at Detroit Mercy	7	0-1	0-0	0-0	1-1-2	1	0	1	0	0	0
at Oakland	5	0-0	0-0	0-0	0-2-2	1	0	0	0	0	0
at Cleveland St.	15	3-3	0-0	1-3	2-0-2	3	1	0	1	1	7
at Y'town St.	11	1-1	0-0	0-0	0-0-0	2	0	0	0	0	2
Green Bay	16	2-3	0-0	1-2	4-2-6	5	0	0	2	0	5
Milwaukee											
at Northern Ky.											
at Wright St.											
at UIC											
Oakland											
Detroit Mercy											
HL 1st Round											
HL 2nd Round											
HL Semis											
HL Finals											

\* denotes starter

#### CAREER STATS

Season	GP-GS	MIN-Avg	FG	Pct.	3FG	Pct.	FT	Pct.
2019-20	14-0	73-5.2	6-9	.667	0-0	.000	2-5	.400
<b>TOTALS</b>	<b>14-0</b>	<b>73-5.2</b>	<b>6-9</b>	<b>.667</b>	<b>0-0</b>	<b>.000</b>	<b>2-5</b>	<b>.400</b>

#### REBOUNDS

Season	O-D-REB-AVG.	PF-DQ	AST	TO	BLK	STL	PTS-PPG
2019-20	9-5-14-1.0	17-1	1	2	4	2	14-1.0
<b>TOTALS</b>	<b>9-5-14-1.0</b>	<b>17-1</b>	<b>1</b>	<b>2</b>	<b>4</b>	<b>2</b>	<b>14-1.0</b>

#### CAREER/SEASON HIGHS

CAREER HIGH	CATEGORY	SEASON HIGH
---	PTS	---
2 vs. Anderson (11/11/19)	REB	2 vs. Anderson (11/11/19)
1 vs. Green Bay (2/6/20)	AST	1 vs. Green Bay (2/6/20)
---	FG	---
1 at Bradley (11/9/19)	FGA	1 at Bradley (11/9/19)
---	3FG	---
---	3FGA	---
---	FT	---
---	FTA	---
---	STL	---
1 vs. Anderson (11/11/19)	BLK	1 vs. Anderson (11/11/19)
4 vs. Anderson (11/11/19)	MIN	4 vs. Anderson (11/11/19)

#### GAME-BY-GAME

Opponent	MIN	FG	3FG	FT	O-D-T	PF	A	TO	B	S	PTS
at Butler					DID NOT PLAY						
at Bradley	1	0-1	0-0	0-0	0-0-0	0	0	0	0	0	0
Anderson	4	0-0	0-0	0-0	0-2-2	0	0	2	1	0	0
at South Fla.					DID NOT PLAY						
at Loyola	1	0-0	0-0	0-0	0-0-0	0	0	0	0	0	0
vs. Loyola (Md.)					DID NOT PLAY						
vs. Southern					DID NOT PLAY						
Evansville					DID NOT PLAY						
at Morehead St.					DID NOT PLAY						
at Ball St.	2	0-0	0-0	0-0	0-0-0	0	0	0	0	0	0
IU South Bend					DID NOT PLAY						
Purdue FW					DID NOT PLAY						
at Fresno St.					DID NOT PLAY						
Y'town St.					DID NOT PLAY						
Cleveland St.					DID NOT PLAY						
at Milwaukee					DID NOT PLAY						
at Green Bay					DID NOT PLAY						
Wright St.					DID NOT PLAY						
Northern Ky.					DID NOT PLAY						
UIC					DID NOT PLAY						
at Detroit Mercy					DID NOT PLAY						
at Oakland					DID NOT PLAY						
at Cleveland St.					DID NOT PLAY						
at Y'town St.					DID NOT PLAY						
Green Bay	3	0-0	0-0	0-0	0-0-0	1	1	0	0	0	0
Milwaukee											
at Northern Ky.											
at Wright St.											
at UIC											
Oakland											
Detroit Mercy											
HL 1st Round											
HL 2nd Round											
HL Semis											
HL Finals											

\* denotes starter

#### CAREER STATS

Season	GP-GS	MIN-Avg	FG	Pct.	3FG	Pct.	FT	Pct.
2019-20	5-0	11-2.2	0-1	.000	0-0	.000	0-0	.000
<b>TOTALS</b>	<b>5-0</b>	<b>11-2.2</b>	<b>0-1</b>	<b>.000</b>	<b>0-0</b>	<b>.000</b>	<b>0-0</b>	<b>.000</b>

#### REBOUNDS

Season	O-D-REB-AVG.	PF-DQ	AST	TO	BLK	STL	PTS-PPG
2019-20	0-2-2-0.4	1-0	1	2	1	0	0-0.0
<b>TOTALS</b>	<b>0-2-2-0.4</b>	<b>1-0</b>	<b>1</b>	<b>2</b>	<b>1</b>	<b>0</b>	<b>0-0.0</b>

## PLAYER BIOS



### GRANT WEATHERFORD #23

**Junior | Guard**  
**6-2 | 195**  
**Cicero, Ind.**  
**Hamilton Heights (Purdue/Midland J.C.)**

**Birthdate:** August 7, 1996 (age 23)  
**Major:** General Studies

#### QUICK NOTES

Began his college career by redshirting in 2015-16 at Purdue before transferring to Midland [Tex.] College for the 2016-17 season... was granted a clock extension in December 2018, effectively, making him a junior... comes from a family filled with athletes as brother Sterling is a sophomore DB on the Miami (Ohio) football team, older sister Dakota played basketball at Evansville & Louisville and oldest brother Austin played basketball at Rose Hulman... also garnered D1 football interest as a WR (155 catches, 60 TDs in high school).

#### CAREER/SEASON HIGHS

CAREER HIGH	CATEGORY	SEASON HIGH
21 vs. Green Bay (2/24/19)	PTS	19 at Youngstown State (2/1/20)
13 at Oakland (1/25/20)	REB	13 at Oakland (1/25/20)
6 - 4x	AST	6 - twice
7 - twice	FG	7 - twice
19 vs. UIC (1/18/20)	FGA	19 vs. UIC (1/18/20)
5 - 2x	3FG	5 at Fresno State (12/20/19)
8 vs. UIC (1/18/20)	3FGA	8 vs. UIC (1/18/20)
7 - 3x	FT	7 vs. UIC (1/18/20)
10 vs. UIC (1/18/20)	FTA	10 vs. UIC (1/18/20)
5 - twice	STL	5 - twice
2 vs. UIC (1/18/20)	BLK	2 vs. UIC (1/18/20)
41 at Oakland (1/25/20)	MIN	41 at Oakland (1/25/20)

#### GAME-BY-GAME

Opponent	MIN	FG	3FG	FT	O-D-T	PF	A	TO	B	S	PTS
at Butler*	30	3-5	0-1	0-2	2-3-5	1	1	1	0	0	6
at Bradley*	32	0-6	0-4	1-2	0-1-1	1	4	4	0	0	1
Anderson	23	3-3	0-0	0-0	3-6-9	1	4	3	0	2	6
at South Fla.	34	2-2	0-0	2-2	0-3-3	1	1	1	0	2	6
at Loyola	27	0-2	0-0	0-0	0-0-0	2	3	1	0	0	0
vs. Loyola (Md.)	29	1-3	0-0	2-4	1-4-5	3	4	4	0	2	4
vs. Southern	32	2-4	0-1	2-2	0-1-1	3	4	2	0	3	6
Evansville	31	1-4	0-0	2-2	3-3-6	2	1	1	0	1	4
at Morehead St.*	38	7-10	3-4	0-1	1-1-2	3	1	1	0	1	17
at Ball St.*	31	4-8	0-1	2-3	1-6-7	3	1	4	0	0	10
IU South Bend*	37	1-4	0-1	1-3	2-5-7	1	3	4	0	2	3
Purdue FW*	35	4-7	1-3	5-6	1-3-4	3	6	1	0	5	14
at Fresno St.*	35	5-8	5-5	1-2	1-2-3	2	1	3	1	2	16
Y'town St.*	37	3-8	0-1	1-1	0-3-3	3	1	5	0	2	7
Cleveland St.*	39	2-7	0-2	3-4	3-1-4	4	4	4	1	3	7
at Milwaukee*	38	4-6	0-1	2-2	1-6-7	1	1	4	0	2	10
at Green Bay*	31	5-9	3-5	0-0	0-6-6	3	2	3	0	0	13
Wright St.*	33	5-12	0-2	2-6	2-3-5	2	1	3	0	0	12
Northern Ky.*	32	5-12	1-2	1-1	4-4-8	1	2	1	0	0	12
UIC*	38	4-19	2-8	7-10	2-6-8	3	3	2	2	0	17
at Detroit Mercy*	36	3-8	0-2	0-2	1-3-4	4	4	2	0	0	6
at Oakland*	41	3-10	0-2	1-2	4-9-13	3	4	4	1	0	7
at Cleveland St.*	39	4-9	1-2	2-5	2-3-5	4	6	3	1	5	11
at Y'town St.*	39	7-10	2-3	3-6	0-3-3	4	2	2	0	3	19
Green Bay*	39	2-10	2-5	2-2	3-2-5	2	6	2	0	0	8
Milwaukee											
at Northern Ky.											
at Wright St.											
at UIC											
Oakland											
Detroit Mercy											
HL 1st Round											
HL 2nd Round											
HL Semis											
HL Finals											

\* denotes starter

#### CAREER STATS

Season	GP-GS	MIN-Avg	FG	Pct.	3FG	Pct.	FT	Pct.
2018-19	33-33	861-26.1	70-142	.493	11-24	.458	52-72	.722
2019-20	25-19	856-34.2	80-186	.430	20-55	.364	42-70	.600
<b>TOTALS</b>	<b>58-52</b>	<b>1717-29.6</b>	<b>150-328</b>	<b>.457</b>	<b>31-79</b>	<b>.392</b>	<b>94-142</b>	<b>.662</b>

#### REBOUNDS

Season	O-D-REB-AVG.	PF-DQ	AST	TO	BLK	STL	PTS-PPG
2018-19	25-75-100-3.0	86-3	83	49	4	38	203-6.2
2019-20	37-87-124-5.0	60-0	70	65	6	35	222-8.9
<b>TOTALS</b>	<b>62-162-224-3.9</b>	<b>146-3</b>	<b>153</b>	<b>114</b>	<b>10</b>	<b>73</b>	<b>425-7.3</b>



### ZO TYSON #30

**Grad Student | Forward**  
**6-9 | 195**  
**Fayetteville, N.C.**  
**Trinity Christian (Colorado State)**

**Birthdate:** Oct. 18, 1995 (age 24)  
**Major:** Sports Journalism

#### QUICK NOTES

Oldest student-athlete on the team, pursuing a Master's degree in sports journalism... missed the Jaguars' exhibition game due to injury... graduate-transfer will play his final season at IUPUI after spending the past two years at Colorado State... played his first two seasons at Cafe Fear C.C., including averaging 14.0 points and 8.4 rebounds per game as a sophomore... actual first name is Lonzia, but he opts to go by Zo.

#### CAREER/SEASON HIGHS

CAREER HIGH	CATEGORY	SEASON HIGH
10 vs. Cleveland St. (12/30/2019)	PTS	10 vs. Cleveland St. (12/30/2019)
6 vs. Southern (11/26/19)	REB	6 vs. Southern (11/26/19)
2 - 3x	AST	2 - twice
4 - 3x	FG	4 - 3x
5 at Butler (11/6/19)	FGA	5 at Butler (11/6/19)
---	3FG	---
---	3FGA	---
4 - twice	FT	4 vs. Southern (11/26/19)
6 vs. Southern (11/26/19)	FTA	6 vs. Southern (11/26/19)
3 at Butler (11/6/19)	STL	3 at Butler (11/6/19)
3 vs. Southern (11/26/19)	BLK	3 vs. Southern (11/26/19)
27 at Butler (11/6/19)	MIN	27 at Butler (11/6/19)

#### GAME-BY-GAME

Opponent	MIN	FG	3FG	FT	O-D-T	PF	A	TO	B	S	PTS
at Butler	27	4-5	0-0	0-0	3-2-5	4	2	2	1	3	8
at Bradley	13	1-1	0-0	0-0	1-2-3	4	0	2	0	0	2
Anderson*	9	0-2	0-0	0-0	0-3-3	2	0	2	0	0	0
at South Fla.*	11	1-2	0-0	0-0	0-2-2	4	0	1	0	1	2
at Loyola*	22	4-4	0-0	0-1	1-3-4	4	1	1	0	0	8
vs. Loyola (Md.)*	13	2-3	0-0	0-0	0-1-1	4	0	0	0	0	4
vs. Southern*	25	2-3	0-0	4-6	1-5-6	2	2	0	3	0	8
Evansville*	18	0-0	0-0	0-0	1-3-4	0	1	0	0	0	0
at Morehead St.*	17	0-3	0-0	0-0	1-1-2	1	0	1	0	0	0
at Ball St.*	10	1-3	0-0	2-2	2-0-2	3	0	1	0	0	4
IU South Bend	8	1-2	0-0	0-0	2-1-3	0	0	0	1	1	2
Purdue FW	7	0-0	0-0	0-0	0-1-1	1	0	0	1	0	0
at Fresno St.	14	0-0	0-0	0-1	0-2-2	4	1	2	1	0	0
Y'town St.	7	1-1	0-0	0-0	0-1-1	0	0	1	1	0	2
Cleveland St.	11	4-4	0-0	2-2	2-1-3	0	0	0	1	0	10
at Milwaukee	8	1-1	0-0	0-0	0-1-1	1	0	0	0	0	2
at Green Bay	14	2-2	0-0	0-0	0-1-1	1	1	0	0	1	4
Wright St.	17	1-3	0-0	0-0	2-1-3	3	0	2	1	0	2
Northern Ky.	13	2-4	0-0	0-0	0-2-2	1	0	0	0	0	4
UIC											
at Detroit Mercy											
at Oakland	21	1-3	0-0	0-0	1-4-5	3	0	2	2	0	2
at Cleveland St.											
at Y'town St.											
Green Bay											
Milwaukee											
at Northern Ky.											
at Wright St.											
at UIC											
Oakland											
Detroit Mercy											
HL 1st Round											
HL 2nd Round											
HL Semis											
HL Finals											

\* denotes starter

#### CAREER STATS


Season	GP-GS	MIN-Avg	FG	Pct.	3FG	Pct.	FT	Pct.
2018-19*	12-0	62-5.2	3-6	.500	0-0	.000	5-9	.556
2019-20	20-8	285-14.3	28-46	.609	0-0	.000	8-12	.667
<b>TOTALS</b>	<b>20-8</b>	<b>285-14.3</b>	<b>28-46</b>	<b>.609</b>	<b>0-0</b>	<b>.000</b>	<b>8-12</b>	<b>.667</b>

#### REBOUNDS

Season	O-D-REB-AVG.	PF-DQ	AST	TO	BLK	STL	PTS-PPG
2018-19*	2-11-13-1.1	9-0	6	5	5	1	11-0.9
2019-20	17-37-54-2.7	45-0	8	17	12	6	64-3.2
<b>TOTALS</b>	<b>17-37-54-2.7</b>	<b>45-0</b>	<b>8</b>	<b>17</b>	<b>12</b>	<b>6</b>	<b>64-3.2</b>

\*at Colorado State | TOTALS only reflect IUPUI totals

## PLAYER BIOS



### ELYJAH GOSS

# #32

**Junior | Forward**  
**6-7 | 195**  
**Bolingbrook, Ill.**  
**Plainfield East**

**Birthdate:** April 28, 1998 (age 21)  
**Major:** Sports Management

#### QUICK NOTES

Late bloomer redshirted his first season at IUPUI before taking over a starting role last season and leading the team in rebounding... was an honorable mention All-State selection as a senior at Plainfield (Ill.) East High School after racking up 16 double-doubles and shooting a school record 56 percent from the floor... is the only player in Plainfield East history to average a double-double for a full season.

#### CAREER/SEASON HIGHS

CAREER HIGH	CATEGORY	SEASON HIGH
19 at Milwaukee (1/3/20)	PTS	19 at Milwaukee (1/3/20)
21 vs. IU South Bend (12/10/19)	REB	21 vs. IU South Bend (12/10/19)
4 at Oakland (1/25/20)	AST	4 at Oakland (1/25/20)
7 - 3x	FG	7 - 3x
13 at Milwaukee (1/3/20)	FGA	13 at Milwaukee (1/3/20)
2 at Boston College (11/14/18)	3FG	---
3 vs. Eastern Illinois (11/10/18)	3FGA	2 - twice
6 vs. Cleveland State (1/10/19)	FT	5 - twice
10 vs. Youngstown State (12/28/19)	FTA	10 vs. Youngstown State (12/28/19)
2 - 6x	STL	2 vs. Youngstown State (12/28/19)
6 at Milwaukee (1/3/20)	BLK	6 at Milwaukee (1/3/20)
39 - 3x	MIN	39 - 3x

#### GAME-BY-GAME

Opponent	MIN	FG	3FG	FT	O-D-T	PF	A	TO	B	S	PTS
at Butler*	20	3-8	0-1	0-0	1-2-3	1	0	2	1	1	6
at Bradley*	23	2-5	0-0	0-0	4-4-8	2	1	1	2	0	4
Anderson	14	4-8	0-0	0-0	3-5	4-6-10	2	1	2	1	0
at South Fla.	21	1-4	0-0	1-2	0-4-4	1	2	1	1	0	3
at Loyola	16	1-5	0-0	0-0	3-2-5	2	1	3	0	0	2
vs. Loyola (Md.)*	31	5-9	0-0	4-6	6-7-13	2	0	3	0	0	14
vs. Southern*	25	5-7	0-0	0-1	2-3-5	3	1	3	1	0	10
Evansville*	28	4-9	0-0	0-2	1-8-9	2	0	1	0	1	8
at Morehead St.*	29	2-6	0-0	0-0	2-15-17	4	1	4	2	0	4
at Ball St.*	27	3-11	0-0	4-6	7-2-9	2	0	2	0	1	10
IU South Bend*	32	7-10	0-0	3-4	7-14-21	3	1	2	4	1	17
Purdue FW*	32	4-8	0-0	0-0	2-9-11	3	0	4	1	1	8
at Fresno St.*	29	2-2	0-0	2-6	2-5-7	2	0	1	0	1	6
Y'town St.*	36	5-9	0-2	3-10	11-7-18	3	1	0	1	2	13
Cleveland St.*	33	4-6	0-0	0-1	2-9-11	3	1	1	1	0	8
at Milwaukee*	35	7-13	0-0	5-6	6-10-16	1	0	1	6	0	19
at Green Bay*	32	4-9	0-0	5-8	6-11-17	4	1	2	1	0	13
Wright St.*	32	1-3	0-0	1-2	2-12-14	4	2	1	1	1	3
Northern Ky.*	30	0-5	0-0	3-6	7-4-11	1	0	1	0	0	3
UIC*	39	6-7	0-0	4-7	4-11-15	5	1	2	3	0	16
at Detroit Mercy*	36	7-11	0-0	1-3	4-8-12	3	0	2	1	0	15
at Oakland*	35	1-3	0-0	0-0	4-14-18	5	4	1	2	0	2
at Cleveland St.*	39	3-8	0-0	4-5	5-7-12	3	1	1	0	0	10
at Y'town St.*	37	6-11	0-2	1-2	2-9-11	0	0	1	2	1	13
Green Bay*	39	2-6	0-0	0-0	3-11-14	4	1	2	0	0	4
Milwaukee											
at Northern Ky.											
at Wright St.											
at UIC											
Oakland											
Detroit Mercy											
HL 1st Round											
HL 2nd Round											
HL Semis											
HL Finals											

\* denotes starter

#### CAREER STATS

Season	GP-GS	MIN-Avg	FG	Pct.	3FG	Pct.	FT	Pct.
2017-18	30-0	414-13.8	41-93	.441	4-13	.308	22-29	.759
2018-19	31-25	710-22.9	79-150	.527	7-24	.292	46-65	.708
2019-20	25-22	750-30.0	89-183	.486	0-5	.000	44-82	.537
<b>TOTALS</b>	<b>86-47</b>	<b>1874-21.8</b>	<b>209-426</b>	<b>.491</b>	<b>11-42</b>	<b>.262</b>	<b>112-176</b>	<b>.636</b>

#### REBOUNDS

Season	O-D-REB-AVG.	PF-DQ	AST	TO	BLK	STL	PTS-PPG
2017-18	38-68-106-3.5	46-0	12	20	11	12	108-3.6
2018-19	61-135-196-6.3	51-0	23	28	24	19	211-6.8
2019-20	97-194-291-11.6	65-2	20	44	31	10	222-8.9
<b>TOTALS</b>	<b>196-397-593-6.9</b>	<b>162-2</b>	<b>55</b>	<b>92</b>	<b>66</b>	<b>41</b>	<b>541-6.3</b>

## EARLY SIGNING PERIOD



### SADAIDRIENE HALL

**Nickname:** DayDay

**Forward**  
**6-6 | 200**  
**Sulphur Springs, Texas**  
**Sulphur Springs High School**

#### QUICK NOTES

- Second Team All-State and First Team All-District and All-Region honoree as a junior at Sulphur Springs (Texas) High School after averaging 16 points and 12 rebounds per game
- Shot 65 percent from the floor and 80 percent from the free throw line as a junior.
- Helped Sulphur Springs to a 29-9 record, a second straight district title and the program's first-ever state tournament appearance
- Helped Sulphur Springs go 31-6 his sophomore year with a district title
- Owns career-highs of 38 points and 22 rebounds in a game
- Currently ranked No. 32 in the 2020 class in the state of Texas according to TexasBoysBasketball.com
- Rated the No. 35 player in the state of Texas by Rivals.com after climbing more than 70 spots after his play last summer
- Plays AAU for Dallas Showtime and was named to the Second Team All-UA Rise Team after averaging 17.5 points per game and shooting 63.3 percent from the floor
- Helped Dallas Showtime finish atop the UA Rise 17U Division with a 9-1 record
- Also named First Team Prep Hoops Regional All-American and a Second Team Prep Hoops All-American after helping Showtime to a 15-2 mark on the Prep Hoops Circuit
- Academically has maintained a 3.5 grade point average

#### Coach Rimm on Hall:

"DayDay is a very high motor athlete that I believe Jag Nation will embrace. He's one of the most intense high school players I've seen in a very long time. He's an all around proven winner."

## TEAM IMPACT - CAYDEN BARINGER



### CAYDEN BARINGER

**Nickname:** Cay Jax  
**Dream Vacation Destination:** China  
**Favorite Movie:** Matilda  
**Favorite Food:** Cereal  
**Favorite Athlete:** Steph Curry  
**Super Power You'd Love to Have:** Read Minds

#### QUICK NOTES

Through a partnership with Team IMPACT, 9-year old **Cayden Baringer** signed with the IUPUI basketball team on Dec. 19, 2018 at a ceremony at the IUPUI Athletics Offices. Baringer, a Carmel-native, was diagnosed with Leukodystrophy in 2017.

Leukodystrophies are a group of rare, progressive, metabolic, genetic diseases that affect the brain, spinal cord and often the peripheral nerves. Each type of leukodystrophy is caused by a specific gene abnormality that leads to abnormal development or destruction of the white matter (myelin sheath) of the brain.

Cayden, his mother Cara, and brothers Liam and Lucas, will be frequent guests to IUPUI games, practices and team events now that he's officially signed with the program.



## RECORD BOOKS

### CAREER RECORDS

#### Three Point Field Goals Made

Rk.	3FG	Name	Year(s)
1.	238	Brandon Cole	2002-06
2.	215	Rodney Thomas	1996-00
3.	<b>214</b>	<b>Jaylen Minnett</b>	<b>2017-pres.</b>
4.	208	Carlos Knox	1994-98
5.	202	Alex Young	2008-12
6.	196	Gary Patterson	2006-09
t-7.	186	Leroy Nobles	2007-11
t-7.	186	Akeem Clark	2003-05
9.	132	Sean Esposito	2009-13
10.	128	Greg Wright	1987-90

#### Three Point Field Goals Attempted

Rk.	3FGA	Name	Year(s)
1.	673	Brandon Cole	2002-06
2.	<b>605</b>	<b>Jaylen Minnett</b>	<b>2017-pres.</b>
3.	576	Alex Young	2008-12
4.	499	Carlos Knox	1994-98
5.	490	Akeem Clark	2003-05
6.	468	Leroy Nobles	2007-11
7.	459	Gary Patterson	2006-09
8.	456	Rodney Thomas	1996-00
9.	355	Sean Esposito	2009-13
10.	323	Darell Combs	2015-17

#### Rebounds

Rk.	Reb	Name	Year(s)
1.	769	Don Carlisle	1997-01
t-2.	703	Brandon Cole	2002-06
t-2.	703	Jesse Bingham	1985-89
4.	688	Charles Price	1997-02
5.	668	Alex Young	2008-12
6.	639	Tony Long	1987-91
7.	632	Billy Pettiford	2006-10
8.	623	Eric McKay	1982-85
9.	602	Evan Hall	2014-19
t-10.	<b>593</b>	<b>Elyjah Goss</b>	<b>2017-pr.</b>
t-10.	593	Marcellus Barksdale	2011-16
12.	580	Dale Taylor	1975-77
t-13.	568	D.J. McCall	2014-19
t-13.	568	Troy Fitts	1983-87
15.	547	George Hill	2004-08

#### Blocked Shots

Rk.	Blk	Name	Year(s)
1.	165	Charles Price	1997-02
2.	118	David Dickey	1994-98
3.	100	Robert Glenn	2008-10
4.	93	Evan Hall	2014-19
5.	89	Alex Young	2008-12
6.	88	Mitch Patton	2010-14
7.	83	Billy Pettiford	2006-10
8.	82	Jon Avery	2006-10
9.	71	Angelo Smith	2005-07
t-10.	<b>66</b>	<b>Elyjah Goss</b>	<b>2017-pr.</b>
t-10.	66	Marcellus Barksdale	2011-16
t-12.	64	James Booyer	2003-05
t-12.	64	Don Carlisle	1997-01
t-12.	64	Anthony Winburn	1995-97

### SINGLE SEASON RECORDS

#### Rebound Average

Rk.	RPG	Name	Year
1.	12.48	Dale Taylor	1975-76
2.	<b>11.64</b>	<b>Elyjah Goss</b>	<b>2019-20</b>
3.	9.35	Dale Taylor	1976-77
4.	8.94	Eric McKay	1983-84
5.	8.76	Anthony Winburn	1995-96
6.	8.52	Odell Bradley	2003-04
7.	8.48	Don Carlisle	2000-01
8.	8.25	Tony Long	1990-91

#### Double-Doubles (D1 era only)

Rk.	DD	Name	Year
1.	12	Odell Bradley	2003-04
t-2.	<b>10</b>	<b>Elyjah Goss</b>	<b>2019-20</b>
t-2.	10	Josh Murray	2002-03
4.	9	George Hill	2007-08
t-5.	6	Christian Siakam	2010-11
t-5.	6	Brandon Cole	2004-05

#### Threes Made

Rk.	3FG	Name	Year
1.	109	Akeem Clark	2003-04
2.	96	Carlos Knox	1997-98
3.	93	Gary Patterson	2007-08
4.	90	Camron Justice	2018-19
5.	<b>85</b>	<b>Jaylen Minnett</b>	<b>2019-20</b>
6.	84	Bryan Buchanan	2001-02
7.	81	Brandon Cole	2005-06
8.	78	Jaylen Minnett	2018-19
9.	77	Akeem Clark	2004-05
	77	Josh Mullins	2002-03
11.	75	Chad Pate	1992-93
12.	<b>74</b>	<b>Marcus Burk</b>	<b>2019-20</b>

### SINGLE GAME RECORDS

#### Rebounds

Rk.	Reb	Name	Date
1.	<b>21</b>	<b>Elyjah Goss vs. IUSB</b>	<b>12-10-2019</b>
2.	20	Michael Boles vs. IUSB	3-7-1993
	20	Austris Purvlicis vs. IPFW	1-18-1975
4.	19	Lyonell Gaines vs. IUN	12-11-2012
5.	<b>18</b>	<b>Elyjah Goss at Oakland</b>	<b>1-25-2020</b>
	<b>18</b>	<b>Elyjah Goss vs. Y'town St.</b>	<b>12-28-2019</b>
	18	Odell Bradley vs. Ball St.	12-20-2003
	18	Rhett Dallas vs. Ind. Tech	1-23-1993
	18	Jesse Bingham vs. Anderson	11-23-1987
	18	Troy Fitts vs. Marian	2-25-1986
11.	<b>17</b>	<b>Elyjah Goss at Green Bay</b>	<b>1-5-2020</b>
	<b>17</b>	<b>Elyjah Goss at Morehead St.</b>	<b>12-4-2019</b>
	17	D.A. Harvey vs. Ind. Tech	11-28-2001
	17	Tony Long vs. S. Indiana	12-10-1989

#### Blocked Shots

Rk.	Blk	Name	Date
1.	7	John Hester vs. Ind. Tech	1-21-1997
2.	<b>6</b>	<b>Elyjah Goss at Milwaukee</b>	<b>1-3-2020</b>
	6	Charles Price vs. Indiana St.	12-20-2000
	6	Charles Price vs. Wilberforce	11-18-2000
5.	5	16 different times	

#### Three-Point Percentage

Rk.	Pct	Name	Date
1.	100% (6-6)	Todd Schabel vs. Wright St.	2-2-1987
2.	<b>100% (5-5)</b>	<b>Grant Weatherford at Fresno St.</b>	<b>12-20-2019</b>
3.	85.7% (6-7)	Darell Combs vs. Urbana	12-12-2016
	85.7% (6-7)	Darell Combs vs. IPFW	2-27-2016

#### Threes Made in a Game

Rk.	3FG	Name	Date
1.	13	Rodney Thomas vs. Wilberforce	2-24-1997
2.	11	Gary Patterson vs. Southern Utah	1-31-2008
3.	9	Gary Patterson vs. Oral Roberts	2-22-2007
	9	Akeem Clark vs. East Tennessee St.	12-27-2003
	9	Carlos Knox vs. Okla. Panhandle St.	1-5-1998
	9	Nick David vs. Virgin Islands	11-22-1997
7.	<b>8</b>	<b>Jaylen Minnett vs. Green Bay</b>	<b>2-6-2020</b>
	<b>8</b>	<b>Marcus Burk at Oakland</b>	<b>1-25-2020</b>
	8	6 other times	

# LAST FOUR BOX SCORES

## GAME #22 • IUPUI 89, OAKLAND 85 (OT) (ROCHESTER, MICH. - ATH. CENTER O'RENA)

### IUPUI 89 • 6-16,2-7 Horizon

#	Player	Total		3-Ptr		Rebounds			PF	TP	A TO Blk Stl					Min
		FG-FGA	FG-FGA	FT-FTA	Off Def Tot	Off Def Tot	PF	TP								
11	KENYON, Brandon	f	2-4	1-2	2-2	1 0 1	4	7	1	0	0	0	20			
32	GOSS, Elijah	f	1-3	0-0	0-0	4 14 18	5	2	4	1	2	0	35			
00	MINNETT, Jaylen	g	10-24	6-14	4-5	1 5 6	2	30	5	7	0	1	40			
14	BURK, Marcus	g	12-24	8-15	7-10	2 1 3	3	39	3	0	0	0	44			
23	WEATHERFORD, Grant	g	3-10	0-2	1-2	4 9 13	3	7	4	4	1	0	41			
02	JACKSON JR., Jamil	g	1-2	0-1	0-0	0 2 2	2	2	1	0	0	0	10			
10	DePERSIA, Mike	g	0-0	0-0	0-0	0 0 0	0	0	2	3	0	1	9			
15	WHITE, Taveion	g	0-0	0-0	0-0	0 2 2	1	0	0	0	0	0	5			
30	TYSON, Zo	g	1-3	0-0	0-0	1 4 5	3	2	0	2	2	0	21			
Team						3 1 4					1					
Totals			30-70	15-34	14-19	16 38 54	23	89	20	18	5	2	225			
FG % 1st Half: 10-32		31.3%	2nd half: 16-29		55.2%	OT: 4-9		44.4%	Game: 30-70		42.9%	Deadball				
3FG % 1st Half: 7-18		38.9%	2nd half: 6-12		50.0%	OT: 2-4		50.0%	Game: 15-34		44.1%	Rebounds				
FT % 1st Half: 6-8		75.0%	2nd half: 3-5		60.0%	OT: 5-6		83.3%	Game: 14-19		73.7%	1				

### Oakland 85 • 7-15,2-7 Horizon

#	Player	Total		3-Ptr		Rebounds			PF	TP	A TO Blk Stl					Min
		FG-FGA	FG-FGA	FT-FTA	Off Def Tot	Off Def Tot	PF	TP								
14	Xavier Hill-Mais	f	6-15	0-2	8-10	3 5 8	3	20	2	3	4	1	34			
13	Brad Brechtling	c	3-11	0-0	4-7	8 5 13	1	10	1	1	3	1	31			
01	Rashad Williams	g	6-19	5-14	1-2	0 3 3	3	18	1	2	0	0	37			
02	Tray Maddox Jr.	g	4-10	3-5	0-0	0 3 3	3	11	1	0	1	0	25			
11	Blake Lampman	g	3-7	3-7	3-3	0 3 3	2	12	2	0	0	2	40			
04	Daniel Oladapo	g	2-6	0-0	4-5	2 3 5	1	8	0	1	0	0	22			
15	Kevin Kangu	g	1-3	0-1	4-4	0 1 1	4	6	9	0	2	0	33			
21	Madison Monroe	g	0-1	0-1	0-0	0 0 0	0	0	0	0	0	0	2			
24	Kenny Pittman Jr.	g	0-0	0-0	0-0	0 0 0	1	0	0	0	0	0	1			
Team						0 2 2										
Totals			25-72	11-30	24-31	13 25 38	18	85	16	7	10	4	225			
FG % 1st Half: 8-33		24.2%	2nd half: 14-33		42.4%	OT: 3-6		50.0%	Game: 25-72		34.7%	Deadball				
3FG % 1st Half: 4-14		28.6%	2nd half: 6-12		50.0%	OT: 1-4		25.0%	Game: 11-30		36.7%	Rebounds				
FT % 1st Half: 13-15		86.7%	2nd half: 7-12		58.3%	OT: 4-4		100.0	Game: 24-31		77.4%	3,3				

Officials: Andy O'Brien,Michael Kitts,Chad Barlow

Technical fouls: IUPUI-None. Oakland-None.

Attendance: 3644

Score by periods	1st	2nd	OT	Total
IUPUI	33	41	15	89
Oakland	33	41	11	85

	In	Off	2nd	Fast	Bench
Points IUPUI	22	9	16	12	4
OAK	22	21	11	13	14

Last FG - IUPUI OT-00:22, OAK OT-00:07.  
Largest lead - IUPUI by 7 1st-09:04, OAK by 2 1st-15:49.  
IUPUI led for 38:35. OAK led for 01:11. Game was tied for 05:14.

Score tied - 9 times.  
Lead changed - 6 times.

## GAME #23 • CLEVELAND STATE 72, IUPUI 62 (CLEVELAND, OHIO - WOLSTEIN CENTER)

### IUPUI 62 • 6-17, 2-8

#	Player	Total		3-Ptr		Rebounds			PF	TP	A TO Blk Stl					Min
		FG-FGA	FG-FGA	FT-FTA	Off Def Tot	Off Def Tot	PF	TP								
11	KENYON, Brandon	f	0-3	0-2	0-0	1 0 1	3	0	0	2	1	0	10			
32	GOSS, Elijah	f	3-8	0-0	4-5	5 7 12	3	10	1	1	0	0	39			
00	MINNETT, Jaylen	g	4-13	2-7	2-2	0 2 2	5	12	2	4	0	0	33			
14	BURK, Marcus	g	5-16	3-10	5-7	2 4 6	1	18	2	6	1	0	38			
23	WEATHERFORD, Grant	g	4-9	1-2	2-5	2 3 5	4	11	6	3	1	5	39			
02	JACKSON JR., Jamil	g	1-2	1-2	1-2	0 1 1	0	4	0	0	0	0	5			
10	DePERSIA, Mike	g	0-1	0-1	0-0	0 1 1	1	0	3	2	0	1	21			
15	WHITE, Taveion	g	3-3	0-0	1-3	2 0 2	3	7	1	0	1	1	15			
Team						1 1 2										
Totals			20-55	7-24	15-24	13 19 32	20	62	15	18	4	7	200			
FG % 1st Half: 9-27		33.3%	2nd half: 11-28		39.3%	Game: 20-55		36.4%	Deadball							
3FG % 1st Half: 2-9		22.2%	2nd half: 5-15		33.3%	Game: 7-24		29.2%	Rebounds							
FT % 1st Half: 4-7		57.1%	2nd half: 11-17		64.7%	Game: 15-24		62.5%	4							

### Cleveland State 72 • 9-14, 5-5

#	Player	Total		3-Ptr		Rebounds			PF	TP	A TO Blk Stl					Min
		FG-FGA	FG-FGA	FT-FTA	Off Def Tot	Off Def Tot	PF	TP								
12	Algevon Eichelberger	f	4-10	0-0	6-8	4 4 8	2	14	1	3	1	1	19			
24	Torrey Patton	f	7-16	3-6	1-1	3 2 5	3	18	4	2	0	2	35			
03	Craig Beaudion	g	5-14	1-2	7-8	1 4 5	1	18	2	3	0	2	39			
04	Franklyn Penn Jr.	g	3-5	0-0	5-6	4 4 8	4	11	0	4	1	1	24			
05	Tre Gomillion	g	1-4	0-0	2-2	0 5 5	4	4	4	0	1	1	28			
01	Tyrese Potoma	g	0-0	0-0	0-0	0 0 0	0	0	0	0	0	0	0+			
02	Kasheem Thomas	g	1-4	1-2	0-0	0 0 0	2	3	2	2	0	2	25			
22	Jaalam Hill	g	2-4	0-0	0-0	1 4 5	0	4	0	2	0	2	13			
35	Deante Johnson	g	0-4	0-0	0-0	4 3 7	3	0	0	1	1	2	17			
Team						2 1 3										
Totals			23-61	5-10	21-25	19 27 46	19	72	13	17	4	13	200			
FG % 1st Half: 13-33		39.4%	2nd half: 10-28		35.7%	Game: 23-61		37.7%	Deadball							
3FG % 1st Half: 2-5		40.0%	2nd half: 3-5		60.0%	Game: 7-24		50.0%	Rebounds							
FT % 1st Half: 4-4		100.0	2nd half: 17-21		81.0%	Game: 21-25		84.0%	4							

Officials: Izzy Santiago, Jr., Ron Tyburski, Jourdan Love

Technical fouls: IUPUI-None. Cleveland State-None.

Attendance: 1241

Score by periods	1st	2nd	Total
IUPUI	24	38	62
Cleveland State	32	40	72

	In	Off	2nd	Fast	Bench
Points IUPUI	22	18	14	6	11
CSU	36	11	16	12	7

Last FG - IUPUI 2nd-00:17, CSU 2nd-03:49.  
Largest lead - IUPUI by 2 1st-19:03, CSU by 15 2nd-10:56.  
IUPUI led for 01:37. CSU led for 36:22. Game was tied for 02:00.

Score tied - 2 times.  
Lead changed - 3 times.

## GAME #24 • YOUNGSTOWN STATE 91, IUPUI 76 (YOUNGSTOWN, OHIO - BEEGLY CENTER)

### IUPUI 76 • 6-18,2-9 Horizo

#	Player		Total		3-Ptr		Rebounds			PF	TP					Min
			FG-FGA	FG-FGA	FT-FTA	Off	Def	Tot	A			TO	Blk	Stl		
11	KENYON, Brandon	f	2-3	0-0	1-2	2	0	2	1	5	1	1	0	0	20	
32	GOSS, Elijah	f	6-11	0-2	1-2	2	9	11	0	13	0	1	2	1	37	
00	MINNETT, Jaylen	g	4-13	3-9	2-2	0	0	0	1	13	3	1	0	1	33	
14	BURK, Marcus	g	7-17	2-6	6-7	1	2	3	4	22	2	1	0	0	37	
23	WEATHERFORD, Grant	g	7-10	2-3	3-6	0	3	3	4	19	2	2	0	3	39	
10	DePERSIA, Mike	g	1-2	0-0	0-2	1	1	2	0	2	3	1	0	0	23	
15	WHITE, Taveion		1-1	0-0	0-0	0	0	0	2	2	0	0	0	0	11	
Team						1	1	2								
Totals			28-57	7-20	13-21	7	16	23	12	76	11	7	2	5	200	
FG % 1st Half: 12-29			41.4%	2nd half: 16-28		57.1%	Game: 28-57		49.1%						Deadball Rebounds 4.1	
3FG % 1st Half: 2-9			22.2%	2nd half: 5-11		45.5%	Game: 7-20		35.0%							
FT % 1st Half: 8-14			57.1%	2nd half: 5-7		71.4%	Game: 13-21		61.9%							