



2019-2020 IUPUI BASKETBALL GAME NOTES

IUPUI

SCHEDULE/RESULTS

(6-22, 2-13 HORIZON)

Date	Opponent	Result/Time
Oct. 23	# Tiffin (ESPN3)	W, 81-77
Nov. 6	at Butler (FS2)	L, 47-80
Nov. 9	at Bradley (ESPN+)	L, 56-90
Nov. 11	Anderson (ESPN3)	W, 72-55
Nov. 13	^ at South Florida (ESPN3)	W, 70-53
Nov. 20	^ at Loyola (Ill.) (NBCSCH+ / ESPN+)	L, 62-85
Nov. 25	^ vs. Loyola (Md.)	L, 77-81
Nov. 26	^ vs. Southern	L, 77-83
Nov. 30	Evansville (ESPN+)	L, 64-70
Dec. 4	at Morehead St. (ESPN+)	L, 51-56
Dec. 7	at Ball St. (ESPN+)	L, 54-102
Dec. 10	IU South Bend (ESPN3)	W, 80-60
Dec. 14	Purdue Fort Wayne (ESPN+)	W, 74-65
Dec. 20	at Fresno St. (Mountain West Net)	L, 64-95
Dec. 28	* Youngstown St.	L, 73-83
Dec. 30	* Cleveland St. (ESPN+)	L, 80-82
Jan. 3	* at Milwaukee (ESPN3)	L, 74-78
Jan. 5	* at Green Bay (ESPN+)	W, 93-78
Jan. 10	* Wright St. (ESPN3)	L, 70-84
Jan. 12	* Northern Ky. (ESPN+)	L, 71-96
Jan. 18	* UIC (ESPN3)	L, 66-75
Jan. 23	* at Detroit Mercy (ESPN+)	L, 64-76
Jan. 25	* at Oakland (ESPN3)	W, 89-85 (ot)
Jan. 30	* at Cleveland St. (ESPN+)	L, 62-72
Feb. 1	* at Youngstown St. (ESPN3)	L, 76-91
Feb. 6	* Green Bay (ESPN+)	L, 85-91
Feb. 8	* Milwaukee (ESPN+)	L, 79-80 (ot)
Feb. 14	* at Northern Ky. (ESPN+)	L, 70-84
Feb. 16	* at Wright St. (ESPN+)	L, 66-106
Feb. 22	* at UIC (ESPN3)	4:12 pm
Feb. 27	* Oakland (ESPN+)	7:00 pm
Feb. 29	* Detroit Mercy (ESPN+)	12:00 pm
Mar. 3	& HL Tourney - 1st rd.	
Mar. 5	& HL Tourney - Quarterfinals	
Mar. 9	& HL Tourney - Semifinals	
Mar. 10	& HL Tourney - Championship	

denotes exhibition
 * denotes Horizon League games
 ^ part of Cayman Islands Classic
 (first two games on campus sites / last two at Omaha)
 & denotes Horizon League Tournament games
 (quarterfinals on campus sites / semis and finals in Indy)

MEDIA COVERAGE

TV: ESPN3

Video Stream: ESPN3

Audio: IUPUIJags.com

Live Stats: IUPUIJags.com

Twitter: @IUPUIJaguars / @IUPUIMensBball

MBB CONTACT

Ed Holdaway - IUPUI Assistant AD

Email: eholdawa@iupui.edu

Twitter: @EdHoldaway

Cell: 317-908-2645

'03 NCAA TOURNAMENT, 2010 CBI, 2019 CIT

IUPUI (6-22, 2-13 HL) at UIC (13-15, 8-7 HL)

Saturday, February 22, 2020 • 4:12 p.m. • Chicago, Ill. • Credit Union 1 Arena (8,000)



STAT BREAKDOWN

IUPUI		UIC
70.2 / 79.9	PPG / Opp. PPG	67.5 / 69.8
-9.6	Scoring Margin	-2.2
409 / 460	FG% / Opp. FG%	.438 / .414
36.0 (-3.4)	RPG (Margin)	36.1 (+0.2)
.339 / .372	3FG% / Opp. 3FG%	.343 / .298
.648	FT%	.687
13.3	Assists/G	14.2
14.2 (-1.0)	TO/G (Margin)	16.1 (-3.7)
325 / 331 / 339	NET / KenPom / BPI	227 / 223 / 250

SERIES BREAKDOWN

Overall:	1-7
Rimm vs. UIC:	0-1
in Chicago:	1-3
at IUPUI:	0-4
neutral:	0-0
Last Meeting:	Jan. 18, 2020
Outcome:	UIC 75, IUPUI 66 (Indianapolis)
Streak:	UIC has won 2

THE JAGUARS



PROBABLE STARTERS (based on last game)

No.	Name	Yr.	Pos.	Ht.	Hometown	PPG	RPG	APG	FG%	3FG%	FT%
10	Mike DePersia	Fr.	G	5-11	Cherry Hill, N.J.	2.6	2.4	2.7	.338	.129	.500
14	Marcus Burk	Jr.	G	6-3	Indianapolis, Ind.	21.0	3.6	1.9	.429	.379	.775
1	Jakoby Kemp	Jr.	F	6-8	Layton, Utah	1.9	0.9	0.2	.368	.333	.667
30	Zo Tyson	Gr.	F	6-9	Fayetteville, N.C.	3.0	2.8	0.4	.571	---	.667
32	Elyjah Goss	Jr.	F	6-7	Bolingbrook, Ill.	8.8	11.5	0.8	.483	.111	.548

OFF THE BENCH

0	Jaylen Minnett	Jr.	G	6-1	Terre Haute, Ind.	16.5	3.0	3.5	.357	.357	.816
2	Jamil Jackson Jr.	Jr.	G/F	6-6	Minneapolis, Minn.	3.6	1.3	0.5	.270	.200	.667
11	Brandon Kenyon	So.	F	6-10	Caledonia, Ontario	1.9	1.0	0.1	.379	.182	.727
12	Marlon Taylor	R-Fr.	G/F	6-5	South Bend, Ind.	0.3	0.5	0.4	.333	---	---
13	Isaiah Williams	Jr.	G/F	6-8	Dayton, Ohio	8.0	4.4	1.3	.419	.364	.538
15	Taveion White	Fr.	F	6-7	Prosper, Texas	1.2	1.8	0.1	.600	---	.222
20	Sawyer Stoltz	Fr.	F	6-9	Huntington, Ind.	0.0	0.4	0.1	.000	---	---
23	Grant Weatherford	Jr.	G	6-2	Cicero, Ind.	9.0	4.8	2.7	.427	.357	.613

QUICK HITTERS

- Both **Jaylen Minnett** (2nd in the country - 97 total) and **Marcus Burk** (15th - 81) rank among the nation's elite in total 3s made. The duo is tops nationally for combined 3s made (178), eight ahead of the UTSA tandem of Jhivvan Jackson and Keaton Wallace (170). Minnett owns the nation's second-longest active streak for games with a three made, having connected for at least one in 64 straight games, dating back to the end of his freshman year. Minnett tallied his 1,000th career point against Green Bay on Feb. 6 as part of a career-high 32 point effort, becoming the 24th member in school history and 16th to do so in three seasons or less.
- Junior **Elyjah Goss** has emerged as a monster on the glass, ranking second in the country with 322 total rebounds this season. He grabbed a school record 21 rebounds against IU South Bend on Dec. 10, surpassing the previous mark by a single board. He ranks No. 6 nationally at 11.5 rebounds per game and has led IUPUI in rebounding in 25 of 28 games, including 21-in-a-row entering today's contest. In league play, he's averaging a league best 13.3 per game.
- Junior **Marcus Burk** tallied his 1,000th collegiate point in the first half of the Jaguars' win over Purdue Fort Wayne. Burk tallied 776 in his two seasons at Campbell and has 588 this season, giving him 1,364 career points, ranking 16th among the nation's juniors. Burk is a two-time Horizon League Player of the Week this season.
- IUPUI is coming off a 16-17 campaign, having made the program's third postseason berth during the Division I era by earning a spot in the 2019 College Insider Tournament. The Jaguars' 16 wins were the program's most since going 19-14 in the 2010-11 in head coach Ron Hunter's final season at IUPUI.
- Head Coach **Byron Rimm II** took over on an interim basis earlier this year, replacing Jason Gardner, who spent five years at the helm of the program. Rimm boasts 14 years of head coaching experience, including 10 years at Prairie View A&M from 2006-2016 as he racked up 115 victories and is the program's all-time winningest head coach. He originally joined the Jaguars' staff just prior to last season as IUPUI's Associate Head Coach.
- IUPUI has players from nine different states/provinces this season, with five hailing from the Hoosier State. All total, IUPUI has players this year from Indiana, Illinois, Minnesota, New Jersey, North Carolina, Ohio, Ontario, Texas and Utah.

2019-2020 ROSTER

NUMERIC ROSTER

##	Name	Pos.	Ht.	Wt.	Yr.	Hometown/High School (Previous)
0	Jaylen Minnett	G	6-1	180	Jr.	Terre Haute, Ind./Terre Haute South
1	Jakoby Kemp	F	6-8	190	Jr.	Layton, Utah/Layton (Salt Lake C.C.)
2	Jamil Jackson Jr.	G/F	6-6	190	Jr.	Minneapolis, Minn./Minneapolis North (Southern Utah)
10	Mike DePersia	G	5-11	170	Fr.	Cherry Hill, N.J./Haddonfield Memorial
11	Brandon Kenyon	F/C	6-10	225	So.	Caledonia, Ontario/RISE Prep
12	Marlon Taylor	G/F	6-5	220	R-Fr.	South Bend, Ind./Riley (Indiana State)
13	Isaiah Williams	G/F	6-8	225	Jr.	Dayton, Ohio/Stivers School for the Arts (Pensacola St.)
14	Marcus Burk	G	6-3	205	Jr.	Indianapolis, Ind./Franklin Central
15	Taveion White	F	6-7	190	Fr.	Prosper, Texas/PHS Academy
20	Sawyer Stoltz	F	6-9	200	Fr.	Huntington, Ind./Huntington North
23	Grant Weatherford	G	6-2	195	Jr.	Cicero, Ind./Hamilton Heights (Midland College)
30	Zo Tyson	F	6-9	195	Gr.	Fayetteville, N.C./Trinity Christian (Colorado State)
32	Elyjah Goss	F	6-7	195	Jr.	Bolingbrook, Ill./Plainfield East

ROSTER BREAKDOWNS

BY CLASS-

Freshmen: 4
Juniors: 7

Sophomores: 1
Seniors: 1

BY PRIMARY POSITION-

Guards: 7
Centers: 0

Forwards: 6

BY HOME STATE-

Indiana: 5
Minnesota: 1
North Carolina: 1
Ontario: 1
Utah: 1

Illinois: 1
New Jersey: 1
Ohio: 1
Texas: 1

PRONUNCIATION GUIDE

ELYJAH Goss

(same as Elijah)

Jaylen **MINNETT**

(min-**NET**)

TAVEION White

(**TAY**-vee-on)


RADIO / TV ROSTER



#0 - JAYLEN MINNETT
6-1 // Jr. // G
Terre Haute, Ind.
Sports Management




#1 - JAKOBY KEMP
6-8 // Jr. // F
Layton, Utah
General Studies




#2 - JAMIL JACKSON JR.
6-6 // Jr. // G/F
Minneapolis, Minn.
General Studies




#10 - MIKE DePERSIA
5-10 // Fr. // G
Haddonfield, N.J.
Biomedical Engineering



#11 - BRANDON KENYON
6-10 // Soph. // F/C
Caledonia, Ontario
Criminal Justice



#12 - MARLON TAYLOR
6-5 // R-Fr. // G/F
South Bend, Ind.
Pre-Engineering




#13 - ISAIAH WILLIAMS
6-8 // Jr. // G/F
Dayton, Ohio
General Studies




#14 - MARCUS BURK
6-3 // Jr. // G
Indianapolis, Ind.
General Studies



#15 - TAVEION WHITE
6-7 // Fr. // F
Prosper, Texas
Business



#20 - SAWYER STOLTZ
6-9 // Fr. // F
Huntington, Ind.
Biology



#23 - GRANT WEATHERFORD
6-2 // Jr. // G
Cicero, Ind.
General Studies



#30 - ZO TYSON
6-9 // Gr. // F
Fayetteville, N.C.
Sports Journalism

Interim Head Coach: Byron Rimm II, 1st season (2nd year at IUPUI)

Assistant Coach: Matt Dunn, 2nd season


Assistant Coach: Isaac Loechle, 2nd season

Assistant Coach: Brian Burton, 1st season

Director of Operations: Aaron Evans, 1st season

Strength & Conditioning Coach: Jason Quarles, 6th season

Athletic Trainer: Joseph Medel, 1st season



#32 - ELYJAH GOSS
6-7 // Jr. // F
Bolingbrook, Ill.
Sports Management

POLLS

ASSOCIATED PRESS

Week 16 - Feb. 17

Rank	Team (1st)
1.	Baylor (48)
2.	Gonzaga (14)
3.	Kansas (1)
4.	San Diego State
5.	Dayton
6.	Duke
7.	Maryland
8.	Florida State
9.	Penn State
10.	Kentucky
11.	Louisville
12.	Villanova
13.	Auburn
14.	Oregon
15.	Creighton
16.	Seton Hall
17.	West Virginia
18.	Colorado
19.	Marquette
20.	Iowa
21.	Butler
22.	Houston
23.	BYU
24.	Arizona
25.	Ohio State

COACHES

Week 16 - Feb. 17

Rank	Team (1st)
1.	Baylor (21)
2.	Gonzaga (11)
3.	Kansas
4.	San Diego State
5.	Dayton
6.	Duke
7.	Maryland
8.	Florida State
9.	Penn State
10.	Kentucky
11.	Louisville
12.	Auburn
13.	Villanova
14.	Seton Hall
15.	Creighton
16.	Oregon
17.	Colorado
18.	West Virginia
19.	Marquette
20.	Iowa
21.	Arizona
22.	Houston
23.	Butler
24.	Ohio State
25.	Michigan State

MID-MAJOR TOP 25

February 17

Rk	Team (1st)	Record	Pts.	Prev.	Conf.
1.	Gonzaga (31)	26-1	775	1	West Coast
2.	ETSU	23-4	709	3	Southern
3.	Northern Iowa	22-4	681	2	Missouri Valley
4.	Saint Mary's	21-6	675	5	West Coast
5.	Yale	18-6	628	4	Ivy League
6.	Liberty	24-3	597	6	ASUN
7.	BYU	21-7	591	8	West Coast
8.	Furman	22-5	576	7	Southern
9.	Stephen F. Austin	22-3	522	9	Southland
10.	UNCG	21-6	497	10	Southern
11.	New Mexico State	21-6	441	11	Western Athletic
12.	Wright State	23-5	418	12	Horizon
13.	Vermont	21-6	408	13	America East
14.	Akron	19-6	376	15	Mid-American
15.	Hofstra	20-7	267	21	Colonial
16.	Belmont	20-7	256	20	Ohio Valley
17.	Murray State	19-7	234	16	Ohio Valley
18.	Bowling Green	19-7	224	17	Mid-American
19.	Austin Peay	18-9	178	22	Ohio Valley
20.	Loyola Chicago	18-9	160	NR	Missouri Valley
21.	Little Rock	18-9	155	14	Sun Belt
22.	Winthrop	19-9	98	18	Big South
23.	South Dakota State	20-8	90	NR	Summit
24.	Colgate	20-7	89	19	Patriot
25.	Harvard	16-7	60	24	Ivy League

HORIZON LEAGUE PRESEASON POLLS

PL. School (1st-place) - Votes

1. Wright State (28) - 350
2. Northern Kentucky (5) - 295
3. UIC (1) - 280
4. Oakland (1) - 229
5. Green Bay - 207
6. Youngstown State - 186
7. Milwaukee - 146
8. Detroit Mercy - 133
9. **IUPUI - 92**
10. Cleveland State (1) - 62

Preseason POTY: Antoine Davis, Detroit Mercy

First Team (alphabetical order by school)

Antoine Davis, Detroit Mercy
Jalen Tate, Northern Kentucky
Xavier Hill-Mais, Oakland
Tarkus Ferguson, UIC
Loudon Love, Wright State

Second Team (alphabetical order by school)

JayQuan McCloud, Green Bay
Tyler Sharpe, Northern Kentucky
Marcus Ottey, UIC
Bill Wampler, Wright State
Darius Quisenberry, Youngstown State

HORIZON LEAGUE

HORIZON LEAGUE STANDINGS

through games on Feb. 20

Team	Overall (Pct.)	HL (Pct.)
Wright State	23-6 (.793)	13-3 (.813)
Northern Ky.....	20-8 (.714)	12-4 (.750)
Youngstown State.....	16-12 (.571)	9-6 (.600)
Green Bay.....	13-14 (.481)	8-6 (.571)
UIC	13-15 (.464)	8-7 (.533)
Milwaukee.....	12-14 (.462)	7-7 (.500)
Cleveland State.....	10-18 (.357)	6-9 (.400)
Oakland	10-17 (.370)	5-9 (.357)
Detroit Mercy	6-21 (.222)	4-10 (.286)
IUPUI	6-22 (.214)	2-13 (.133)

HORIZON LEAGUE SCHEDULE

Date	Game	Time
2/21	*Green Bay at Detroit Mercy	7pm
	*Milwaukee at Oakland	8pm
2/22	*Northern Ky. at Youngstown St.	2pm
	*Wright St. at Cleveland St.	3pm
	*IUPUI at UIC	4:12pm
2/23	*Milwaukee at Detroit Mercy	1pm
	*Green Bay at Oakland	3pm
2/27	*Oakland at IUPUI	7pm
	*Youngstown St. at Green Bay	8pm
	*Cleveland St. at Milwaukee	8pm
	*Detroit Mercy at UIC	8pm
2/28	*Wright St. at Northern Ky.	7pm
2/29	*Detroit Mercy at IUPUI	12pm
	*Oakland at UIC	4:12pm
	*Cleveland St. at Green Bay	8pm
	*Youngstown St. at Milwaukee	8pm

IUPUI IN HORIZON LEAGUE STATS

through games on Feb. 20 [denotes NCAA ranking]

Category	HL [Nat Rk.]	Stat
Scoring	6th	70.2 ppg
Scoring Defense.....	9th	79.9 ppg
Scoring Margin.....	10th	-9.6 ppg
Rebounding Margin	10th	-3.4 rpg
Field Goal %	9th	40.9%
3Pt Field Goal %	4th	33.9%
Free Throw %	10th	64.8%
Assists	6th	13.25 apg
Turnovers.....	8th	14.18 to/g
Turnover Margin.....	6th	-1.04 to/g
Assist/TO Ratio	6th	0.93 a/to
Blocked Shots	9th	2.61 bpg
Steals	4th	6.64 spg
Offensive Rebounds....	4th	11.68 rpg
Defensive Rebounds....	9th	24.32 rpg
Home Attendance.....	10th	1,208 /gm
Category	Rank	Stat
Scoring		
Burk	2nd	21.00 ppg
Minnett	5th	16.46 ppg
Rebounding		
Goss	1st	11.50 rpg
Weatherford	t-20th	4.79 rpg
FG Percentage		
Burk	7th	42.9%
Minnett	12th	35.7%
Assists		
Minnett	6th	3.46 apg
DePersia	t-13th	2.68 apg
Weatherford	t-13th	2.68 apg
FT Percentage		
Burk	8th	77.5%
Steals		
Weatherford	5th	1.57 spg
Burk	t-12th	1.25 spg
Minnett	t-12th	1.25 spg
3FG Percentage		
Burk	1st	37.9%
Minnett	2nd	35.7%
3FG Made		
Minnett	1st	3.46/game
Burk	3rd	2.89/game
Blocked Shots		
Goss	4th	1.14 bpg
Assist-to-Turnover Ratio		
Minnett	7th	1.35 a/to
Offensive Rebounds		
Goss	2nd	3.86 rpg
Defensive Rebounds		
Goss	1st	7.64 rpg
Minutes		
Minnett	3rd	34.95 mpg
Burk	5th	34.62 mpg
Weatherford	6th	34.07 mpg
20-Point Games		
Burk	2nd	15 total
Minnett	t-11th	6 total
Double Digit Rebound Games		
Goss	1st	19 total
Double-Doubles		
Goss	t-1st	10 total

DAZZLING DUO

It's hard to talk about IUPUI hoops without exploring the achievements of the junior duo of Marcus Burk and Jaylen Minnett this season.

- The duo leads the country in threes made (178 total: Minnett - 97, Burk - 81) and rank Nos. 2 and 5 in the Horizon League in scoring (Burk - 2nd - 21.0 / Minnett - 5th - 16.5 ppg).

- The duo has seen both score 30 points in a single-game twice this season - a feat has been accomplished just three times all year, and twice by IUPUI's top scorers.

Jan. 23 - Austin Peay vs. Tennessee St. - Terry Taylor (37 pts) & Jordyn Adams (37 pts)

Jan. 25 - IUPUI at Oakland - Marcus Burk (39 pts) & Jaylen Minnett (30 pts)

Feb. 6 - IUPUI vs. Green Bay - Marcus Burk (33 pts) & Jaylen Minnett (32 pts)

It marked the first time in the program's Division I era (1998-present) that two IUPUI players tallied 30 or better in the same game.

- Burk leads the league in three-point percentage (37.9%) and is third in threes made at 2.89/game and Minnett is tops in threes made (3.46/game) and second in percentage (35.7%).

- Burk is fifth among active juniors (35th among all players) in college basketball with 239 career treys and Minnett is seventh on that list (51st overall) with 226 makes. Minnett enters today 13 threes away from tying Brandon Cole for the program's all-time record in threes made.

- Burk and Minnett are accounting for the bulk of the Jaguars' offense, having taken 53 percent of the team's field goal attempts (905 of 1703) and 74 percent of the team's three-point attempts (486 of 655). In addition, the duo has accounted for more than 53 percent (1049 of 1966) of the team's total points.

MR. 1,000

Junior Marcus Burk netted his **1,000 collegiate point** in the Dec. 14 win over Purdue Fort Wayne with a three-point play at the 12:57 mark of the first half. Burk, an Indianapolis-native, tallied 776 in two seasons at Campbell and now has 588 this season, giving him 1,364 in his collegiate career.

Here are some more tidbits on Burk:

- Burk has been IUPUI's top offensive player all season, ranking No. 2 in the Horizon League in scoring (21.0 ppg) and third in the league in threes made (2.89/gm). He also ranks tops in the league in three-point percentage at 37.9 percent.

- Burk has four 30-point games this season, including a career-high 39 at Oakland (12-24 FG, 8-15 3's, 7-10 FT) on Jan. 25. Three of the four have come in league play.

- While Burk is averaging 21 points per game, no IUPUI player has averaged 20 points per game or better for an entire season since Alex Young averaged 20.4 points per game in 2011-12. Only three players - Odell Bradley (23.1, 2003-04), George Hill (21.5, 2007-08) and Young (20.4, 2011-12) - have averaged better than 20 points per game during the Jaguars' Division I era.

NO. 0 HITS 1,000

Junior Jaylen Minnett became the 24th player in program history to achieve 1,000 career points in an IUPUI uniform on Feb. 6 as part of a career-high 32-point effort. Minnett enters today's game with 1,069 career points, 21st on the program's all-time list. He is the 16th player to hit for 1,000 points in three seasons or less.

He's also recently moved into second on the program's all-time list in threes made:

1.) Brandon Cole	238	2002-06
2.) Jaylen Minnett	226	2017-pres.
3.) Rodney Thomas	215	1996-00
4.) Carlos Knox	208	1994-98
5.) Alex Young	202	2008-12

Some other tidbits on Minnett include:

- He currently owns the nation's **second-longest streak** of consecutive games with at least one made three at 64 games... Minnett made at least one trey in all 33 games last season and the final three games of the 2017-18 season... the last time Minnett went without a three in a game was against Oakland on Feb. 19, 2018 when he was held without a triple in 14 minutes.

Here's the list of the longest streaks of threes made in NCAA Division I history:

1.) Cory Bradford (Illinois)	ended Feb. 10, 2001	88 straight games / B10 record
2.) Mack Smith (Eastern Ill.)	active streak	75 straight games / OVC record
3.) Wally Lancaster (Va. Tech)	ended 1989	73 straight games / ACC record
4.) Marshall Henderson (Ole Miss)	ended 2014	66 straight games / SEC record
t-5.) Jaylen Minnett (IUPUI)	active streak	64 straight games / HL record
t-5.) Justin Jaworski (Lafayette)	ended 2020	64 straight games / Patriot record
t-7.) Fletcher Magee (Wofford)	ended 2018	60 straight games / SoCon record
t-7.) Pat Bradley (Arkansas)	ended 1998	60 straight games

- Minnett's 78 3's made last season was the 7th-highest single-season total in IUPUI history and his 97 this season are second-most in school history.

- His 7.1 ppg scoring average as a freshman in 2017-18 was the highest by an IUPUI rookie since Alex Young average 10.8 points per game in 2008-09.

- His 51 made 3's in 2017-18 were the most by an IUPUI freshman in the program's Division I era (1998-present).

BASKETBALL CENTRAL

IUPUI will be a big part of the center of the college basketball universe this March as the 2020 Horizon League Championships will be played at the Indiana Farmers Coliseum on Mar. 9-10 and the department will later serve as institutional co-host of an NCAA Men's Basketball Regional at Lucas Oil Stadium on Mar. 26-28, alongside the Horizon League and Indiana Sports Corporation.

Both the men's and women's Horizon League Semifinals (Mar. 9) and Championship games (Mar. 10) will be played at Indiana Farmers Coliseum as 2020 marks the first of a three-year rotation.



MR. WINDEX

Junior Elijah Goss is currently **second in the nation** with 322 rebounds and 15 shy of tying the program's single-season record of 337 by Dale Taylor in 1975-76. He ranks No. 6 nationally in rebounding at 11.5 per contest and owns five of the seven highest single-game totals in the Horizon League this season, including grabbing a school record 21 against IUSB (Dec. 10), 18 against Youngstown State (Dec. 28) and at Oakland (Jan. 25) and 17 rebounds twice. His 21 boards against IUSB is tied for the eighth-highest single-game total in NCAA Division I this season.

All total, Goss has led the Jaguars in rebounds in 25 of the team's 28 games and 21-in-a-row.

Five games into this season, he was averaging 6.0 rebounds per game, but has since grabbed at least 10 boards in 18 of the Jaguars' 23 games and all but one league contest. In league play, Goss leads the league in rebounding (13.4 rpg) and has seven double-doubles in 15 games. He now has 13 career double-doubles, including 10 this season, which is second-most in a season in IUPUI's Division I era.

SLIM MARGINS

Following the Feb. 8 80-79 overtime loss to Milwaukee, IUPUI is now 1-8 this season in games decided by two possessions (six points) or fewer and 1-4 in Horizon League games decided by six or less. The Jaguars' lone victory this season in that category was the 89-85 overtime win at Oakland on Jan. 25.

LOTS O' KIDS

IUPUI packed in more than 2,000 third-graders at Thursday's 3rd annual NCAA 'Readers Are Leaders' game to celebrate a yearlong partnership and commitment to reading. IUPUI is now 2-1 in the 'Readers Are Leaders' games and have upped the attendance number in each of the three years. Below are the results from the three events.

Feb. 6, 2020 - Green Bay 91, IUPUI 85 // attendance 2,394

Jan. 24, 2019 - IUPUI 73, Oakland 71 // attendance 2,285

Feb. 23, 2018 - IUPUI 66, Wright State 56 // attendance 2,263

DUELING DOUBLE-DUBS

Both Marcus Burk (25 pts, 10 reb) and Elijah Goss (15 pts, 12 reb), had double-doubles in the Jan. 23 loss at Detroit Mercy. It marked the 1st time two IUPUI players had a double-double in the same game since Jan. 2, 2014 when Donovan Gibbs (32 pts, 11 reb) and Khufu Najee (11 pts, 11 reb) both had double-doubles in a win over Judson.

BETTER THAN ALL THE REST

IUPUI's early season win at South Florida (70-53 on Nov. 13) was widely considered the best non-conference victory by a Horizon League team this season. The Jags entered play as a 17-point underdog before defeating the AAC foe by 17 points. In addition, it was IUPUI's first-ever victory over an AAC opponent in program history.

IUPUI has two wins this season as a double-digit underdog as IUPUI was a 10-point underdog prior to beating Green Bay, 93-78.

IN LEAGUE PLAY

Through 15 Horizon League games, here are some numbers that jump out.

- Offensively, IUPUI is ranked fourth in the league in scoring at 74.5 points per game, but yielding a league-worst 84.1 points per game. Foes are shooting 46.2 percent against the Jags and a league-best 41 percent from three-point range and averaging 9.9 made threes per game.

- Burk leads the league in scoring at 23.1 points per game while Minnett is third at 19.1 points per game. Minnett leads the league in threes made (3.93/game) and is second in three-point percentage (36.0%) while Burk is third in percentage (33.6%) and fourth in makes (2.67/game). Minnett ranks fourth in the league in free throw shooting at 86.0% and Burk is tenth at 77.9%.

- Goss leads the league in rebounding at 13.33 rebounds per game and tied for the league lead with seven double-doubles. He leads the league in both offensive (4.47) and defensive (8.87) rebounding.

- Freshman Mike DePersia has 51 assists against just 18 turnovers in league games and is second in the league with a 2.83 assist-to-turnover ratio. As a team, IUPUI has 223 assists against 197 turnovers for a 1.13 a/to ratio, ranking fifth best in the league. However, IUPUI opponents have a robust 1.32 a/to ratio in league games.

- Four IUPUI players - Burk (2nd - 37.2), Minnett (3rd - 36.5), Weatherford (4th - 36.0) and Goss (6th - 35.3) - all rank among the league's top six in minutes played in league play.

THE BEST ABILITY...

...is availability. IUPUI players have struggled to stay healthy and available this season as only five players - Burk, Minnett, DePersia, Goss and Weatherford - have played all 28 games. Redshirt freshman Marlon Taylor is the only other IUPUI player who has been available for all 28 games.

STORY TELLER

In IUPUI's six wins this season, the Jags have held opponents to 37 percent shooting overall and 28 percent from three-point range while making 7.7 threes per game.

In the Jaguars' 22 losses, foes have shot 48.6 percent overall and 40 percent from beyond the arc while making 9.5 threes per game. Eleven of the 22 opponents to have beaten the Jags have shot 50 percent or better from the floor.

FREEBIES

IUPUI enters play ranked 325th of 350 teams in free throw percentage at 64.8 percent, which is on pace to be the lowest mark in the program's Division I era. The current low mark was a 65.4 percentage for the 2008-09 season. The lowest single-season mark on record in program history was a 62.7 percentage in the 1976-77 campaign.

...HOWEVER

NEWS, NOTES & STORYLINES (CONT.)

Since the Dec. 28 Youngstown State loss in the Horizon League opener in which IUPUI made just 12-of-28 (42.9 percent) at the foul line, IUPUI has been efficient at the stripe. Since then, IUPUI is a combined 209-of-297 (70.3 percent) in the last 14 games.

FULL 40

Junior Jaylen Minnett's 40-minute effort at Green Bay on Jan. 5 was the first full 40 posted by an IUPUI player in a non-overtime game since Marcellus Barksdale played all 40 minutes at Western Illinois on Mar. 1, 2014.

STARTERS DOING IT ALL

Head coach Byron Rimm has shown a reluctance to delve too deeply into his bench as IUPUI reserves accounted for just 10.9 points per game this season. IUPUI is getting just more than 15 percent of its points from reserves and has had 14 games in which the bench has provided fewer than 10 points. The IUPUI bench has outscored the opposition's just twice this season as opponents' benches are averaging 23.6 points per game against the Jags.

The Jags' bench has scored a season-high 29 points at Wright State on Feb. 16, fueled by Minnett coming off the bench for 18 and Weatherford scoring nine.

GRADE CHECKS

Six different Jaguars posted a grade point average of 3.0 or better during the fall - Mike DePersia, Elijah Goss, Brandon Kenyon, Sawyer Stoltz, Grant Weatherford and Taveion White. Weatherford, who is pursuing his Master's degree in Organizational Leadership, had the team's top GPA for the fall at 3.67. Kenyon and Weatherford were recently named to the Horizon League's Academic Honor Roll for the fall semester.

LARGE CLASS

IUPUI entered the season with an eight-man junior class eligibility wise, tying for the eighth largest class in all of college basketball. Below are the lists of largest classes.

- 11 total: Navy (freshman class), Utah (freshman class)
- 10 total: Air Force (freshman class), TCU (freshman class)
- 9 total: Colorado (jr. class), CSU Bakersfield (jr. class), Middle Tenn. (jr. class)
- 8 total: Idaho (jr. class), IUPUI (jr. class)

FAMILY TIES

-DePersia comes from a notable basketball family in the state of New Jersey and he and his brothers - twins Rob and Nick - are one of just four sets of siblings in NJ high school basketball history to have all scored 1,000 points in their high school careers. DePersia led his Haddonfield squad to back-to-back state titles his junior and senior seasons. His two brothers went on to play collegiately at Rowan University and were named the Albert Carino Boys Basketball Club of South Jersey Small College Players of the Year last April while playing for former Penn State standout Joe Crispin. Rob recently joined the Villanova program as a graduate assistant.

-Kemp's older brother is a WR with the Kansas City Chiefs, Marcus Kemp. Kemp played at the University of Hawaii and is now in his second season with the Chiefs, having joined the team as an undrafted free agent in 2017.

PRO NOTES

In addition to the success that former IUPUI Jaguar George Hill is continuing to have in his 12th NBA season, IUPUI presently has seven former players playing professionally all over the world.

George Hill / Milwaukee Bucks (NBA); Darell Combs / Mgzavrebi (Georgia Superleague); Alex Young / Al Ahly (Egyptian Superleague); Ahmed Ismail / Al Ahly (Egyptian Superleague); D.J. McCall / Fort Wayne Mad Ants (G-League); Robert Glenn / H.Galilee (Israeli National League); Maurice Kirby / Shoot it Dragon (Thailand TBL)

AT THE HORN

Winning games at the horn has been a staple of recent IUPUI squads. In the past five seasons, IUPUI has won five games in the closing seconds, including three as time expired:

- P.J. Boutte - 15' floater at the horn vs. Ball State (71-69 / Nov. 22, 2014)
- Marcellus Barksdale - layup at the horn at IPFW (84-82 / Jan. 23, 2016)
- Jordan Pickett - wing 3 with :02 vs. NDSU (73-72 / Jan. 31, 2016)
- Darell Combs - wing J with :01.5 vs. SDSU (85-83 / Jan. 18, 2017)
- Evan Hall - layup at the horn vs. Milwaukee (72-71 / Jan. 10, 2018)

21 UP

Last February, Hall of Famer Matt Crenshaw became just the 3rd player in school history to have his jersey retired, joining #34 Carlos Knox and #3 George Hill, in the rafters.

Crenshaw finished as the program's all-time leader in assists and hit the game-winning shot in the 2003 Mid-Continent Conference Tournament to send IUPUI to the NCAA Tournament. He later played overseas and returned to IUPUI as a longtime member of the coaching staff before joining the Ball State coaching staff just prior to the start of last season.

Hill was among those to attend the festivities.



HUNTER TO THE HALL

Longtime IUPUI head coach Ron Hunter was inducted as part of the Jaguars' Hall of Fame Class of 2019 last February.

Hunter, now the head coach at Tulane University, guided the IUPUI basketball program from 1994-2011 and is the program's all-time leader in wins (275), winning percentage (.557), games coached (494), winning seasons (11) and 20-win seasons (4). He guided IUPUI to its only ever NCAA Division I NCAA Tournament appearance in 2003. Led by future NBAer George Hill, his 2007-08 team won a school record 26 games and two years later, his team went 25-11 and collected the program's first-ever Division I postseason win. He was a two-time league Coach of the Year and clearly elevated the program during his tenure.

He earned national acclaim for his work with Samaritan's Feet as the first in the country to coach a game in his bare feet in January 2008 to raise awareness for those in need. He later personally delivered shoes to individuals in Peru and Costa Rica. He collected numerous honors for his philanthropic work including being named a 2008 ABC News Person of the Year, the 2010 Indiana Pathfinder Award recipient and an NABC Guardians of the Game Pillar Award for Service.



UNIVERSITY QUICK FACTS

Location	Indianapolis, Ind.
Founded	1969
Nickname	Jaguars
Colors	Red, gold & black
Enrollment	30,000
Affiliation	NCAA Division I
Conference	The Horizon League
Home Facility (Cap.)	Indiana Farmers Coliseum (6,800)
Chancellor	Dr. Nasser Paydar
Athletics Director	Dr. Roderick Perry
Website	www.IUPUIJags.com
Twitter	@IUPUIJaguars
Athletics Phone	(317) 278-5247
Mailing Address	1000 Waterway Blvd. Indianapolis, IN 46202

BASKETBALL HISTORY

First Yr. of basketball	1972
Seasons of basketball	48th
Seasons of Division I basketball	22nd
Division I (1998-pres.) Record	275-302 (.477)
NCAA Appearances	1
Last NCAA Appearance	2003
Last Postseason Appearance	2019 (CIT - First Round)

UNIVERSITY NOTES

ABOUT THE UNIVERSITY

IUPUI is a public research university located in downtown Indianapolis that is the result of a merger of the Purdue Indianapolis Extension Center (1946) and Indiana University Indianapolis (1916). The merger was completed in 1969 and athletics began in 1972.

The university offers more than 200 degree programs and boasts an enrollment over 30,000 (22,000 undergrad and 8,000 postgrad). The university also boasts an endowment of more than \$850 million.

The university is ranked among the Top 200 "National Universities" and ranked 7th for "Up and Coming Schools." U.S. News has ranked IUPUI among the nation's elite for 13 straight years.

All total, the campus covers 509 acres and is located along Indy's Cultural Trail. IUPUI includes the nation's largest nursing school, the second largest medical school in the country, the only dental school in the state, and the country's oldest school of physical education. IUPUI is among the top 20 campuses in the nation for graduate professional degrees conferred

ATHLETIC PROWESS

IUPUI was a primary beneficiary of the 1987 Pan-American Games in Indianapolis and continues to boast some world renowned facilities.

The IU Natatorium is located on the IUPUI campus and is among the best swimming & diving facilities in the world. It has hosted the U.S. Olympic Team Trials four different times and 12 NCAA National Championship meets. In addition, the 2017 World Juniors were held at IUPUI and 16 world records have been set in the Natatorium water.

Adjacent west is the Michael A. Carroll Track & Soccer Stadium which has hosted several USA Outdoor Track & Field Championships and NCAA Championships, along with the 1988 US Olympic Trials. Florence Griffith-Joyner set the 100m world record of 10.49 on the track.

In basketball circles, IUPUI is best known as the long-time host of the Nike All-American Camp, which was held on campus for two decades. The nation's top prep players and coaches from every level converged on campus for two weeks each summer in what was considered the elite college recruiting event of the year. Alum included LeBron James, Chris Webber, Allen Iverson, Kevin Garnett, Jason Kidd and Paul Pierce, among many others.

GEORGE HILL

IUPUI's best known basketball alum is current NBAer George Hill, who is in his 12th year in the league this season. Hill was originally drafted by the San Antonio Spurs (1st rd., 26th overall) in 2008.

He's played for the Spurs (2008-11), Indiana Pacers (2011-16), Utah Jazz (2016-17), Sacramento Kings (2017-18), Cleveland Cavaliers (2018) and Milwaukee Bucks (2018-pres.). He's played in more than 700 regular season games, making nearly 450 career starts and averaging 11.2 points per game in his NBA career.

Entering this season, he's played in 117 career playoff games, starting 90 times and averaging 12.3 points per game.

2019-2020 MISCELLANEOUS STATISTICS

IUPUI'S RECORD WHEN...

	'19-20 Overall	'19-20 Horizon	Under Rimm
Home:	3-8	0-6	3-8
Away:	3-12	2-6	3-12
Neutral:	0-2	0-0	0-2
Overtime:	1-1	1-1	1-1
Lead @ Halftime:	5-3	1-1	5-3
Trail @ Halftime:	0-19	0-12	0-19
Tied @ Halftime:	1-0	1-0	1-0
Leading w/ 5:00 left:	6-2	2-2	6-2
Trailing w/ 5:00 left:	0-19	0-11	0-19
Tied w/ 5:00 left:	0-1	0-0	0-1
Shooting 50% or better:	1-1	0-1	1-1
Shooting 40-50%:	4-10	2-6	4-10
Shooting less than 40%:	1-11	0-6	1-11
Opp. shoots 50% or better:	0-11	0-6	0-11
Opp. shoots 40-50%:	1-8	0-6	1-8
Opp. shoots less than 40%:	5-3	2-1	5-3
Shooting better % than opp.	5-1	2-1	5-1
Shooting worse % than opp.	1-21	0-12	1-21
Scoring less than 50:	0-1	0-0	0-1
Score 50-59 pts:	0-3	0-0	0-3
Score 60-69 pts:	0-7	0-4	0-7
Score 70-79 pts:	3-9	0-7	3-9
Score 80-89 pts:	2-2	1-2	2-2
Score 90+ pts:	1-0	1-0	1-0
Opp. scores less than 50:	0-0	0-0	0-0
Opp. scores 50-59 pts:	2-1	0-0	2-1
Opp. scores 60-69 pts:	2-0	0-0	2-0
Opp. scores 70-79 pts:	1-5	1-4	1-5
Opp. scores 80-89 pts:	1-9	1-5	1-9
Opp. scores 90+ pts:	0-7	0-4	0-7
Commit less TO than opp.	3-7	0-5	3-7
Commit more TO than opp.	3-14	2-7	3-14
Commit same TO as opp.	0-1	0-1	0-1
Outrebound opponent:	4-3	2-1	4-3
Outrebounded:	2-19	0-12	2-19
Rebounding is equal:	0-0	0-0	0-0
Bench outscores opp.:	1-1	0-1	1-1
Bench is outscored:	5-21	2-12	5-21
Bench scoring is equal:	0-0	0-0	0-0
Hit more FT than opp.:	4-8	1-7	4-8
Hit less FT than opp.:	2-13	1-5	2-13
Hit same FT as opp.:	0-1	0-1	0-1
Hit more 3's than opp.:	5-6	2-4	5-6
Hit less 3's than opp.:	1-13	0-8	1-13
Hit same 3's as opp.:	0-3	0-1	0-3
Decided by 5 pts or less:	1-5	1-3	1-5
Decided by 6-10 points:	1-6	0-4	1-6
Decided by 10+ points:	4-11	1-6	4-11
In home whites:	3-9	0-6	3-9
In road blacks:	3-11	2-6	3-11
In road reds:	0-2	0-1	0-2
7 in double-digits:	0-0	0-0	0-0
6 in double-digits:	0-0	0-0	0-0
5 in double-digits:	1-0	0-0	1-0
4 in double-digits:	1-7	1-6	1-7
3 in double-digits:	2-8	0-4	2-8
2 in double-digits:	2-5	1-3	2-5
1 in double-digits:	0-2	0-0	0-2
0 in double-digits:	0-0	0-0	0-0
On Mondays:	1-2	0-1	1-2
On Tuesdays:	1-1	0-0	1-1
On Wednesdays:	1-3	0-0	1-3
On Thursdays:	0-3	0-3	0-3
On Fridays:	0-4	0-3	0-4
On Saturdays:	2-7	1-4	2-7
On Sundays:	1-2	1-2	1-2
In November:	2-6	0-0	2-6
In December:	2-5	0-2	2-5
In January:	2-6	2-6	2-6
In February:	0-5	0-5	0-5
In March:	0-0	0-0	0-0

CAREER DOUBLE-DIGIT PERFORMANCES/STARTS/DUNKS

Double-Digit Scoring Gms		
Name	Sea	Car
Minnett	23	51
Burk	25	25
Goss	12	22
Weatherford	13	20
Williams	6	6
Jackson Jr.	2	2
DePersia	1	1
Tyson	1	1

20+ Point Scoring Games		
Name	Sea	Car
Burk	15	15
Minnett	6	10
Weatherford	0	2

30+ Point Scoring Games		
Name	Sea	Car
Burk	4	4
Minnett	3	3

Double-Digit Reb. Games		
Name	Sea	Car
Goss	19	27
Burk	1	1
Weatherford	1	1

Double-Doubles		
Name	Sea	Car
Goss	10	13
Burk	1	1

Games Started		
Name	Sea	Car
Burk	28	28
DePersia	10	10
Goss	25	50
Kemp	1	1
Kenyon	6	6
Minnett	27	32
Tyson	9	9
Weatherford	21	54
Williams	13	13

Dunks		
Name	Sea	Car
Burk	4	4
Goss	23	64
Jackson Jr.	3	3
Kemp	0	1
Kenyon	3	5
Tyson	10	10
Weatherford	0	1
White	2	2
Williams	1	1

TIMES LEADING THE TEAM IN...

Points		
Name	Sea	Car
Burk	19	19
Minnett	8	18
Weatherford	2	3
Goss	0	1

Rebounds		
Name	Sea	Car
Goss	25	41
Weatherford	1	3
Burk	2	2
Tyson	2	2
Minnett	1	1
Williams	1	1

Assists		
Name	Sea	Car
Minnett	14	26
Weatherford	10	23
DePersia	8	8
Goss	1	3
Williams	2	2
Burk	1	1
Tyson	1	1

Steals		
Name	Sea	Car
Weatherford	11	21
Minnett	7	16
Goss	4	12
Burk	9	9
DePersia	7	7
Kemp	1	1
Tyson	1	1

Blocked Shots		
Name	Sea	Car
Goss	16	32
Tyson	9	9
Burk	6	6
Minnett	1	4
Weatherford	3	3
White	3	3
Williams	2	2
Jackson Jr.	1	1
Kenyon	1	1
Stoltz	1	1

SPECIALTY STATS

PP = Points in the Paint; POT = Points off Turnover; 2nd = 2nd Chance Points; BP = Bench Points

Opponent	Result	PP	POT	2nd	BP	Largest Lead	Largest Deficit	Lead Changes	Ties
#Tiffin	W, 81-77	38/34	12/32	2/10	12/28	11	4	20	12
at Butler	L, 47-80	22/50	7/19	15/11	8/15	0	33	0	0
at Bradley	L, 56-90	20/42	4/18	5/18	10/17	0	38	0	0
Anderson	W, 72-55	36/30	19/23	8/4	19/14	28	0	0	0
at South Florida	W, 70-53	26/20	27/15	7/10	12/15	19	7	22	9
at Loyola	L, 62-85	22/36	17/20	9/4	12/17	3	30	4	4
vs. Loyola (Md.)	L, 77-81	34/26	21/26	8/6	14/22	8	9	4	5
vs. Southern	L, 77-83	32/38	8/16	13/10	19/45	10	7	4	2
Evansville	L, 64-70	30/34	8/8	10/14	19/38	12	8	11	8
at Morehead State	L, 51-56	22/34	9/12	5/10	9/17	6	12	3	0
at Ball State	L, 54-102	20/26	2/20	16/21	7/33	2	48	1	1
IU South Bend	W, 80-60	30/40	20/20	22/9	14/26	24	0	0	0
Purdue Fort Wayne	W, 74-65	28/26	14/5	4/15	7/23	14	0	0	0
at Fresno State	L, 64-95	20/30	12/23	10/29	17/36	2	36	3	1
*Youngstown State	L, 73-83	24/36	20/25	9/15	7/16	4	12	11	9
*Cleveland State	L, 80-82	34/40	19/21	12/10	12/24	2	12	2	3
*at Milwaukee	L, 74-78	46/28	19/20	16/10	6/43	11	7	20	8
*at Green Bay	W, 93-78	28/24	18/7	8/16	7/45	25	0	0	1
*Wright State	L, 70-84	22/32	11/14	16/12	10/22	0	26	0	1
*Northern Kentucky	L, 71-96	32/40	10/19	17/14	13/22	1	27	2	1
*UIC	L, 66-75	24/40	9/9	14/6	3/24	7	19	3	2
*at Detroit Mercy	L, 64-76	36/32	13/15	8/18	3/18	0	21	0	0
*at Oakland	W, 89-85	22/22	9/21	16/11	4/14	7	2	6	9
*at Cleveland State	L, 62-72	22/36	18/11	14/16	11/7	2	15	3	2
*at Youngstown State	L, 76-91	28/44	10/6	6/16	4/21	0	18	0	0
*Green Bay	L, 85-91	28/30	14/6	14/20	8/16	1	25	4	4
*Milwaukee	L, 79-80	20/28	29/12	15/13	8/20	2	13	6	5
*at Northern Kentucky	L, 70-84	26/34	20/16	12/1	12/18	12	14	8	4
*at Wright State	L, 66-106	26/40	15/20	15/21	29/34	0	52	0	0
*at UIC									
*Oakland									
*Detroit Mercy									
*at HL 1st Rd.									
*at HL Quarters									
*at HL Semis									
*at HL Finals									
Totals		760/938	402/447	324/360	304/662		117		79
Averages		27.1/33.5	14.4/16.0	11.6/12.9	10.9/23.6		4.2		2.8

WIN/LOSS MARGINS

Wins	1										3			
Margin	1	2	3	4	5	6	7	8	9	10	11-15	16-20	21-29	30+
Losses	1	1		2	1	3			1	2	4		2	5

2019-2020 IUPUI STATISTICS

IUPUI Basketball IUPUI Combined Team Statistics (as of Feb 16, 2020) All games



RECORD:	OVERALL	HOME	AWAY	NEUTRAL
ALL GAMES	6-22	3-8	3-12	0-2
CONFERENCE	2-13	0-7	2-6	0-0
NON-CONFERENCE	4-9	3-1	1-6	0-2

#	Player	gp-gs	min	avg	Total		3-Point		F-Throw		Rebounds				pf	dq	a	to	blk	stl	pts	avg
					fg-fga	fg%	3fg-fga	3fg%	ft-fa	ft%	off	def	tot	avg								
14	BURK, Marcus	28-28	971	34.7	207-482	.429	81-214	.379	93-120	.775	17	83	100	3.6	76	2	52	63	7	35	588	21.0
00	MINNETT, Jaylen	28-27	978	34.9	151-423	.357	97-272	.357	62-76	.816	9	75	84	3.0	51	1	97	72	3	35	461	16.5
23	WEATHERFORD, Gra	28-21	957	34.2	91-213	.427	24-64	.375	46-75	.613	39	95	134	4.8	72	1	75	73	6	44	252	9.0
32	GOSS, Elijah	28-25	857	30.6	97-201	.483	1-9	.111	51-93	.548	108	214	322	11.5	73	2	21	48	32	13	246	8.8
13	WILLIAMS, Isaiah	18-13	399	22.2	49-117	.419	4-11	.364	42-78	.538	30	50	80	4.4	57	2	24	36	5	10	144	8.0
02	JACKSON JR., Jamil	18-0	206	11.4	20-74	.270	8-40	.200	16-24	.667	4	19	23	1.3	17	0	9	16	1	3	64	3.6
30	TYSON, Zo	21-9	297	14.1	28-49	.571	0-0	.000	8-12	.667	20	38	58	2.8	49	0	8	17	13	6	64	3.0
10	DePERSIA, Mike	28-10	633	22.6	26-77	.338	4-31	.129	18-36	.500	22	44	66	2.4	53	1	75	39	0	32	74	2.6
01	KEMP, Jakoby	10-1	63	6.3	7-19	.368	1-3	.333	4-6	.667	3	6	9	0.9	9	0	2	7	0	1	19	1.9
11	KENYON, Brandon	17-6	129	7.6	11-29	.379	2-11	.182	8-11	.727	7	10	17	1.0	24	0	2	7	1	2	32	1.9
15	WHITE, Taveion	17-0	131	7.7	9-15	.600	0-0	.000	2-9	.222	18	12	30	1.8	28	1	2	4	4	4	20	1.2
12	TAYLOR, Marlon	8-0	13	1.6	1-3	.333	0-0	.000	0-0	.000	1	3	4	0.5	0	0	3	1	0	1	2	0.3
20	STOLTZ, Sawyer	8-0	16	2.0	0-1	.000	0-0	.000	0-0	.000	0	3	3	0.4	1	0	1	2	1	0	0	0.0
Team											49	29	78					12				
Total.....		0	5650		697-1703	.409	222-655	.339	350-540	.648	327	681	1008	0.0	510	10	371	397	73	186	1966	0.0
Opponents.....		0	5650		806-1754	.460	256-689	.372	368-506	.727	330	773	1103	0.0	499	5	455	368	110	202	2236	0.0

TEAM STATISTICS	IUPUI	OPP
SCORING	1966	2236
Points per game	70.2	79.9
Scoring margin	-9.6	-
FIELD GOALS-ATT	697-1703	806-1754
Field goal pct	.409	.460
3 POINT FG-ATT	222-655	256-689
3-point FG pct	.339	.372
3-pt FG made per game	7.9	9.1
FREE THROWS-ATT	350-540	368-506
Free throw pct	.648	.727
F-Throws made per game	12.5	13.1
REBOUNDS	1008	1103
Rebounds per game	36.0	39.4
Rebounding margin	-3.4	-
ASSISTS	371	455
Assists per game	13.3	16.3
TURNOVERS	397	368
Turnovers per game	14.2	13.1
Turnover margin	-1.0	-
Assist/turnover ratio	0.9	1.2
STEALS	186	202
Steals per game	6.6	7.2
BLOCKS	73	110
Blocks per game	2.6	3.9
ATTENDANCE	13291	52629
Home games-Avg/Game	11-1208	15-3481
Neutral site-Avg/Game	-	2-210

Score by Periods	1st	2nd	OT	Totals
IUPUI	914	1031	21	1966
Opponents	1085	1133	18	2236

Date	Opponent	Score	Att.
11/06/19	at Butler	L 47-80	7706
11/09/19	at Bradley	L 56-90	5518
11/11/19	ANDERSON (IN)	W 72-55	1051
11/13/19	at South Fla.	W 70-53	2474
11/20/19	at Loyola Chicago	L 62-85	2402
11/25/19	vs Loyola Maryland	L 77-81	269
11/26/19	vs Southern U.	L 77-83	152
11/30/19	EVANSVILLE	L 64-70	1659
12/04/19	at Morehead State	L 51-56	1776
12/07/19	at Ball St.	L 54-102	4733
12/10/19	IND.-SOUTH BEND	W 80-60	1085
12/14/19	PURDUE FORT WAYNE	W 74-65	1098
12/20/19	at Fresno State	L 64-95	4798
12/28/19	YOUNGSTOWN ST.	L 73-83	868
12/30/19	CLEVELAND ST.	L 80-82	889
01/03/20	at Milwaukee	L 74-78	977
01/05/20	at Green Bay	W 93-78	1666
01/10/20	WRIGHT ST.	L 70-84	1142
01/12/20	NORTHERN KY.	L 71-96	789
01/18/20	UIC	L 66-75	1309
01/23/20	at Detroit Mercy	L 64-76	1624
01/25/20	at Oakland	Wot 89-85	3644
01/30/20	at Cleveland State	L 62-72	1241
02/01/20	at Youngstown St.	L 76-91	4633
02/06/20	GREEN BAY	L 85-91	2394
02/08/20	MILWAUKEE	Lot 79-80	1007
02/14/20	at Northern Ky.	L 70-84	3013
02/16/20	at Wright State	L 66-106	6003

^ = Cayman Islands Classic
* = Horizon League game

2019-2020 IUPUI HORIZON LEAGUE ONLY STATISTICS

IUPUI Basketball IUPUI Combined Team Statistics (as of Feb 16, 2020) Conference games only



RECORD:	OVERALL	HOME	AWAY	NEUTRAL
ALL GAMES	2-13	0-7	2-6	0-0
CONFERENCE	2-13	0-7	2-6	0-0
NON-CONFERENCE	0-0	0-0	0-0	0-0

#	Player	gp-gs	min	avg	Total		3-Point		F-Throw		Rebounds				pf	dq	a	to	blk	stl	pts	avg
					fg-fga	fg%	3fg-fga	3fg%	ft-fa	ft%	off	def	tot	avg								
14	BURK, Marcus	15-15	560	37.3	116-271	.428	40-119	.336	74-95	.779	11	50	61	4.1	39	1	32	35	6	16	346	23.1
00	MINNETT, Jaylen	15-14	547	36.5	92-257	.358	59-164	.360	43-50	.860	3	29	32	2.1	34	1	60	46	1	19	286	19.1
23	WEATHERFORD, Gra	15-14	543	36.2	58-147	.395	15-44	.341	28-46	.609	24	57	81	5.4	46	1	41	43	5	24	159	10.6
32	GOSS, Elyjah	15-15	530	35.3	54-109	.495	1-8	.125	34-61	.557	67	133	200	13.3	44	2	13	19	19	7	143	9.5
13	WILLIAMS, Isaiah	5-5	100	20.0	11-30	.367	2-6	.333	13-21	.619	5	13	18	3.6	18	0	10	6	0	4	37	7.4
30	TYSON, Zo	8-1	103	12.9	12-21	.571	0-0	.000	2-2	1.000	8	12	20	2.5	13	0	1	5	6	1	26	3.3
10	DePERSIA, Mike	15-4	331	22.1	16-39	.410	4-15	.267	12-22	.545	14	27	41	2.7	28	1	51	18	0	18	48	3.2
01	KEMP, Jakoby	6-1	44	7.3	5-9	.556	1-2	.500	4-6	.667	1	3	4	0.7	7	0	2	5	0	0	15	2.5
02	JACKSON JR., Jamil	8-0	76	9.5	6-24	.250	2-15	.133	5-8	.625	2	9	11	1.4	9	0	5	7	0	1	19	2.4
15	WHITE, Taveion	10-0	117	11.7	9-14	.643	0-0	.000	2-9	.222	16	12	28	2.8	25	1	2	3	3	3	20	2.0
11	KENYON, Brandon	10-6	85	8.5	6-17	.353	1-6	.167	4-6	.667	5	2	7	0.7	14	0	2	6	1	0	17	1.7
12	TAYLOR, Marlon	3-0	6	2.0	1-2	.500	0-0	.000	0-0	.000	1	2	3	1.0	0	0	3	0	0	0	2	0.7
20	STOLTZ, Sawyer	4-0	8	2.0	0-0	.000	0-0	.000	0-0	.000	0	1	1	0.3	1	0	1	0	0	0	0	0.0
Team											25	12	37				4					
Total.....		15	3050		386-940	.411	125-379	.330	221-326	.678	182	362	544	36.3	278	7	223	197	41	93	1118	74.5
Opponents.....		15	3050		445-963	.462	148-361	.410	223-301	.741	184	422	606	40.4	289	3	256	194	56	101	1261	84.1

TEAM STATISTICS	IUPUI	OPP	Date	Opponent	Score	Att.
SCORING	1118	1261	* 12/28/19	YOUNGSTOWN ST.	L 73-83	868
Points per game	74.5	84.1	* 12/30/19	CLEVELAND ST.	L 80-82	889
Scoring margin	-9.5	-	* 01/03/20	at Milwaukee	L 74-78	977
FIELD GOALS-ATT	386-940	445-963	* 01/05/20	at Green Bay	W 93-78	1666
Field goal pct	.411	.462	* 01/10/20	WRIGHT ST.	L 70-84	1142
3 POINT FG-ATT	125-379	148-361	* 01/12/20	NORTHERN KY.	L 71-96	789
3-point FG pct	.330	.410	* 01/18/20	UIC	L 66-75	1309
3-pt FG made per game	8.3	9.9	* 01/23/20	at Detroit Mercy	L 64-76	1624
FREE THROWS-ATT	221-326	223-301	* 01/25/20	at Oakland	Wot 89-85	3644
Free throw pct	.678	.741	* 01/30/20	at Cleveland State	L 62-72	1241
F-Throws made per game	14.7	14.9	* 02/01/20	at Youngstown St.	L 76-91	4633
REBOUNDS	544	606	* 02/06/20	GREEN BAY	L 85-91	2394
Rebounds per game	36.3	40.4	* 02/08/20	MILWAUKEE	Lot 79-80	1007
Rebounding margin	-4.1	-	* 02/14/20	at Northern Ky.	L 70-84	3013
ASSISTS	223	256	* 02/16/20	at Wright State	L 66-106	6003
Assists per game	14.9	17.1				
TURNOVERS	197	194				
Turnovers per game	13.1	12.9				
Turnover margin	-0.2	-				
Assist/turnover ratio	1.1	1.3				
STEALS	93	101				
Steals per game	6.2	6.7				
BLOCKS	41	56				
Blocks per game	2.7	3.7				
ATTENDANCE	8398	22801				
Home games-Avg/Game	7-1200	8-2850				
Neutral site-Avg/Game	-	0-0				

^ = Cayman Islands Classic
* = Horizon League game

Score by Periods	1st	2nd	OT	Totals
IUPUI	485	612	21	1118
Opponents	626	617	18	1261

2019-2020 STATISTICAL SPLITS

Wins (6 total)

#	Player	gp-gs	min	avg	Total		3-Point		F-Throw		Rebounds				pf	dq	a	to	blk	stl	pts	avg
					fg-fga	fg%	3fg-fga	3fg%	ft-fa	ft%	off	def	tot	avg								
14	BURK, Marcus	6-6	214	35.7	56-112	.500	28-56	.500	20-24	.833	4	21	25	4.2	12	0	16	14	0	10	160	26.7
00	MINNETT, Jaylen	6-6	214	35.7	39-95	.411	28-64	.438	21-23	.913	2	22	24	4.0	8	0	28	20	1	9	127	21.2
32	GOSS, Elijah	6-4	166	27.7	21-42	.500	0-0	.000	12-19	.632	23	58	81	13.5	18	1	9	12	10	2	54	9.0
23	WEATHERFORD, Gra	6-4	201	33.5	18-35	.514	4-11	.364	9-13	.692	10	32	42	7.0	12	0	20	16	1	11	49	8.2
13	WILLIAMS, Isaiah	5-5	102	20.4	13-28	.464	1-2	.500	7-13	.538	8	12	20	4.0	16	0	5	7	3	3	34	6.8
11	KENYON, Brandon	2-1	29	14.5	3-7	.429	1-3	.333	2-2	1.000	2	3	5	2.5	7	0	1	1	0	0	9	4.5
02	JACKSON JR., Jamil	6-0	70	11.7	8-31	.258	2-14	.143	3-4	.750	2	7	9	1.5	5	0	4	2	1	2	21	3.5
10	DePERSIA, Mike	6-2	134	22.3	6-19	.316	1-9	.111	1-3	.333	6	11	17	2.8	12	0	15	15	0	9	14	2.3
30	TYSON, Zo	6-2	70	11.7	5-11	.455	0-0	.000	0-0	.000	3	12	15	2.5	11	0	1	5	4	3	10	1.7
01	KEMP, Jakoby	1-0	2	2.0	0-1	.000	0-1	.000	0-0	.000	0	0	0	0.0	0	0	0	0	0	0	0	0.0
20	STOLTZ, Sawyer	1-0	4	4.0	0-0	.000	0-0	.000	0-0	.000	0	2	2	2.0	0	0	0	2	1	0	0	0.0
12	TAYLOR, Marlon	2-0	5	2.5	0-1	.000	0-0	.000	0-0	.000	0	1	1	0.5	0	0	0	1	0	1	0	0.0
15	WHITE, Taveion	3-0	14	4.7	0-1	.000	0-0	.000	0-0	.000	2	2	4	1.3	3	0	0	1	1	1	0	0.0
Team											17	8	25					7				
Total.....		6	1225		169-383	.441	65-160	.406	75-101	.743	79	191	270	45.0	104	1	99	103	22	51	478	79.7
Opponents.....		6	1225		146-395	.370	46-164	.280	58-90	.644	79	144	223	37.2	97	1	77	94	32	48	396	66.0

Losses (22 total)

#	Player	gp-gs	min	avg	Total		3-Point		F-Throw		Rebounds				pf	dq	a	to	blk	stl	pts	avg
					fg-fga	fg%	3fg-fga	3fg%	ft-fa	ft%	off	def	tot	avg								
14	BURK, Marcus	22-22	757	34.4	151-370	.408	53-158	.335	73-96	.760	13	62	75	3.4	64	2	36	49	7	25	428	19.5
00	MINNETT, Jaylen	22-21	764	34.7	112-328	.341	69-208	.332	41-53	.774	7	53	60	2.7	43	1	69	52	2	26	334	15.2
23	WEATHERFORD, Gra	22-17	756	34.4	73-178	.410	20-53	.377	37-62	.597	29	63	92	4.2	60	1	55	57	5	33	203	9.2
32	GOSS, Elijah	22-21	691	31.4	76-159	.478	1-9	.111	39-74	.527	85	156	241	11.0	55	1	12	36	22	11	192	8.7
13	WILLIAMS, Isaiah	13-8	297	22.8	36-89	.404	3-9	.333	35-65	.538	22	38	60	4.6	41	2	19	29	2	7	110	8.5
30	TYSON, Zo	15-7	227	15.1	23-38	.605	0-0	.000	8-12	.667	17	26	43	2.9	38	0	7	12	9	3	54	3.6
02	JACKSON JR., Jamil	12-0	136	11.3	12-43	.279	6-26	.231	13-20	.650	2	12	14	1.2	12	0	5	14	0	1	43	3.6
10	DePERSIA, Mike	22-8	499	22.7	20-58	.345	3-22	.136	17-33	.515	16	33	49	2.2	41	1	60	24	0	23	60	2.7
01	KEMP, Jakoby	9-1	61	6.8	7-18	.389	1-2	.500	4-6	.667	3	6	9	1.0	9	0	2	7	0	1	19	2.1
11	KENYON, Brandon	15-5	100	6.7	8-22	.364	1-8	.125	6-9	.667	5	7	12	0.8	17	0	1	6	1	2	23	1.5
15	WHITE, Taveion	14-0	117	8.4	9-14	.643	0-0	.000	2-9	.222	16	10	26	1.9	25	1	2	3	3	3	20	1.4
12	TAYLOR, Marlon	6-0	8	1.3	1-2	.500	0-0	.000	0-0	.000	1	2	3	0.5	0	0	3	0	0	0	2	0.3
20	STOLTZ, Sawyer	7-0	12	1.7	0-1	.000	0-0	.000	0-0	.000	0	1	1	0.1	1	0	1	0	0	0	0	0.0
Team											32	21	53					5				
Total.....		22	4425		528-1320	.400	157-495	.317	275-439	.626	248	490	738	33.5	406	9	272	294	51	135	1488	67.6
Opponents.....		22	4425		660-1359	.486	210-525	.400	310-416	.745	251	629	880	40.0	402	4	378	274	78	154	1840	83.6

Home (3-8)

#	Player	gp-gs	min	avg	Total		3-Point		F-Throw		Rebounds				pf	dq	a	to	blk	stl	pts	avg
					fg-fga	fg%	3fg-fga	3fg%	ft-fa	ft%	off	def	tot	avg								
14	BURK, Marcus	11-11	390	35.5	79-187	.422	29-83	.349	50-65	.769	4	26	30	2.7	30	1	27	22	4	16	237	21.5
00	MINNETT, Jaylen	11-11	395	35.9	66-182	.363	45-126	.357	30-37	.811	2	27	29	2.6	26	0	42	28	2	13	207	18.8
13	WILLIAMS, Isaiah	7-6	163	23.3	22-48	.458	2-7	.286	21-36	.583	14	19	33	4.7	22	0	12	10	3	3	67	9.6
23	WEATHERFORD, Gra	11-9	378	34.4	34-95	.358	7-27	.259	28-40	.700	24	36	60	5.5	27	1	33	27	3	20	103	9.4
32	GOSS, Elijah	11-10	355	32.3	39-76	.513	1-5	.200	19-41	.463	48	99	147	13.4	33	1	9	19	13	7	98	8.9
02	JACKSON JR., Jamil	8-0	106	13.3	10-43	.233	2-20	.100	7-10	.700	4	11	15	1.9	6	0	7	7	1	3	29	3.6
10	DePERSIA, Mike	11-4	231	21.0	11-29	.379	2-13	.154	13-23	.565	6	22	28	2.5	16	0	24	14	0	14	37	3.4
30	TYSON, Zo	8-2	90	11.3	9-16	.563	0-0	.000	2-2	1.000	7	13	20	2.5	10	0	1	5	5	1	20	2.5
15	WHITE, Taveion	6-0	57	9.5	4-6	.667	0-0	.000	1-4	.250	10	7	17	2.8	13	1	1	1	3	2	9	1.5
11	KENYON, Brandon	5-2	30	6.0	2-7	.286	0-3	.000	0-0	.000	1	4	5	1.0	7	0	0	2	0	0	4	0.8
12	TAYLOR, Marlon	4-0	8	2.0	1-3	.333	0-0	.000	0-0	.000	1	2	3	0.8	0	0	1	1	0	1	2	0.5
01	KEMP, Jakoby	4-0	12	3.0	0-2	.000	0-1	.000	1-2	.500	0	0	0	0.0	2	0	0	0	0	0	1	0.3
20	STOLTZ, Sawyer	3-0	10	3.3	0-0	.000	0-0	.000	0-0	.000	0	3	3	1.0	1	0	1	2	1	0	0	0.0
Team											20	18	38					4				
Total.....		11	2225		277-694	.399	88-285	.309	172-260	.662	141	287	428	38.9	193	4	158	142	35	80	814	74.0
Opponents.....		11	2225		313-711	.440	90-268	.336	125-174	.718	129	318	447	40.6	227	3	159	162	46	80	841	76.5

Road/Neutral (3-14)

Road/Neutral (3-14)					Total		3-Point		F-Throw		Rebounds											
#	Player	gp-gs	min	avg	fg-fga	fg%	3fg-fga	3fg%	ft-fa	ft%	off	def	tot	avg	pf	dq	a	to	blk	stl	pts	avg
14	BURK, Marcus	17-17	581	34.2	128-295	.434	52-131	.397	43-55	.782	13	57	70	4.1	46	1	25	41	3	19	351	20.6
00	MINNETT, Jaylen	17-16	583	34.3	85-241	.353	52-146	.356	32-39	.821	7	48	55	3.2	25	1	55	44	1	22	254	14.9
23	WEATHERFORD, Gra	17-12	579	34.1	57-118	.483	17-37	.459	18-35	.514	15	59	74	4.4	45	0	42	46	3	24	149	8.8
32	GOSS, Elijah	17-15	502	29.5	58-125	.464	0-4	.000	32-52	.615	60	115	175	10.3	40	1	12	29	19	6	148	8.7
13	WILLIAMS, Isaiah	11-7	236	21.5	27-69	.391	2-4	.500	21-42	.500	16	31	47	4.3	35	2	12	26	2	7	77	7.0
02	JACKSON JR., Jamil	10-0	100	10.0	10-31	.323	6-20	.300	9-14	.643	0	8	8	0.8	11	0	2	9	0	0	35	3.5
30	TYSON, Zo	13-7	207	15.9	19-33	.576	0-0	.000	6-10	.600	13	25	38	2.9	39	0	7	12	8	5	44	3.4
01	KEMP, Jakoby	6-1	51	8.5	7-17	.412	1-2	.500	3-4	.750	3	6	9	1.5	7	0	2	7	0	1	18	3.0
11	KENYON, Brandon	12-4	99	8.3	9-22	.409	2-8	.250	8-11	.727	6	6	12	1.0	17	0	2	5	1	2	28	2.3
10	DePERSIA, Mike	17-6	402	23.6	15-48	.313	2-18	.111	5-13	.385	16	22	38	2.2	37	1	51	25	0	18	37	2.2
15	WHITE, Taveion	11-0	74	6.7	5-9	.556	0-0	.000	1-5	.200	8	5	13	1.2	15	0	1	3	1	2	11	1.0
12	TAYLOR, Marlon	4-0	5	1.3	0-0	.000	0-0	.000	0-0	.000	0	1	1	0.3	0	0	2	0	0	0	0	0.0
20	STOLTZ, Sawyer	5-0	6	1.2	0-1	.000	0-0	.000	0-0	.000	0	0	0	0.0	0	0	0	0	0	0	0	0.0
Team											29	11	40				8					
Total.....		17	3425		420-1009	.416	134-370	.362	178-280	.636	186	394	580	34.1	317	6	213	255	38	106	1152	67.8
Opponents.....		17	3425		493-1043	.473	166-421	.394	243-332	.732	201	455	656	38.6	272	2	296	206	64	122	1395	82.1

2019-2020 INDIVIDUAL SUPERLATIVES

	IUPUI	Opponent
Points	39- Burk at Oakland (1/25/20)	33- Tyler Sharpe vs. Northern Ky. (1/12/20)
Field Goals Made	13- Burk vs. Green Bay (2/6/20)	12- Tyler Sharpe vs. Northern Ky. (1/12/20)
Field Goals Attempted	30- Minnett vs. Milwaukee (2/8/20)	21- twice
Highest FG Pct. (min. 5 made)	.857 (6-7)- Goss vs. UIC (1/18/20)	.909 (10-11)- twice
3-Pt Field Goals Made	8- twice	6- twice
3-Pt Field Goals Attempted	19- Minnett vs. Milwaukee (2/8/20)	14- twice
3-Pt FG Pct. (min. 3 made)	1.000 (5-5)- Weatherford at Fresno State (12/20/19)	1.000 (5-5)- Bill Wampler vs. Wright St. (1/10/20)
Free Throws Made	9- twice	9- twice
Free Throws Attempted	13- Burk vs. Milwaukee (2/8/20)	11- three times
Free Throw Pct. (min. 5 made)	1.000 (9-9)- Minnett at Green Bay (1/5/20)	1.000 (8-8)- four times
Offensive Rebounds	11- Goss vs. Youngstown St. (12/28/19)	8- Brad Brechting at Oakland (1/25/20)
Defensive Rebounds	15- Goss at Morehead St. (12/4/19)	12- DeAndre Abram vs. Milwaukee (2/8/20)
Total Rebounds	21- Goss vs. IU South Bend (12/10/19)	15- three times
Assists	8- DePersia at Green Bay (1/5/20)	10- Darrell Brown at Bradley (11/9/19)
Turnovers	7- Minnett at Oakland (1/25/20)	5- five times
Blocked Shots	6- Goss at Milwaukee (1/3/20)	6- twice
Steals	5- three times	7- Laquincy Rideau at South Florida (11/13/19)
Minutes Played (regulation game)	40- twice	40- Aaron Thompson at Butler (11/6/19)
Minutes Played (OT game)	44- twice	43- Josh Thomas vs. Milwaukee (2/8/20)

2019-2020 TEAM SUPERLATIVES

IUPUI High	IUPUI Low	Statistical Category	Opponent High	Opponent Low
93 - at Green Bay (1/5)	47 - at Butler (11/6)	Points	106 - at Wright St. (2/16)	53 - at South Florida (11/13)
53 - at Green Bay (1/5)	12 - at Morehead St. (12/4)	1st Half Points	60 - at Wright St. (2/16)	22 - IU South Bend (12/10)
58 - vs. Green Bay (2/6)	21 - at Butler (11/6)	2nd Half Points	62 - at Ball St. (12/7/19)	17 - at South Florida (11/13)
31 - twice	19 - three times	Field Goals	37 - vs. Northern Ky. (1/20)	20 - at South Florida (11/13)
74 - twice	49 - at South Florida (11/13)	Field Goal Attempts	72 - at Oakland (1/25)	44 - at Loyola (11/20)
.519 - Cleveland St. (12/30)	.302 - at Ball St. (12/7/19)	FG Percentage	.614 - at Loyola (11/20)	.324 - Anderson (11/11)
15 - at Oakland (1/25)	2 - at Milwaukee (1/3/20)	3-Point Field Goals	15 - three times	4 - twice
38 - vs. Milwaukee (2/8)	13 - at Milwaukee (1/3/20)	3-Point Field Goal Att.	39 - at Fresno St. (12/20)	10 - Cleveland St. (1/30)
.526 - at South Florida (11/13)	.143 - at Butler (11/6)	3-Point FG Percentage	.563 - at Loyola (11/20)	.167 - Anderson (11/11)
27 - vs. Wright St. (1/10)	2 - twice	Free Throws	24 - at Oakland (1/25)	2 - IU South Bend (12/10)
40 - vs. Wright St. (1/10)	7 - at Detroit Mercy (1/23)	Free Throw Attempts	32 - twice	3 - IU South Bend (12/10)
.893 - Cleveland St. (12/30)	.250 - at Butler (11/6)	Free Throw Percentage	.941 - at Fresno St. (12/20)	.429 - vs. Purdue FW (12/14)
22 - IU South Bend (12/10)	6 - vs. Purdue FW (12/14)	Offensive Rebounds	19 - twice	2 - at Loyola (11/20)
42 - Anderson (11/11)	16 - twice	Defensive Rebounds	35 - at Morehead St. (12/4)	17 - at South Florida (11/13)
58 - Anderson (11/11)	23 - at Youngstown St. (2/1)	Total Rebounds	49 - vs. Milwaukee (2/8)	25 - at Loyola (11/20)
24 - vs. Wright St. (1/10)	10 - IU South Bend (12/10)	Fouls	26 - vs. Milwaukee (2/8)	11 - at Detroit Mercy (1/23)
22 - at Green Bay (1/5)	2 - at Ball St. (12/7/19)	Assists	22 - vs. Northern Ky. (1/20)	8 - twice
23 - Anderson (11/11)	7 - twice	Turnovers	25 - IU South Bend (12/10)	7 - twice
8 - IU South Bend (12/10)	0 - four times	Blocked Shots	10 - at Oakland (1/25)	1 - six times
13 - IU South Bend (12/10)	1 - vs. Green Bay (2/6)	Steals	14 - IU South Bend (12/10)	2 - three times

2019-2020 GAME-BY-GAME LEADERS / STARTING FIVES

Opponent	Starting 5 (alphabetically)	Points	Rebounds	Assists	Blocks	Steals
#Tiffin	Burk-Goss-Minnett-Weatherford-Williams	Burk (31)	Goss (11)	Burk/Minnett (4)	Goss (4)	Burk (6)
at Butler	Burk-Goss-Minnett-Weatherford-Williams	Burk (17)	4 tied w/ (5)	DePersia/Tyson (2)	3 tied w/ (1)	Tyson (3)
at Bradley	Burk-Goss-Minnett-Weatherford-Williams	Minnett (17)	Goss (8)	Weatherford (4)	Goss (2)	Burk (2)
Anderson	Burk-DePersia-Minnett-Tyson-Williams	Burk (25)	Goss (10)	Weatherford (4)	3 tied w/ (1)	Burk (4)
at South Fla.	Burk-DePersia-Minnett-Tyson-Williams	Burk (26)	Burk (9)	Minnett (7)	Goss (1)	Minnett (4)
at Loyola (Ill.)	Burk-DePersia-Minnett-Tyson-Williams	Burk (23)	Goss (5)	DePersia (4)	none	DePersia (3)
vs. Loyola (Md.)	Burk-DePersia-Goss-Minnett-Tyson	Burk (32)	Goss (13)	Williams (5)	none	Minnett (3)
vs. Southern	Burk-DePersia-Goss-Minnett-Tyson	Burk (27)	Tyson/Williams (6)	Weatherford (4)	Tyson (3)	Weatherford (3)
Evansville	Burk-DePersia-Goss-Minnett-Tyson	Burk/Minnett (18)	Goss (9)	Minnett (4)	Burk (1)	Goss/Weatherford (1)
at Morehead St.	Burk-Goss-Minnett-Tyson-Weatherford	Weatherford (17)	Goss (17)	DePersia/Minnett (3)	Goss/Williams (2)	Minnett (3)
at Ball St.	Burk-Goss-Minnett-Tyson-Weatherford	Minnett (17)	Goss (9)	DePersia/Weatherford (1)	none	4 tied w/ (1)
IU South Bend	Burk-Goss-Minnett-Weatherford-Williams	Burk (21)	Goss (21)	3 tied w/ (3)	Goss (4)	DePersia (3)
Purdue Fort Wayne	Burk-Goss-Minnett-Weatherford-Williams	Burk (22)	Goss (11)	Weatherford (6)	4 tied w/ (1)	Weatherford (5)
at Fresno St.	Burk-Goss-Minnett-Weatherford-Williams	Weatherford (16)	Goss (7)	DePersia (3)	Tyson/Weatherford (1)	Weatherford (2)
*Youngstown St.	Burk-Goss-Minnett-Weatherford-Williams	Burk/Minnett (16)	Goss (18)	Minnett (6)	3 tied w/ (1)	4 tied w/ (2)
*Cleveland St.	Burk-DePersia-Goss-Minnett-Weatherford	Minnett (23)	Goss (11)	Minnett (6)	3 tied w/ (1)	Weatherford (3)
*at Milwaukee	Burk-Goss-Minnett-Weatherford-Williams	Goss (19)	Goss (16)	DePersia (5)	Goss (6)	3 tied w/ (2)
*at Green Bay	Burk-Goss-Minnett-Weatherford-Williams	Minnett (31)	Goss (17)	DePersia (8)	Goss (1)	Burk (2)
*Wright St.	Burk-Goss-Minnett-Weatherford-Williams	Minnett (24)	Goss (14)	3 tied w/ (2)	Goss/Tyson (1)	Minnett (3)
*Northern Kentucky	Burk-Goss-Minnett-Weatherford-Williams	Burk (25)	Goss (11)	Minnett (4)	none	Burk (2)
*UIC	Burk-DePersia-Goss-Minnett-Weatherford	Burk (18)	Goss (15)	3 tied w/ (3)	Goss (3)	DePersia (2)
*at Detroit Mercy	Burk-DePersia-Goss-Minnett-Weatherford	Burk (25)	Goss (12)	Minnett (5)	Burk/Goss (1)	DePersia (3)
*at Oakland	Burk-Goss-Kenyon-Minnett-Weatherford	Burk (39)	Goss (18)	Minnett (5)	Goss/Tyson (2)	DePersia/Minnett (1)
*at Cleveland St.	Burk-Goss-Kenyon-Minnett-Weatherford	Burk (18)	Goss (12)	Weatherford (6)	4 tied w/ (1)	Weatherford (5)
*at Youngstown St.	Burk-Goss-Kenyon-Minnett-Weatherford	Burk (22)	Goss (11)	DePersia/Minnett (3)	Goss (2)	Weatherford (3)
*Green Bay	Burk-Goss-Kenyon-Minnett-Weatherford	Burk (33)	Goss (14)	Weatherford (6)	White (2)	Burk (1)
*Milwaukee	Burk-Goss-Kenyon-Minnett-Weatherford	Minnett (26)	Goss (13)	Minnett (4)	Burk/Goss (1)	Weatherford (5)
*at Northern Ky.	Burk-Goss-Kenyon-Minnett-Weatherford	Burk (30)	Goss (11)	Minnett (6)	Burk (1)	3 tied w/ (2)
*at Wright St.	Burk-DePersia-Goss-Kemp-Tyson	Burk (19)	Goss (7)	Weatherford (3)	Tyson (1)	4 tied w/ (2)
*at UIC						
*Oakland						
*Detroit Mercy						
HL 1st Rd.						
HL 2nd Rd.						
HL Semis						

2019-2020 COMPARISON STATISTICS

Opponent	1st	2nd	Score	Mar	Total FG	FG Pct	3-Pointers	3FG Pct	Free Throws	FT Pct	Rebounds	Assist	T/Over	Block	Steal	Fouls
Butler	26/36	21/44	47-80	(33)	21-57/35-59	.368/.593	3-21/6-14	.143/.429	2-8/4-9	.250/.444	30/36 (6)	7/21	14/9	3/4	5/6	14/13
Bradley	23/47	33/43	56-90	(34)	19-54/32-67	.352/.478	7-24/9-27	.292/.333	11-17/17-22	.647/.773	30/46 (16)	10/19	15/7	2/2	4/4	18/15
ANDERSON (IN)	49/29	23/26	72-55	+17	29-68/22-68	.426/.324	8-26/4-24	.308/.167	6-14/7-12	.429/.583	58/33 +25	13/8	23/13	3/6	10/10	20/14
South Fla.	38/36	32/17	70-53	+17	25-49/20-54	.510/.370	10-19/5-23	.526/.217	10-13/8-18	.769/.444	30/35 (5)	15/8	22/23	1/3	10/12	18/14
Loyola Chicago	31/39	31/46	62-85	(23)	23-56/27-44	.411/.614	10-22/9-16	.455/.563	6-9/22-24	.667/.917	28/25 +3	13/16	15/14	0/4	6/7	20/15
Loyola Maryland	36/39	41/42	77-81	(4)	29-60/28-54	.483/.519	9-22/13-29	.409/.448	10-19/12-19	.526/.632	35/30 +5	16/20	19/17	0/2	11/11	23/16
Southern U.	42/38	35/45	77-83	(6)	27-56/34-60	.482/.567	7-20/7-17	.350/.412	16-24/8-12	.667/.667	30/36 (6)	13/17	10/12	4/1	4/2	17/21
EVANSVILLE	37/27	27/43	64-70	(6)	23-58/25-63	.397/.397	5-18/5-23	.278/.217	13-24/15-19	.542/.789	38/44 (6)	13/11	7/8	1/4	2/3	19/20
Morehead State	12/24	39/32	51-56	(5)	21-60/22-61	.350/.361	6-17/4-22	.353/.182	3-10/8-14	.300/.571	40/46 (6)	9/14	14/12	4/8	7/6	17/12
Ball St.	24/40	30/62	54-102	(48)	19-63/32-58	.302/.552	5-14/15-34	.357/.441	11-19/23-29	.579/.793	35/38 (3)	2/20	16/9	0/8	4/9	23/15
IND.-SOUTH BEND	44/22	36/38	80-60	+20	28-74/26-65	.378/.400	10-27/6-25	.370/.244	14-19/2-3	.737/.667	49/39 +10	13/10	17/25	8/7	13/14	10/18
PURDUE FORT WAYNE	42/30	32/35	74-65	+9	26-58/26-67	.448/.388	8-26/10-35	.308/.286	14-16/3-7	.875/.429	34/43 (9)	16/14	11/15	4/4	10/6	14/17
Fresno State	25/52	39/43	64-95	(31)	21-50/32-71	.420/.451	9-20/15-39	.450/.385	13-22/16-17	.591/.941	27/46 (19)	8/21	17/10	2/1	7/11	19/20
YOUNGSTOWN ST.	38/41	35/42	73-83	(10)	26-58/31-59	.448/.525	9-25/9-22	.360/.409	12-28/12-14	.429/.857	34/35 (1)	18/15	15/19	3/3	9/9	16/25
CLEVELAND ST.	34/37	46/45	80-82	(2)	28-54/31-58	.519/.534	9-23/7-13	.391/.538	15-18/13-16	.833/.813	27/28 (1)	21/15	16/15	3/1	9/8	17/20
Milwaukee	37/34	37/44	74-78	(4)	29-62/29-68	.468/.426	2-13/12-29	.154/.414	14-19/8-14	.737/.571	40/39 +1	12/17	15/13	6/2	7/8	17/21
Green Bay	53/38	40/40	93-78	+15	31-64/27-69	.484/.391	14-28/10-27	.500/.370	17-20/14-19	.850/.737	45/35 +10	22/21	12/11	1/2	6/2	19/16
WRIGHT ST.	31/53	39/31	70-84	(14)	19-57/29-69	.333/.420	5-23/9-23	.217/.391	27-40/17-32	.675/.531	38/48 (10)	9/18	12/9	2/8	5/6	24/25
NORTHERN KY.	34/42	37/54	71-96	(25)	24-63/37-66	.381/.561	4-21/13-35	.190/.371	19-26/9-13	.731/.692	37/39 (2)	14/22	10/10	0/1	5/8	16/21
UIC	23/35	43/40	66-75	(9)	20-60/29-65	.333/.446	6-26/9-23	.231/.391	20-28/8-12	.714/.667	37/41 (4)	11/20	9/12	6/7	4/4	16/24
Detroit Mercy	22/41	42/35	64-76	(12)	27-66/28-66	.409/.424	8-29/9-29	.276/.310	2-7/11-12	.286/.917	37/44 (7)	16/19	13/11	2/9	5/7	13/11
Oakland	33/33	41/41	89-85	+4	30-70/25-72	.429/.347	15-34/11-30	.441/.367	14-19/24-31	.737/.774	54/38 +16	20/16	18/7	5/10	2/4	23/18
Cleveland State	24/32	38/40	62-72	(10)	20-55/23-61	.364/.377	7-24/5-10	.292/.500	15-24/21-25	.625/.840	32/46 (14)	15/13	18/17	4/4	7/13	20/19
Youngstown St.	34/48	42/43	76-91	(15)	28-57/36-66	.491/.545	7-20/12-27	.350/.444	13-21/7-10	.619/.700	23/38 (15)	11/19	7/8	2/1	5/2	12/16
GREEN BAY	27/47	58/44	85-91	(6)	31-74/30-69	.419/.435	12-32/9-20	.375/.450	11-14/22-24	.786/.917	35/48 (13)	18/15	9/12	3/3	1/7	20/17
MILWAUKEE	33/43	40/30	79-80	(1)	23-70/27-62	.329/.435	12-38/9-25	.316/.360	21-33/17-22	.636/.773	41/49 (8)	12/11	13/24	2/2	12/5	21/26
Northern Ky.	39/42	31/42	70-84	(14)	25-59/27-51	.424/.529	6-19/9-19	.316/.474	14-18/21-32	.778/.656	31/33 (2)	13/15	15/12	1/2	7/10	23/17
Wright State	23/60	43/46	66-106	(40)	25-71/36-62	.352/.581	9-24/15-29	.375/.517	7-11/19-25	.636/.760	33/45 (12)	11/20	15/14	1/1	9/8	21/13

2019-2020 POINTS-REBOUNDS-ASSISTS

Opponent	Date	Score	MINNETT,JA	KEMP,JAKOB	JACKSON JR	DEPERIA,M	KENYON,BRA	TAYLOR,MAR	WILLIAMS,I
at Butler	11/06/19	47-80	L 7-5-0	DNP	DNP	0-2-2	DNP	DNP	3-4-1
at Bradley	11/09/19	56-90	L 17-3-2	DNP	6-2-0	2-2-1	0-1-0	DNP	9-5-1
ANDERSON (IN)	11/11/19	72-55	w 17-5-3	DNP	0-4-2	4-6-0	2-4-0	0-1-0	7-7-1
at South Fla.	11/13/19	70-53	w 17-3-7	DNP	3-0-0	4-4-3	DNP	DNP	9-2-0
at Loyola Chicago	11/20/19	62-85	L 6-4-3	DNP	7-0-0	4-2-4	3-2-0	0-0-0	9-4-1
vs Loyola Maryland	11/25/19	77-81	L 12-6-3	DNP	0-0-0	1-0-3	3-1-0	DNP	7-5-5
vs Southern U.	11/26/19	77-83	L 6-5-3	DNP	0-0-0	7-2-1	DNP	0-0-0	13-6-0
EVANSVILLE	11/30/19	64-70	L 18-4-4	DNP	DNP	1-1-1	DNP	DNP	15-8-3
at Morehead State	12/04/19	51-56	L 13-5-3	2-3-0	DNP	0-1-3	0-0-0	DNP	7-5-0
at Ball St.	12/07/19	54-102	L 17-3-0	2-2-0	3-2-0	0-2-1	0-0-0	DNP	2-4-0
IND.-SOUTH BEND	12/10/19	80-60	w 15-2-3	0-0-0	11-2-0	1-2-2	DNP	0-0-0	10-3-1
PURDUE FORT WAYNE	12/14/19	74-65	w 17-5-4	DNP	5-1-1	2-0-0	DNP	DNP	6-4-1
at Fresno State	12/20/19	64-95	L 13-2-2	0-0-0	10-1-1	0-1-3	7-2-0	0-0-0	10-5-0
YOUNGSTOWN ST.	12/28/19	73-83	L 16-0-6	DNP	3-1-1	2-0-3	DNP	DNP	14-5-3
CLEVELAND ST.	12/30/19	80-82	L 23-0-6	DNP	2-0-2	11-4-4	0-0-0	DNP	DNP
at Milwaukee	01/03/20	74-78	L 18-4-3	DNP	DNP	4-5-5	DNP	DNP	6-3-2
at Green Bay	01/05/20	93-78	w 31-3-6	DNP	0-0-0	3-5-8	DNP	DNP	2-4-2
WRIGHT ST.	01/10/20	70-84	L 24-4-2	0-0-0	0-1-1	6-4-1	DNP	2-1-0	4-2-2
NORTHERN KY.	01/12/20	71-96	L 7-3-4	DNP	5-2-0	4-1-3	DNP	0-1-1	11-4-1
UIC	01/18/20	66-75	L 12-1-3	0-0-0	3-4-0	0-5-3	0-0-0	DNP	DNP
at Detroit Mercy	01/23/20	64-76	L 15-2-5	2-1-1	DNP	0-4-3	1-0-0	DNP	DNP
at Oakland	01/25/20	89-85	w 30-6-5	DNP	2-2-1	0-0-2	7-1-1	DNP	DNP
at Cleveland State	01/30/20	62-72	L 12-2-2	DNP	4-1-0	0-1-3	0-1-0	DNP	DNP
at Youngstown St.	02/01/20	76-91	L 13-0-3	DNP	DNP	2-2-3	5-2-1	DNP	DNP
GREEN BAY	02/06/20	85-91	L 32-1-3	DNP	DNP	3-2-4	0-1-0	DNP	DNP
MILWAUKEE	02/08/20	79-80	L 26-4-4	1-0-0	DNP	3-3-3	2-0-0	DNP	DNP
at Northern Ky.	02/14/20	70-84	L 9-1-6	4-2-0	DNP	8-2-4	0-2-0	DNP	DNP
at Wright State	02/16/20	66-106	L 18-1-2	8-1-1	DNP	2-3-2	2-0-0	0-1-2	DNP

Opponent	Date	Score	BURK,MARCU	WHITE,TAVE	STOLTZ,SAW	WEATHERFOR	TYSON,ZO	GOSS,ELYJA
at Butler	11/06/19	47-80	L 17-5-1	DNP	DNP	6-5-1	8-5-2	6-3-0
at Bradley	11/09/19	56-90	L 15-3-1	0-0-0	0-0-0	1-1-4	2-3-0	4-8-1
ANDERSON (IN)	11/11/19	72-55	w 25-2-2	0-2-0	0-2-0	6-9-4	0-3-0	11-10-1
at South Fla.	11/13/19	70-53	w 26-9-2	0-0-0	DNP	6-3-1	2-2-0	3-4-2
at Loyola Chicago	11/20/19	62-85	L 23-3-0	0-0-0	0-0-0	0-0-3	8-4-1	2-5-1
vs Loyola Maryland	11/25/19	77-81	L 32-3-1	DNP	DNP	4-5-4	4-1-0	14-13-0
vs Southern U.	11/26/19	77-83	L 27-2-2	0-0-0	DNP	6-1-4	8-6-2	10-5-1
EVANSVILLE	11/30/19	64-70	L 18-0-3	0-0-0	DNP	4-6-1	0-4-1	8-9-0
at Morehead State	12/04/19	51-56	L 8-4-1	DNP	DNP	17-2-1	0-2-0	4-17-1
at Ball St.	12/07/19	54-102	L 6-1-0	0-0-0	0-0-0	10-7-1	4-2-0	10-9-0
IND.-SOUTH BEND	12/10/19	80-60	w 21-1-3	DNP	DNP	3-7-3	2-3-0	17-21-1
PURDUE FORT WAYNE	12/14/19	74-65	w 22-4-4	DNP	DNP	14-4-6	0-1-0	8-11-0
at Fresno State	12/20/19	64-95	L 2-2-0	DNP	DNP	16-3-1	0-2-1	6-7-0
YOUNGSTOWN ST.	12/28/19	73-83	L 16-2-3	DNP	DNP	7-3-1	2-1-0	13-18-1
CLEVELAND ST.	12/30/19	80-82	L 19-4-4	DNP	DNP	7-4-4	10-3-0	8-11-1
at Milwaukee	01/03/20	74-78	L 15-3-1	DNP	DNP	10-7-1	2-1-0	19-16-0
at Green Bay	01/05/20	93-78	w 27-6-2	DNP	DNP	13-6-2	4-1-1	13-17-1
WRIGHT ST.	01/10/20	70-84	L 17-2-0	0-0-0	DNP	12-5-1	2-3-0	3-14-2
NORTHERN KY.	01/12/20	71-96	L 25-3-3	0-0-0	DNP	12-8-2	4-2-0	3-11-0
UIC	01/18/20	66-75	L 18-3-1	DNP	DNP	17-8-3	DNP	16-15-1
at Detroit Mercy	01/23/20	64-76	L 25-10-3	0-2-0	DNP	6-4-4	DNP	15-12-0
at Oakland	01/25/20	89-85	w 39-3-3	0-2-0	DNP	7-13-4	2-5-0	2-18-4
at Cleveland State	01/30/20	62-72	L 18-6-2	7-2-1	DNP	11-5-6	DNP	10-12-1
at Youngstown St.	02/01/20	76-91	L 22-3-2	2-0-0	DNP	19-3-2	DNP	13-11-0
GREEN BAY	02/06/20	85-91	L 33-5-3	5-6-0	0-0-1	8-5-6	DNP	4-14-1
MILWAUKEE	02/08/20	79-80	L 23-4-1	4-9-1	0-1-0	13-1-2	DNP	7-13-1
at Northern Ky.	02/14/20	70-84	L 30-4-3	0-3-0	0-0-0	10-3-0	DNP	9-11-0
at Wright State	02/16/20	66-106	L 19-3-1	2-4-0	0-0-0	7-6-3	0-4-0	8-7-0

ALL-TIME RESULTS

Date	Res.	Loc.	Score
Feb. 12, 1980	L	H	67-78
Feb. 10, 1981	L	A	77-91
Nov. 30, 1999	L	A	65-70
Jan. 4, 2018	L	H	65-70
Jan. 27, 2018	L	A	62-71
Jan. 4, 2019	W	A	66-64
Feb. 9, 2019	L	H	75-76
Jan. 18, 2020	L	H	66-75

shaded games denote IUPUI's Division I era
score totals in **bold** denote highest in series history

THE LAST MEETING - UIC 75, IUPUI 66 (JAN. 18, 2020 - INDIANAPOLIS)

SHORT-HANDED JAGUARS BURNED BY FLAMES, 75-66

INDIANAPOLIS (Jan. 18, 2020) - An undermanned IUPUI squad came up just short on Saturday (Jan. 18) as the Jaguars fell to UIC in Horizon League play, 75-66, inside Indiana Farmers Coliseum. IUPUI was without two regular rotation players, forcing the starting five to play the bulk of the game's minutes. Marcus Burk tallied a hard fought 18 points and junior Grant Weatherford matched his season-high with 17 points and eight rebounds. Junior Elijah Goss registered his seventh double-double of the season with 16 points and 15 boards and Jaylen Minnett pumped in 12 points on just 3-of-13 shooting.

Tarkus Ferguson flirted with a triple-double for UIC (8-12, 3-4 HL) with 16 points, nine assists and nine rebounds to lead five Flames in double-digits. Jordan Blount tallied 14 points on 5-of-7 shooting and Marcus Ottey had 13 points.

UIC shot 45 percent from the floor and 9-of-23 (39 percent) from three-point range while IUPUI labored to shoot just 33 percent overall and 6-of-26 (23 percent) from long distance.

IUPUI (5-15, 1-6 HL) got the start it wanted, scoring the game's first seven points and holding UIC without a field goal for the opening three-plus minutes. The Flames finally got their footing and outscored IUPUI 19-6 over the next seven minutes to build a 19-13 lead. With UIC focused on slowing Burk and Minnett, the Jaguars went ice cold from the floor, going more than seven minutes between field goals as UIC built a double-digit lead before halftime. The Flames led by as many as 15 before intermission before ultimately leading 35-23 at the break.

The second half saw IUPUI repeatedly crawl back in the game, only to have UIC thwart any true run along the way.

A mini 6-0 rally on a Burk trey and Goss three-point play pulled the Jags within 10 with 14:56 left, but UIC countered with back-to-back buckets to regain a 14-point edge.

Later a 7-0 IUPUI run cut a 16-point lead down to 70-61 with 4:15 left, capped by Jamil Jackson Jr.'s transition bucket. After forcing a Godwin Boahen miss at the other end, Minnett missed on a three that would have made it a two-possession game. The Jags' defense seemingly produced another stop, but Ferguson picked Goss' pocket after the Jaguar forward had grabbed the defensive board and then scored on a drive after melting nearly the entire 30-second shot clock.

UIC won the glass 41-37 and outscored IUPUI 40-24 in the paint.

Both 6-foot-8 Isaiah Williams and 6-foot-9 Zo Tyson missed the game, leaving the trio of Jackson, Jakoby Kemp and Brandon Kenyon to contribute a combined 16 minutes off the IUPUI bench.

"It's just part of the adversity that we've been going through this entire year," Goss said. "Regardless of what's going on, we've just got to continue to find a way to fight through it."

"Teams are going to go on runs where they hit shots and get (defensive) stops and then the other team does the same thing too. In our instance today, we would get a bucket, but we wouldn't finish the (defensive) possession with a rebound. It was just finishing the entire 30 seconds out - that was our problem today."

On the flip side, UIC received 24 bench points as both Boahen and Jamie Ahale tallied 10 apiece.

UIC 75 • 8-12, 3-4 Horizon

#	Player		Total			3-Ptr		Rebounds			PF	TP	A	TO	Blk	Stl	Min
			FG-FGA	FG-FGA	FT-FTA	Off	Def	Tot									
02	Michael Diggins	f	1-2	0-1	0-0	1	4	5	4	2	1	0	0	0	17		
13	Jordan Blount	f	5-7	0-0	4-5	0	3	3	4	14	0	1	1	0	22		
23	Braelen Bridges	f	3-6	0-0	0-0	2	4	6	4	6	0	2	2	0	20		
01	Marcus Ottey	g	6-13	1-1	0-0	0	3	3	2	13	3	4	1	0	32		
04	Tarkus Ferguson	g	6-15	3-10	1-3	0	9	9	3	16	9	0	1	1	32		
00	Brian Taylor		0-2	0-0	0-0	0	1	1	1	0	2	1	0	0	12		
10	Deon Ejim		2-3	0-0	0-0	2	1	3	3	4	0	1	0	1	12		
20	Jamie Ahale		3-5	3-5	1-1	0	5	5	1	10	2	1	2	0	24		
25	Godwin Boahen		3-12	2-6	2-3	1	3	4	2	10	3	1	0	2	29		
	Team					1	1	2									
	Totals		29-65	9-23	8-12	7	34	41	24	75	20	12	7	4	200		

FG % 1st Half: 13-31 41.9% 2nd half: 16-34 47.1% Game: 29-65 44.6% Deadball
3FG % 1st Half: 4-10 40.0% 2nd half: 5-13 38.5% Game: 9-23 39.1% Rebounds
FT % 1st Half: 5-6 83.3% 2nd half: 3-6 50.0% Game: 8-12 66.7%

IUPUI 66 • 5-15, 1-6 Horizon

#	Player		Total		3-Ptr		Rebounds			PF	TP	A	TO	Blk	Stl	Min
			FG	FGA	FG	FGA	FT	FTA	Off							
32	GOSS, Elijah	f	6-7	0-0	4-7		4	11	15	5	16	1	2	3	0	39
00	MINNETT, Jaylen	g	3-13	2-8	4-4		0	1	1	4	12	3	3	1	1	35
10	DePERSIA, Mike	g	0-2	0-1	0-1		0	5	5	0	0	3	1	0	2	32
14	BURK, Marcus	g	6-14	2-7	4-4		0	3	3	3	18	1	0	0	1	40
23	WEATHERFORD, Grant	g	4-19	2-8	7-10		2	6	8	3	17	3	2	2	0	38
01	KEMP, Jakoby		0-0	0-0	0-0		0	0	0	1	0	0	0	0	0	3
02	JACKSON JR., Jamil		1-5	0-2	1-2		1	3	4	0	3	0	1	0	0	12
11	KENYON, Brandon		0-0	0-0	0-0		0	0	0	0	0	0	0	0	0	1
	Team						1	0	1							
Totals			20-60	6-26	20-28		8	29	37	16	66	11	9	6	4	200

FG % 1st Half: 8-25 32.0% 2nd half: 12-35 34.3% Game: 20-60 33.3% Deadball
3FG % 1st Half: 1-10 10.0% 2nd half: 5-16 31.3% Game: 6-26 23.1% Rebounds
FT % 1st Half: 6-12 50.0% 2nd half: 14-16 87.5% Game: 20-28 71.4%

Officials: Ed Phillips, Deldre Carr, Jon Campbell
Technical fouls: UIC-None. IUPUI-None.
Attendance: 1309

Score by periods	1st	2nd	Total
UIC	35	40	75
IUPUI	23	43	66

Last FG - UIC 2nd-02:31, IUPUI 2nd-00:11.
Largest lead - UIC by 19 2nd-09:17, IUPUI by 7 1st-17:02.
UIC led for 33:15. IUPUI led for 04:06. Game was tied for 02:39.

Points	In Paint	Off T/O	2nd Chance	Fast Break	Bench
UIC	40	9	6	19	24
IUPUI	24	9	14	10	3

Score tied - 2 times.
Lead changed - 3 times.

SERIES BREAKDOWN

All-Time: IUPUI is 1-7 all-time against UIC

Current Streak: IUPUI has lost 2

Longest IUPUI Winning Streak: 1 game (Jan. 4, 2019)

Longest IUPUI Losing Streak: 5 games (Feb. 12, 1980 - Jan. 27, 2018)

Last Matchup: UIC 75, IUPUI 66 (Jan. 18, 2020 - Indianapolis)

Record at Home: 0-4

Record in Chicago: 1-3

Neutral: 0-0

Last 10 Matchups: IUPUI is 1-7

Largest Win: 66-64 on Jan. 4, 2019

Slimmest Win: 66-64 on Jan. 4, 2019

Largest Defeat: 77-91 on Feb. 10, 1981

Slimmest Defeat: 75-76 on Feb. 9, 201



Byron Rimm II was named the program's interim head coach for the 2019-2020 season on Aug. 27, 2019, becoming the ninth head coach in program history. He originally joined the IUPUI program in October 2018 as the Jaguars' associate head coach.

In his first season on the Jaguars' sidelines, IUPUI's 16 wins were the program's most since a 19-win campaign in 2010-

11. Included in the wins was a benchmark road win at ACC foe Boston College and a win of the Niagara Regional of the Fort Myers Tip-Off Classic during non-conference play. The Jaguars were later selected to play in the 2019 CIT, earning the program's third postseason appearance in the Division I era.

Rimm has an extensive background in college basketball including having served as head coach at Prairie View A&M from 2006-15. During his time with the Panthers, the program ascended to new heights, including back-to-back appearances in the SWAC tournament championship game in 2013 and 2014. Before Prairie View, the Pensacola, Fla.-native gained valuable experience on the West Coast, which included assistant coaching stops at Pasadena City College and Chaffey Community College from 1997-2000.

He directed Cal State San Bernardino to a No. 3 national ranking in NCAA Division II during the 2000 campaign and then took over the reins as the head women's basketball coach at Texas College in Tyler, Texas, guiding the team to a 20-12 mark in his lone season. At the time, the 20-12 mark was the most successful season in program history. He then had a four-year run as the head men's coach with Jarvis Christian College before joining Prairie View A&M as an assistant for the 2005-06 season. He was promoted to the head coaching spot the following season at age 32.

He coached Prairie View A&M to winning seasons in 2008-09 and 2009-10 and won 115 games during his time as head coach. His 2014 squad boasted the highest APR ranking among SWAC teams and also registered the best score in program history.

Since then, Rimm has served as the director of basketball operations at Texas A&M Corpus Christi in 2016-17 and as an assistant at UC Riverside in 2017-18.

Rimm played at Ventura College and California State University Los Angeles before earning his degree from Cal State, Los Angeles in 1999. He earned his master's degree in education from American InterContinental University in 2005.



THE RIMM FILE

School: Cal State, Los Angeles, '99

Seasons with IUPUI:2nd season

Career Record:..... 188-264 (14 years)

Division I Record:121-213 (10 years)

IUPUI Record:.....6-22 (1 year)

Coaching Experience:

.....1997-99, Asst. Coach, Pasadena C.C.
 1999-00, Asst. Coach, Chaffey College
 2000-01, Asst. Coach, Cal State San Bernadino
 2001-02, Head Coach, Texas College (women)
 2002-05, Head Coach, Jarvis Christian
 2006-16, Head Coach, Prairie View A&M
 2016-17, Director of Ops., Texas A&M CC
 2017-18, Assistant Coach, UC Riverside
 2018-19, Associate Head Coach, IUPUI
2019-pres., Interim Head Coach, IUPUI



PLAYER BIOS



JAYLEN MINNETT

#0

Junior | Guard
6-1 | 180
Terre Haute, Ind.
Terre Haute South

Birthdate: July 24, 1999 (age 20)
Major: Sports Management

QUICK NOTES

2019 Horizon League 6th Man of the Year... tallied his 1,000th career point against Green Bay on Feb. 6... his 78 3's made last season was the 7th-highest single-season total in IUPUI history... his 7.1 ppg scoring average as a frosh was the highest by an IUPUI rookie since Alex Young averaged 10.8 points per game in 2008-09... his 51 3's made in '17-18 were the most by a freshman in the program's D1-era... named to the Indiana All-Star Team... finished as Terre Haute South's all-time leading scorer (1,782 career pts).

CAREER/SEASON HIGHS

CAREER HIGH	CATEGORY	SEASON HIGH
32 vs. Green Bay (2/6/2020)	PTS	32 vs. Green Bay (2/6/2020)
6 - twice	REB	6 - twice
7 at South Florida (11/13/19)	AST	7 at South Florida (11/13/19)
11 vs. Green Bay (2/6/2020)	FG	11 vs. Green Bay (2/6/2020)
30 vs. Milwaukee (2/8/2020)	FGA	30 vs. Milwaukee (2/8/2020)
8 vs. Green Bay (2/6/2020)	3FG	8 vs. Green Bay (2/6/2020)
19 vs. Milwaukee (2/8/2020)	3FGA	19 vs. Milwaukee (2/8/2020)
9 at Green Bay (1/5/2020)	FT	9 at Green Bay (1/5/2020)
9 - twice	FTA	9 - twice
4 at South Florida (11/13/19)	STL	4 at South Florida (11/13/19)
1 - 6x	BLK	1 - 3x
44 vs. Milwaukee (2/8/2020)	MIN	44 vs. Milwaukee (2/8/2020)

GAME-BY-GAME

Opponent	MIN	FG	3FG	FT	O-D-T	PF	A	TO	B	S	PTS
at Butler*	34	3-12	1-7	0-0	2-3-5	2	0	0	1	0	7
at Bradley*	29	5-11	5-8	2-2	0-3-3	0	2	2	0	0	17
Anderson*	29	6-14	4-10	1-2	0-5-5	3	3	1	0	1	17
at South Fla.*	34	5-14	4-9	3-3	1-2-3	0	7	4	0	4	17
at Loyola*	30	2-8	2-8	0-0	1-3-4	0	3	3	0	1	6
vs. Loyola (Md.)*	30	5-13	2-8	0-0	1-5-6	4	3	6	0	3	12
vs. Southern*	27	2-10	1-5	1-1	0-5-5	0	3	1	0	0	6
Evansville*	36	6-17	3-11	3-4	0-4-4	3	4	0	0	0	18
at Morehead St.*	38	5-17	2-7	1-3	1-4-5	1	3	0	0	3	13
at Ball St.*	35	6-12	4-7	1-3	0-3-3	0	0	1	0	1	17
IU South Bend*	35	5-12	5-10	0-0	0-2-2	2	3	5	1	2	15
Purdue FW*	36	5-16	3-11	4-4	0-5-5	0	4	2	0	0	17
at Fresno St.*	38	4-10	2-7	3-4	0-2-2	2	2	1	0	1	13
Y'town St.*	34	6-13	4-9	0-0	0-0-0	3	6	6	0	1	16
Cleveland St.*	37	8-16	7-13	0-0	0-0-0	3	6	1	0	2	23
at Milwaukee*	38	6-17	2-7	4-5	0-4-4	3	3	1	0	2	18
at Green Bay*	40	8-15	6-10	9-9	0-3-3	1	6	1	0	1	31
Wright St.*	38	7-17	3-12	7-9	2-2-4	1	2	1	0	3	24
Northern Ky.*	34	1-7	1-5	4-4	0-3-3	1	4	2	0	1	7
UIC*	35	3-13	2-8	4-4	0-1-1	4	3	3	1	1	12
at Detroit Mercy*	36	6-17	3-12	0-0	0-2-2	3	5	6	0	1	15
at Oakland*	40	10-24	6-14	4-5	1-5-6	2	5	7	0	1	30
at Cleveland St.*	33	4-13	2-7	2-2	0-2-2	5	2	4	0	0	12
at Y'town St.*	33	4-13	3-9	2-2	0-0-0	1	3	1	0	1	13
Green Bay*	37	11-27	8-18	2-3	0-1-1	3	3	3	0	0	32
Milwaukee*	44	8-30	5-19	5-7	0-4-4	3	4	4	0	2	26
at Northern Ky.*	33	4-15	1-6	0-0	0-1-1	1	6	1	0	1	9
at Wright St.	35	6-20	6-15	0-0	0-1-1	0	2	5	0	2	18
at UIC											
Oakland											
Detroit Mercy											
HL 1st Round											
HL 2nd Round											
HL Semis											
HL Finals											

* denotes starter

CAREER STATS

Season	GP-GS	MIN-Avg	FG	Pct.	3FG	Pct.	FT	Pct.
2017-18	30-4	630-21.0	69-173	.399	51-126	.405	24-30	.800
2018-19	33-1	790-23.9	131-368	.356	78-247	.316	55-63	.873
2019-20	28-27	978-34.9	151-423	.357	97-272	.357	62-76	.816
TOTALS	91-32	2398-26.4	351-964	.365	226-645	.350	141-169	.834

REBOUNDS

Season	O-D-REB-AVG.	PF-DQ	AST	TO	BLK	STL	PTS-PPG
2017-18	12-24-36-1.2	42-0	35	39	1	14	213-7.1
2018-19	10-58-68-2.1	53-0	65	49	2	29	395-12.0
2019-20	9-75-84-3.0	51-1	97	72	3	35	461-16.5
TOTALS	31-157-188-2.1	146-1	197	160	6	78	1069-11.7



JAKOBY KEMP

#1

Junior | Forward
6-8 | 190
Layton, Utah
Layton (Missouri/Salt Lake C.C.)

Birthdate: September 22, 1997 (age 22)
Major: General Studies

QUICK NOTES

Redshirted as a freshman at Missouri before transferring to play at Salt Lake Community College last season... helped Salt Lake to a 30-3 record and a trip to the NJCAA Tournament after winning the District I title... averaged 4.5 points and 2.6 rebounds per game as a freshman at Salt Lake... first-ever native of Utah in the IUPUI basketball program's history... older brother, Marcus, is a wide receiver for the Kansas City Chiefs (currently on IR) and played collegiately at Hawaii.

CAREER/SEASON HIGHS

CAREER HIGH	CATEGORY	SEASON HIGH
8 - twice	PTS	8 at Wright State (2/16/2020)
4 at Cleveland State (2/16/19)	REB	3 at Morehead State (12/4/19)
1 - 3x	AST	1 - twice
3 - twice	FG	3 at Wright State (2/16/2020)
7 at Ball State (12/7/19)	FGA	7 at Ball State (12/7/19)
1 at Wright State (2/16/2020)	3FG	1 at Wright State (2/16/2020)
1 - 4x	3FGA	1 - 3x
3 vs. IU Kokomo (12/6/18)	FT	2 at Northern Kentucky (2/14/2020)
4 vs. IU Kokomo (12/6/18)	FTA	3 at Northern Kentucky (2/14/2020)
1 - twice	STL	1 at Ball State (12/7/19)
1 vs. IU Kokomo (12/6/18)	BLK	---
12 at Wright State (2/16/2020)	MIN	12 at Wright State (2/16/2020)

GAME-BY-GAME

Opponent	MIN	FG	3FG	FT	O-D-T	PF	A	TO	B	S	PTS
at Butler											DID NOT PLAY
at Bradley											DID NOT PLAY
Anderson											DID NOT PLAY
at South Fla.											DID NOT PLAY
at Loyola											DID NOT PLAY
vs. Loyola (Md.)											DID NOT PLAY
vs. Southern											DID NOT PLAY
Evansville											DID NOT PLAY
at Morehead St.	6	1-2	0-0	0-0	0-3-3	0	0	1	0	0	2
at Ball St.	11	1-7	0-0	0-0	2-0-2	1	0	0	0	1	2
IU South Bend	2	0-1	0-1	0-0	0-0-0	0	0	0	0	0	0
Purdue FW											DID NOT PLAY
at Fresno St.	0+	0-0	0-0	0-0	0-0-0	1	0	1	0	0	0
Y'town St.											DID NOT PLAY
Cleveland St.											DID NOT PLAY
at Milwaukee											DID NOT PLAY
at Green Bay											DID NOT PLAY
Wright St.	2	0-1	0-0	0-0	0-0-0	1	0	0	0	0	0
Northern Ky.											DID NOT PLAY
UIC	3	0-0	0-0	0-0	0-0-0	1	0	0	0	0	0
at Detroit Mercy	11	1-2	0-1	0-0	1-0-1	0	1	1	0	0	2
at Oakland											DID NOT PLAY
at Cleveland St.											DID NOT PLAY
at Y'town St.											DID NOT PLAY
Green Bay											DID NOT PLAY
Milwaukee	5	0-0	0-0	1-2	0-0-0	0	0	0	0	0	1
at Northern Ky.	11	1-2	0-0	2-3	0-2-2	3	0	1	0	0	4
at Wright St.*	12	3-4	1-1	1-1	0-1-1	2	1	3	0	0	8
at UIC											
Oakland											
Detroit Mercy											
HL 1st Round											
HL 2nd Round											
HL Semis											
HL Finals											

* denotes starter


CAREER STATS

Season	GP-GS	MIN-Avg	FG	Pct.	3FG	Pct.	FT	Pct.
2018-19	6-0	34-5.7	6-7	.857	0-1	.000	5-8	.625
2019-20	10-1	63-6.3	7-19	.368	1-3	.333	4-6	.667
TOTALS	16-1	97-6.1	13-26	.500	1-4	.250	9-14	.643

REBOUNDS

Season	O-D-REB-AVG.	PF-DQ	AST	TO	BLK	STL	PTS-PPG
2018-19	5-3-8-1.3	5-0	1	4	1	1	17-2.8
2019-20	3-6-9-0.9	9-0	2	7	0	1	19-1.9
TOTALS	8-9-17-1.1	14-0	3	11	1	2	36-2.3

PLAYER BIOS



JAMIL JACKSON JR. #2

Junior | Guard/Forward
6-6 | 190
Minneapolis, Minn.
Minneapolis North (Southern Utah)

Birthdate: Mar. 5, 1998 (age 21)
Major: General Studies

QUICK NOTES

Joined the IUPUI program in the summer of 2018 and sat out the 2018-19 season after transferring in from Southern Utah... limited to five games at SUU, totaling 14 points before missing the remainder of the season to injury... was an HM NJCAA All-American selection after averaging 16.3 ppg and 6.4 rpg as a freshman at Williston State in 2016-17... was named among the nation's Top 75 JUCO players after that season... hasn't played in a game since Nov. 25, 2017 when SUU lost at UNLV, 101-82... full name is Nieta Jamil Aki Jackson.

CAREER/SEASON HIGHS

CAREER HIGH	CATEGORY	SEASON HIGH
11 vs. IU South Bend (12/10/19)	PTS	11 vs. IU South Bend (12/10/19)
4 - twice	REB	4 - twice
2 - 4x	AST	2 - twice
4 - twice	FG	4 vs. IU South Bend (12/10/19)
13 vs. IU South Bend (12/10/19)	FGA	13 vs. IU South Bend (12/10/19)
2 - twice	3FG	2 - twice
5 at Fresno State (12/20/19)	3FGA	5 at Fresno State (12/20/19)
4 at Bradley (11/9/19)	FT	4 at Bradley (11/9/19)
5 at Bradley (11/9/19)	FTA	5 at Bradley (11/9/19)
1 - 5x	STL	1 - 3x
1 - twice	BLK	1 vs. Purdue Fort Wayne (12/14/19)
24 at Fresno State (12/20/19)	MIN	24 at Fresno State (12/20/19)

GAME-BY-GAME

Opponent	MIN	FG	3FG	FT	O-D-T	PF	A	TO	B	S	PTS
at Butler					DID NOT PLAY						
at Bradley	19	1-5	0-3	4-5	0-2-2	1	0	1	0	0	6
Anderson	16	0-5	0-3	0-0	0-4-4	0	2	0	0	0	0
at South Fla.	9	1-4	1-3	0-0	0-0-0	2	0	2	0	0	3
at Loyola	5	2-3	2-2	1-2	0-0-0	0	0	1	0	0	7
vs. Loyola (Md.)	7	0-1	0-1	0-0	0-0-0	1	0	1	0	0	0
vs. Southern	2	0-0	0-0	0-0	0-0-0	0	0	0	0	0	0
Evansville					DID NOT PLAY						
at Morehead St.					DID NOT PLAY						
at Ball St.	16	1-4	0-2	1-2	0-2-2	1	0	2	0	0	3
IU South Bend	14	4-13	0-3	3-4	2-0-2	0	0	0	0	1	11
Purdue FW	17	2-6	1-3	0-0	0-1-1	0	1	0	1	1	5
at Fresno St.	24	3-9	2-5	2-3	0-1-1	3	1	2	0	0	10
Y'town St.	8	1-1	1-1	0-0	0-1-1	1	1	2	0	0	3
Cleveland St.	20	1-5	0-3	0-0	0-0-0	1	2	2	0	0	2
at Milwaukee					DID NOT PLAY						
at Green Bay	3	0-1	0-1	0-0	0-0-0	1	0	0	0	0	0
Wright St.	5	0-2	0-1	0-0	1-0-1	1	1	1	0	0	0
Northern Ky.	13	1-6	0-4	3-4	0-2-2	3	0	1	0	1	5
UIC	12	1-5	0-2	1-2	1-3-4	0	0	1	0	0	3
at Detroit Mercy					DID NOT PLAY						
at Oakland	10	1-2	0-1	0-0	0-2-2	2	1	0	0	0	2
at Cleveland St.	5	1-2	1-2	1-2	0-1-1	0	0	0	0	0	4
at Y'town St.					DID NOT PLAY						
Green Bay					DID NOT PLAY						
Milwaukee					DID NOT PLAY						
at Northern Ky.					DID NOT PLAY						
at Wright St.					DID NOT PLAY						
at UIC											
Oakland											
Detroit Mercy											
HL 1st Round											
HL 2nd Round											
HL Semis											
HL Finals											

* denotes starter

CAREER STATS

Season	GP-GS	MIN-Avg	FG	Pct.	3FG	Pct.	FT	Pct.
2017-18*	5-0	71-14.2	6-14	.429	0-3	.000	2-2	1.000
2019-20	18-0	206-11.4	20-74	.270	8-40	.200	16-24	.667
TOTALS	18-0	206-11.4	20-74	.270	8-40	.200	16-24	.667

REBOUNDS

Season	O-D-REB-AVG.	PF-DQ	AST	TO	BLK	STL	PTS-PPG
2017-18*	1-1-2-0.4	9-1	5	3	1	2	14-2.8
2019-20	4-19-23-1.3	17-0	9	16	1	3	64-3.6
TOTALS	4-19-23-1.3	17-0	9	16	1	3	64-3.6

*at Southern Utah | TOTALS only reflect IUPUI totals



MIKE DePERSIA #10

Freshman | Guard
5-11 | 170
Cherry Hill, N.J.
Haddonfield Memorial

Birthdate: Apr. 30, 2000 (age 19)
Major: Biomedical Engineering

QUICK NOTES

Named the South Jersey Player of the Decade... starting PG on two-time New Jersey state champion Haddonfield Memorial team... the DePersia family is one of just four families in New Jersey high school history to have three siblings all score 1,000 career points as his twin brothers, Nick and Rob, also hit for 1,000 career points... Nick and Rob later played at Rowan University in Glassboro, N.J.... Rob now serves as a graduate assistant on Villanova's MBB staff... played AAU for Team Speed/YIS AAU.

CAREER/SEASON HIGHS

CAREER HIGH	CATEGORY	SEASON HIGH
11 vs. Cleveland St. (12/30/2019)	PTS	11 vs. Cleveland St. (12/30/2019)
6 vs. Anderson (11/11/19)	REB	6 vs. Anderson (11/11/19)
8 at Green Bay (1/5/2020)	AST	8 at Green Bay (1/5/2020)
3 - twice	FG	3 - twice
6 at Loyola Chicago (11/20/19)	FGA	6 at Loyola Chicago (11/20/19)
1 - 4x	3FG	1 - 4x
3 - twice	3FGA	3 - twice
6 vs. Wright St. (1/10/20)	FT	6 vs. Wright St. (1/10/20)
10 vs. Wright St. (1/10/20)	FTA	10 vs. Wright St. (1/10/20)
3 - 4x	STL	3 - 4x
---	BLK	---
37 at Loyola Chicago (11/20/19)	MIN	37 at Loyola Chicago (11/20/19)

GAME-BY-GAME

Opponent	MIN	FG	3FG	FT	O-D-T	PF	A	TO	B	S	PTS
at Butler	26	0-1	0-1	0-0	0-2-2	2	2	1	0	0	0
at Bradley	22	1-4	0-3	0-1	0-2-2	2	1	0	0	0	2
Anderson*	33	2-4	0-2	0-1	1-5-6	2	0	5	0	1	4
at South Fla.*	30	2-3	0-1	0-0	2-2-4	3	3	3	0	2	4
at Loyola*	37	2-6	0-1	0-0	1-1-2	3	4	1	0	3	4
vs. Loyola (Md.)*	25	0-3	0-2	1-2	0-0-0	1	3	0	0	2	1
vs. Southern*	26	2-5	0-0	3-5	1-1-2	4	1	1	0	0	7
Evansville*	20	0-2	0-1	1-2	0-1-1	1	1	0	0	0	1
at Morehead St.	13	0-2	0-2	0-0	0-1-1	1	3	0	0	1	0
at Ball St.	15	0-1	0-0	0-1	2-0-2	2	1	2	0	0	0
IU South Bend	16	0-5	0-2	1-2	1-1-2	1	2	2	0	3	1
Purdue FW	15	1-2	0-1	0-0	0-0-0	2	0	1	0	1	2
at Fresno St.	24	0-1	0-0	0-0	0-1-1	1	3	5	0	1	0
Y'town St.	14	1-1	0-0	0-2	0-0-0	0	3	0	0	2	2
Cleveland St.*	24	3-3	1-1	4-4	2-2-4	3	4	3	0	2	11
at Milwaukee	24	2-4	0-1	0-0	2-3-5	4	5	1	0	1	4
at Green Bay	31	1-5	1-3	0-0	2-3-5	4	8	1	0	1	3
Wright St.	19	0-1	0-1	6-10	1-3-4	1	1	1	0	0	6
Northern Ky.	18	2-4	0-2	0-0	0-1-1	4	3	0	0	0	4
UIC*	32	0-2	0-1	0-1	0-5-5	0	3	1	0	2	0
at Detroit Mercy*	33	0-5	0-2	0-0	1-3-4	2	3	1	0	3	0
at Oakland	9	0-0	0-0	0-0	0-0-0	0	2	3	0	1	0
at Cleveland St.	21	0-1	0-1	0-0	0-1-1	1	3	2	0	1	0
at Y'town St.	23	1-2	0-0	0-2	1-1-2	0	3	1	0	0	2
Green Bay	14	1-3	0-0	1-1	1-1-2	1	4	0	0	0	3
Milwaukee	26	1-2	1-2	0-0	0-3-3	1	3	1	0	3	3
at Northern Ky.	22	3-3	1-1	1-2	1-1-2	5	4	2	0	2	8
at Wright St.*	21	1-3	0-0	0-0	3-0-3	2	2	1	0	0	2
at UIC											
Oakland											
Detroit Mercy											
HL 1st Round											
HL 2nd Round											
HL Semis											
HL Finals											

* denotes starter


CAREER STATS

Season	GP-GS	MIN-Avg	FG	Pct.	3FG	Pct.	FT	Pct.
2019-20	28-10	633-22.6	26-77	.338	4-31	.129	18-36	.500
TOTALS	28-10	633-22.6	26-77	.338	4-31	.129	18-36	.500

REBOUNDS

Season	O-D-REB-AVG.	PF-DQ	AST	TO	BLK	STL	PTS-PPG
2019-20	22-44-66-2.4	53-1	75	39	0	32	74-2.6
TOTALS	22-44-66-2.4	53-1	75	39	0	32	74-2.6

PLAYER BIOS



BRANDON KENYON #11

Sophomore | Forward/Center
6-10 | 225
Caledonia, Ontario
RISE Prep

Birthdate: February 18, 1999 (age 20)
Major: Criminal Justice

QUICK NOTES

First Canadian-born IUPUI player since 1998-1999 (Shaun Clarke), however Clarke red-shirted his lone season and never appeared in a game for the Jaguars... was a teammate of Duke's R.J. Barrett and Florida guard Andrew Nembhard while playing for the 17U Nike EYBL UPLAY Canada program... is one of 119 Canadians playing Division I basketball this season, 77 of whom are Ontario natives.

CAREER/SEASON HIGHS

CAREER HIGH	CATEGORY	SEASON HIGH
8 vs. IU Kokomo (12/6/18)	PTS	7 - twice
4 - twice	REB	4 vs. Anderson (11/11/19)
1 - 3x	AST	1 - twice
3 vs. IU Kokomo (12/6/18)	FG	2 - 3x
6 vs. IU Kokomo (12/6/18)	FGA	4 at Oakland (1/25/20)
1 - twice	3FG	1 - twice
2 - 4x	3FGA	2 - 3x
3 - twice	FT	3 at Fresno State (12/20/19)
3 - twice	FTA	3 at Fresno State (12/20/19)
1 - 4x	STL	1 - twice
1 - 3x	BLK	1 at Cleveland State (1/30/20)
20 - twice	MIN	20 - twice

GAME-BY-GAME

Opponent	MIN	FG	3FG	FT	O-D-T	PF	A	TO	B	S	PTS
at Butler					DID NOT PLAY						
at Bradley	5	0-0	0-0	0-0	0-1-1	3	0	0	0	1	0
Anderson	9	1-3	0-1	0-0	1-3-4	3	0	1	0	0	2
at South Fla.					DID NOT PLAY						
at Loyola	6	1-3	1-2	0-0	1-1-2	1	0	0	0	1	3
vs. Loyola (Md.)	9	1-2	0-1	1-2	0-1-1	2	0	0	0	0	3
vs. Southern					DID NOT PLAY						
Evansville					DID NOT PLAY						
at Morehead St.	2	0-0	0-0	0-0	0-0-0	0	0	0	0	0	0
at Ball St.	7	0-2	0-1	0-0	0-0-0	0	0	0	0	0	0
IU South Bend					DID NOT PLAY						
Purdue FW					DID NOT PLAY						
at Fresno St.	6	2-2	0-0	3-3	0-2-2	1	0	0	0	0	7
Y'town St.					DID NOT PLAY						
Cleveland St.	1	0-1	0-0	0-0	0-0-0	0	0	0	0	0	0
at Milwaukee					DID NOT PLAY						
at Green Bay					DID NOT PLAY						
Wright St.					DID NOT PLAY						
Northern Ky.					DID NOT PLAY						
UIC	1	0-0	0-0	0-0	0-0-0	0	0	0	0	0	0
at Detroit Mercy	3	0-0	0-0	1-2	0-0-0	0	0	0	0	0	1
at Oakland*	20	2-4	1-2	2-2	1-0-1	4	1	0	0	0	7
at Cleveland St.*	10	0-3	0-2	0-0	1-0-1	3	0	2	1	0	0
at Y'town St.*	20	2-3	0-0	1-2	2-0-2	1	1	1	0	0	5
Green Bay*	13	0-1	0-1	0-0	0-1-1	2	0	0	0	0	0
Milwaukee*	6	1-2	0-1	0-0	0-0-0	2	0	1	0	0	2
at Northern Ky.*	5	0-2	0-0	0-0	1-1-2	0	0	1	0	0	0
at Wright St.	6	1-1	0-0	0-0	0-0-0	2	0	1	0	0	2
at UIC											
Oakland											
Detroit Mercy											
HL 1st Round											
HL 2nd Round											
HL Semis											
HL Finals											


* denotes starter

CAREER STATS

Season	GP-GS	MIN-Avg	FG	Pct.	3FG	Pct.	FT	Pct.
2018-19	7-0	42-6.0	6-16	.375	0-4	.000	6-9	.667
2019-20	17-6	129-7.6	11-29	.379	2-11	.182	8-11	.727
TOTALS	24-6	171-7.1	17-45	.378	2-15	.133	14-20	.700

REBOUNDS

Season	O-D-REB-AVG.	PF-DQ	AST	TO	BLK	STL	PTS-PPG
2018-19	2-6-8-1.1	6-1	1	1	2	2	18-2.6
2019-20	7-10-17-1.0	24-0	2	7	1	2	32-1.9
TOTALS	9-16-25-1.0	30-1	3	8	3	4	50-2.1



MARLON TAYLOR #12

R-Freshman | Guard/Forward
6-5 | 220
South Bend, Ind.
South Bend Riley (Indiana State)

Birthdate: Jan. 12, 2000 (age 20)
Major: Pre-Engineering

QUICK NOTES

Non-scholarship player joined IUPUI from Indiana State... granted immediate eligibility for the '19-20 season after only appearing in an exhibition game for the Sycamores (4 min, 2 reb vs. Rose-Hulman)... helped South Bend Riley to a 26-1 record and semistate runner-up finish his senior year... was one of four D1 players on his high school team, joining Damezi Anderson (Indiana), Shamar Dillard (Western Illinois) and Rylen Grundy (Fort Wayne)... also ran track in high school... won dunk contest at this year's Red-White Event.

CAREER/SEASON HIGHS

CAREER HIGH	CATEGORY	SEASON HIGH
2 vs. Wright St. (1/10/20)	PTS	2 vs. Wright St. (1/10/20)
1 - 4x	REB	1 - 4x
2 at Wright State (2/16/2020)	AST	2 at Wright State (2/16/2020)
1 vs. Wright St. (1/10/20)	FG	1 vs. Wright St. (1/10/20)
2 vs. Wright St. (1/10/20)	FGA	2 vs. Wright St. (1/10/20)
---	3FG	---
---	3FGA	---
---	FT	---
---	FTA	---
1 vs. Anderson (11/11/19)	STL	1 vs. Anderson (11/11/19)
---	BLK	---
4 vs. Anderson (11/11/19)	MIN	4 vs. Anderson (11/11/19)

GAME-BY-GAME

Opponent	MIN	FG	3FG	FT	O-D-T	PF	A	TO	B	S	PTS
at Butler					DID NOT PLAY						
at Bradley					DID NOT PLAY						
Anderson	4	0-1	0-0	0-0	0-1-1	0	0	1	0	1	0
at South Fla.					DID NOT PLAY						
at Loyola	2	0-0	0-0	0-0	0-0-0	0	0	0	0	0	0
vs. Loyola (Md.)					DID NOT PLAY						
vs. Southern	0+	0-0	0-0	0-0	0-0-0	0	0	0	0	0	0
Evansville					DID NOT PLAY						
at Morehead St.					DID NOT PLAY						
at Ball St.					DID NOT PLAY						
IU South Bend	1	0-0	0-0	0-0	0-0-0	0	0	0	0	0	0
Purdue FW					DID NOT PLAY						
at Fresno St.	0+	0-0	0-0	0-0	0-0-0	0	0	0	0	0	0
Y'town St.					DID NOT PLAY						
Cleveland St.					DID NOT PLAY						
at Milwaukee					DID NOT PLAY						
at Green Bay					DID NOT PLAY						
Wright St.	1	1-2	0-0	0-0	1-0-1	0	0	0	0	0	2
Northern Ky.	2	0-0	0-0	0-0	0-1-1	0	1	0	0	0	0
UIC					DID NOT PLAY						
at Detroit Mercy					DID NOT PLAY						
at Oakland					DID NOT PLAY						
at Cleveland St.					DID NOT PLAY						
at Y'town St.					DID NOT PLAY						
Green Bay					DID NOT PLAY						
Milwaukee					DID NOT PLAY						
at Northern Ky.					DID NOT PLAY						
at Wright St.	3	0-0	0-0	0-0	0-1-1	0	2	0	0	0	0
at UIC											
Oakland											
Detroit Mercy											
HL 1st Round											
HL 2nd Round											
HL Semis											
HL Finals											

* denotes starter


CAREER STATS

Season	GP-GS	MIN-Avg	FG	Pct.	3FG	Pct.	FT	Pct.
2019-20	8-0	13-1.6	1-3	.333	0-0	.000	0-0	.000
TOTALS	8-0	13-1.6	1-3	.333	0-0	.000	0-0	.000

REBOUNDS

Season	O-D-REB-AVG.	PF-DQ	AST	TO	BLK	STL	PTS-PPG
2019-20	1-3-4-0.5	0-0	3	1	0	1	2-0.3
TOTALS	1-3-4-0.4	0-0	3	1	0	1	2-0.3

PLAYER BIOS



ISAIAH WILLIAMS

#13

Junior | Guard/Forward
6-8 | 225
Dayton, Ohio
Stivers School for the Arts (Pensacola St.)

Birthdate: Jan. 20, 1998 (age 22)
Major: General Studies

QUICK NOTES

Known by his teammates as Zay... well traveled wing is on his fourth school in four years... began his career at Akron (2016-17), but sat out as a redshirt... played freshman campaign at Liberty (2017-18), appearing in 30 games and making 10 starts while averaging 4.2 points and 2.2 rebounds per game... played last season at Pensacola State (Fla.) College, where he averaged 13.1 points and 5.4 rebounds per game... was a first-team All-City and 2nd team All-State honoree after his senior year at Stivers School for the Arts in Dayton.

CAREER/SEASON HIGHS

CAREER HIGH	CATEGORY	SEASON HIGH
15 vs. Evansville (11/30/19)	PTS	15 vs. Evansville (11/30/19)
8 vs. Evansville (11/30/19)	REB	8 vs. Evansville (11/30/19)
5 vs. Loyola (Md.) (11/25/2019)	AST	5 vs. Loyola (Md.) (11/25/2019)
5 vs. Evansville (11/30/19)	FG	5 vs. Evansville (11/30/19)
9 vs. Northern Kentucky (1/12/20)	FGA	9 vs. Northern Kentucky (1/12/20)
2 vs. Youngstown State (12/28/19)	3FG	2 vs. Youngstown State (12/28/19)
4 vs. Youngstown State (12/28/19)	3FGA	4 vs. Youngstown State (12/28/19)
9 vs. Clarks Summit (11/10/17)	FT	5 - 3x
11 vs. Clarks Summit (11/10/17)	FTA	10 vs. Evansville (11/30/19)
2 - 3x	STL	2 - 3x
2 - twice	BLK	2 - twice
32 vs. Evansville (11/30/19)	MIN	32 vs. Evansville (11/30/19)

GAME-BY-GAME

Opponent	MIN	FG	3FG	FT	O-D-T	PF	A	TO	B	S	PTS
at Butler*	26	1-5	0-0	1-5	2-2-4	3	1	3	0	0	3
at Bradley*	29	3-8	1-1	2-5	1-4-5	1	1	4	0	1	9
Anderson*	18	3-8	0-1	1-5	3-4-7	4	1	1	0	0	7
at South Fla.*	26	3-6	1-1	2-4	1-1-2	4	0	2	0	0	9
at Loyola*	19	2-6	0-1	5-6	2-2-4	5	1	4	0	0	9
vs. Loyola (Md.)	23	3-5	0-0	1-3	1-4-5	2	5	2	0	2	7
vs. Southern	25	4-7	0-0	5-8	4-2-6	1	0	0	0	0	13
Evansville	32	5-7	0-0	5-10	2-6-8	4	3	3	0	0	15
at Morehead St.	21	3-8	0-0	1-4	2-3-5	4	0	5	2	0	7
at Ball St.	19	1-7	0-0	0-0	1-3-4	5	0	2	0	0	2
IU South Bend*	24	3-7	0-0	4-4	3-0-3	0	1	1	2	2	10
Purdue FW*	23	3-5	0-0	0-0	1-3-4	4	1	2	1	0	6
at Fresno St.*	14	4-8	0-1	2-3	2-3-5	2	0	1	0	1	10
Y'town St.*	26	4-8	2-4	4-6	2-3-5	4	3	0	0	0	14
Cleveland St.	DID NOT PLAY										
at Milwaukee*	23	2-7	0-0	2-4	0-3-3	4	2	2	0	2	6
at Green Bay*	11	1-2	0-0	0-0	0-4-4	4	2	1	0	1	2
Wright St.*	20	0-4	0-2	4-6	0-2-2	4	2	1	0	0	4
Northern Ky.*	20	4-9	0-0	3-5	3-1-4	2	1	2	0	1	11
UIC	DID NOT PLAY										
at Detroit Mercy	DID NOT PLAY										
at Oakland	DID NOT PLAY										
at Cleveland St.	DID NOT PLAY										
at Y'town St.	DID NOT PLAY										
Green Bay	DID NOT PLAY										
Milwaukee	DID NOT PLAY										
at Northern Ky.	DID NOT PLAY										
at Wright St.	DID NOT PLAY										
at UIC											
Oakland											
Detroit Mercy											
HL 1st Round											
HL 2nd Round											
HL Semis											
HL Finals											

* denotes starter


CAREER STATS

Season	GP-GS	MIN-Avg	FG	Pct.	3FG	Pct.	FT	Pct.
2017-18*	30-10	420-14.0	41-90	.456	3-10	.300	40-68	.588
2019-20	18-13	399-22.2	49-117	.419	4-11	.364	42-78	.538
TOTALS	18-13	399-22.2	49-117	.419	4-11	.364	42-78	.538

REBOUNDS

Season	O-D-REB-AVG.	PF-DQ	AST	TO	BLK	STL	PTS-PPG
2017-18*	24-41-65-2.2	58-2	22	40	6	9	125-4.2
2019-20	30-50-80-4.4	57-2	24	36	5	10	144-8.0
TOTALS	30-50-80-4.4	57-2	24	36	5	10	144-8.0

*at Liberty | TOTALS only reflect IUPUI totals



MARCUS BURK

#14

Junior | Guard
6-3 | 205
Indianapolis, Ind.
Franklin Central (Campbell)

Birthdate: Sept. 27, 1997 (age 22)
Major: General Studies

QUICK NOTES

Born in Gary, Ind.... Indianapolis-native returned to the city last summer and sat out last season after playing two years at Campbell... played in 69 games and averaged 11.2 points per game at Campbell, while connecting on 158 3's in his two seasons... averaged 15 points per game as a sophomore, connecting on 91 3's for the season... was the Big South POTW on Nov. 27, 2017 after averaging 24.3 points per game over a 4-game stretch... he and Campbell teammate Chris Clemons (42 pts, 10-14 3's) each hit 10 3's in a game against Liberty on Jan. 22, 2018.

CAREER/SEASON HIGHS

CAREER HIGH	CATEGORY	SEASON HIGH
39 at Oakland (1/25/20)	PTS	39 at Oakland (1/25/20)
10 at Detroit Mercy (1/23/20)	REB	10 at Detroit Mercy (1/23/20)
7 vs. The Citadel (12/14/17)	AST	4 - twice
13 vs. Green Bay (2/6/20)	FG	13 vs. Green Bay (2/6/20)
24 - twice	FGA	24 - twice
10 at Liberty (1/23/18)	3FG	8 at Oakland (1/25/20)
16 at Liberty (1/23/18)	3FGA	15 at Oakland (1/25/20)
9 vs. Milwaukee (2/8/2020)	FT	9 vs. Milwaukee (2/8/2020)
13 vs. Milwaukee (2/8/2020)	FTA	13 vs. Milwaukee (2/8/2020)
4 - twice	STL	4 vs. Anderson (11/11/19)
2 vs. The Citadel (12/14/17)	BLK	1 - 7x
44 at Oakland (1/25/20)	MIN	44 at Oakland (1/25/20)

GAME-BY-GAME

Opponent	MIN	FG	3FG	FT	O-D-T	PF	A	TO	B	S	PTS
at Butler*	37	7-21	2-11	1-1	2-3-5	1	1	5	0	1	17
at Bradley*	27	6-13	1-5	2-2	0-3-3	4	1	1	0	2	15
Anderson*	31	10-19	4-9	1-1	0-2-2	1	2	2	0	4	25
at South Fla.*	35	10-14	4-5	2-2	2-7-9	3	2	5	0	1	26
at Loyola*	34	9-19	5-8	0-0	0-3-3	3	0	1	0	1	23
vs. Loyola (Md.)*	33	12-21	7-10	1-2	0-3-3	4	1	2	0	2	32
vs. Southern*	38	10-21	6-14	1-1	1-1-2	4	2	2	0	1	27
Evansville*	34	7-19	2-6	2-4	0-0-0	4	3	2	1	0	18
at Morehead St.*	36	3-12	1-4	1-2	1-3-4	3	1	2	0	2	8
at Ball St.*	24	2-8	1-3	1-2	0-1-1	5	0	2	0	1	6
IU South Bend*	31	7-20	5-10	2-2	0-1-1	3	3	3	0	1	21
Purdue FW*	35	7-14	3-8	5-6	0-4-4	1	4	0	0	2	22
at Fresno St.*	16	1-10	0-2	0-0	0-2-2	1	0	1	0	1	2
Y'town St.*	38	5-17	2-8	4-9	1-1-2	2	3	0	1	2	16
Cleveland St.*	35	6-12	1-4	6-7	1-3-4	3	4	5	0	2	19
at Milwaukee*	34	7-14	0-4	1-2	0-3-3	3	1	5	0	0	15
at Green Bay*	38	10-21	4-9	3-3	0-6-6	1	2	4	0	2	27
Wright St.*	30	4-12	2-5	7-7	0-2-2	5	0	2	0	1	17
Northern Ky.*	36	9-16	2-8	5-6	0-3-3	3	3	3	0	2	25
UIC*	40	6-14	2-7	4-4	0-3-3	3	1	0	0	1	18
at Detroit Mercy*	38	10-22	5-12	0-0	2-8-10	0	3	0	1	1	25
at Oakland*	44	12-24	8-15	7-10	2-1-3	3	3	0	0	0	39
at Cleveland St.*	38	5-16	3-10	5-7	2-4-6	1	2	6	1	0	18
at Y'town St.*	37	7-17	2-6	6-7	1-2-3	4	2	1	0	0	22
Green Bay*	39	13-24	2-8	5-6	1-4-5	2	3	2	1	1	33
Milwaukee*	41	5-20	4-10	9-13	1-3-4	3	1	3	1	0	23
at Northern Ky.*	39	11-20	2-7	6-6	0-4-4	4	3	2	1	2	30
at Wright St.*	33	6-22	1-6	6-8	0-3-3	2	1	2	0	2	19
at UIC											
Oakland											
Detroit Mercy											
HL 1st Round											
HL 2nd Round											
HL Semis											
HL Finals											

* denotes starter

CAREER STATS

Season	GP-GS	MIN-Avg	FG	Pct.	3FG	Pct.	FT	Pct.
2016-17*	36-12	754-20.9	96-224	.429	67-167	.401	29-37	.784
2017-18*	33-32	1050-31.8	173-353	.490	91-226	.403	51-60	.850
2019-20	28-28	971-34.7	207-482	.429	81-214	.379	93-120	.775
TOTALS	28-28	971-34.7	207-482	.429	81-214	.379	93-120	.775

REBOUNDS

Season	O-D-REB-AVG.	PF-DQ	AST	TO	BLK	STL	PTS-PPG
2016-17*	9-78-87-2.4	51-0	28	25	3	17	288-8.0
2017-18*	19-100-119-3.6	58-1	38	45	8	42	488-14.8
2019-20	17-83-100-3.6	76-2	52	63	7	35	588-21.0
TOTALS	17-83-100-3.6	76-2	52	63	7	35	588-21.0

*at Campbell | TOTALS only reflect IUPUI totals

PLAYER BIOS



TAVEION WHITE

#15

Freshman | Forward
6-7 | 190
Prosper, Texas
PHS Academy

Birthdate: Nov. 25, 1999 (age 20)
Major: Business

QUICK NOTES

Known as Taye by his teammates... Texas-native played at PHS (Fla.) Academy as a post-grad in 2018-19 where he was one of 14 who went on to play college basketball, four at the D1 level... was a 1st Team All-District selection after his senior year at Prosper (Texas) High School... chose IUPUI over offers from Buffalo, Oral Roberts, Presbyterian and USC Upstate.



SAWYER STOLTZ

#20

Freshman | Forward
6-9 | 200
Huntington, Ind.
Huntington North

Birthdate: May 3, 2000 (age 19)
Major: Biology

QUICK NOTES

Non-scholarship addition to the team played three seasons at Huntington North where he was an HM All-State honoree following a senior year in which he averaged 13.2 points and 5.8 rebounds per game... was a 2nd team Northeast 8 Conference (NE8) honoree... played AAU basketball for Indiana Elite.

CAREER/SEASON HIGHS

CAREER HIGH	CATEGORY	SEASON HIGH
7 at Cleveland State (1/30/20)	PTS	7 at Cleveland State (1/30/20)
9 vs. Milwaukee (2/8/20)	REB	9 vs. Milwaukee (2/8/20)
1 - twice	AST	1 - twice
3 at Cleveland State (1/30/20)	FG	3 at Cleveland State (1/30/20)
3 - 3x	FGA	3 - 3x
---	3FG	---
---	3FGA	---
1 - twice	FT	1 - twice
3 at Cleveland State (1/30/20)	FTA	3 at Cleveland State (1/30/20)
1 - 4x	STL	1 - 4x
2 vs. Green Bay (2/6/20)	BLK	2 vs. Green Bay (2/6/20)
26 vs. Milwaukee (2/8/20)	MIN	26 vs. Milwaukee (2/8/20)

GAME-BY-GAME

Opponent	MIN	FG	3FG	FT	O-D-T	PF	A	TO	B	S	PTS
at Butler					DID NOT PLAY						
at Bradley	0+	0-0	0-0	0-0	0-0-0	0	0	0	0	0	0
Anderson	9	0-1	0-0	0-0	2-0-2	2	0	1	1	1	0
at South Fla.	0+	0-0	0-0	0-0	0-0-0	0	0	0	0	0	0
at Loyola	1	0-0	0-0	0-0	0-0-0	0	0	0	0	0	0
vs. Loyola (Md.)					DID NOT PLAY						
vs. Southern	0+	0-0	0-0	0-0	0-0-0	0	0	0	0	0	0
Evansville	1	0-0	0-0	0-0	0-0-0	0	0	0	0	0	0
at Morehead St.					DID NOT PLAY						
at Ball St.	3	0-0	0-0	0-0	0-0-0	1	0	0	0	0	0
IU South Bend					DID NOT PLAY						
Purdue FW					DID NOT PLAY						
at Fresno St.					DID NOT PLAY						
Y'town St.					DID NOT PLAY						
Cleveland St.					DID NOT PLAY						
at Milwaukee					DID NOT PLAY						
at Green Bay					DID NOT PLAY						
Wright St.	3	0-0	0-0	0-0	0-0-0	2	0	0	0	0	0
Northern Ky.	2	0-0	0-0	0-0	0-0-0	0	0	0	0	0	0
UIC					DID NOT PLAY						
at Detroit Mercy	7	0-1	0-0	0-0	1-1-2	1	0	1	0	0	0
at Oakland	5	0-0	0-0	0-0	0-2-2	1	0	0	0	0	0
at Cleveland St.	15	3-3	0-0	1-3	2-0-2	3	1	0	1	1	7
at Y'town St.	11	1-1	0-0	0-0	0-0-0	2	0	0	0	0	2
Green Bay	16	2-3	0-0	1-2	4-2-6	5	0	0	2	0	5
Milwaukee	26	2-2	0-0	0-2	4-5-9	4	1	0	0	1	4
at Northern Ky.	15	0-1	0-0	0-0	2-1-3	4	0	1	0	0	0
at Wright St.	17	1-3	0-0	0-2	3-1-4	3	0	1	0	1	2
at UIC											
Oakland											
Detroit Mercy											
HL 1st Round											
HL 2nd Round											
HL Semis											
HL Finals											

* denotes starter

CAREER STATS

Season	GP-GS	MIN-Avg	FG	Pct.	3FG	Pct.	FT	Pct.
2019-20	17-0	131-7.7	9-15	.600	0-0	.000	2-9	.222
TOTALS	17-0	131-7.7	9-15	.600	0-0	.000	2-9	.222

REBOUNDS

Season	O-D-REB-AVG.	PF-DQ	AST	TO	BLK	STL	PTS-PPG
2019-20	18-12-30-1.8	28-1	2	4	4	4	20-1.2
TOTALS	18-12-30-1.8	28-1	2	4	4	4	20-1.2

CAREER/SEASON HIGHS

CAREER HIGH	CATEGORY	SEASON HIGH
---	PTS	---
2 vs. Anderson (11/11/19)	REB	2 vs. Anderson (11/11/19)
1 vs. Green Bay (2/6/20)	AST	1 vs. Green Bay (2/6/20)
---	FG	---
1 at Bradley (11/9/19)	FGA	1 at Bradley (11/9/19)
---	3FG	---
---	3FGA	---
---	FT	---
---	FTA	---
---	STL	---
1 vs. Anderson (11/11/19)	BLK	1 vs. Anderson (11/11/19)
4 vs. Anderson (11/11/19)	MIN	4 vs. Anderson (11/11/19)

GAME-BY-GAME

Opponent	MIN	FG	3FG	FT	O-D-T	PF	A	TO	B	S	PTS
at Butler					DID NOT PLAY						
at Bradley	1	0-1	0-0	0-0	0-0-0	0	0	0	0	0	0
Anderson	4	0-0	0-0	0-0	0-2-2	0	0	2	1	0	0
at South Fla.					DID NOT PLAY						
at Loyola	1	0-0	0-0	0-0	0-0-0	0	0	0	0	0	0
vs. Loyola (Md.)					DID NOT PLAY						
vs. Southern					DID NOT PLAY						
Evansville					DID NOT PLAY						
at Morehead St.					DID NOT PLAY						
at Ball St.	2	0-0	0-0	0-0	0-0-0	0	0	0	0	0	0
IU South Bend					DID NOT PLAY						
Purdue FW					DID NOT PLAY						
at Fresno St.					DID NOT PLAY						
Y'town St.					DID NOT PLAY						
Cleveland St.					DID NOT PLAY						
at Milwaukee					DID NOT PLAY						
at Green Bay					DID NOT PLAY						
Wright St.					DID NOT PLAY						
Northern Ky.					DID NOT PLAY						
UIC					DID NOT PLAY						
at Detroit Mercy					DID NOT PLAY						
at Oakland					DID NOT PLAY						
at Cleveland St.					DID NOT PLAY						
at Y'town St.					DID NOT PLAY						
Green Bay	3	0-0	0-0	0-0	0-0-0	1	1	0	0	0	0
Milwaukee	3	0-0	0-0	0-0	0-1-1	0	0	0	0	0	0
at Northern Ky.	1	0-0	0-0	0-0	0-0-0	0	0	0	0	0	0
at Wright St.	1	0-0	0-0	0-0	0-0-0	0	0	0	0	0	0
at UIC											
Oakland											
Detroit Mercy											
HL 1st Round											
HL 2nd Round											
HL Semis											
HL Finals											

* denotes starter

CAREER STATS

Season	GP-GS	MIN-Avg	FG	Pct.	3FG	Pct.	FT	Pct.
2019-20	8-0	16-2.0	0-1	.000	0-0	.000	0-0	.000
TOTALS	8-0	16-2.0	0-1	.000	0-0	.000	0-0	.000

REBOUNDS

Season	O-D-REB-AVG.	PF-DQ	AST	TO	BLK	STL	PTS-PPG
2019-20	0-3-3-0.4	1-0	1	2	1	0	0-0.0
TOTALS	0-3-3-0.4	1-0	1	2	1	0	0-0.0

PLAYER BIOS



GRANT WEATHERFORD #23

Junior | Guard
6-2 | 195
Cicero, Ind.
Hamilton Heights (Purdue/Midland J.C.)

Birthdate: August 7, 1996 (age 23)
Major: General Studies

QUICK NOTES

Began his college career by redshirting in 2015-16 at Purdue before transferring to Midland [Tex.] College for the 2016-17 season... was granted a clock extension in December 2018, effectively, making him a junior... comes from a family filled with athletes as brother Sterling is a sophomore DB on the Miami (Ohio) football team, older sister Dakota played basketball at Evansville & Louisville and oldest brother Austin played basketball at Rose Hulman... also garnered D1 football interest as a WR (155 catches, 60 TDs in high school).

CAREER/SEASON HIGHS

CAREER HIGH	CATEGORY	SEASON HIGH
21 vs. Green Bay (2/24/19)	PTS	19 at Youngstown State (2/1/20)
13 at Oakland (1/25/20)	REB	13 at Oakland (1/25/20)
6 - 4x	AST	6 - twice
7 - twice	FG	7 - twice
19 vs. UIC (1/18/20)	FGA	19 vs. UIC (1/18/20)
5 - 2x	3FG	5 at Fresno State (12/20/19)
8 vs. UIC (1/18/20)	3FGA	8 vs. UIC (1/18/20)
7 - 3x	FT	7 vs. UIC (1/18/20)
10 vs. UIC (1/18/20)	FTA	10 vs. UIC (1/18/20)
5 - 3x	STL	5 - 3x
2 vs. UIC (1/18/20)	BLK	2 vs. UIC (1/18/20)
41 at Oakland (1/25/20)	MIN	41 at Oakland (1/25/20)

GAME-BY-GAME

Opponent	MIN	FG	3FG	FT	O-D-T	PF	A	TO	B	S	PTS
at Butler*	30	3-5	0-1	0-2	2-3-5	1	1	1	0	0	6
at Bradley*	32	0-6	0-4	1-2	0-1-1	1	4	4	0	0	1
Anderson	23	3-3	0-0	0-0	3-6-9	1	4	3	0	2	6
at South Fla.	34	2-2	0-0	2-2	0-3-3	1	1	1	0	2	6
at Loyola	27	0-2	0-0	0-0	0-0-0	2	3	1	0	0	0
vs. Loyola (Md.)	29	1-3	0-0	2-4	1-4-5	3	4	4	0	2	4
vs. Southern	32	2-4	0-1	2-2	0-1-1	3	4	2	0	3	6
Evansville	31	1-4	0-0	2-2	3-3-6	2	1	1	0	1	4
at Morehead St.*	38	7-10	3-4	0-1	1-1-2	3	1	1	0	1	17
at Ball St.*	31	4-8	0-1	2-3	1-6-7	3	1	4	0	0	10
IU South Bend*	37	1-4	0-1	1-3	2-5-7	1	3	4	0	2	3
Purdue FW*	35	4-7	1-3	5-6	1-3-4	3	6	1	0	5	14
at Fresno St.*	35	5-8	5-5	1-2	1-2-3	2	1	3	1	2	16
Y'town St.*	37	3-8	0-1	1-1	0-3-3	3	1	5	0	2	7
Cleveland St.*	39	2-7	0-2	3-4	3-1-4	4	4	4	1	3	7
at Milwaukee*	38	4-6	0-1	2-2	1-6-7	1	1	4	0	2	10
at Green Bay*	31	5-9	3-5	0-0	0-6-6	3	2	3	0	0	13
Wright St.*	33	5-12	0-2	2-6	2-3-5	2	1	3	0	0	12
Northern Ky.*	32	5-12	1-2	1-1	4-4-8	1	2	1	0	0	12
UIC*	38	4-19	2-8	7-10	2-6-8	3	3	2	2	0	17
at Detroit Mercy*	36	3-8	0-2	0-2	1-3-4	4	4	2	0	0	6
at Oakland*	41	3-10	0-2	1-2	4-9-13	3	4	4	1	0	7
at Cleveland St.*	39	4-9	1-2	2-5	2-3-5	4	6	3	1	5	11
at Y'town St.*	39	7-10	2-3	3-6	0-3-3	4	2	2	0	3	19
Green Bay*	39	2-10	2-5	2-2	3-2-5	2	6	2	0	0	8
Milwaukee*	34	4-9	1-3	4-5	1-0-1	5	2	1	0	5	13
at Northern Ky.*	37	4-9	2-4	0-0	0-3-3	4	0	6	0	2	10
at Wright St.	30	3-9	1-2	0-0	1-5-6	3	3	1	0	2	7
at UIC											
Oakland											
Detroit Mercy											
HL 1st Round											
HL 2nd Round											
HL Semis											
HL Finals											

* denotes starter

CAREER STATS

Season	GP-GS	MIN-Avg	FG	Pct.	3FG	Pct.	FT	Pct.
2018-19	33-33	861-26.1	70-142	.493	11-24	.458	52-72	.722
2019-20	28-21	957-34.2	91-213	.427	24-64	.375	46-75	.613
TOTALS	61-54	1818-29.8	161-355	.454	35-88	.398	98-147	.667

REBOUNDS

Season	O-D-REB-AVG.	PF-DQ	AST	TO	BLK	STL	PTS-PPG
2018-19	25-75-100-3.0	86-3	83	49	4	38	203-6.2
2019-20	39-95-134-4.8	72-1	75	73	6	44	252-9.0
TOTALS	64-170-234-3.8	158-4	158	122	10	82	455-7.5



ZO TYSON

#30

Grad Student | Forward
6-9 | 195
Fayetteville, N.C.
Trinity Christian (Colorado State)

Birthdate: Oct. 18, 1995 (age 24)
Major: Sports Journalism

QUICK NOTES

Oldest student-athlete on the team, pursuing a Master's degree in sports journalism... missed the Jaguars' exhibition game due to injury... graduate-transfer will play his final season at IUPUI after spending the past two years at Colorado State... played his first two seasons at Cafe Fear C.C., including averaging 14.0 points and 8.4 rebounds per game as a sophomore... actual first name is Lonzia, but he opts to go by Zo.

CAREER/SEASON HIGHS

CAREER HIGH	CATEGORY	SEASON HIGH
10 vs. Cleveland St. (12/30/2019)	PTS	10 vs. Cleveland St. (12/30/2019)
6 vs. Southern (11/26/19)	REB	6 vs. Southern (11/26/19)
2 - 3x	AST	2 - twice
4 - 3x	FG	4 - 3x
5 at Butler (11/6/19)	FGA	5 at Butler (11/6/19)
---	3FG	---
---	3FGA	---
4 - twice	FT	4 vs. Southern (11/26/19)
6 vs. Southern (11/26/19)	FTA	6 vs. Southern (11/26/19)
3 at Butler (11/6/19)	STL	3 at Butler (11/6/19)
3 vs. Southern (11/26/19)	BLK	3 vs. Southern (11/26/19)
27 at Butler (11/6/19)	MIN	27 at Butler (11/6/19)

GAME-BY-GAME

Opponent	MIN	FG	3FG	FT	O-D-T	PF	A	TO	B	S	PTS
at Butler	27	4-5	0-0	0-0	3-2-5	4	2	2	1	3	8
at Bradley	13	1-1	0-0	0-0	1-2-3	4	0	2	0	0	2
Anderson*	9	0-2	0-0	0-0	0-3-3	2	0	2	0	0	0
at South Fla.*	11	1-2	0-0	0-0	0-2-2	4	0	1	0	1	2
at Loyola*	22	4-4	0-0	0-1	1-3-4	4	1	1	0	0	8
vs. Loyola (Md.)*	13	2-3	0-0	0-0	0-1-1	4	0	0	0	0	4
vs. Southern*	25	2-3	0-0	4-6	1-5-6	2	2	0	3	0	8
Evansville*	18	0-0	0-0	0-0	1-3-4	0	1	0	0	0	0
at Morehead St.*	17	0-3	0-0	0-0	1-1-2	1	0	1	0	0	0
at Ball St.*	10	1-3	0-0	2-2	2-0-2	3	0	1	0	0	4
IU South Bend	8	1-2	0-0	0-0	2-1-3	0	0	0	1	1	2
Purdue FW	7	0-0	0-0	0-0	0-1-1	1	0	0	1	0	0
at Fresno St.	14	0-0	0-0	0-1	0-2-2	4	1	2	1	0	0
Y'town St.	7	1-1	0-0	0-0	0-1-1	0	0	1	1	0	2
Cleveland St.	11	4-4	0-0	2-2	2-1-3	0	0	0	1	0	10
at Milwaukee	8	1-1	0-0	0-0	0-1-1	1	0	0	0	0	2
at Green Bay	14	2-2	0-0	0-0	0-1-1	1	1	0	0	1	4
Wright St.	17	1-3	0-0	0-0	2-1-3	3	0	2	1	0	2
Northern Ky.	13	2-4	0-0	0-0	0-2-2	1	0	0	0	0	4
UIC											
at Detroit Mercy											
at Oakland	21	1-3	0-0	0-0	1-4-5	3	0	2	2	0	2
at Cleveland St.											
at Y'town St.											
Green Bay											
Milwaukee											
at Northern Ky.											
at Wright St.*	12	0-3	0-0	0-0	3-1-4	4	0	0	1	0	0
at UIC											
Oakland											
Detroit Mercy											
HL 1st Round											
HL 2nd Round											
HL Semis											
HL Finals											

* denotes starter

CAREER STATS


Season	GP-GS	MIN-Avg	FG	Pct.	3FG	Pct.	FT	Pct.
2018-19*	12-0	62-5.2	3-6	.500	0-0	.000	5-9	.556
2019-20	21-9	297-14.1	28-49	.571	0-0	.000	8-12	.667
TOTALS	21-9	297-14.1	28-49	.571	0-0	.000	8-12	.667

REBOUNDS

Season	O-D-REB-AVG.	PF-DQ	AST	TO	BLK	STL	PTS-PPG
2018-19*	2-11-13-1.1	9-0	6	5	5	1	11-0.9
2019-20	20-38-58-2.8	49-0	8	17	13	6	64-3.0
TOTALS	20-38-58-2.8	49-0	8	17	13	6	64-3.0

* at Colorado State / TOTALS only reflect IUPUI totals

PLAYER BIOS



ELYJAH GOSS

#32

Junior | Forward
6-7 | 195
Bolingbrook, Ill.
Plainfield East

Birthdate: April 28, 1998 (age 21)
Major: Sports Management

QUICK NOTES

Late bloomer redshirted his first season at IUPUI before taking over a starting role last season and leading the team in rebounding... was an honorable mention All-State selection as a senior at Plainfield (Ill.) East High School after racking up 16 double-doubles and shooting a school record 56 percent from the floor... is the only player in Plainfield East history to average a double-double for a full season.

CAREER/SEASON HIGHS

CAREER HIGH	CATEGORY	SEASON HIGH
19 at Milwaukee (1/3/20)	PTS	19 at Milwaukee (1/3/20)
21 vs. IU South Bend (12/10/19)	REB	21 vs. IU South Bend (12/10/19)
4 at Oakland (1/25/20)	AST	4 at Oakland (1/25/20)
7 - 3x	FG	7 - 3x
13 at Milwaukee (1/3/20)	FGA	13 at Milwaukee (1/3/20)
2 at Boston College (11/14/18)	3FG	1 vs. Milwaukee (2/8/20)
3 - twice	3FGA	3 vs. Milwaukee (2/8/20)
6 vs. Cleveland State (1/10/19)	FT	5 - 3x
10 vs. Youngstown State (12/28/19)	FTA	10 vs. Youngstown State (12/28/19)
2 - 7x	STL	2 - twice
6 at Milwaukee (1/3/20)	BLK	6 at Milwaukee (1/3/20)
40 vs. Milwaukee (2/8/20)	MIN	40 vs. Milwaukee (2/8/20)

GAME-BY-GAME

Opponent	MIN	FG	3FG	FT	O-D-T	PF	A	TO	B	S	PTS
at Butler*	20	3-8	0-1	0-0	1-2-3	1	0	2	1	1	6
at Bradley*	23	2-5	0-0	0-0	4-4-8	2	1	1	2	0	4
Anderson	14	4-8	0-0	3-5	4-6-10	2	1	2	1	0	11
at South Fla.	21	1-4	0-0	1-2	0-4-4	1	2	1	1	0	3
at Loyola	16	1-5	0-0	0-0	3-2-5	2	1	3	0	0	2
vs. Loyola (Md.)*	31	5-9	0-0	4-6	6-7-13	2	0	3	0	0	14
vs. Southern*	25	5-7	0-0	0-1	2-3-5	3	1	3	1	0	10
Evansville*	28	4-9	0-0	0-2	1-8-9	2	0	1	0	1	8
at Morehead St.*	29	2-6	0-0	0-0	2-15-17	4	1	4	2	0	4
at Ball St.*	27	3-11	0-0	4-6	7-2-9	2	0	2	0	1	10
IU South Bend*	32	7-10	0-0	3-4	7-14-21	3	1	2	4	1	17
Purdue FW*	32	4-8	0-0	0-0	2-9-11	3	0	4	1	1	8
at Fresno St.*	29	2-2	0-0	2-6	2-5-7	2	0	1	0	1	6
Y'town St.*	36	5-9	0-2	3-10	11-7-18	3	1	0	1	2	13
Cleveland St.*	33	4-6	0-0	0-1	2-9-11	3	1	1	1	0	8
at Milwaukee*	35	7-13	0-0	5-6	6-10-16	1	0	1	6	0	19
at Green Bay*	32	4-9	0-0	5-8	6-11-17	4	1	2	1	0	13
Wright St.*	32	1-3	0-0	1-2	2-12-14	4	2	1	1	1	3
Northern Ky.*	30	0-5	0-0	3-6	7-4-11	1	0	1	0	0	3
UIC*	39	6-7	0-0	4-7	4-11-15	5	1	2	3	0	16
at Detroit Mercy*	36	7-11	0-0	1-3	4-8-12	3	0	2	1	0	15
at Oakland*	35	1-3	0-0	0-0	4-14-18	5	4	1	2	0	2
at Cleveland St.*	39	3-8	0-0	4-5	5-7-12	3	1	1	0	0	10
at Y'town St.*	37	6-11	0-2	1-2	2-9-11	0	0	1	2	1	13
Green Bay*	39	2-6	0-0	0-0	3-11-14	4	1	2	0	0	4
Milwaukee*	40	2-5	1-3	2-4	5-8-13	3	1	3	1	1	7
at Northern Ky.*	37	2-7	0-1	5-7	4-7-11	2	0	0	0	0	9
at Wright St.*	30	4-6	0-0	0-0	2-5-7	3	0	1	0	2	8
at UIC											
Oakland											
Detroit Mercy											
HL 1st Round											
HL 2nd Round											
HL Semis											
HL Finals											

* denotes starter

CAREER STATS

Season	GP-GS	MIN-Avg	FG	Pct.	3FG	Pct.	FT	Pct.
2017-18	30-0	414-13.8	41-93	.441	4-13	.308	22-29	.759
2018-19	31-25	710-22.9	79-150	.527	7-24	.292	46-65	.708
2019-20	28-25	857-30.6	97-201	.483	1-9	.111	51-93	.548
TOTALS	89-50	1981-22.3	217-444	.489	12-46	.261	119-187	.636

REBOUNDS

Season	O-D-REB-AVG.	PF-DQ	AST	TO	BLK	STL	PTS-PPG
2017-18	38-68-106-3.5	46-0	12	20	11	12	108-3.6
2018-19	61-135-196-6.3	51-0	23	28	24	19	211-6.8
2019-20	108-214-322-11.5	73-2	21	48	32	13	246-8.8
TOTALS	207-417-624-7.0	170-2	56	96	67	44	565-6.3

EARLY SIGNING PERIOD



SADAIDRIENE HALL

Nickname: DayDay

Forward
6-6 | 200
Sulphur Springs, Texas
Sulphur Springs High School

QUICK NOTES

- Second Team All-State and First Team All-District and All-Region honoree as a junior at Sulphur Springs (Texas) High School after averaging 16 points and 12 rebounds per game
- Shot 65 percent from the floor and 80 percent from the free throw line as a junior.
- Helped Sulphur Springs to a 29-9 record, a second straight district title and the program's first-ever state tournament appearance
- Helped Sulphur Springs go 31-6 his sophomore year with a district title
- Owns career-highs of 38 points and 22 rebounds in a game
- Currently ranked No. 32 in the 2020 class in the state of Texas according to TexasBoysBasketball.com
- Rated the No. 35 player in the state of Texas by Rivals.com after climbing more than 70 spots after his play last summer
- Plays AAU for Dallas Showtime and was named to the Second Team All-UA Rise Team after averaging 17.5 points per game and shooting 63.3 percent from the floor
- Helped Dallas Showtime finish atop the UA Rise 17U Division with a 9-1 record
- Also named First Team Prep Hoops Regional All-American and a Second Team Prep Hoops All-American after helping Showtime to a 15-2 mark on the Prep Hoops Circuit
- Academically has maintained a 3.5 grade point average

Coach Rimm on Hall:

"DayDay is a very high motor athlete that I believe Jag Nation will embrace. He's one of the most intense high school players I've seen in a very long time. He's an all around proven winner."

TEAM IMPACT - CAYDEN BARINGER



CAYDEN BARINGER

Nickname: Cay Jax
Dream Vacation Destination: China
Favorite Movie: Matilda
Favorite Food: Cereal
Favorite Athlete: Steph Curry
Super Power You'd Love to Have: Read Minds

QUICK NOTES

Through a partnership with Team IMPACT, 9-year old **Cayden Baringer** signed with the IUPUI basketball team on Dec. 19, 2018 at a ceremony at the IUPUI Athletics Offices. Baringer, a Carmel-native, was diagnosed with Leukodystrophy in 2017.

Leukodystrophies are a group of rare, progressive, metabolic, genetic diseases that affect the brain, spinal cord and often the peripheral nerves. Each type of leukodystrophy is caused by a specific gene abnormality that leads to abnormal development or destruction of the white matter (myelin sheath) of the brain.

Cayden, his mother Cara, and brothers Liam and Lucas, will be frequent guests to IUPUI games, practices and team events now that he's officially signed with the program.

RECORD BOOKS

CAREER RECORDS

Scoring

Rk.	Pts	Name	Year(s)
1.	2,556	Carlos Knox	1994-98
2.	2,454	Aldray Gibson	1983-87
3.	2,286	Alex Young	2008-12
4.	1,928	Jesse Bingham	1985-89
5.	1,619	George Hill	2004-08
6.	1,558	Jared Lux	1992-95
7.	1,464	Leroy Nobles	2007-11
8.	1,447	Kim King	1978-83
9.	1,395	Todd Schabel	1985-89
10.	1,373	Ron Angevine	1979-83
11.	1,340	Don Carlisle	1997-01
12.	1,319	Brandon Cole	2002-06
13.	1,247	Eric McKay	1982-85
14.	1,182	Charles Price	1997-02
15.	1,170	Odell Bradley	2002-04
16.	1,134	Greg Wright	1987-90
17.	1,131	Robert Glenn	2008-10
18.	1,127	Jeff Roach	1985-88
19.	1,123	Martin Reedus	1987-90
20.	1,103	Bob Woodford	1973-77
21.	1,069	Jaylen Minnett	2017-pr.
22.	1,049	Chad Pate	1991-93
23.	1,042	Darell Combs	2015-17
24.	1,014	Jon Avery	2006-10

Three Point Field Goals Made

Rk.	3FG	Name	Year(s)
1.	238	Brandon Cole	2002-06
2.	226	Jaylen Minnett	2017-pres.
3.	215	Rodney Thomas	1996-00
4.	208	Carlos Knox	1994-98
5.	202	Alex Young	2008-12
6.	196	Gary Patterson	2006-09
7.	186	Leroy Nobles	2007-11
	186	Akeem Clark	2003-05
9.	132	Sean Esposito	2009-13

Three Point Field Goals Attempted

Rk.	3FGA	Name	Year(s)
1.	673	Brandon Cole	2002-06
2.	645	Jaylen Minnett	2017-pres.
3.	576	Alex Young	2008-12
4.	499	Carlos Knox	1994-98
5.	490	Akeem Clark	2003-05
6.	468	Leroy Nobles	2007-11
7.	459	Gary Patterson	2006-09

Rebounds

Rk.	Reb	Name	Year(s)
1.	769	Don Carlisle	1997-01
2.	703	Brandon Cole	2002-06
	703	Jesse Bingham	1985-89
4.	688	Charles Price	1997-02
5.	668	Alex Young	2008-12
6.	639	Tony Long	1987-91
7.	632	Billy Pettiford	2006-10
8.	624	Elyjah Goss	2017-pr.
9.	623	Eric McKay	1982-85
10.	602	Evan Hall	2014-19

Blocked Shots

Rk.	Blk	Name	Year(s)
1.	165	Charles Price	1997-02
2.	118	David Dickey	1994-98
3.	100	Robert Glenn	2008-10
4.	93	Evan Hall	2014-19
5.	89	Alex Young	2008-12
6.	88	Mitch Patton	2010-14
7.	83	Billy Pettiford	2006-10
8.	82	Jon Avery	2006-10
9.	71	Angelo Smith	2005-07
10.	67	Elyjah Goss	2017-pr.
11.	66	Marcellus Barksdale	2011-16
t-12.	64	James Booyer	2003-05
t-12.	64	Don Carlisle	1997-01
t-12.	64	Anthony Winburn	1995-97

SINGLE SEASON RECORDS

Total Rebounds

Rk.	Reb	Name	Year
1.	337	Dale Taylor	1975-76
2.	322	Elyjah Goss	2019-20
3.	294	Jesse Bingham	1988-89
4.	289	Tony Long	1989-90

Rebound Average

Rk.	RPG	Name	Year
1.	12.48	Dale Taylor	1975-76
2.	11.50	Elyjah Goss	2019-20
3.	9.35	Dale Taylor	1976-77
4.	8.94	Eric McKay	1983-84
5.	8.76	Anthony Winburn	1995-96

Double-Doubles (D1 era only)

Rk.	DD	Name	Year
1.	12	Odell Bradley	2003-04
t-2.	10	Elyjah Goss	2019-20
t-2.	10	Josh Murray	2002-03
4.	9	George Hill	2007-08

Threes Made

Rk.	3FG	Name	Year
1.	109	Akeem Clark	2003-04
2.	97	Jaylen Minnett	2019-20
3.	96	Carlos Knox	1997-98
4.	93	Gary Patterson	2007-08
5.	90	Camron Justice	2018-19
6.	84	Bryan Buchanan	2001-02
7.	80	Marcus Burk	2019-20
	81	Brandon Cole	2005-06
9.	78	Jaylen Minnett	2018-19
10.	77	Akeem Clark	2004-05
	77	Josh Mullins	2002-03

SINGLE GAME RECORDS

Rebounds

Rk.	Reb	Name	Date
1.	21	Elyjah Goss vs. IUSB	12-10-2019
2.	20	Michael Boles vs. IUSB	3-7-1993
	20	Austris Purvlicis vs. IPFW	1-18-1975
4.	19	Lyonell Gaines vs. IUN	12-11-2012
5.	18	Elyjah Goss at Oakland	1-25-2020
	18	Elyjah Goss vs. Y'town St.	12-28-2019
	18	Odell Bradley vs. Ball St.	12-20-2003
	18	Rhett Dallas vs. Ind. Tech	1-23-1993
	18	Jesse Bingham vs. Anderson	11-23-1987
	18	Troy Fitts vs. Marian	2-25-1986
11.	17	Elyjah Goss at Green Bay	1-5-2020
	17	Elyjah Goss at Morehead St.	12-4-2019
	17	D.A. Harvey vs. Ind. Tech	11-28-2001
	17	Tony Long vs. S. Indiana	12-10-1989

Blocked Shots

Rk.	Blk	Name	Date
1.	7	John Hester vs. Ind. Tech	1-21-1997
2.	6	Elyjah Goss at Milwaukee	1-3-2020
	6	Charles Price vs. Indiana St.	12-20-2000
	6	Charles Price vs. Wilberforce	11-18-2000
5.	5	16 different times	

Three-Point Percentage

Rk.	Pct	Name	Date
1.	100% (6-6)	Todd Schabel vs. Wright St.	2-2-1987
2.	100% (5-5)	Grant Weatherford at Fresno St.	12-20-2019
3.	85.7% (6-7)	Darell Combs vs. Urbana	12-12-2016
	85.7% (6-7)	Darell Combs vs. IPFW	2-27-2016

Threes Made in a Game

Rk.	3FG	Name	Date
1.	13	Rodney Thomas vs. Wilberforce	2-24-1997
2.	11	Gary Patterson vs. Southern Utah	1-31-2008
3.	9	Gary Patterson vs. Oral Roberts	2-22-2007
	9	Akeem Clark vs. East Tennessee St.	12-27-2003
	9	Carlos Knox vs. Okla. Panhandle St.	1-5-1998
	9	Nick David vs. Virgin Islands	11-22-1997
7.	8	Jaylen Minnett vs. Green Bay	2-6-2020
	8	Marcus Burk at Oakland	1-25-2020
	8	6 other times	

LAST FOUR BOX SCORES

GAME #25 • GREEN BAY 91, IUPUI 85 (INDIANAPOLIS - INDIANA FARMERS COLISEUM)

Green Bay 91 • 12-13,7-5 HL

#	Player	Total		3-Ptr		Rebounds			PF	TP	A		To	Blk	Stl	Min
		FG-FGA	FG-FGA	FT-FTA	FT-FTA	Off	Def	Tot			A	To				
15	Manny Patterson	f	1-6	0-0	0-0	5	1	6	1	2	0	3	1	1	1	17
33	Cody Schwartz	f	3-7	3-5	4-4	1	7	8	3	13	2	0	1	1	1	30
01	Amari Davis	g	9-18	0-0	4-4	4	2	6	3	22	1	1	0	0	0	30
11	JayQuan McCloud	g	8-15	1-3	3-4	0	2	2	3	20	6	3	0	2	3	34
21	Kameron Hankerson	g	4-13	2-6	8-8	1	8	9	0	18	3	2	1	2	3	34
02	Pj Pipes		3-6	2-4	2-2	0	4	4	3	10	2	1	0	0	0	30
12	Josh McNair		0-0	0-0	1-2	1	2	3	1	1	2	0	0	0	0	10
13	Trevian Bell		1-2	1-1	0-0	0	3	3	1	3	0	0	0	1	1	12
30	Hunter Crist		1-2	0-1	0-0	1	0	1	0	2	0	0	0	0	0	3
Team						3	3	6								
Totals			30-69	9-20	22-24	16	32	48	17	91	15	12	3	7	200	
FG % 1st Half: 19-39		48.7%	2nd half: 11-30		36.7%	Game: 30-69		43.5%	Deadball							
3FG % 1st Half: 7-13		53.8%	2nd half: 2-7		28.6%	Game: 9-20		45.0%	Rebounds							
FT % 1st Half: 2-2		100.0	2nd half: 20-22		90.9%	Game: 22-24		91.7%	2							

IUPUI 85 • 6-19,2-10 HL

#	Player	Total		3-Ptr		Rebounds			PF	TP	A		To	Blk	Stl	Min
		FG-FGA	FG-FGA	FT-FTA	FT-FTA	Off	Def	Tot			A	To				
11	KENYON, Brandon	f	0-1	0-1	0-0	0	1	1	2	0	0	0	0	0	0	13
32	GOSS, Elyjah	f	2-6	0-0	0-0	3	11	14	4	4	1	2	0	0	0	39
00	MINNETT, Jaylen	g	11-27	8-18	2-3	0	1	1	3	32	3	3	0	0	0	37
14	BURK, Marcus	g	13-24	2-8	5-6	1	4	5	2	33	3	2	1	1	1	39
23	WEATHERFORD, Grant	g	2-10	2-5	2-2	3	2	5	2	8	6	2	0	0	0	39
10	DePERSIA, Mike		1-3	0-0	1-1	1	1	2	1	3	4	0	0	0	0	14
15	WHITE, Taveion		2-3	0-0	1-2	4	2	6	5	5	0	0	2	0	0	16
20	STOLTZ, Sawyer		0-0	0-0	0-0	0	0	0	1	0	1	0	0	0	0	3
Team						1	0	1								
Totals			31-74	12-32	11-14	13	22	35	20	85	18	9	3	1	200	
FG % 1st Half: 9-31		29.0%	2nd half: 22-43		51.2%	Game: 31-74		41.9%	Deadball							
3FG % 1st Half: 2-13		15.4%	2nd half: 10-19		52.6%	Game: 12-32		37.5%	Rebounds							
FT % 1st Half: 7-9		77.8%	2nd half: 4-5		80.0%	Game: 11-14		78.6%	1,1							

Officials: Peter Juzenas,Lewis Garrison,Bo Boroski
Technical fouls: Green Bay-None. IUPUI-None.
Attendance: 2394

Score by periods	1st	2nd	Total
Green Bay	47	44	91
IUPUI	27	58	85

Last FG - GB 2nd-02:28, IUPUI 2nd-00:01.
Largest lead - GB by 25 1st-06:08, IUPUI by 1 1st-15:56.
GB led for 35:08. IUPUI led for 01:16. Game was tied for 03:36.

Points	In Paint	Off T/O	2nd Chance	Fast Break	Bench
GB	30	6	20	13	16
IUPUI	28	14	14	12	8

Score tied - 4 times.
Lead changed - 4 times.

GAME #26 • MILWAUKEE 80, IUPUI 79 (OT) (INDIANAPOLIS - INDIANA FARMERS COLISEUM)

Milwaukee 80 • 12-13,7-6 Horizo

#	Player	Total		3-Ptr		Rebounds			PF	TP	A		To	Blk	Stl	Min
		FG-FGA	FG-FGA	FT-FTA	FT-FTA	Off	Def	Tot			A	To				
05	C.J. Wilbourn	f	3-4	0-0	2-3	0	2	2	4	8	0	4	0	0	0	20
13	Courtney Brown Jr.	f	4-8	3-6	0-0	1	2	3	3	11	1	1	0	0	0	33
03	Te'Jon Lucas	g	9-19	4-7	9-11	2	10	12	4	31	5	5	0	1	35	
20	Darius Roy	g	2-8	0-3	0-0	1	4	5	5	4	1	2	0	0	0	24
24	Josh Thomas	g	3-9	0-4	0-0	1	4	5	4	6	3	2	0	2	43	
01	DeAndre Abram		3-7	2-3	2-2	1	12	13	0	10	0	3	2	1	34	
02	Harrison Henderson		2-3	0-0	1-2	0	0	0	2	5	0	1	0	0	0	9
10	Arturro Bingham		0-2	0-2	0-0	0	0	0	3	0	1	0	0	1	12	
12	Amir Allen		1-2	0-0	3-4	3	1	4	1	5	0	4	0	0	0	15
Team						2	3	5								
Totals			27-62	9-25	17-22	11	38	49	26	80	11	24	2	5	225	
FG % 1st Half: 15-33		45.5%	2nd half: 11-23		47.8%	OT: 1-6		16.7%	Game: 27-62							
3FG % 1st Half: 7-16		43.8%	2nd half: 2-7		28.6%	OT: 0-2		0.0%	Game: 9-25							
FT % 1st Half: 6-7		85.7%	2nd half: 6-9		66.7%	OT: 5-6		83.3%	Game: 17-22							

IUPUI 79 • 6-20,2-11 Horizo

#	Player	Total		3-Ptr		Rebounds			PF	TP	A		To	Blk	Stl	Min
		FG-FGA	FG-FGA	FT-FTA	FT-FTA	Off	Def	Tot			A	To				
11	KENYON, Brandon	f	1-2	0-1	0-0	0	0	0	2	2	0	1	0	0	0	6
32	GOSS, Elyjah	f	2-5	1-3	2-4	5	8	13	3	7	1	3	1	1	1	40
00	MINNETT, Jaylen	g	8-30	5-19	5-7	0	4	4	3	26	4	4	0	2	44	
14	BURK, Marcus	g	5-20	4-10	9-13	1	3	4	3	23	1	3	1	0	41	
23	WEATHERFORD, Grant	g	4-9	1-3	4-5	1	0	1	5	13	2	1	0	5	34	
01	KEMP, Jakoby		0-0	0-0	1-2	0	0	0	0	1	0	0	0	0	0	5
10	DePERSIA, Mike		1-2	1-2	0-0	0	3	3	1	3	3	1	0	3	26	
15	WHITE, Taveion		2-2	0-0	0-2	4	5	9	4	4	1	0	0	1	26	
20	STOLTZ, Sawyer		0-0	0-0	0-0	0	1	1	0	0	0	0	0	0	0	3
Team						3	3	6								
Totals			23-70	12-38	21-33	14	27	41	21	79	12	13	2	12	225	
FG % 1st Half: 10-32		31.3%	2nd half: 11-27		40.7%	OT: 2-11		18.2%	Game: 23-70							
3FG % 1st Half: 5-19		26.3%	2nd half: 6-15		40.0%	OT: 1-4		25.0%	Game: 12-38							
FT % 1st Half: 8-8		100.0	2nd half: 12-23		52.2%	OT: 1-2		50.0%	Game: 21-33							

Officials: Brian Shore,Edwin Young,Tim Stewart
Technical fouls: Milwaukee-None. IUPUI-None.
Attendance: 1007

Score by periods	1st	2nd	OT	Total
Milwaukee	43	30	7	80
IUPUI	33	40	6	79

Last FG - MKE OT-00:07, IUPUI OT-01:15.
Largest lead - MKE by 13 2nd-17:52, IUPUI by 2 2nd-01:44.
MKE led for 38:06. IUPUI led for 02:28. Game was tied for 04:26.

Points	In Paint	Off T/O	2nd Chance	Fast Break	Bench
MKE	28	12	13	8	20
IUPUI	20	29	15	10	8

Score tied - 5 times.
Lead changed - 6 times.

GAME #27 • NORTHERN KENTUCKY 84, IUPUI 70 (HIGHLAND HEIGHTS, KY. - BB&T ARENA)

IUPUI 70 • 6-21,2-12 Horizo

#	Player		Total		3-Ptr	Rebounds			PF	TP	A	TO	Blk	Stl	Min
			FG-FGA	FG-FGA	FT-FTA	Off	Def	Tot							
11	KENYON, Brandon	f	0-2	0-0	0-0	1	1	2	0	0	0	1	0	0	5
32	GOSS, Elijah	f	2-7	0-1	5-7	4	7	11	2	9	0	0	0	0	37
01	MINNETT, Jaylen	g	4-15	1-6	0-0	0	1	1	1	9	6	1	0	1	33
14	BURK, Marcus	g	11-20	2-7	6-6	0	4	4	4	30	3	2	1	2	39
23	WEATHERFORD, Grant	g	4-9	2-4	0-0	0	3	3	4	10	0	6	0	2	37
01	KEMP, Jakoby		1-2	0-0	2-3	0	2	2	3	4	0	1	0	0	11
10	DePERSIA, Mike		3-3	1-1	1-2	1	1	2	5	8	4	2	0	2	22
15	WHITE, Taveion		0-1	0-0	0-0	2	1	3	4	0	0	1	0	0	15
20	STOLTZ, Sawyer		0-0	0-0	0-0	0	0	0	0	0	0	0	0	0	1
Team						3	0	3				1			
Totals			25-59	6-19	14-18	11	20	31	23	70	13	15	1	7	200
FG % 1st Half: 13-33			39.4%	2nd half: 12-26	46.2%	Game: 25-59			42.4%	Deadball					
3FG	% 1st Half: 4-13		30.8%	2nd half: 2-6	33.3%	Game: 6-19			31.6%	Rebounds					
FT	% 1st Half: 9-12		75.0%	2nd half: 5-6	83.3%	Game: 14-18			77.8%	3					