



2019-2020 IUPUI BASKETBALL GAME NOTES

IUPUI

SCHEDULE/RESULTS

(7-24, 3-15 HORIZON)

Date	Opponent	Result/Time
Oct. 23	# Tiffin (ESPN3)	W, 81-77
Nov. 6	at Butler (FS2)	L, 47-80
Nov. 9	at Bradley (ESPN+)	L, 56-90
Nov. 11	Anderson (ESPN3)	W, 72-55
Nov. 13	^ at South Florida (ESPN3)	W, 70-53
Nov. 20	^ at Loyola (Ill.) (NBCSCH+ / ESPN+)	L, 62-85
Nov. 25	^ vs. Loyola (Md.)	L, 77-81
Nov. 26	^ vs. Southern	L, 77-83
Nov. 30	Evansville (ESPN+)	L, 64-70
Dec. 4	at Morehead St. (ESPN+)	L, 51-56
Dec. 7	at Ball St. (ESPN+)	L, 54-102
Dec. 10	IU South Bend (ESPN3)	W, 80-60
Dec. 14	Purdue Fort Wayne (ESPN+)	W, 74-65
Dec. 20	at Fresno St. (Mountain West Net)	L, 64-95
Dec. 28	* Youngstown St.	L, 73-83
Dec. 30	* Cleveland St. (ESPN+)	L, 80-82
Jan. 3	* at Milwaukee (ESPN3)	L, 74-78
Jan. 5	* at Green Bay (ESPN+)	W, 93-78
Jan. 10	* Wright St. (ESPN3)	L, 70-84
Jan. 12	* Northern Ky. (ESPN+)	L, 71-96
Jan. 18	* UIC (ESPN3)	L, 66-75
Jan. 23	* at Detroit Mercy (ESPN+)	L, 64-76
Jan. 25	* at Oakland (ESPN3)	W, 89-85 (ot)
Jan. 30	* at Cleveland St. (ESPN+)	L, 62-72
Feb. 1	* at Youngstown St. (ESPN3)	L, 76-91
Feb. 6	* Green Bay (ESPN+)	L, 85-91
Feb. 8	* Milwaukee (ESPN+)	L, 79-80 (ot)
Feb. 14	* at Northern Ky. (ESPN+)	L, 70-84
Feb. 16	* at Wright St. (ESPN+)	L, 66-106
Feb. 22	* at UIC (ESPN3)	L, 72-77
Feb. 27	* Oakland (ESPN+)	W, 71-68
Feb. 29	* Detroit Mercy (ESPN+)	L, 88-90
Mar. 3	& at UIC (ESPN+)	8:00 p.m.
Mar. 5	& HL Tourney - Quarterfinals	
Mar. 9	& HL Tourney - Semifinals	
Mar. 10	& HL Tourney - Championship	

denotes exhibition
 * denotes Horizon League games
 ^ part of Cayman Islands Classic
 (first two games on campus sites / last two at Omaha)
 & denotes Horizon League Tournament games
 (quarterfinals on campus sites / semis and finals in Indy)

MEDIA COVERAGE

TV: ESPN+
Video Stream: ESPN+
Audio: IUPUIJags.com
Live Stats: IUPUIJags.com
Twitter: @IUPUIJaguars / @IUPUIMensBball

MBB CONTACT

Ed Holdaway - IUPUI Assistant AD
Email: eholdawa@iupui.edu
Twitter: @EdHoldaway
Cell: 317-908-2645

'03 NCAA TOURNAMENT, 2010 CBI, 2019 CIT

IUPUI (7-24) at UIC (15-16)

Tuesday, March 3, 2020 • 8:00 p.m. • Chicago, Ill. • Credit Union 1 Arena (8,000)



STAT BREAKDOWN

IUPUI		UIC
70.9 / 79.7	PPG / Opp. PPG	68.3 / 69.7
-8.8	Scoring Margin	-1.4
.416 / .459	FG% / Opp. FG%	.439 / .410
35.9 (-3.2)	RPG (Margin)	36.7 (+0.6)
.338 / .367	3FG% / Opp. 3FG%	.343 / .292
.642	FT%	.684
13.6	Assists/G	14.3
13.7 (-1.0)	TO/G (Margin)	15.8 (-3.6)
323 / 328 / 338	NET / KenPom / BPI	231 / 225 / 248

SERIES BREAKDOWN

Overall:	1-8
Rimm vs. UIC:	0-2
in Chicago:	1-4
at IUPUI:	0-4
neutral:	0-0
Last Meeting:	Feb. 22, 2020
Outcome:	UIC 77, IUPUI 72 (Chicago)
Streak:	UIC has won 3

THE JAGUARS



PROBABLE STARTERS (based on last game)

No.	Name	Yr.	Pos.	Ht.	Hometown	PPG	RPG	APG	FG%	3FG%	FT%
0	Jaylen Minnett	Jr.	G	6-1	Terre Haute, Ind.	16.7	3.2	3.5	.363	.365	.767
14	Marcus Burk	Jr.	G	6-3	Indianapolis, Ind.	21.3	3.5	2.0	.433	.382	.780
23	Grant Weatherford	Jr.	G	6-2	Cicero, Ind.	9.2	4.7	2.9	.434	.338	.593
30	Zo Tyson	Gr.	F	6-9	Fayetteville, N.C.	3.6	3.0	0.3	.574	---	.643
32	Elyjah Goss	Jr.	F	6-7	Bolingbrook, Ill.	9.2	11.7	0.9	.498	.063	.540

OFF THE BENCH

1	Jakoby Kemp	Jr.	F	6-8	Layton, Utah	1.7	0.9	0.2	.350	.333	.667
2	Jamil Jackson Jr.	Jr.	G/F	6-6	Minneapolis, Minn.	3.6	1.3	0.5	.270	.200	.667
10	Mike DePersia	Fr.	G	5-11	Cherry Hill, N.J.	2.6	2.3	2.6	.346	.121	.526
11	Brandon Kenyon	So.	F	6-10	Caledonia, Ontario	1.9	1.0	0.1	.379	.182	.727
12	Marlon Taylor	R-Fr.	G/F	6-5	South Bend, Ind.	0.3	0.5	0.4	.333	---	---
13	Isaiah Williams	Jr.	G/F	6-8	Dayton, Ohio	8.0	4.4	1.3	.419	.364	.538
15	Taveion White	Fr.	F	6-7	Prosper, Texas	1.0	1.7	0.1	.474	---	.182
20	Sawyer Stoltz	Fr.	F	6-9	Huntington, Ind.	0.0	0.4	0.1	.000	---	---

QUICK HITTERS

- IUPUI enters the Horizon League Tournament as the No. 9 seed after going 3-15 in league play. The Jaguars collected road wins at Green Bay and Oakland and a regular season sweep of the Golden Grizzlies with last week's home victory over OU. Ironically, the Jags would travel to Green Bay for a quarterfinals round game on Thursday night (Mar. 5) with a first round victory over UIC tonight.
- Junior guard **Marcus Burk** (2nd team) and junior forward **Elyjah Goss** (All-Defensive Team) recently collected postseason honors from the Horizon League, as announced on Monday (Mar. 2).
- Junior **Jaylen Minnett** recently set new IUPUI records for threes in a season (111) and career (240) with his six makes against Detroit Mercy on Saturday (Feb. 29). Minnett owns the fourth-longest streak in NCAA history, having made at least one trey in 67 straight games, dating back to his freshman season. He currently ranks No. 5 in the country, making 3.58 threes per game.
- Elyjah Goss**, who ranks No. 2 in the country in total boards (362) and No. 5 in rebounding average (11.7 rpg). At UIC, Goss set the program's single-season record for total rebounds, surpassing Dale Taylor's record (337 in 1975-76) as part of his 18-rebound effort. Goss grabbed a school record 21 rebounds against IU South Bend on Dec. 10, surpassing the previous mark by a single board. He's led IUPUI in rebounding in 28 of 31 games, including 24-in-a-row entering today's contest. Goss has climbed to No. 6 on the program's all-time list in career boards, having grabbed 664.
- Both **Jaylen Minnett** (t-2nd in the country - 111 total) and **Marcus Burk** (14th - 89) rank among the nation's elite in total 3s made. The duo is tops nationally for combined 3s made (200), 14 ahead of the UTSA tandem of Jhivvan Jackson and Keaton Wallace (186).
- Minnett tallied his 1,000th career point against Green Bay on Feb. 6 as part of a career-high 32 point effort, becoming the 24th member in school history and 16th to do so in three seasons or less. The Terre Haute-native is also No. 2 on the program's all-time list career treys, having made 234, trailing only Brandon Cole's 238.
- IUPUI boasts a pair of 1,000 point scorers as Burk (1,437) and Minnett (1,125) both hit the milestone this season. Burk ranks 16th among juniors in total points while Minnett has moved into the top 20 on IUPUI's all-time list.

2019-2020 ROSTER

NUMERIC ROSTER

##	Name	Pos.	Ht.	Wt.	Yr.	Hometown/High School (Previous)
0	Jaylen Minnett	G	6-1	180	Jr.	Terre Haute, Ind./Terre Haute South
1	Jakoby Kemp	F	6-8	190	Jr.	Layton, Utah/Layton (Salt Lake C.C.)
2	Jamil Jackson Jr.	G/F	6-6	190	Jr.	Minneapolis, Minn./Minneapolis North (Southern Utah)
10	Mike DePersia	G	5-11	170	Fr.	Cherry Hill, N.J./Haddonfield Memorial
11	Brandon Kenyon	F/C	6-10	225	So.	Caledonia, Ontario/RISE Prep
12	Marlon Taylor	G/F	6-5	220	R-Fr.	South Bend, Ind./Riley (Indiana State)
13	Isaiah Williams	G/F	6-8	225	Jr.	Dayton, Ohio/Stivers School for the Arts (Pensacola St.)
14	Marcus Burk	G	6-3	205	Jr.	Indianapolis, Ind./Franklin Central
15	Taveion White	F	6-7	190	Fr.	Prosper, Texas/PHS Academy
20	Sawyer Stoltz	F	6-9	200	Fr.	Huntington, Ind./Huntington North
23	Grant Weatherford	G	6-2	195	Jr.	Cicero, Ind./Hamilton Heights (Midland College)
30	Zo Tyson	F	6-9	195	Gr.	Fayetteville, N.C./Trinity Christian (Colorado State)
32	Elyjah Goss	F	6-7	195	Jr.	Bolingbrook, Ill./Plainfield East

ROSTER BREAKDOWNS

BY CLASS-

Freshmen: 4
Juniors: 7

Sophomores: 1
Seniors: 1

BY PRIMARY POSITION-

Guards: 7
Centers: 0

Forwards: 6

BY HOME STATE-

Indiana: 5
Minnesota: 1
North Carolina: 1
Ontario: 1
Utah: 1

Illinois: 1
New Jersey: 1
Ohio: 1
Texas: 1

PRONUNCIATION GUIDE

ELYJAH Goss

(same as Elijah)

Jaylen **MINNETT**

(min-**NET**)

TAVEION White

(**TAY**-vee-on)


RADIO / TV ROSTER



#0 - JAYLEN MINNETT
6-1 // Jr. // G
Terre Haute, Ind.
Sports Management




#1 - JAKOBY KEMP
6-8 // Jr. // F
Layton, Utah
General Studies




#2 - JAMIL JACKSON JR.
6-6 // Jr. // G/F
Minneapolis, Minn.
General Studies




#10 - MIKE DePERSIA
5-10 // Fr. // G
Haddonfield, N.J.
Biomedical Engineering



#11 - BRANDON KENYON
6-10 // Soph. // F/C
Caledonia, Ontario
Criminal Justice



#12 - MARLON TAYLOR
6-5 // R-Fr. // G/F
South Bend, Ind.
Pre-Engineering




#13 - ISAIAH WILLIAMS
6-8 // Jr. // G/F
Dayton, Ohio
General Studies




#14 - MARCUS BURK
6-3 // Jr. // G
Indianapolis, Ind.
General Studies



#15 - TAVEION WHITE
6-7 // Fr. // F
Prosper, Texas
Business



#20 - SAWYER STOLTZ
6-9 // Fr. // F
Huntington, Ind.
Biology



#23 - GRANT WEATHERFORD
6-2 // Jr. // G
Cicero, Ind.
General Studies



#30 - ZO TYSON
6-9 // Gr. // F
Fayetteville, N.C.
Sports Journalism

Interim Head Coach: Byron Rimm II, 1st season (2nd year at IUPUI)

Assistant Coach: Matt Dunn, 2nd season


Assistant Coach: Isaac Loechle, 2nd season

Assistant Coach: Brian Burton, 1st season

Director of Operations: Aaron Evans, 1st season

Strength & Conditioning Coach: Jason Quarles, 6th season

Athletic Trainer: Joseph Medel, 1st season



#32 - ELYJAH GOSS
6-7 // Jr. // F
Bolingbrook, Ill.
Sports Management

POLLS

ASSOCIATED PRESS

Week 18 - Mar. 2

Rank Team (1st)

1.	Kansas (64)
2.	Gonzaga
3.	Dayton
4.	Baylor
5.	San Diego State
6.	Kentucky
7.	Florida State
8.	Seton Hall
9.	Maryland
10.	Louisville
11.	Creighton
12.	Duke
13.	Oregon
14.	Villanova
15.	BYU
16.	Michigan State
17.	Auburn
18.	Iowa
19.	Ohio State
20.	Penn State
21.	Houston
22.	Virginia
23.	Illinois
24.	Wisconsin
25.	Michigan

COACHES

Week 18 - Mar. 2

Rank Team (1st)

1.	Kansas (32)
2.	Gonzaga
3.	Dayton
4.	Baylor
5.	San Diego State
6.	Kentucky
7.	Seton Hall
8.	Florida State
9.	Maryland
10.	Louisville
11.	Duke
12.	Villanova
13.	Oregon
14.	Creighton
15.	Auburn
16.	BYU
17.	Michigan State
18.	Iowa
19.	Ohio State
20.	Penn State
21.	Houston
22.	Virginia
23.	Illinois
24.	Wisconsin
25.	Butler

MID-MAJOR TOP 25

February 24

Rk	Team (1st)	Record	Pts.	Prev.	Conf.
1.	Gonzaga (30)	27-2	774	1	West Coast
2.	ETSU	25-4	713	2	Southern
3.	BYU (1)	23-7	705	7	West Coast
4.	Yale	20-6	642	5	Ivy League
5.	Liberty	26-3	641	6	ASUN
6.	Saint Mary's	23-6	627	4	West Coast
7.	Northern Iowa	23-5	600	3	Missouri Valley
8.	Stephen F. Austin	24-3	544	9	Southland
9.	UNCG	23-6	516	10	Southern
10.	New Mexico State	22-6	486	11	Western Athletic
11.	Furman	23-6	484	8	Southern
12.	Akron	21-6	423	14	Mid-American
13.	Hofstra	22-7	347	15	Colonial
14.	Wright State	24-6	334	12	Horizon
15.	Vermont	22-7	332	13	America East
16.	Belmont	22-7	317	16	Ohio Valley
17.	Bowling Green	20-7	202	18	Mid-American
18.	Little Rock	19-9	182	21	Sun Belt
19.	Murray State	20-8	170	17	Ohio Valley
20.	South Dakota State	22-8	149	23	Summit
21.	Austin Peay	19-10	138	19	Ohio Valley
22.	Colgate	22-7	135	24	Patriot
23.	Loyola Chicago	19-10	98	20	Missouri Valley
24.	Harvard	18-7	97	25	Ivy League
25.	Montana	17-10	65	NR	Big Sky

HORIZON LEAGUE PRESEASON POLLS

PL. School (1st-place) - Votes

1.	Wright State (28) - 350
2.	Northern Kentucky (5) - 295
3.	UIC (1) - 280
4.	Oakland (1) - 229
5.	Green Bay - 207
6.	Youngstown State - 186
7.	Milwaukee - 146
8.	Detroit Mercy - 133
9.	IUPUI - 92
10.	Cleveland State (1) - 62

Preseason POTY: Antoine Davis, Detroit Mercy

First Team (alphabetical order by school)

Antoine Davis, Detroit Mercy
Jalen Tate, Northern Kentucky
Xavier Hill-Mais, Oakland
Tarkus Ferguson, UIC
Loudon Love, Wright State

Second Team (alphabetical order by school)

JayQuan McCloud, Green Bay
Tyler Sharpe, Northern Kentucky
Marcus Ottey, UIC
Bill Wampler, Wright State
Darius Quisenberry, Youngstown State

HORIZON LEAGUE

HORIZON LEAGUE STANDINGS

through games on Mar. 2

Team	Overall (Pct.)	HL (Pct.)
#1 Wright State	25-6 (.806)	15-3 (.833)
#2 Northern Ky	21-9 (.700)	13-5 (.722)
#3 Green Bay	16-15 (.516)	11-7 (.611)
#4 UIC	15-16 (.484)	10-8 (.556)
#5 Youngstown State	17-14 (.548)	10-8 (.556)
#6 Oakland	13-18 (.419)	8-10 (.444)
#7 Cleveland State	11-20 (.355)	7-11 (.389)
#8 Milwaukee	12-18 (.400)	7-11 (.389)
Detroit Mercy	8-23 (.258)	6-12 (.333)
#9 IUPUI	7-24 (.226)	3-15 (.167)

HORIZON LEAGUE SCHEDULE

Date	Game	Time
3/3	Milwaukee at Youngstown St.	7pm
	Cleveland St. at Oakland	7pm
	IUPUI at UIC	8pm
3/5	tbd at tbd	7pm
	tbd at Green Bay	8pm
3/9	tbd vs. Wright State	7pm
	tbd vs. Northern Ky.	9:30pm
3/10	HL Championship Game	7pm

HORIZON LEAGUE POSTSEASON AWARDS

Player of the Year: Loudon Love, Wright St.

Coach of the Year:

Dennis Gates, Cleveland St. & Scott Nagy, Wright St.

Freshman of the Year: Amari Davis, Green Bay

Defensive Player of the Year: Jalen Tate, Northern Ky.

Sixth Player of the Year: Devin Morgan, Youngstown St.

All-League First Team (alphabetical by school)

Antoine Davis, Detroit Mercy
JayQuan McCloud, Green Bay
Xavier Hill-Mais, Oakland
Loudon Love, Wright St.
Darius Quisenberry, Youngstown St.

All-League Second Team (alphabetical by school)

Marcus Burk, IUPUI
Te'Jon Lucas, Milwaukee
Tyler Sharpe, Northern Ky.
Tarkus Ferguson, UIC
Bill Wampler, Wright St.

All-League Third Team (alphabetical by school)

Amari Davis, Green Bay
Jalen Tate, Northern Ky.
Dantez Walton, Northern Ky.
Cole Gentry, Wright St.
Algevon Eichelberger, Cleveland St.

All-Freshman Team (alphabetical by school)

Amari Davis, Green Bay
C.J. Wilbourn, Milwaukee
Blake Lampman, Oakland
Grant Basile, Wright St.
Tanner Holden, Wright St.

All-Defensive Team (alphabetical by school)

Chris Brandon, Detroit Mercy
Elyjah Goss, IUPUI
Jalen Tate, Northern Ky.
Marcus Ottey, UIC
Garrett Covington, Youngstown St.

IUPUI IN HORIZON LEAGUE STATS

through games on Mar. 2 [denotes NCAA ranking]

Category	HL [Nat Rk.]	Stat
Scoring	6th	70.9 ppg
Scoring Defense	9th	79.7 ppg
Scoring Margin	10th	-8.8 ppg
Rebounding Margin	10th	-3.2 rpg
Field Goal %	8th	41.6%
3Pt Field Goal %	4th	33.8%
Free Throw %	10th	64.2%
Assists	5th	13.58 apg
Turnovers	7th	13.71 to/g
Turnover Margin	7th	-1.00 to/g
Assist/TO Ratio	5th	0.99 a/to
Blocked Shots	9th	2.48 bpg
Steals	4th	6.55 spg
Offensive Rebounds	5th	11.55 rpg
Defensive Rebounds	9th	24.39 rpg
Home Attendance	10th	1,205/gm

Category Rank Stat

Scoring		
Burk	2nd	21.32 ppg
Minnett	6th	16.68 ppg

Rebounding		
Goss	1st	11.68 rpg

FG Percentage		
Burk	5th	43.3%
Minnett	10th	36.3%

Assists		
Minnett	6th	3.52 apg
Weatherford	11th	2.94 apg
DePersia	15th	2.65 apg

FT Percentage		
Burk	9th	78.0%

Steals		
Weatherford	5th	1.65 spg
Minnett	13th	1.23 spg
Burk	14th	1.19 spg

3FG Percentage		
Burk	1st	38.2%
Minnett	2nd	36.5%

3FG Made		
Minnett	1st	3.58/game
Burk	3rd	2.87/game

Blocked Shots		
Goss	5th	1.06 bpg

Assist-to-Turnover Ratio		
Minnett	7th	1.35 a/to

Offensive Rebounds		
Goss	2nd	3.90 rpg

Defensive Rebounds		
Goss	1st	7.77 rpg

Minutes		
Minnett	3rd	35.25 mpg
Burk	4th	34.95 mpg
Weatherford	6th	34.38 mpg
Goss	15th	31.20 mpg

20-Point Games		
Burk	2nd	18 total
Minnett	t-10th	7 total

Double Digit Rebound Games		
Goss	1st	22 total

Double-Doubles		
Goss	1st	12 total

BURK, GOSS HONORED

It was announced on Monday (Mar. 2) that junior guard Marcus Burk was voted Horizon League Second Team and Elijah Goss was chosen to the league's five-man All-Defensive Team.

Burk finished the regular season ranked second in the league and No. 14 nationally in scoring (21.3 ppg) while leading the league in three-point percentage (38.2%) and ranking third in threes made (2.87/game). He's registered 18 games of 20 or more and four games of 30 or more, including a career-high 39 at Oakland earlier this season.

Goss closed the regular season ranking No. 2 in the country with a school record 362 rebounds. He leads the league and ranks No. 5 nationally by grabbing 11.7 rebounds per game, including a league-best 7.8 off the defensive glass. He owns a league-high 12 double-doubles and ranks No. 5 in the league in blocked shots (33).

DAZZLING DUO

It's hard to talk about IUPUI hoops without exploring the achievements of the junior duo of Marcus Burk and Jaylen Minnett this season.

- The duo leads the country in threes made (200 total: Minnett - 111, Burk - 89) and rank Nos. 2 and 5 in the Horizon League in scoring (Burk - 2nd - 21.3 / Minnett - 6th - 16.7 ppg).

- The duo has seen both score 30 points in a single-game twice this season - a feat has been accomplished just three times all year, and twice by IUPUI's top scorers.

Jan. 23 - Austin Peay vs. Tennessee St. - Terry Taylor (37 pts) & Jordyn Adams (37 pts)
Jan. 25 - IUPUI at Oakland - Marcus Burk (39 pts) & Jaylen Minnett (30 pts)

Feb. 6 - IUPUI vs. Green Bay - Marcus Burk (33 pts) & Jaylen Minnett (32 pts)

It marked the first time in the program's Division I era (1998-present) that two IUPUI players tallied 30 or better in the same game.

- Burk leads the league in three-point percentage (38.2%) and is third in threes made at 2.87/game and Minnett is tops in threes made (3.58/game) and second in percentage (36.5%).

- Burk is fifth among active juniors (32nd among all players) in college basketball with 247 career treys and Minnett is sixth on that list (40th overall) with 240 makes. Minnett took over as IUPUI's single-season (111) and career (240) leader in threes made in Jaguars last game against Detroit Mercy (Feb. 29).

- Burk and Minnett are accounting for the bulk of the Jaguars' offense, having taken 53 percent of the team's field goal attempts (1001 of 1886) and 74 percent of the team's three-point attempts (537 of 725). In addition, the duo has accounted for 54 percent (1178 of 2197) of the team's total points.

GRANT GRADES OUT

It was announced last Thursday that IUPUI junior Grant Weatherford was voted to the Horizon League's All-Academic Team, joining Jamie Ahale (UIC), Dantez Walton (NKU), Cole Gentry (WSU) and Bill Wampler (WSU). Weatherford has already completed his undergraduate degree in General Studies/Liberal Arts and currently owns a 3.67 grade point average while pursuing a graduate degree in Organizational Leadership.

TRENDS

-IUPUI has been fantastic offensively of late and, for the first time all season, is riding back-to-back games in which it shot better than 50 percent from the floor.

-The Jags had a season-high 48 points in the paint in Saturday's loss to Detroit Mercy, fueled by career-high efforts from both Elijah Goss (23) and Zo Tyson (11).

-Grant Weatherford has 19 assists against just four turnovers in the Jaguars' last four games and IUPUI has delivered 50 assists against just 27 turnovers in the past three games.

RECORDS FALL

This season has already seen some records fall for some IUPUI individuals, most notably that Jaylen Minnett recently took over as IUPUI's single-season (111) and career (240) record holders for threes made. In addition, junior Elijah Goss has grabbed a single-season record 362 rebounds this season and moved into No. 6 on the program's all-time list in that category.

MR. 1,000

Junior Marcus Burk netted his **1,000 collegiate point** in the Dec. 14 win over Purdue Fort Wayne with a three-point play at the 12:57 mark of the first half. Burk, an Indianapolis-native, tallied 776 in two seasons at Campbell and now has 661 this season, giving him 1,437 in his collegiate career.

Here are some more tidbits on Burk:

- Burk has been IUPUI's top offensive player all season, ranking No. 2 in the Horizon League in scoring (21.3 ppg) and leading the league in three-point percentage (38.2%). He also ranks third in the league in threes made (2.87/game) and ninth in free throw percentage (78.0%).

- Burk has four 30-point games this season, including a career-high 39 at Oakland (12-24 FG, 8-15 3's, 7-10 FT) on Jan. 25. Three of the four have come in league play.

- While Burk is averaging 21 points per game, no IUPUI player has averaged 20 points per game or better for an entire season since Alex Young averaged 20.4 points per game in 2011-12. Only three players - Odell Bradley (23.1, 2003-04), George Hill (21.5, 2007-08) and Young (20.4, 2011-12) - have averaged better than 20 points per game during the Jaguars' Division I era.

NO. 0 HITS 1,000

Junior Jaylen Minnett became the 24th player in program history to achieve 1,000 career points in an IUPUI uniform on Feb. 6 as part of a career-high 32-point effort. Minnett enters today's game with 1,125 career points, ranking No. 19 on the program's all-time list. He is the 16th player to hit for 1,000 points in three seasons or less.

He's also taken over as the program's all-time list in threes made:

	240	2017-pres.
1.) Jaylen Minnett	238	2002-06
2.) Brandon Cole	215	1996-00
3.) Rodney Thomas	208	1994-98
4.) Carlos Knox	202	2008-12
5.) Alex Young		

Some other tidbits on Minnett include:

- He currently owns the nation's **second-longest streak** of consecutive games with at least one made three at 67 games, **which is the fourth-longest in NCAA history**... Minnett made at least one trey in all 33 games last season and the final three games of the 2017-18 season... the last time Minnett went without a three in a game was against Oakland on Feb. 19, 2018 when he was held without a triple in 14 minutes.

Here's the list of the longest streaks of threes made in NCAA Division I history:

1.) Cory Bradford (Illinois)	ended Feb. 10, 2001	88 straight games / B10 record
2.) Mack Smith (Eastern Ill.)	active streak	79 straight games / OVC record
3.) Wally Lancaster (Va. Tech)	ended 1989	73 straight games / ACC record
4.) Jaylen Minnett (IUPUI)	active streak	67 straight games / HL record
5.) Marshall Henderson (Ole Miss)	ended 2014	66 straight games / SEC record
6.) Justin Jaworski (Lafayette)	ended 2020	64 straight games / Patriot record

- Minnett is currently one of six players in the country to have made 100 threes this season, joining McNeese's Dru Kuxhausen (120), Marquette's Markus Howard (111), UTSA's Jhivvan Jackson (105), CSUN's Terrell Gomez (104) and UDM's Antoine Davis (101). -Minnett's 78 3's made last season was the 7th-highest single-season total in IUPUI history and his 100 this season are second-most in school history.

- His 7.1 ppg scoring average as a freshman in 2017-18 was the highest by an IUPUI rookie since Alex Young average 10.8 points per game in 2008-09.

- His 51 made 3's in 2017-18 were the most by an IUPUI freshman in the program's Division I era (1998-present).

MR. WINDEX

Junior Elijah Goss is currently **second in the nation** with 362 rebounds, having surpassed the IUPUI single-season record of 337 by Dale Taylor in 1975-76. He ranks No. 5 nationally in rebounding at 11.7 per contest and owns six of the eight highest single-game totals in the Horizon League this season, including grabbing a school record 21 against IUSB (Dec. 10), 18 three times and 17 twice. His 21 boards against IUSB is tied for the eighth-highest single-game total in NCAA Division I this season.

All total, Goss has led the Jaguars in rebounds in 28 of the team's 31 games and 24-in-a-row.

Five games into this season, he was averaging 6.0 rebounds per game, but has since grabbed at least 10 boards in 20 of the Jaguars' 25 games and all but one league contest. In league play, Goss leads the league in rebounding (13.4 rpg) and has eight double-doubles in 17 games. He now has 14 career double-doubles, including 11 this season, which is second-most in a season in IUPUI's Division I era.

SLIM MARGINS

IUPUI is now 2-10 this season in games decided by two possessions (six points) or fewer and 2-6 in Horizon League games decided by six or less. The two victories have both come against Oakland following last Thursday's 71-68 win over OU.

ROOKIE RECORD

Freshman Mike DePersia has handed out an IUPUI record 81 assists this season - the most by a freshman during the Division I era. The previous record was Taj Hawkins, who delivered 71 in 1998-99. The program's all-time freshman record is 106, distributed by Chad Pate in 1991-92.

LOTS O' KIDS

IUPUI packed in more than 2,000 third-graders at Thursday's 3rd annual NCAA 'Readers Are Leaders' game to celebrate a yearlong partnership and commitment to reading. IUPUI is now 2-1 in the 'Readers Are Leaders' games and have upped the attendance number in each of the three years. Below are the results from the three events.

Feb. 6, 2020 - Green Bay 91, IUPUI 85 // attendance 2,394
Jan. 24, 2019 - IUPUI 73, Oakland 71 // attendance 2,285
Feb. 23, 2018 - IUPUI 66, Wright State 56 // attendance 2,263

DUELING DOUBLE-DUBS

Both Marcus Burk (25 pts, 10 reb) and Elijah Goss (15 pts, 12 reb), had double-doubles in the Jan. 23 loss at Detroit Mercy. It marked the 1st time two IUPUI players had a double-double in the same game since Jan. 2, 2014 when Donovan Gibbs (32 pts, 11 reb) and Khufu Najee (11 pts, 11 reb) both had double-doubles in a win over Judson.

BETTER THAN ALL THE REST

IUPUI's early season win at South Florida (70-53 on Nov. 13) was widely considered the best non-conference victory by a Horizon League team this season. The Jags entered play as a 17-point underdog before defeating the AAC foe by 17 points. In addition, it was IUPUI's first-ever victory over an AAC opponent in program history.

IUPUI has two wins this season as a double-digit underdog as IUPUI was a 10-point underdog prior to beating Green Bay, 93-78.

THE BEST ABILITY...

...is availability. IUPUI players have struggled to stay healthy and available this season as only five players - Burk, Minnett, DePersia, Goss and Weatherford - have played all 30 games. Redshirt freshman Marlon Taylor is the only other IUPUI player who has been available for all 30 games.

BASKETBALL CENTRAL

IUPUI will be a big part of the center of the college basketball universe this March as the 2020 Horizon League Championships will be played at the Indiana Farmers Coliseum on Mar. 9-10 and the department will later serve as institutional co-host of an NCAA Men's Basketball Regional at Lucas Oil Stadium on Mar. 26-28, alongside the Horizon League and Indiana Sports Corporation.

Both the men's and women's Horizon League Semifinals (Mar. 9) and Championship games (Mar. 10) will be played at Indiana Farmers Coliseum as 2020 marks the first of a three-year rotation.



NEWS, NOTES & STORYLINES (CONT.)

STORY TELLER

In IUPUI's seven wins this season, the Jags have held opponents to 38 percent shooting overall and 27.2 percent from three-point range while making 7.4 threes per game. In addition, Burk (25.9 ppg) and Minnett (20.9 ppg) have been lethal in Jaguar wins.

In the Jaguars' 24 losses, foes have shot 48.4 percent overall and 39.8 percent from beyond the arc while making 9.5 threes per game. Twelve of the 24 opponents to have beaten the Jags have shot 50 percent or better from the floor.

FREEBIES

IUPUI enters play ranked 328th of 350 teams in free throw percentage at 64.2 percent, which is on pace to be the lowest mark in the program's Division I era. The current low mark was a 65.4 percentage for the 2008-09 season. The lowest single-season mark on record in program history was a 62.7 percentage in the 1976-77 campaign.

STARTERS DOING IT ALL

Head coach Byron Rimm has shown a reluctance to delve too deeply into his bench as IUPUI reserves accounted for just 10.0 points per game this season. IUPUI is getting just 14 percent of its points from reserves and has had 17 games in which the bench has provided fewer than 10 points. The IUPUI bench has outscored the opposition's just twice this season as opponents' benches are averaging 22.9 points per game against the Jags.

The Jags' bench has scored a season-high 29 points at Wright State on Feb. 16, fueled by Minnett coming off the bench for 18 and Weatherford scoring nine.

GRADE CHECKS

Six different Jaguars posted a grade point average of 3.0 or better during the fall - Mike DePersia, Elijah Goss, Brandon Kenyon, Sawyer Stoltz, Grant Weatherford and Taveion White. Weatherford, who is pursuing his Master's degree in Organizational Leadership, had the team's top GPA for the fall at 3.67. Kenyon and Weatherford were recently named to the Horizon League's Academic Honor Roll for the fall semester.

FAMILY TIES

-DePersia comes from a notable basketball family in the state of New Jersey and he and his brothers - twins Rob and Nick - are one of just four sets of siblings in NJ high school basketball history to have all scored 1,000 points in their high school careers. DePersia led his Haddonfield squad to back-to-back state titles his junior and senior seasons. His two brothers went on to play collegiately at Rowan University and were named the Albert Carino Boys Basketball Club of South Jersey Small College Players of the Year last April while playing for former Penn State standout Joe Crispin. Rob recently joined the Villanova program as a graduate assistant.

-Kemp's older brother is a WR with the Kansas City Chiefs, Marcus Kemp. Kemp played at the University of Hawaii and is now in his second season with the Chiefs, having joined the team as an undrafted free agent in 2017.

PRO NOTES

In addition to the success that former IUPUI Jaguar George Hill is continuing to have in his 12th NBA season, IUPUI presently has seven former players playing professionally all over the world.

George Hill / Milwaukee Bucks (NBA); Darell Combs / Mgzavrebi (Georgia Superleague); Alex Young / Al Ahly (Egyptian Superleague); Ahmed Ismail / Al Ahly (Egyptian Superleague); D.J. McCall / Fort Wayne Mad Ants (G-League); Robert Glenn / H.Galilee (Israeli National League); Maurice Kirby / Shoot it Dragon (Thailand TBL)

AT THE HORN

Winning games at the horn has been a staple of recent IUPUI squads. In the past five seasons, IUPUI has won five games in the closing seconds, including three as time expired:

P.J. Boutte - 15' floater at the horn vs. Ball State (71-69 / Nov. 22, 2014)

Marcellus Barksdale - layup at the horn at IPFW (84-82 / Jan. 23, 2016)

Jordan Pickett - wing 3 with :02 vs. NDSU (73-72 / Jan. 31, 2016)

Darell Combs - wing J with :01.5 vs. SDSU (85-83 / Jan. 18, 2017)

Evan Hall - layup at the horn vs. Milwaukee (72-71 / Jan. 10, 2018)

21 UP

Last February, Hall of Famer Matt Crenshaw became just the 3rd player in school history to have his jersey retired, joining #34 Carlos Knox and #3 George Hill, in the rafters.

Crenshaw finished as the program's all-time leader in assists and hit the game-winning shot in the 2003 Mid-Continent Conference Tournament to send IUPUI to the NCAA Tournament. He later played overseas and returned to IUPUI as a longtime member of the coaching staff before joining the Ball State coaching staff just prior to the start of last season.

Hill was among those to attend the festivities.



HUNTER TO THE HALL

Longtime IUPUI head coach Ron Hunter was inducted as part of the Jaguars' Hall of Fame Class of 2019 last February.

Hunter, now the head coach at Tulane University, guided the IUPUI basketball program from 1994-2011 and is the program's all-time leader in wins (275), winning percentage (.557), games coached (494), winning seasons (11) and 20-win seasons (4). He guided IUPUI to its only ever NCAA Division I NCAA Tournament appearance in 2003. Led by future NBAer George Hill, his 2007-08 team won a school record 26 games and two years later, his team went 25-11 and collected the program's first-ever Division I postseason win. He was a two-time league Coach of the Year and clearly elevated the program during his tenure.

He earned national acclaim for his work with Samaritan's Feet as the first in the country to coach a game in his bare feet in January 2008 to raise awareness for those in need. He later personally delivered shoes to individuals in Peru and Costa Rica. He collected numerous honors for his philanthropic work including being named a 2008 ABC News Person of the Year, the 2010 Indiana Pathfinder Award recipient and an NABC Guardians of the Game Pillar Award for Service.

UNIVERSITY QUICK FACTS

Location	Indianapolis, Ind.
Founded	1969
Nickname	Jaguars
Colors	Red, gold & black
Enrollment	30,000
Affiliation	NCAA Division I
Conference	The Horizon League
Home Facility (Cap.)	Indiana Farmers Coliseum (6,800)
Chancellor	Dr. Nasser Paydar
Athletics Director	Dr. Roderick Perry
Website	www.IUPUIJags.com
Twitter	@IUPUIJaguars
Athletics Phone	(317) 278-5247
Mailing Address	1000 Waterway Blvd. Indianapolis, IN 46202

BASKETBALL HISTORY

First Yr. of basketball	1972
Seasons of basketball	48th
Seasons of Division I basketball	22nd
Division I (1998-pres.) Record	275-302 (.477)
NCAA Appearances	1
Last NCAA Appearance	2003
Last Postseason Appearance	2019 (CIT - First Round)

UNIVERSITY NOTES

ABOUT THE UNIVERSITY

IUPUI is a public research university located in downtown Indianapolis that is the result of a merger of the Purdue Indianapolis Extension Center (1946) and Indiana University Indianapolis (1916). The merger was completed in 1969 and athletics began in 1972.

The university offers more than 200 degree programs and boasts an enrollment over 30,000 (22,000 undergrad and 8,000 postgrad). The university also boasts an endowment of more than \$850 million.

The university is ranked among the Top 200 "National Universities" and ranked 7th for "Up and Coming Schools." U.S. News has ranked IUPUI among the nation's elite for 13 straight years.

All total, the campus covers 509 acres and is located along Indy's Cultural Trail.

IUPUI includes the nation's largest nursing school, the second largest medical school in the country, the only dental school in the state, and the country's oldest school of physical education. IUPUI is among the top 20 campuses in the nation for graduate professional degrees conferred

ATHLETIC PROWESS

IUPUI was a primary beneficiary of the 1987 Pan-American Games in Indianapolis and continues to boast some world renowned facilities.

The IU Natatorium is located on the IUPUI campus and is among the best swimming & diving facilities in the world. It has hosted the U.S. Olympic Team Trials four different times and 12 NCAA National Championship meets. In addition, the 2017 World Juniors were held at IUPUI and 16 world records have been set in the Natatorium water.

Adjacent west is the Michael A. Carroll Track & Soccer Stadium which has hosted several USA Outdoor Track & Field Championships and NCAA Championships, along with the 1988 US Olympic Trials. Florence Griffith-Joyner set the 100m world record of 10.49 on the track.

In basketball circles, IUPUI is best known as the long-time host of the Nike All-American Camp, which was held on campus for two decades. The nation's top prep players and coaches from every level converged on campus for two weeks each summer in what was considered the elite college recruiting event of the year. Alum included LeBron James, Chris Webber, Allen Iverson, Kevin Garnett, Jason Kidd and Paul Pierce, among many others.

GEORGE HILL

IUPUI's best known basketball alum is current NBAer George Hill, who is in his 12th year in the league this season. Hill was originally drafted by the San Antonio Spurs (1st rd., 26th overall) in 2008.

He's played for the Spurs (2008-11), Indiana Pacers (2011-16), Utah Jazz (2016-17), Sacramento Kings (2017-18), Cleveland Cavaliers (2018) and Milwaukee Bucks (2018-pres.). He's played in more than 700 regular season games, making nearly 450 career starts and averaging 11.2 points per game in his NBA career.

Entering this season, he's played in 117 career playoff games, starting 90 times and averaging 12.3 points per game.



2019-2020 MISCELLANEOUS STATISTICS

IUPUI'S RECORD WHEN...

	'19-20 Overall	'19-20 Horizon	Under Rimm
Home:	4-9	1-8	4-9
Away:	3-13	2-7	3-13
Neutral:	0-2	0-0	0-2
Overtime:	1-1	1-1	1-1
Lead @ Halftime:	6-3	2-1	6-3
Trail @ Halftime:	0-20	0-13	0-20
Tied @ Halftime:	1-1	1-1	1-1
Leading w/ 5:00 left:	6-3	2-3	6-3
Trailing w/ 5:00 left:	1-19	1-11	1-19
Tied w/ 5:00 left:	0-2	0-1	0-2
Shooting 50% or better:	2-2	1-2	2-2
Shooting 40-50%:	4-11	2-7	4-11
Shooting less than 40%:	1-11	0-6	1-11
Opp. shoots 50% or better:	0-12	0-7	0-12
Opp. shoots 40-50%:	2-9	1-7	2-9
Opp. shoots less than 40%:	5-3	2-1	5-3
Shooting better % than opp.	6-2	3-2	6-2
Shooting worse % than opp.	1-22	0-13	1-22
Scoring less than 50:	0-1	0-0	0-1
Score 50-59 pts:	0-3	0-0	0-3
Score 60-69 pts:	0-7	0-4	0-7
Score 70-79 pts:	4-10	1-8	4-10
Score 80-89 pts:	2-3	1-3	2-3
Score 90+ pts:	1-0	1-0	1-0
Opp. scores less than 50:	0-0	0-0	0-0
Opp. scores 50-59 pts:	2-1	0-0	2-1
Opp. scores 60-69 pts:	3-0	1-0	3-0
Opp. scores 70-79 pts:	1-6	1-5	1-6
Opp. scores 80-89 pts:	1-9	1-5	1-9
Opp. scores 90+ pts:	0-8	0-5	0-8
Commit less TO than opp.	3-9	0-7	3-9
Commit more TO than opp.	4-14	3-7	4-14
Commit same TO as opp.	0-1	0-1	0-1
Outrebound opponent:	4-4	2-2	4-4
Outrebounded:	3-20	1-13	3-20
Rebounding is equal:	0-0	0-0	0-0
Bench outscores opp.:	1-1	0-1	1-1
Bench is outscored:	6-23	3-14	6-23
Bench scoring is equal:	0-0	0-0	0-0
Hit more FT than opp.:	5-8	2-7	5-8
Hit less FT than opp.:	2-15	1-7	2-15
Hit same FT as opp.:	0-1	0-1	0-1
Hit more 3's than opp.:	6-7	3-5	6-7
Hit less 3's than opp.:	1-14	0-9	1-14
Hit same 3's as opp.:	0-3	0-1	0-3
Decided by 5 pts or less:	2-7	2-5	2-7
Decided by 6-10 points:	1-6	0-4	1-6
Decided by 10+ points:	4-11	1-6	4-11
In home whites:	4-10	1-7	4-10
In road blacks:	3-12	2-7	3-12
In road reds:	0-2	0-1	0-2
7 in double-digits:	0-0	0-0	0-0
6 in double-digits:	0-0	0-0	0-0
5 in double-digits:	1-0	0-0	1-0
4 in double-digits:	2-9	2-8	2-9
3 in double-digits:	2-8	0-4	2-8
2 in double-digits:	2-5	1-3	2-5
1 in double-digits:	0-2	0-0	0-2
0 in double-digits:	0-0	0-0	0-0
On Mondays:	1-2	0-1	1-2
On Tuesdays:	1-1	0-0	1-1
On Wednesdays:	1-3	0-0	1-3
On Thursdays:	1-3	1-3	1-3
On Fridays:	0-4	0-3	0-4
On Saturdays:	2-9	1-6	2-9
On Sundays:	1-2	1-2	1-2
In November:	2-6	0-0	2-6
In December:	2-5	0-2	2-5
In January:	2-6	2-6	2-6
In February:	1-7	1-7	1-7
In March:	0-0	0-0	0-0

CAREER DOUBLE-DIGIT PERFORMANCES/STARTS/DUNKS

Double-Digit Scoring Gms		
Name	Sea	Car
Minnett	26	54
Burk	28	28
Goss	14	24
Weatherford	15	22
Williams	6	6
Tyson	3	3
Jackson Jr.	2	2
DePersia	1	1

20+ Point Scoring Games		
Name	Sea	Car
Burk	18	18
Minnett	7	11
Weatherford	0	2
Goss	1	1

30+ Point Scoring Games		
Name	Sea	Car
Burk	4	4
Minnett	3	3

Double-Digit Reb. Games		
Name	Sea	Car
Goss	22	30
Burk	1	1
Weatherford	1	1

Double-Doubles		
Name	Sea	Car
Goss	12	15
Burk	1	1

Games Started		
Name	Sea	Car
Burk	31	31
DePersia	10	10
Goss	28	53
Kemp	1	1
Kenyon	6	6
Minnett	30	35
Tyson	12	12
Weatherford	24	57
Williams	13	13

Dunks		
Name	Sea	Car
Burk	4	4
Goss	25	66
Jackson Jr.	3	3
Kemp	0	1
Kenyon	3	5
Tyson	15	15
Weatherford	0	1
White	2	2
Williams	1	1

TIMES LEADING THE TEAM IN...

Points		
Name	Sea	Car
Burk	22	22
Minnett	8	18
Weatherford	2	3
Goss	0	1

Rebounds		
Name	Sea	Car
Goss	28	44
Weatherford	1	3
Burk	2	2
Tyson	2	2
Minnett	1	1
Williams	1	1

Assists		
Name	Sea	Car
Minnett	15	27
Weatherford	11	24
DePersia	8	8
Goss	1	3
Burk	2	2
Williams	2	2
Tyson	1	1

Steals		
Name	Sea	Car
Weatherford	14	24
Minnett	8	17
Goss	4	12
Burk	9	9
DePersia	7	7
Kemp	1	1
Tyson	1	1

Blocked Shots		
Name	Sea	Car
Goss	17	33
Tyson	10	10
Burk	7	7
Minnett	1	4
White	4	4
Weatherford	3	3
Williams	2	2
Jackson Jr.	1	1
Kenyon	1	1
Stoltz	1	1

SPECIALTY STATS

PP = Points in the Paint; POT = Points off Turnover; 2nd = 2nd Chance Points; BP = Bench Points

Opponent	Result	PP	POT	2nd	BP	Largest Lead	Largest Deficit	Lead Changes	Ties
#Tiffin	W, 81-77	38/34	12/32	2/10	12/28	11	4	20	12
at Butler	L, 47-80	22/50	7/19	15/11	8/15	0	33	0	0
at Bradley	L, 56-90	20/42	4/18	5/18	10/17	0	38	0	0
Anderson	W, 72-55	36/30	19/23	8/4	19/14	28	0	0	0
at South Florida	W, 70-53	26/20	27/15	7/10	12/15	19	7	22	9
at Loyola	L, 62-85	22/36	17/20	9/4	12/17	3	30	4	4
vs. Loyola (Md.)	L, 77-81	34/26	21/26	8/6	14/22	8	9	4	5
vs. Southern	L, 77-83	32/38	8/16	13/10	19/45	10	7	4	2
Evansville	L, 64-70	30/34	8/8	10/14	19/38	12	8	11	8
at Morehead State	L, 51-56	22/34	9/12	5/10	9/17	6	12	3	0
at Ball State	L, 54-102	20/26	2/20	16/21	7/33	2	48	1	1
IU South Bend	W, 80-60	30/40	20/20	22/9	14/26	24	0	0	0
Purdue Fort Wayne	W, 74-65	28/26	14/5	4/15	7/23	14	0	0	0
at Fresno State	L, 64-95	20/30	12/23	10/29	17/36	2	36	3	1
*Youngstown State	L, 73-83	24/36	20/25	9/15	7/16	4	12	11	9
*Cleveland State	L, 80-82	34/40	19/21	12/10	12/24	2	12	2	3
*at Milwaukee	L, 74-78	46/28	19/20	16/10	6/43	11	7	20	8
*at Green Bay	W, 93-78	28/24	18/7	8/16	7/45	25	0	0	1
*Wright State	L, 70-84	22/32	11/14	16/12	10/22	0	26	0	1
*Northern Kentucky	L, 71-96	32/40	10/19	17/14	13/22	1	27	2	1
*UIC	L, 66-75	24/40	9/9	14/6	3/24	7	19	3	2
*at Detroit Mercy	L, 64-76	36/32	13/15	8/18	3/18	0	21	0	0
*at Oakland	W, 89-85	22/22	9/21	16/11	4/14	7	2	6	9
*at Cleveland State	L, 62-72	22/36	18/11	14/16	11/7	2	15	3	2
*at Youngstown State	L, 76-91	28/44	10/6	6/16	4/21	0	18	0	0
*Green Bay	L, 85-91	28/30	14/6	14/20	8/16	1	25	4	4
*Milwaukee	L, 79-80	20/28	29/12	15/13	8/20	2	13	6	5
*at Northern Kentucky	L, 70-84	26/34	20/16	12/1	12/18	12	14	8	4
*at Wright State	L, 66-106	26/40	15/20	15/21	29/34	0	52	0	0
*at UIC	L, 72-77	30/34	9/11	13/17	2/23	0	14	0	4
*Oakland	W, 71-68	32/46	8/12	6/17	2/3	8	10	11	7
*Detroit Mercy	W, 88-90	48/24	12/13	13/11	2/17	9	4	22	14
*at UIC									
*at HL Quarters									
*at HL Semis									
*at HL Finals									
Totals		870/1042	431/483	356/405	310/705			150	104
Averages		28.1/33.6	13.9/15.6	11.5/13.1	10.0/22.7			4.8	3.4

WIN/LOSS MARGINS

Wins	1	1						1			3			
Margin	1	2	3	4	5	6	7	8	9	10	11-15	16-20	21-29	30+
Losses	1	2		2	2	3			1	2	4		2	5

2019-2020 IUPUI STATISTICS

IUPUI Basketball IUPUI Combined Team Statistics (as of Feb 29, 2020) All games



RECORD:	OVERALL	HOME	AWAY	NEUTRAL
ALL GAMES	7-24	4-9	3-13	0-2
CONFERENCE	3-15	1-8	2-7	0-0
NON-CONFERENCE	4-9	3-1	1-6	0-2

#	Player	gp-gs	min	avg	Total		3-Point		F-Throw		Rebounds				pf	dq	a	to	blk	stl	pts	avg
					fg-fga	fg%	3fg-fga	3fg%	ft-fa	ft%	off	def	tot	avg								
14	BURK, Marcus	31-31	1085	35.0	231-533	.433	89-233	.382	110-141	.780	18	89	107	3.5	84	2	61	71	8	37	661	21.3
00	MINNETT, Jaylen	31-30	1092	35.2	170-468	.363	111-304	.365	66-86	.767	11	87	98	3.2	58	1	109	81	3	38	517	16.7
23	WEATHERFORD, Gra	31-24	1069	34.5	105-242	.434	25-74	.338	51-86	.593	42	105	147	4.7	78	1	91	76	6	51	286	9.2
32	GOSS, Elijah	31-28	967	31.2	115-231	.498	1-16	.063	54-100	.540	121	241	362	11.7	81	2	27	50	33	15	285	9.2
13	WILLIAMS, Isaiah	18-13	399	22.2	49-117	.419	4-11	.364	42-78	.538	30	50	80	4.4	57	2	24	36	5	10	144	8.0
30	TYSON, Zo	24-12	363	15.1	39-68	.574	0-0	.000	9-14	.643	26	47	73	3.0	55	0	8	19	14	7	87	3.6
02	JACKSON JR., Jamil	18-0	206	11.4	20-74	.270	8-40	.200	16-24	.667	4	19	23	1.3	17	0	9	16	1	3	64	3.6
10	DePERSIA, Mike	31-10	683	22.0	28-81	.346	4-33	.121	20-38	.526	22	48	70	2.3	59	1	82	40	0	33	80	2.6
11	KENYON, Brandon	17-6	129	7.6	11-29	.379	2-11	.182	8-11	.727	7	10	17	1.0	24	0	2	7	1	2	32	1.9
01	KEMP, Jakoby	11-1	66	6.0	7-20	.350	1-3	.333	4-6	.667	3	7	10	0.9	10	0	2	7	0	1	19	1.7
15	WHITE, Taveion	20-0	156	7.8	9-19	.474	0-0	.000	2-11	.182	19	14	33	1.7	33	1	2	6	5	5	20	1.0
12	TAYLOR, Marlon	8-0	13	1.6	1-3	.333	0-0	.000	0-0	.000	1	3	4	0.5	0	0	3	1	0	1	2	0.3
20	STOLTZ, Sawyer	9-0	22	2.4	0-1	.000	0-0	.000	0-0	.000	0	4	4	0.4	3	0	1	2	1	0	0	0.0
Team											54	32	86				12					
Total.....		31	6250		785-1886	.416	245-725	.338	382-595	.642	358	756	1114	35.9	559	10	421	424	77	203	2197	70.9
Opponents.....		31	6250		894-1948	.459	279-761	.367	404-560	.721	368	846	1214	39.2	548	5	491	394	117	217	2471	79.7

TEAM STATISTICS	IUPUI	OPP
SCORING	2197	2471
Points per game	70.9	79.7
Scoring margin	-8.8	-
FIELD GOALS-ATT	785-1886	894-1948
Field goal pct	.416	.459
3 POINT FG-ATT	245-725	279-761
3-point FG pct	.338	.367
3-pt FG made per game	7.9	9.0
FREE THROWS-ATT	382-595	404-560
Free throw pct	.642	.721
F-Throws made per game	12.3	13.0
REBOUNDS	1114	1214
Rebounds per game	35.9	39.2
Rebounding margin	-3.2	-
ASSISTS	421	491
Assists per game	13.6	15.8
TURNOVERS	424	394
Turnovers per game	13.7	12.7
Turnover margin	-1.0	-
Assist/turnover ratio	1.0	1.2
STEALS	203	217
Steals per game	6.5	7.0
BLOCKS	77	117
Blocks per game	2.5	3.8
ATTENDANCE	15661	54669
Home games-Avg/Game	13-1205	16-3390
Neutral site-Avg/Game	-	2-210

Score by Periods	1st	2nd	OT	Totals
IUPUI	1026	1150	21	2197
Opponents	1199	1254	18	2471

Date	Opponent	Score	Att.
11/06/19	at Butler	L 47-80	7706
11/09/19	at Bradley	L 56-90	5518
11/11/19	ANDERSON (IN)	W 72-55	1051
11/13/19	at South Fla.	W 70-53	2474
11/20/19	at Loyola Chicago	L 62-85	2402
11/25/19	vs Loyola Maryland	L 77-81	269
11/26/19	vs Southern U.	L 77-83	152
11/30/19	EVANSVILLE	L 64-70	1659
12/04/19	at Morehead State	L 51-56	1776
12/07/19	at Ball St.	L 54-102	4733
12/10/19	IND.-SOUTH BEND	W 80-60	1085
12/14/19	PURDUE FORT WAYNE	W 74-65	1098
12/20/19	at Fresno State	L 64-95	4798
12/28/19	YOUNGSTOWN ST.	L 73-83	868
12/30/19	CLEVELAND ST.	L 80-82	889
01/03/20	at Milwaukee	L 74-78	977
01/05/20	at Green Bay	W 93-78	1666
01/10/20	WRIGHT ST.	L 70-84	1142
01/12/20	NORTHERN KY.	L 71-96	789
01/18/20	UIC	L 66-75	1309
01/23/20	at Detroit Mercy	L 64-76	1624
01/25/20	at Oakland	Wot 89-85	3644
01/30/20	at Cleveland State	L 62-72	1241
02/01/20	at Youngstown St.	L 76-91	4633
02/06/20	GREEN BAY	L 85-91	2394
02/08/20	MILWAUKEE	Lot 79-80	1007
02/14/20	at Northern Ky.	L 70-84	3013
02/16/20	at Wright State	L 66-106	6003
02/22/20	at UIC	L 72-77	2040
02/27/20	OAKLAND	W 71-68	1118
02/29/20	DETROIT MERCY	L 88-90	1252

^ = Cayman Islands Classic

* = Horizon League game

2019-2020 IUPUI HORIZON LEAGUE ONLY STATISTICS

IUPUI Basketball IUPUI Combined Team Statistics (as of Feb 29, 2020) Conference games only



RECORD:	OVERALL	HOME	AWAY	NEUTRAL
ALL GAMES	3-15	1-8	2-7	0-0
CONFERENCE	3-15	1-8	2-7	0-0
NON-CONFERENCE	0-0	0-0	0-0	0-0

#	Player	gp-gs	min	avg	Total		3-Point		F-Throw		Rebounds				pf	dq	a	to	blk	stl	pts	avg
					fg-fga	fg%	3fg-fga	3fg%	ft-fa	ft%	off	def	tot	avg								
14	BURK, Marcus	18-18	674	37.4	140-322	.435	48-138	.348	91-116	.784	12	56	68	3.8	47	1	41	43	7	18	419	23.3
00	MINNETT, Jaylen	18-17	661	36.7	111-302	.368	73-196	.372	47-60	.783	5	41	46	2.6	41	1	72	55	1	22	342	19.0
23	WEATHERFORD, Gra	18-17	655	36.4	72-176	.409	16-54	.296	33-57	.579	27	67	94	5.2	52	1	57	46	5	31	193	10.7
32	GOSS, Elyjah	18-18	640	35.6	72-139	.518	1-15	.067	37-68	.544	80	160	240	13.3	52	2	19	21	20	9	182	10.1
13	WILLIAMS, Isaiah	5-5	100	20.0	11-30	.367	2-6	.333	13-21	.619	5	13	18	3.6	18	0	10	6	0	4	37	7.4
30	TYSON, Zo	11-4	169	15.4	23-40	.575	0-0	.000	3-4	.750	14	21	35	3.2	19	0	1	7	7	2	49	4.5
10	DePERSIA, Mike	18-4	381	21.2	18-43	.419	4-17	.235	14-24	.583	14	31	45	2.5	34	1	58	19	0	19	54	3.0
02	JACKSON JR., Jamil	8-0	76	9.5	6-24	.250	2-15	.133	5-8	.625	2	9	11	1.4	9	0	5	7	0	1	19	2.4
01	KEMP, Jakoby	7-1	47	6.7	5-10	.500	1-2	.500	4-6	.667	1	4	5	0.7	8	0	2	5	0	0	15	2.1
11	KENYON, Brandon	10-6	85	8.5	6-17	.353	1-6	.167	4-6	.667	5	2	7	0.7	14	0	2	6	1	0	17	1.7
15	WHITE, Taveion	13-0	142	10.9	9-18	.500	0-0	.000	2-11	.182	17	14	31	2.4	30	1	2	5	4	4	20	1.5
12	TAYLOR, Marlon	3-0	6	2.0	1-2	.500	0-0	.000	0-0	.000	1	2	3	1.0	0	0	3	0	0	0	2	0.7
20	STOLTZ, Sawyer	5-0	14	2.8	0-0	.000	0-0	.000	0-0	.000	0	2	2	0.4	3	0	1	0	0	0	0	0.0
Team											30	15	45				4					
Total.....		18	3650		474-1123	.422	148-449	.330	253-381	.664	213	437	650	36.1	327	7	273	224	45	110	1349	74.9
Opponents.....		18	3650		533-1157	.461	171-433	.395	259-355	.730	222	495	717	39.8	338	3	292	220	63	116	1496	83.1

TEAM STATISTICS	IUPUI	OPP
SCORING	1349	1496
Points per game	74.9	83.1
Scoring margin	-8.2	-
FIELD GOALS-ATT	474-1123	533-1157
Field goal pct	.422	.461
3 POINT FG-ATT	148-449	171-433
3-point FG pct	.330	.395
3-pt FG made per game	8.2	9.5
FREE THROWS-ATT	253-381	259-355
Free throw pct	.664	.730
F-Throws made per game	14.1	14.4
REBOUNDS	650	717
Rebounds per game	36.1	39.8
Rebounding margin	-3.7	-
ASSISTS	273	292
Assists per game	15.2	16.2
TURNOVERS	224	220
Turnovers per game	12.4	12.2
Turnover margin	-0.2	-
Assist/turnover ratio	1.2	1.3
STEALS	110	116
Steals per game	6.1	6.4
BLOCKS	45	63
Blocks per game	2.5	3.5
ATTENDANCE	10768	24841
Home games-Avg/Game	9-1196	9-2760
Neutral site-Avg/Game	-	0-0

Date	Opponent		Score	Att.
* 12/28/19	YOUNGSTOWN ST.	L	73-83	868
* 12/30/19	CLEVELAND ST.	L	80-82	889
* 01/03/20	at Milwaukee	L	74-78	977
* 01/05/20	at Green Bay	W	93-78	1666
* 01/10/20	WRIGHT ST.	L	70-84	1142
* 01/12/20	NORTHERN KY.	L	71-96	789
* 01/18/20	UIC	L	66-75	1309
* 01/23/20	at Detroit Mercy	L	64-76	1624
* 01/25/20	at Oakland	Wot	89-85	3644
* 01/30/20	at Cleveland State	L	62-72	1241
* 02/01/20	at Youngstown St.	L	76-91	4633
* 02/06/20	GREEN BAY	L	85-91	2394
* 02/08/20	MILWAUKEE	Lot	79-80	1007
* 02/14/20	at Northern Ky.	L	70-84	3013
* 02/16/20	at Wright State	L	66-106	6003
* 02/22/20	at UIC	L	72-77	2040
* 02/27/20	OAKLAND	W	71-68	1118
* 02/29/20	DETROIT MERCY	L	88-90	1252

^ = Cayman Islands Classic

* = Horizon League game

Score by Periods	1st	2nd	OT	Totals
IUPUI	597	731	21	1349
Opponents	740	738	18	1496

2019-2020 STATISTICAL SPLITS

Wins (7 total)

#	Player	gp-gs	min	avg	Total		3-Point		F-Throw		Rebounds				pf	dq	a	to	blk	stl	pts	avg
					fg-fga	fg%	3fg-fga	3fg%	ft-fa	ft%	off	def	tot	avg								
14	BURK, Marcus	7-7	250	35.7	64-129	.496	31-62	.500	22-27	.815	4	22	26	3.7	13	0	16	17	0	11	181	25.9
00	MINNETT, Jaylen	7-7	252	36.0	45-107	.421	33-73	.452	23-28	.821	2	25	27	3.9	10	0	35	24	1	10	146	20.9
23	WEATHERFORD, Gra	7-5	237	33.9	24-46	.522	5-16	.313	9-14	.643	11	38	49	7.0	12	0	25	18	1	13	62	8.9
32	GOSS, Elijah	7-5	199	28.4	24-49	.490	0-3	.000	12-19	.632	25	66	91	13.0	21	1	12	12	10	2	60	8.6
13	WILLIAMS, Isaiah	5-5	102	20.4	13-28	.464	1-2	.500	7-13	.538	8	12	20	4.0	16	0	5	7	3	3	34	6.8
11	KENYON, Brandon	2-1	29	14.5	3-7	.429	1-3	.333	2-2	1.000	2	3	5	2.5	7	0	1	1	0	0	9	4.5
02	JACKSON JR., Jamil	6-0	70	11.7	8-31	.258	2-14	.143	3-4	.750	2	7	9	1.5	5	0	4	2	1	2	21	3.5
30	TYSON, Zo	7-3	98	14.0	10-17	.588	0-0	.000	0-0	.000	5	16	21	3.0	14	0	1	5	4	3	20	2.9
10	DePERSIA, Mike	7-2	146	20.9	6-19	.316	1-9	.111	3-5	.600	6	13	19	2.7	14	0	16	15	0	9	16	2.3
01	KEMP, Jakoby	2-0	5	2.5	0-2	.000	0-1	.000	0-0	.000	0	1	1	0.5	1	0	0	0	0	0	0	0.0
20	STOLTZ, Sawyer	2-0	10	5.0	0-0	.000	0-0	.000	0-0	.000	0	3	3	1.5	2	0	0	2	1	0	0	0.0
12	TAYLOR, Marlon	2-0	5	2.5	0-1	.000	0-0	.000	0-0	.000	0	1	1	0.5	0	0	0	1	0	1	0	0.0
15	WHITE, Taveion	4-0	22	5.5	0-2	.000	0-0	.000	0-0	.000	2	3	5	1.3	5	0	0	1	1	1	0	0.0
Team											19	9	28					7				
Total.....		7	1425		197-438	.450	74-183	.404	81-112	.723	86	219	305	43.6	120	1	115	112	22	55	549	78.4
Opponents.....		7	1425		176-463	.380	52-191	.272	60-98	.612	93	166	259	37.0	110	1	92	100	35	53	464	66.3

Losses (24 total)

#	Player	gp-gs	min	avg	Total		3-Point		F-Throw		Rebounds				pf	dq	a	to	blk	stl	pts	avg
					fg-fga	fg%	3fg-fga	3fg%	ft-fa	ft%	off	def	tot	avg								
14	BURK, Marcus	24-24	835	34.8	167-404	.413	58-171	.339	88-114	.772	14	67	81	3.4	71	2	45	54	8	26	480	20.0
00	MINNETT, Jaylen	24-23	840	35.0	125-361	.346	78-231	.338	43-58	.741	9	62	71	3.0	48	1	74	57	2	28	371	15.5
32	GOSS, Elijah	24-23	768	32.0	91-182	.500	1-13	.077	42-81	.519	96	175	271	11.3	60	1	15	38	23	13	225	9.4
23	WEATHERFORD, Gra	24-19	832	34.7	81-196	.413	20-58	.345	42-72	.583	31	67	98	4.1	66	1	66	58	5	38	224	9.3
13	WILLIAMS, Isaiah	13-8	297	22.8	36-89	.404	3-9	.333	35-65	.538	22	38	60	4.6	41	2	19	29	2	7	110	8.5
30	TYSON, Zo	17-9	265	15.6	29-51	.569	0-0	.000	9-14	.643	21	31	52	3.1	41	0	7	14	10	4	67	3.9
02	JACKSON JR., Jamil	12-0	136	11.3	12-43	.279	6-26	.231	13-20	.650	2	12	14	1.2	12	0	5	14	0	1	43	3.6
10	DePERSIA, Mike	24-8	537	22.4	22-62	.355	3-24	.125	17-33	.515	16	35	51	2.1	45	1	66	25	0	24	64	2.7
01	KEMP, Jakoby	9-1	61	6.8	7-18	.389	1-2	.500	4-6	.667	3	6	9	1.0	9	0	2	7	0	1	19	2.1
11	KENYON, Brandon	15-5	100	6.7	8-22	.364	1-8	.125	6-9	.667	5	7	12	0.8	17	0	1	6	1	2	23	1.5
15	WHITE, Taveion	16-0	134	8.4	9-17	.529	0-0	.000	2-11	.182	17	11	28	1.8	28	1	2	5	4	4	20	1.3
12	TAYLOR, Marlon	6-0	8	1.3	1-2	.500	0-0	.000	0-0	.000	1	2	3	0.5	0	0	3	0	0	0	2	0.3
20	STOLTZ, Sawyer	7-0	12	1.7	0-1	.000	0-0	.000	0-0	.000	0	1	1	0.1	1	0	1	0	0	0	0	0.0
Team											35	23	58					5				
Total.....		24	4825		588-1448	.406	171-542	.315	301-483	.623	272	537	809	33.7	439	9	306	312	55	148	1648	68.7
Opponents.....		24	4825		718-1485	.484	227-570	.398	344-462	.745	275	680	955	39.8	438	4	399	294	82	164	2007	83.6

Home (4-9)

#	Player	gp-gs	min	avg	Total		3-Point		F-Throw		Rebounds				pf	dq	a	to	blk	stl	pts	avg
					fg-fga	fg%	3fg-fga	3fg%	ft-fa	ft%	off	def	tot	avg								
14	BURK, Marcus	13-13	466	35.8	94-218	.431	33-93	.355	61-78	.782	4	31	35	2.7	35	1	30	29	5	18	282	21.7
00	MINNETT, Jaylen	13-13	473	36.4	80-212	.377	56-149	.376	32-42	.762	2	34	36	2.8	29	0	52	34	2	16	248	19.1
32	GOSS, Elijah	13-12	425	32.7	53-98	.541	1-11	.091	20-42	.476	56	113	169	13.0	38	1	14	20	13	7	127	9.8
13	WILLIAMS, Isaiah	7-6	163	23.3	22-48	.458	2-7	.286	21-36	.583	14	19	33	4.7	22	0	12	10	3	3	67	9.6
23	WEATHERFORD, Gra	13-11	450	34.6	42-113	.372	8-33	.242	30-45	.667	26	43	69	5.3	30	1	45	30	3	24	122	9.4
30	TYSON, Zo	10-4	150	15.0	19-33	.576	0-0	.000	3-4	.750	12	22	34	3.4	15	0	1	6	6	2	41	4.1
02	JACKSON JR., Jamil	8-0	106	13.3	10-43	.233	2-20	.100	7-10	.700	4	11	15	1.9	6	0	7	7	1	3	29	3.6
10	DePERSIA, Mike	13-4	257	19.8	12-30	.400	2-13	.154	15-25	.600	6	25	31	2.4	21	0	27	14	0	15	41	3.2
15	WHITE, Taveion	8-0	66	8.3	4-8	.500	0-0	.000	1-4	.250	10	8	18	2.3	15	1	1	1	3	2	9	1.1
11	KENYON, Brandon	5-2	30	6.0	2-7	.286	0-3	.000	0-0	.000	1	4	5	1.0	7	0	0	2	0	0	4	0.8
12	TAYLOR, Marlon	4-0	8	2.0	1-3	.333	0-0	.000	0-0	.000	1	2	3	0.8	0	0	1	1	0	1	2	0.5
01	KEMP, Jakoby	5-0	15	3.0	0-3	.000	0-1	.000	1-2	.500	0	1	1	0.2	3	0	0	0	0	0	1	0.2
20	STOLTZ, Sawyer	4-0	16	4.0	0-0	.000	0-0	.000	0-0	.000	0	4	4	1.0	3	0	1	2	1	0	0	0.0
Team											23	21	44					4				
Total.....		13	2625		339-816	.415	104-330	.315	191-288	.663	159	338	497	38.2	224	4	191	160	37	91	973	74.8
Opponents.....		13	2625		375-842	.445	107-324	.330	142-202	.703	152	363	515	39.6	253	3	181	178	50	91	999	76.8

Road/Neutral (3-15)

Road/Neutral (3-15)					Total		3-Point		F-Throw		Rebounds											
#	Player	gp-gs	min	avg	fg-fga	fg%	3fg-fga	3fg%	ft-fa	ft%	off	def	tot	avg	pf	dq	a	to	blk	stl	pts	avg
14	BURK, Marcus	18-18	619	34.4	137-315	.435	56-140	.400	49-63	.778	14	58	72	4.0	49	1	31	42	3	19	379	21.1
00	MINNETT, Jaylen	18-17	619	34.4	90-256	.352	55-155	.355	34-44	.773	9	53	62	3.4	29	1	57	47	1	22	269	14.9
23	WEATHERFORD, Gra	18-13	619	34.4	63-129	.488	17-41	.415	21-41	.512	16	62	78	4.3	48	0	46	46	3	27	164	9.1
32	GOSS, Elijah	18-16	542	30.1	62-133	.466	0-5	.000	34-58	.586	65	128	193	10.7	43	1	13	30	20	8	158	8.8
13	WILLIAMS, Isaiah	11-7	236	21.5	27-69	.391	2-4	.500	21-42	.500	16	31	47	4.3	35	2	12	26	2	7	77	7.0
02	JACKSON JR., Jamil	10-0	100	10.0	10-31	.323	6-20	.300	9-14	.643	0	8	8	0.8	11	0	2	9	0	0	35	3.5
30	TYSON, Zo	14-8	213	15.2	20-35	.571	0-0	.000	6-10	.600	14	25	39	2.8	40	0	7	13	8	5	46	3.3
01	KEMP, Jakoby	6-1	51	8.5	7-17	.412	1-2	.500	3-4	.750	3	6	9	1.5	7	0	2	7	0	1	18	3.0
11	KENYON, Brandon	12-4	99	8.3	9-22	.409	2-8	.250	8-11	.727	6	6	12	1.0	17	0	2	5	1	2	28	2.3
10	DePERSIA, Mike	18-6	426	23.7	16-51	.314	2-20	.100	5-13	.385	16	23	39	2.2	38	1	55	26	0	18	39	2.2
15	WHITE, Taveion	12-0	90	7.5	5-11	.455	0-0	.000	1-7	.143	9	6	15	1.3	18	0	1	5	2	3	11	0.9
12	TAYLOR, Marlon	4-0	5	1.3	0-0	.000	0-0	.000	0-0	.000	0	1	1	0.3	0	0	2	0	0	0	0	0.0
20	STOLTZ, Sawyer	5-0	6	1.2	0-1	.000	0-0	.000	0-0	.000	0	0	0	0.0	0	0	0	0	0	0	0	0.0
Team											31	11	42				8					
Total.....		18	3625		446-1070	.417	141-395	.357	191-307	.622	199	418	617	34.3	335	6	230	264	40	112	1224	68.0
Opponents.....		18	3625		519-1106	.469	172-437	.394	262-358	.732	216	483	699	38.8	295	2	310	216	67	126	1472	81.8

2019-2020 INDIVIDUAL SUPERLATIVES

	IUPUI	Opponent
Points	39- Burk at Oakland (1/25/20)	43- Antoine Davis vs. Detroit Mercy (2/29/20)
Field Goals Made	13- Burk vs. Green Bay (2/6/20)	15- Antoine Davis vs. Detroit Mercy (2/29/20)
Field Goals Attempted	30- Minnett vs. Milwaukee (2/8/20)	28- Antoine Davis vs. Detroit Mercy (2/29/20)
Highest FG Pct. (min. 5 made)	.857 (6-7)- Goss vs. UIC (1/18/20)	.909 (10-11)- twice
3-Pt Field Goals Made	8- twice	6- three times
3-Pt Field Goals Attempted	19- Minnett vs. Milwaukee (2/8/20)	16- Antoine Davis vs. Detroit Mercy (2/29/20)
3-Pt FG Pct. (min. 3 made)	1.000 (5-5)- Weatherford at Fresno State (12/20/19)	1.000 (5-5)- twice
Free Throws Made	9- three times	9- twice
Free Throws Attempted	13- Burk vs. Milwaukee (2/8/20)	11- three times
Free Throw Pct. (min. 5 made)	1.000 (9-9)- Minnett at Green Bay (1/5/20)	1.000 (8-8)- four times
Offensive Rebounds	11- Goss vs. Youngstown St. (12/28/19)	8- Brad Brechting at Oakland (1/25/20)
Defensive Rebounds	15- Goss at Morehead St. (12/4/19)	12- DeAndre Abram vs. Milwaukee (2/8/20)
Total Rebounds	21- Goss vs. IU South Bend (12/10/19)	15- three times
Assists	8- DePersia at Green Bay (1/5/20)	10- Darrell Brown at Bradley (11/9/19)
Turnovers	7- Minnett at Oakland (1/25/20)	5- six times
Blocked Shots	6- Goss at Milwaukee (1/3/20)	6- twice
Steals	5- three times	7- Laquincy Rideau at South Florida (11/13/19)
Minutes Played (regulation game)	40- six times	40- twice
Minutes Played (OT game)	44- twice	43- Josh Thomas vs. Milwaukee (2/8/20)

2019-2020 TEAM SUPERLATIVES

IUPUI High	IUPUI Low	Statistical Category	Opponent High	Opponent Low
93 - at Green Bay (1/5)	47 - at Butler (11/6)	Points	106 - at Wright St. (2/16)	53 - at South Florida (11/13)
53 - at Green Bay (1/5)	12 - at Morehead St. (12/4)	1st Half Points	60 - at Wright St. (2/16)	22 - IU South Bend (12/10)
58 - vs. Green Bay (2/6)	21 - at Butler (11/6)	2nd Half Points	62 - at Ball St. (12/7/19)	17 - at South Florida (11/13)
34 - vs. Detroit Mercy (2/29)	19 - three times	Field Goals	37 - vs. Northern Ky. (1/20)	20 - at South Florida (11/13)
74 - twice	49 - at South Florida (11/13)	Field Goal Attempts	72 - at Oakland (1/25)	44 - at Loyola (11/20)
.519 - Cleveland St. (12/30)	.302 - at Ball St. (12/7/19)	FG Percentage	.614 - at Loyola (11/20)	.324 - Anderson (11/11)
15 - at Oakland (1/25)	2 - at Milwaukee (1/3/20)	3-Point Field Goals	15 - three times	4 - twice
38 - vs. Milwaukee (2/8)	13 - at Milwaukee (1/3/20)	3-Point Field Goal Att.	39 - at Fresno St. (12/20)	10 - Cleveland St. (1/30)
.526 - at South Florida (11/13)	.143 - at Butler (11/6)	3-Point FG Percentage	.563 - at Loyola (11/20)	.167 - Anderson (11/11)
27 - vs. Wright St. (1/10)	2 - twice	Free Throws	24 - at Oakland (1/25)	2 - twice
40 - vs. Wright St. (1/10)	7 - at Detroit Mercy (1/23)	Free Throw Attempts	32 - twice	3 - IU South Bend (12/10)
.893 - Cleveland St. (12/30)	.250 - at Butler (11/6)	Free Throw Percentage	.941 - at Fresno St. (12/20)	.250 - vs. Oakland (2/27)
22 - IU South Bend (12/10)	6 - vs. Purdue FW (12/14)	Offensive Rebounds	19 - twice	2 - at Loyola (11/20)
42 - Anderson (11/11)	16 - twice	Defensive Rebounds	35 - at Morehead St. (12/4)	17 - at South Florida (11/13)
58 - Anderson (11/11)	23 - at Youngstown St. (2/1)	Total Rebounds	49 - vs. Milwaukee (2/8)	25 - at Loyola (11/20)
24 - vs. Wright St. (1/10)	10 - IU South Bend (12/10)	Fouls	26 - vs. Milwaukee (2/8)	11 - at Detroit Mercy (1/23)
22 - at Green Bay (1/5)	2 - at Ball St. (12/7/19)	Assists	22 - vs. Northern Ky. (1/20)	7 - vs. Detroit Mercy (2/29)
23 - Anderson (11/11)	7 - twice	Turnovers	25 - IU South Bend (12/10)	6 - vs. Oakland (2/27)
8 - IU South Bend (12/10)	0 - five times	Blocked Shots	10 - at Oakland (1/25)	1 - seven times
13 - IU South Bend (12/10)	1 - vs. Green Bay (2/6)	Steals	14 - IU South Bend (12/10)	2 - three times

2019-2020 GAME-BY-GAME LEADERS / STARTING FIVES

Opponent	Starting 5 (alphabetically)	Points	Rebounds	Assists	Blocks	Steals
#Tiffin	Burk-Goss-Minnett-Weatherford-Williams	Burk (31)	Goss (11)	Burk/Minnett (4)	Goss (4)	Burk (6)
at Butler	Burk-Goss-Minnett-Weatherford-Williams	Burk (17)	4 tied w/ (5)	DePersia/Tyson (2)	3 tied w/ (1)	Tyson (3)
at Bradley	Burk-Goss-Minnett-Weatherford-Williams	Minnett (17)	Goss (8)	Weatherford (4)	Goss (2)	Burk (2)
Anderson	Burk-DePersia-Minnett-Tyson-Williams	Burk (25)	Goss (10)	Weatherford (4)	3 tied w/ (1)	Burk (4)
at South Fla.	Burk-DePersia-Minnett-Tyson-Williams	Burk (26)	Burk (9)	Minnett (7)	Goss (1)	Minnett (4)
at Loyola (Ill.)	Burk-DePersia-Minnett-Tyson-Williams	Burk (23)	Goss (5)	DePersia (4)	none	DePersia (3)
vs. Loyola (Md.)	Burk-DePersia-Goss-Minnett-Tyson	Burk (32)	Goss (13)	Williams (5)	none	Minnett (3)
vs. Southern	Burk-DePersia-Goss-Minnett-Tyson	Burk (27)	Tyson/Williams (6)	Weatherford (4)	Tyson (3)	Weatherford (3)
Evansville	Burk-DePersia-Goss-Minnett-Tyson	Burk/Minnett (18)	Goss (9)	Minnett (4)	Burk (1)	Goss/Weatherford (1)
at Morehead St.	Burk-Goss-Minnett-Tyson-Weatherford	Weatherford (17)	Goss (17)	DePersia/Minnett (3)	Goss/Williams (2)	Minnett (3)
at Ball St.	Burk-Goss-Minnett-Tyson-Weatherford	Minnett (17)	Goss (9)	DePersia/Weatherford (1)	none	4 tied w/ (1)
IU South Bend	Burk-Goss-Minnett-Weatherford-Williams	Burk (21)	Goss (21)	3 tied w/ (3)	Goss (4)	DePersia (3)
Purdue Fort Wayne	Burk-Goss-Minnett-Weatherford-Williams	Burk (22)	Goss (11)	Weatherford (6)	4 tied w/ (1)	Weatherford (5)
at Fresno St.	Burk-Goss-Minnett-Weatherford-Williams	Weatherford (16)	Goss (7)	DePersia (3)	Tyson/Weatherford (1)	Weatherford (2)
*Youngstown St.	Burk-Goss-Minnett-Weatherford-Williams	Burk/Minnett (16)	Goss (18)	Minnett (6)	3 tied w/ (1)	4 tied w/ (2)
*Cleveland St.	Burk-DePersia-Goss-Minnett-Weatherford	Minnett (23)	Goss (11)	Minnett (6)	3 tied w/ (1)	Weatherford (3)
*at Milwaukee	Burk-Goss-Minnett-Weatherford-Williams	Goss (19)	Goss (16)	DePersia (5)	Goss (6)	3 tied w/ (2)
*at Green Bay	Burk-Goss-Minnett-Weatherford-Williams	Minnett (31)	Goss (17)	DePersia (8)	Goss (1)	Burk (2)
*Wright St.	Burk-Goss-Minnett-Weatherford-Williams	Minnett (24)	Goss (14)	3 tied w/ (2)	Goss/Tyson (1)	Minnett (3)
*Northern Kentucky	Burk-Goss-Minnett-Weatherford-Williams	Burk (25)	Goss (11)	Minnett (4)	none	Burk (2)
*UIC	Burk-DePersia-Goss-Minnett-Weatherford	Burk (18)	Goss (15)	3 tied w/ (3)	Goss (3)	DePersia (2)
*at Detroit Mercy	Burk-DePersia-Goss-Minnett-Weatherford	Burk (25)	Goss (12)	Minnett (5)	Burk/Goss (1)	DePersia (3)
*at Oakland	Burk-Goss-Kenyon-Minnett-Weatherford	Burk (39)	Goss (18)	Minnett (5)	Goss/Tyson (2)	DePersia/Minnett (1)
*at Cleveland St.	Burk-Goss-Kenyon-Minnett-Weatherford	Burk (18)	Goss (12)	Weatherford (6)	4 tied w/ (1)	Weatherford (5)
*at Youngstown St.	Burk-Goss-Kenyon-Minnett-Weatherford	Burk (22)	Goss (11)	DePersia/Minnett (3)	Goss (2)	Weatherford (3)
*Green Bay	Burk-Goss-Kenyon-Minnett-Weatherford	Burk (33)	Goss (14)	Weatherford (6)	White (2)	Burk (1)
*Milwaukee	Burk-Goss-Kenyon-Minnett-Weatherford	Minnett (26)	Goss (13)	Minnett (4)	Burk/Goss (1)	Weatherford (5)
*at Northern Ky.	Burk-Goss-Kenyon-Minnett-Weatherford	Burk (30)	Goss (11)	Minnett (6)	Burk (1)	3 tied w/ (2)
*at Wright St.	Burk-DePersia-Goss-Kemp-Tyson	Burk (19)	Goss (7)	Weatherford (3)	Tyson (1)	4 tied w/ (2)
*at UIC	Burk-Goss-Minnett-Tyson-Weatherford	Burk (28)	Goss (18)	Burk (6)	Goss/White (1)	Weatherford (3)
*Oakland	Burk-Goss-Minnett-Tyson-Weatherford	Burk (21)	Goss (10)	Minnett (7)	none	Weatherford (2)
*Detroit Mercy	Burk-Goss-Minnett-Tyson-Weatherford	Burk (24)	Goss (12)	Weatherford (7)	Burk/Tyson (1)	Minnett/Weatherford (2)
at UIC						
HL 2nd Rd.						
HL Semis						
HL Championship						

2019-2020 COMPARISON STATISTICS

Opponent	1st	2nd	Score	Mar	Total FG	FG Pct	3-Pointers	3FG Pct	Free Throws	FT Pct	Rebounds	Assist	T/Over	Block	Steal	Fouls
Butler	26/36	21/44	47-80	(33)	21-57/35-59	.368/.593	3-21/6-14	.143/.429	2-8/4-9	.250/.444	30/36 (6)	7/21	14/9	3/4	5/6	14/13
Bradley	23/47	33/43	56-90	(34)	19-54/32-67	.352/.478	7-24/9-27	.292/.333	11-17/17-22	.647/.773	30/46 (16)	10/19	15/7	2/2	4/4	18/15
ANDERSON (IN)	49/29	33/26	72-55	+17	29-68/22-68	.426/.324	8-26/4-24	.308/.167	6-14/7-12	.429/.583	58/33 +25	13/8	23/13	3/6	10/10	20/14
South Fla.	38/36	32/17	70-53	+17	25-49/20-54	.510/.370	10-19/5-23	.526/.217	10-13/8-18	.769/.444	30/35 (5)	15/8	22/23	1/3	10/12	18/14
Loyola Chicago	31/39	31/46	62-85	(23)	33-56/27-44	.411/.614	10-22/9-16	.455/.563	6-9/22-24	.667/.917	28/25 +3	13/16	15/14	0/4	6/7	20/15
Loyola Maryland	36/39	41/42	77-81	(4)	29-60/28-54	.483/.519	9-22/13-29	.409/.448	10-19/12-19	.526/.632	35/30 +5	16/20	19/17	0/2	11/11	23/16
Southern U.	42/38	35/45	77-83	(6)	27-56/34-60	.482/.567	7-20/7-17	.350/.412	16-24/8-12	.667/.667	30/36 (6)	13/17	10/12	4/1	4/2	17/21
EVANSVILLE	37/27	27/43	64-70	(6)	23-58/25-63	.397/.397	5-18/5-23	.278/.217	13-24/15-19	.542/.789	38/44 (6)	13/11	7/8	1/4	2/3	19/20
Morehead State	12/24	39/32	51-56	(5)	21-60/22-61	.350/.361	6-17/4-22	.353/.182	3-10/8-14	.300/.571	40/46 (6)	9/14	14/12	4/8	7/6	17/12
Ball St.	24/40	30/62	54-102	(48)	19-63/32-58	.302/.552	5-14/15-34	.357/.441	11-19/23-29	.579/.793	35/38 (3)	2/20	16/9	0/8	4/9	23/15
IND.-SOUTH BEND	44/22	36/38	80-60	+20	28-74/26-65	.378/.400	10-27/6-25	.370/.240	14-19/2-3	.737/.667	49/39 +10	13/10	17/25	8/7	13/14	10/18
PURDUE FORT WAYNE	42/30	32/35	74-65	+9	26-58/26-67	.448/.388	8-26/10-35	.308/.286	14-16/3-7	.875/.429	34/43 (9)	16/14	11/15	4/4	10/6	14/17
Fresno State	25/52	39/43	64-95	(31)	21-50/32-71	.420/.451	9-20/15-39	.450/.385	13-22/16-17	.591/.941	27/46 (19)	8/21	17/10	2/1	7/11	19/20
YOUNGSTOWN ST.	38/41	35/42	73-83	(10)	26-58/31-59	.448/.525	9-25/9-22	.360/.409	12-28/12-14	.429/.857	34/35 (1)	18/15	15/19	3/3	9/9	16/25
CLEVELAND ST.	34/37	46/45	80-82	(2)	28-54/31-58	.519/.534	9-23/7-13	.391/.538	15-18/13-16	.833/.813	27/28 (1)	21/15	16/15	3/1	9/8	17/20
Milwaukeee	37/34	37/44	74-78	(4)	29-62/29-68	.468/.426	2-13/12-29	.154/.414	14-19/8-14	.737/.571	40/39 +1	12/17	15/13	6/2	7/8	17/21
Green Bay	53/38	40/40	93-78	+15	31-64/27-69	.484/.391	14-28/10-27	.500/.370	17-20/14-19	.850/.737	45/35 +10	22/21	12/11	1/2	6/2	19/16
WRIGHT ST.	31/53	39/31	70-84	(14)	19-57/29-69	.333/.420	5-23/9-23	.217/.391	27-40/17-32	.675/.531	38/48 (10)	9/18	12/9	2/8	5/6	24/25
NORTHERN KY.	34/42	37/54	71-96	(25)	24-63/37-66	.381/.561	4-21/13-35	.190/.371	19-26/9-13	.731/.692	37/39 (2)	14/22	10/10	0/1	5/8	16/21
UIC	23/35	43/40	66-75	(9)	20-60/29-65	.333/.446	6-26/9-23	.231/.391	20-28/8-12	.714/.667	37/41 (4)	11/20	9/12	6/7	4/4	16/24
Detroit Mercy	22/41	42/35	64-76	(12)	27-66/28-66	.409/.424	8-29/9-29	.276/.310	2-7/11-12	.286/.917	37/44 (7)	16/19	13/11	2/9	5/7	13/11
Oakland	33/33	41/41	89-85	+4	30-70/25-72	.429/.347	15-34/11-30	.441/.367	14-19/24-31	.737/.774	54/38 +16	20/16	18/7	5/10	2/4	23/18
Cleveland State	24/32	38/40	62-72	(10)	20-55/23-61	.364/.377	7-24/5-10	.292/.500	15-24/21-25	.625/.840	32/46 (14)	15/13	18/17	4/4	7/13	20/19
Youngstown St.	34/48	42/43	76-91	(15)	28-57/36-66	.491/.545	7-20/12-27	.350/.444	13-21/7-10	.619/.700	23/38 (15)	11/19	7/8	2/1	5/2	12/16
GREEN BAY	27/47	58/44	85-91	(6)	31-74/30-69	.419/.435	12-32/9-20	.375/.450	11-14/22-24	.786/.917	35/48 (13)	18/15	9/12	3/3	1/7	20/17
MILWAUKEE	33/43	40/30	79-80	(1)	23-70/27-62	.329/.435	12-38/9-25	.316/.360	21-33/17-22	.636/.773	41/49 (8)	12/11	13/24	2/2	12/5	21/26
Northern Ky.	39/42	31/42	70-84	(14)	25-59/27-51	.424/.529	6-19/9-19	.316/.474	14-18/21-32	.778/.656	31/33 (2)	13/15	15/12	1/2	7/10	23/17
Wright State	23/60	43/46	66-106	(40)	25-71/36-62	.352/.581	9-24/15-29	.375/.517	7-11/19-25	.636/.760	33/45 (12)	11/20	15/14	1/1	9/8	21/13
UIC	30/35	42/42	72-77	(5)	26-61/26-63	.426/.413	7-25/6-16	.280/.375	13-27/19-26	.481/.731	37/43 (6)	17/14	9/10	2/3	6/4	18/23
OAKLAND	38/35	33/33	71-68	+3	28-55/30-68	.509/.441	9-23/6-27	.391/.222	6-11/2-8	.545/.250	35/36 (1)	16/15	9/6	0/3	4/5	16/13
DETROIT MERCY	44/44	44/46	88-90	(2)	34-67/32-63	.507/.508	7-22/11-29	.318/.379	13-17/15-20	.765/.750	34/32 +2	17/7	9/10	2/1	7/6	15/13

2019-2020 POINTS-REBOUNDS-ASSISTS

Opponent	Date	Score	MINNETT,JA	KEMP,JAKOB	JACKSON JR	DEPERIA,M	KENYON,BRA	TAYLOR,MAR	WILLIAMS,I
at Butler	11/06/19	47-80	L 7-5-0	DNP	DNP	0-2-2	DNP	DNP	3-4-1
at Bradley	11/09/19	56-90	L 17-3-2	DNP	6-2-0	2-2-1	0-1-0	DNP	9-5-1
ANDERSON (IN)	11/11/19	72-55	w 17-5-3	DNP	0-4-2	4-6-0	2-4-0	0-1-0	7-7-1
at South Fla.	11/13/19	70-53	w 17-3-7	DNP	3-0-0	4-4-3	DNP	DNP	9-2-0
at Loyola Chicago	11/20/19	62-85	L 6-4-3	DNP	7-0-0	4-2-4	3-2-0	0-0-0	9-4-1
vs Loyola Maryland	11/25/19	77-81	L 12-6-3	DNP	0-0-0	1-0-3	3-1-0	DNP	7-5-5
vs Southern U.	11/26/19	77-83	L 6-5-3	DNP	0-0-0	7-2-1	DNP	0-0-0	13-6-0
EVANSVILLE	11/30/19	64-70	L 18-4-4	DNP	DNP	1-1-1	DNP	DNP	15-8-3
at Morehead State	12/04/19	51-56	L 13-5-3	2-3-0	DNP	0-1-3	0-0-0	DNP	7-5-0
at Ball St.	12/07/19	54-102	L 17-3-0	2-2-0	3-2-0	0-2-1	0-0-0	DNP	2-4-0
IND.-SOUTH BEND	12/10/19	80-60	w 15-2-3	0-0-0	11-2-0	1-2-2	DNP	0-0-0	10-3-1
PURDUE FORT WAYNE	12/14/19	74-65	w 17-5-4	DNP	5-1-1	2-0-0	DNP	DNP	6-4-1
at Fresno State	12/20/19	64-95	L 13-2-2	0-0-0	10-1-1	0-1-3	7-2-0	0-0-0	10-5-0
YOUNGSTOWN ST.	12/28/19	73-83	L 16-0-6	DNP	3-1-1	2-0-3	DNP	DNP	14-5-3
CLEVELAND ST.	12/30/19	80-82	L 23-0-6	DNP	2-0-2	11-4-4	0-0-0	DNP	DNP
at Milwaukeee	01/03/20	74-78	L 18-4-3	DNP	DNP	4-5-5	DNP	DNP	6-3-2
at Green Bay	01/05/20	93-78	w 31-3-6	DNP	0-0-0	3-5-8	DNP	DNP	2-4-2
WRIGHT ST.	01/10/20	70-84	L 24-4-2	0-0-0	0-1-1	6-4-1	DNP	2-1-0	4-2-2
NORTHERN KY.	01/12/20	71-96	L 7-3-4	DNP	5-2-0	4-1-3	DNP	0-1-1	11-4-1
UIC	01/18/20	66-75	L 12-1-3	0-0-0	3-4-0	0-5-3	0-0-0	DNP	DNP
at Detroit Mercy	01/23/20	64-76	L 15-2-5	2-1-1	DNP	0-4-3	1-0-0	DNP	DNP
at Oakland	01/25/20	89-85	w 30-6-5	DNP	2-2-1	0-0-2	7-1-1	DNP	DNP
at Cleveland State	01/30/20	62-72	L 12-2-2	DNP	4-1-0	0-1-3	0-1-0	DNP	DNP
at Youngstown St.	02/01/20	76-91	L 13-0-3	DNP	DNP	2-2-3	5-2-1	DNP	DNP
GREEN BAY	02/06/20	85-91	L 32-1-3	DNP	DNP	3-2-4	0-1-0	DNP	DNP
MILWAUKEE	02/08/20	79-80	L 26-4-4	1-0-0	DNP	3-3-3	2-0-0	DNP	DNP
at Northern Ky.	02/14/20	70-84	L 9-1-6	4-2-0	DNP	8-2-4	0-2-0	DNP	DNP
at Wright State	02/16/20	66-106	L 18-1-2	8-1-1	DNP	2-3-2	2-0-0	0-1-2	DNP
at UIC	02/22/20	72-77	L 15-7-2	DNP	DNP	2-1-4	DNP	DNP	DNP
OAKLAND	02/27/20	71-68	w 19-3-7	0-1-0	DNP	2-2-1	DNP	DNP	DNP
DETROIT MERCY	02/29/20	88-90	L 22-4-3	DNP	DNP	2-1-2	DNP	DNP	DNP

Opponent	Date	Score	BURK,MARCU	WHITE,TAVE	STOLTZ,SAW	WEATHERFOR	TYSON,ZO	GOSS,ELYJA
at Butler	11/06/19	47-80	L 17-5-1	DNP	DNP	6-5-1	8-5-2	6-3-0
at Bradley	11/09/19	56-90	L 15-3-1	0-0-0	0-0-0	1-1-4	2-3-0	4-8-1
ANDERSON (IN)	11/11/19	72-55	w 25-2-2	0-2-0	0-2-0	6-9-4	0-3-0	11-10-1
at South Fla.	11/13/19	70-53	w 26-9-2	0-0-0	DNP	6-3-1	2-2-0	3-4-2
at Loyola Chicago	11/20/19	62-85	L 23-3-0	0-0-0	0-0-0	0-0-3	8-4-1	2-5-1
vs Loyola Maryland	11/25/19	77-81	L 32-3-1	DNP	DNP	4-5-4	4-1-0	14-13-0
vs Southern U.	11/26/19	77-83	L 27-2-2	0-0-0	DNP	6-1-4	8-6-2	10-5-1
EVANSVILLE	11/30/19	64-70	L 18-0-3	0-0-0	DNP	4-6-1	0-4-1	8-9-0
at Morehead State	12/04/19	51-56	L 8-4-1	DNP	DNP	17-2-1	0-2-0	4-17-1
at Ball St.	12/07/19	54-102	L 6-1-0	0-0-0	0-0-0	10-7-1	4-2-0	10-9-0
IND.-SOUTH BEND	12/10/19	80-60	w 21-1-3	DNP	DNP	3-7-3	2-3-0	17-21-1
PURDUE FORT WAYNE	12/14/19	74-65	w 22-4-4	DNP	DNP	14-4-6	0-1-0	8-11-0
at Fresno State	12/20/19	64-95	L 2-2-0	DNP	DNP	16-3-1	0-2-1	6-7-0
YOUNGSTOWN ST.	12/28/19	73-83	L 16-2-3	DNP	DNP	7-3-1	2-1-0	13-18-1
CLEVELAND ST.	12/30/19	80-82	L 19-4-4	DNP	DNP	7-4-4	10-3-0	8-11-1
at Milwaukeee	01/03/20	74-78	L 15-3-1	DNP	DNP	10-7-1	2-1-0	19-16-0
at Green Bay	01/05/20	93-78	w 27-6-2	DNP	DNP	13-6-2	4-1-1	13-17-1
WRIGHT ST.	01/10/20	70-84	L 17-2-0	0-0-0	DNP	12-5-1	2-3-0	3-14-2
NORTHERN KY.	01/12/20	71-96	L 25-3-3	0-0-0	DNP	12-8-2	4-2-0	3-11-0
UIC	01/18/20	66-75	L 18-3-1	DNP	DNP	17-8-3	DNP	16-15-1
at Detroit Mercy	01/23/20	64-76	L 25-10-3	0-2-0	DNP	6-4-4	DNP	15-12-0
at Oakland	01/25/20	89-85	w 39-3-3	0-2-0	DNP	7-13-4	2-5-0	2-18-4
at Cleveland State	01/30/20	62-72	L 18-6-2	7-2-1	DNP	11-5-6	DNP	10-12-1
at Youngstown St.	02/01/20	76-91	L 22-3-2	2-0-0	DNP	19-3-2	DNP	13-11-0
GREEN BAY	02/06/20	85-91	L 33-5-3	5-6-0	0-0-1	8-5-6	DNP	4-14-1
MILWAUKEE	02/08/20	79-80	L 23-4-1	4-9-1	0-1-0	13-1-2	DNP	7-13-1
at Northern Ky.	02/14/20	70-84	L 30-4-3	0-3-0	0-0-0	10-3-0	DNP	9-11-0
at Wright State	02/16/20	66-106	L 19-3-1	2-4-0	0-0-0	7-6-3	0-4-0	8-7-0
at UIC	02/22/20	72-77	L 28-2-6	0-2-0	DNP	15-4-4	2-1-0	10-18-1
OAKLAND	02/27/20	71-68	w 21-1-0	0-1-0	0-1-0	13-7-5	10-6-0	6-10-3
DETROIT MERCY	02/29/20	88-90	L 24-4-3	0-0-0	DNP	6-2-7	11-8-0	23-12-2

IUPUI CONFERENCE TOURNAMENT HISTORY / RECORDS

CONFERENCE TOURNEY SINGLE-GAME RECORDS

	IUPUI Most (Single Game)	IUPUI Fewest (Single Game)	IUPUI Player - Most (Single Game)
Points:	90 vs. Oakland (3-3-02)	45 vs. North Dakota State (3-6-16)	37 - Leroy Nobles vs. UMKC (3-6-11)
Points in a Half:	48 (1st) vs. Oakland (3-3-02)	16 (1st) vs. Oral Roberts (3-5-07)	---
Scoring Margin:	24 - twice	-38 (47-85) vs. Fort Wayne (3-8-14)	---
Field Goals:	29 - five times	14 vs. Oral Roberts (3-5-07)	13 - Robert Glenn vs. Western Illinois (3-6-10)
FG Attempts:	67 vs. Oral Roberts (3-7-05)	42 vs. South Dakota State (3-9-13)	23 - Charles Price vs. Oral Roberts (3-4-02)
FG%:	57.4% (27-47) vs. Oakland (3-3-02)	29.2% (14-48) vs. Oral Roberts (3-5-07)	80.0% (8-10)-3x (MR Mitch Patton vs. IPFW 3-8-14)
3PT Field Goals:	11 vs. Southern Utah (3-7-04)	1 vs. North Dakota State (3-6-16)	6 - twice (MR Leroy Nobles vs. UMKC 3-6-11)
3PT FG Att.:	26 vs. Omaha (3-6-17)	9 vs. Oral Roberts (3-8-15)	9-6 times (MR Leroy Nobles vs. UMKC 3-6-11)
3FG%:	55.0% (11-20) vs. S. Utah (3-7-04)	8.3% (1-12) vs. North Dakota St. (3-6-16)	75.0% (6-8) Odell Bradley vs. S. Utah (3-10-03)
Free Throws:	32 vs. Oakland (3-3-02)	2 vs. Fort Wayne (3-8-14)	12 - George Hill vs. Oakland (3-4-06)
FT Attempts:	39 vs. Oakland (3-3-02)	4 vs. South Dakota State (3-3-12)	15-twice (MR George Hill vs. Oakland - 3-4-06)
FT%:	100% (10-10) vs. Oakland (3-4-18)	33.3% (2-6) vs. Fort Wayne (3-8-14)	90.0% (9-10)-2x (MR Leroy Nobles vs. UMKC 3-6-11)
Off. Rebounds:	25 vs. Chicago State (3-8-04)	5 - four times	9 - DavRon Williams vs. Oral Roberts (3-8-15)
Def. Rebounds:	33 vs. Southern Utah (3-4-07)	14 vs. South Dakota State (3-3-12)	11-2x (MR Aaron Brennan vs. NDSU 3-4-17)
Rebounds:	49 vs. Chicago State (3-8-04)	22 vs. South Dakota State (3-9-13)	16 - DavRon Williams vs. Oral Roberts (3-8-15)
Fouls:	24 vs. Omaha (3-6-17)	15 - eight times	---
Assists:	19 vs. Oakland (3-3-02)	2 vs. Oral Roberts (3-5-07)	10 - twice
Turnovers:	20 vs. Southern Utah (3-7-04)	5 vs. Valparaiso (3-5-01)	8 - Alex Young vs. Oral Roberts (3-8-10)
Blocks:	8 - twice	0 vs. Western Illinois (3-9-03)	3-seven times (MR Ahmed Ismail at WSU 3-5-19)
Steals:	11 vs. Valparaiso (3-5-02)	0 vs. Oral Roberts (3-5-07)	5 - Billy Pettiford vs. Oral Roberts (3-8-10)

CONFERENCE TOURNEY HISTORY

Year	Seed	Site	Quarterfinals	Semifinals	Finals	All-Tourney
2001:	5	Fort Wayne, Ind.	IUPUI 54, UMKC 52	Valparaiso 65, IUPUI 54		none
2002:	6	Fort Wayne, Ind.	IUPUI 90, Oakland 84	IUPUI 58, Oral Roberts 53	Valparaiso 88, IUPUI 55	Charles Price
2003:	2	Kansas City, Mo.	IUPUI 75, W. Illinois 51	IUPUI 72, Southern Utah 67	IUPUI 66, Valparaiso 64	Josh Mullins, <i>Josh Murray</i>
2004:	2	Kansas City, Mo.	IUPUI 74, Southern Utah 60	IUPUI 68, Chicago State 47	Valparaiso 75, IUPUI 70	<i>Odell Bradley</i>
2005:	4	Tulsa, Okla.	IUPUI 70, W. Illinois 62	Oral Roberts 80, IUPUI 69		none
2006:	2	Tulsa, Okla.	IUPUI 69, Oakland 63	Chicago State 57, IUPUI 53		George Hill
2007:	4	Tulsa, Okla.	IUPUI 71, Southern Utah 59	Oral Roberts 75, IUPUI 54		none
2008:	2	Tulsa, Okla.	IUPUI 69, UMKC 65	IUPUI 80, Oakland 65	Oral Roberts 71, IUPUI 64	George Hill
2009:	4	Sioux Falls, S.D.	Southern Utah 53, IUPUI 48			none
2010:	2	Sioux Falls, S.D.	IUPUI 77, W. Illinois 68	IUPUI 69, Oral Roberts 65	Oakland 76, IUPUI 64	Robert Glenn, Alex Young
2011:	3	Sioux Falls, S.D.	IUPUI 79, UMKC 55	Oral Roberts 83, IUPUI 77		Leroy Nobles
2012:	7	Sioux Falls, S.D.	South Dakota St. 77, IUPUI 56			none
2013:	8	Sioux Falls, S.D.	South Dakota St. 66, IUPUI 49			none
2014:	8	Sioux Falls, S.D.	Fort Wayne 85, IUPUI 47			none
2015:	6	Sioux Falls, S.D.	Oral Roberts 58, IUPUI 56			none
2016:	4	Sioux Falls, S.D.	North Dakota St. 60, IUPUI 45			none
2017:	7	Sioux Falls, S.D.	IUPUI 76, North Dakota St. 57	Omaha 90, IUPUI 62		
2018:	5	Detroit, Mich.	Oakland 62, IUPUI 55			
2019:	8	Detroit, Mich.	Wright State 71, IUPUI 56 (campus)			

MVPs noted in *red italics*

CONFERENCE TOURNEY RECORDS

By Site			By Round			By Opponent		
Fort Wayne, Ind.	3-2	.600	Quarterfinals	11-8	.579	Chicago State	1-1	.500
Kansas City, Mo.	5-1	.833	Semifinals	5-6	.454	Fort Wayne	0-1	.000
Tulsa, Okla.	5-4	.556	Finals	1-4	.200	UMKC	3-0	1.000
Sioux Falls, S.D.	4-9	.308	Totals	17-18	.486	North Dakota State	1-1	.500
<i>(3-6 at SF Arena; 1-3 at PREMIER Center)</i>						Oakland	3-2	.600
Detroit, Mich.	0-1	.000				Omaha	0-1	.000
campus sites	0-1	.000				Oral Roberts	2-5	.286
<i>(0-1 away; 0-0 home)</i>						South Dakota State	0-2	.000
Totals	17-18	.486				Southern Utah	3-1	.750
By Coach			By Seed					
Ron Hunter	16-10	.615	#1	0-0	.000	Valparaiso	1-3	.250
Todd Howard	0-3	.000	#2	10-4	.714	Western Illinois	3-0	1.000
Jason Garder	1-5	.167	#3	1-1	.500	Wright State	0-1	.000
Totals	17-18	.486	#4	2-4	.333	Totals	17-18	.486
			#5	1-2	.333			
			#6	2-2	.500			
			#7	1-2	.333			
			#8	0-3	.000			
			Totals	17-18	.486			
						By League		
						Summit League	17-17	.500
						Horizon League	0-1	.000
						Totals	17-18	.486

ALL-TIME RESULTS

Date	Res.	Loc.	Score
Feb. 12, 1980	L	H	67-78
Feb. 10, 1981	L	A	77-91
Nov. 30, 1999	L	A	65-70
Jan. 4, 2018	L	H	65-70
Jan. 27, 2018	L	A	62-71
Jan. 4, 2019	W	A	66-64
Feb. 9, 2019	L	H	75-76
Jan. 18, 2020	L	H	66-75
Feb. 22, 2020	L	A	72-77

shaded games denote IUPUI's Division I era
score totals in **bold** denote highest in series history

THE LAST MEETING - UIC 77, IUPUI 72 (Feb. 22, 2020 - CHICAGO, ILL.)

JAGS DROP ANOTHER TIGHT ONE, THIS TIME AT UIC, 77-72

CHICAGO (Feb. 22, 2020) - The IUPUI men's basketball team dropped another close affair as the Jaguars came up on the short side of a 77-72 defeat at UIC on Saturday evening (Feb. 22). The most recent result was a tale of twisted whistles and missed free throws as the Jaguars connected on just 13-of-27 (48.1 percent) at the foul line, including 9-of-21 (42.9 percent) in the second half.

Marcus Burk paced four Jaguars in double-digits with 28 points and six assists and Jaylen Minnett finished with 15 points and seven rebounds. In addition, Minnett became just the second player in school history to make at least 100 treys in a single season, doing so with a late make.

Grant Weatherford contributed 15 points, four rebounds and four assists and Elyjah Goss had his 11th double-double of the season with 10 points and 18 rebounds. Goss, playing in front of a sizable contingent of friends and family members, became IUPUI's single-season rebound leader, upping his total to 340 on the season. With his 11th double-double, the Illinois-native moved to the second most double-doubles in a season during the Jaguars' Division I era, trailing only Odell Bradley's 12 from 2003-04.

And while there were numerous positives, it was the missed free throws and seventh straight defeat that left the sour taste in the Jaguars' mouths.

After a wretched start, IUPUI (6-23, 2-14 HL) was in the fight throughout, but seemingly unable to get over the hump. The Jaguars tied the game at 60 all with 5:24 to play when Weatherford scored on a fast break after a nice find from Burk. The Jags tied the game again at 62 all with 4:36 left when Goss scored in close, but IUPUI continued to chase the game.

UIC's Tarkus Ferguson pumped in an old fashioned three-point play to keep the hosts in front until Minnett clanged in a trey with 3:22 remaining. The teams traded free throws before Ferguson scored another three-point play to give the hosts the lead for good. Weatherford cut it to one with a drive, but Marcus Ottey fired back with a corner three to push the UIC (14-15, 9-7 HL) lead to four.

After Minnett split a pair of foul shots, IUPUI got a much needed stop when Ferguson was called for an illegal screen against Burk. On the ensuing trip, Burk was fouled and hit both freebies to make it a one-point game. Even after Ferguson capped his 11-point, seven-assist game with a short jumper, IUPUI had a chance but Burk came up well short on a contested three from the left side.

IUPUI outshot UIC, connecting on 42.6 percent overall while holding the Flames to just over 41 percent. However, the difference in the game was the foul line as the two teams had nearly identical attempts, but UIC outscored the guests 19-13.

Ottey led UIC with 16 points and Jamie Ahale added 15 on a perfect 5-of-5 effort from beyond the arc. Braelen Bridges tallied 12 points, largely in close.

The IUPUI quartet of Burk, Minnett, Weatherford and Goss contributed for all but four of the team's points as both Zo Tyson and Mike DePersia added two each. Taveion White was the only other IUPUI player to see time as he closed with two boards, a steal and an assist in 16 minutes of action.

IUPUI fell behind 10-0 to open the game and was held off the scoreboard until Burk splashed a three at the 15:24 mark. UIC pushed the lead to 21-7 when Jamie Ahale drilled a corner three with 11:54 left in the half, but IUPUI fired back by stacking up defensive stops. The Jags rifled off a 10-0 run and outscored UIC 15-2 over a six-plus minute stretch, aided by a Ferguson technical foul that resulted in four made free throws.

UIC used a mini 6-0 run late in the half to rebuild a seven-point lead before Burk hit a pull-up jumper on the final possession made it 35-30 at the break.

Burk finished the game 9-of-20 from the floor and 4-of-9 from three-point range. He was also 6-of-8 from the line and delivered his six assists against just one turnover. As a team, IUPUI had 17 assists and just nine turnovers as both Weatherford and DePersia had four assists each.

The loss gave UIC a season sweep of the series as the Jags fell to 1-8 all-time against the Flames.

IUPUI 72 • 6-23, 2-14 Horizo

#	Player	Total			3-Ptr		Rebounds					PF	TP	A	TO	Blk	Stl	Min
		FG	FGA	FT	FTA	Off	Def	Tot										
30	TYSON, Zo	f	1-2	0-0	0-0	1	0	1	1	2	0	1	0	0	6			
32	GOSS, Elijah	f	4-8	0-1	2-6	5	13	18	3	10	1	1	1	2	40			
00	MINNETT, Jaylen	g	5-15	3-9	2-5	2	5	7	4	15	2	3	0	0	36			
14	BURK, Marcus	g	9-20	4-9	6-8	1	1	2	3	28	6	1	0	0	38			
23	WEATHERFORD, Grant	g	6-11	0-4	3-6	1	3	4	3	15	4	0	0	3	40			
10	DePERSIA, Mike		1-3	0-2	0-0	0	1	1	1	2	4	1	0	0	24			
15	WHITE, Taveion		0-2	0-0	0-2	1	1	2	3	0	0	2	1	1	16			
Team						2		2										
Totals			26-61	7-25	13-27	13	24	37	18	72	17	9	2	6	200			
FG % 1st Half: 12-34		35.3%	2nd half: 14-27		51.9%	Game: 26-61		42.6%	Deadball									
3FG % 1st Half: 2-15		13.3%	2nd half: 5-10		50.0%	Game: 7-25		28.0%	Rebounds									
FT % 1st Half: 4-6		66.7%	2nd half: 9-21		42.9%	Game: 13-27		48.1%	7.1									

UIC 77 • 14-15, 9-7 Horizo

#	Player		Total		3-Ptr		Rebounds			PF	TP	A	TO	Blk	Stl	Min	
			FG	FGA	FG	FGA	FT	FTA	Off								Def
02	Michael Diggins	f	3-9	0-2	2-4		3	3	6	3	8	0	2	1	2	32	
13	Jordan Blount	f	1-7	0-0	5-6		4	10	14	3	7	0	2	0	0	31	
23	Braelen Bridges	f	5-8	0-0	2-2		3	2	5	4	12	0	1	2	1	14	
01	Marcus Ottey	g	6-15	1-2	3-4		1	0	1	2	16	1	0	0	1	29	
04	Tarkus Ferguson	g	4-10	0-3	3-4		0	5	5	4	11	7	1	0	0	29	
03	Jacob Wiley		1-1	0-0	1-2		0	4	4	3	3	1	1	0	0	15	
20	Jamie Ahale		5-5	5-5	0-0		0	1	1	1	15	0	0	0	0	19	
25	Godwin Boahen		1-8	0-4	3-4		1	2	3	3	5	5	3	0	0	31	
Team							3	1	4								
Totals					26-63	6-16	19-26	15	28	43	23	77	14	10	3	4	200
FG % 1st Half: 15-37			40.5%	2nd half: 11-26			42.3%	Game: 26-63			41.3%	Deadball					
3FG % 1st Half: 3-10			30.0%	2nd half: 3-6			50.0%	Game: 6-16			37.5%	Rebounds					
FT % 1st Half: 2-4			50.0%	2nd half: 17-22			77.3%	Game: 19-26			73.1%	4.1					

Officials: Michael Kitts, Eric Curry, Lamont Simpson
Technical fouls: IUPUI-TEAM. UIC-Tarkus Ferguson.

Attendance: 2040

2019-20 Men's Basketball. Round: 0. IUPUI vs UIC. Played at Credit Union 1 Are

Score by periods	1st	2nd	Total
IUPUI	30	42	72
UIC	35	42	77

Last FG - IUPUI 2nd-02:04, UIC 2nd-00:08.
Largest lead - IUPUI None, UIC by 14 1st-11:54.
IUPUI led for 00:00. UIC led for 37:11. Game was tied for 02:49.

Score tied - 4 times.
Lead changed - 0 times.

SERIES BREAKDOWN

All-Time: IUPUI is 1-8 all-time against UIC

Current Streak: IUPUI has lost 3

Longest IUPUI Winning Streak: 1 game (Jan. 4, 2019)

Longest IUPUI Losing Streak: 5 games (Feb. 12, 1980 - Jan. 27, 2018)

Last Matchup: UIC 77, IUPUI 72 (Feb. 22, 2020 - Chicago)

Record at Home: 0-4

Record in Chicago: 1-4

Neutral: 0-0

Last 10 Matchups: IUPUI is 1-8

Largest Win: 66-64 on Jan. 4, 2019

Slimmest Win: 66-64 on Jan. 4, 2019

Largest Defeat: 77-91 on Feb. 10, 1981

Slimmest Defeat: 75-76 on Feb. 9, 2019



Byron Rimm II was named the program's interim head coach for the 2019-2020 season on Aug. 27, 2019, becoming the ninth head coach in program history. He originally joined the IUPUI program in October 2018 as the Jaguars' associate head coach.

In his first season on the Jaguars' sidelines, IUPUI's 16 wins were the program's most since a 19-win campaign in 2010-

11. Included in the wins was a benchmark road win at ACC foe Boston College and a win of the Niagara Regional of the Fort Myers Tip-Off Classic during non-conference play. The Jaguars were later selected to play in the 2019 CIT, earning the program's third postseason appearance in the Division I era.

Rimm has an extensive background in college basketball including having served as head coach at Prairie View A&M from 2006-15. During his time with the Panthers, the program ascended to new heights, including back-to-back appearances in the SWAC tournament championship game in 2013 and 2014. Before Prairie View, the Pensacola, Fla.-native gained valuable experience on the West Coast, which included assistant coaching stops at Pasadena City College and Chaffey Community College from 1997-2000.

He directed Cal State San Bernardino to a No. 3 national ranking in NCAA Division II during the 2000 campaign and then took over the reins as the head women's basketball coach at Texas College in Tyler, Texas, guiding the team to a 20-12 mark in his lone season. At the time, the 20-12 mark was the most successful season in program history. He then had a four-year run as the head men's coach with Jarvis Christian College before joining Prairie View A&M as an assistant for the 2005-06 season. He was promoted to the head coaching spot the following season at age 32.

He coached Prairie View A&M to winning seasons in 2008-09 and 2009-10 and won 115 games during his time as head coach. His 2014 squad boasted the highest APR ranking among SWAC teams and also registered the best score in program history.

Since then, Rimm has served as the director of basketball operations at Texas A&M Corpus Christi in 2016-17 and as an assistant at UC Riverside in 2017-18.

Rimm played at Ventura College and California State University Los Angeles before earning his degree from Cal State, Los Angeles in 1999. He earned his master's degree in education from American InterContinental University in 2005.



THE RIMM FILE

School: Cal State, Los Angeles, '99

Seasons with IUPUI:2nd season

Career Record:189-266 (14 years)

Division I Record: 122-215 (10 years)

IUPUI Record: 7-24 (1 year)

Coaching Experience:

.....1997-99, Asst. Coach, Pasadena C.C.
 1999-00, Asst. Coach, Chaffey College
 2000-01, Asst. Coach, Cal State San Bernadino
 2001-02, Head Coach, Texas College (women)
 2002-05, Head Coach, Jarvis Christian
 2006-16, Head Coach, Prairie View A&M
 2016-17, Director of Ops., Texas A&M CC
 2017-18, Assistant Coach, UC Riverside
 2018-19, Associate Head Coach, IUPUI
2019-pres., Interim Head Coach, IUPUI



PLAYER BIOS



JAYLEN MINNETT

#0

Junior | Guard
6-1 | 180
Terre Haute, Ind.
Terre Haute South

Birthdate: July 24, 1999 (age 20)
Major: Sports Management

QUICK NOTES

2019 HL 6th Man of the Year... IUPUI's single-season (111) and career leader (240) in 3's made... tallied his 1,000th career point against GB on Feb. 6... his 78 3's made last season was the 7th-highest single-season total in IUPUI history... his 7.1 ppg scoring avg as a frosh was the highest by an IUPUI rookie since Alex Young averaged 10.8 points per game in 2008-09... his 51 3's made in '17-18 were the most by a freshman in the program's DI-era... named to the Indiana All-Star Team... finished as Terre Haute South's all-time leading scorer (1,782 career pts).

CAREER/SEASON HIGHS

CAREER HIGH	CATEGORY	SEASON HIGH
32 vs. Green Bay (2/6/2020)	PTS	32 vs. Green Bay (2/6/2020)
7 at UIC (2/22/2020)	REB	7 at UIC (2/22/2020)
7 - twice	AST	7 - twice
11 vs. Green Bay (2/6/2020)	FG	11 vs. Green Bay (2/6/2020)
30 vs. Milwaukee (2/8/2020)	FGA	30 vs. Milwaukee (2/8/2020)
8 vs. Green Bay (2/6/2020)	3FG	8 vs. Green Bay (2/6/2020)
19 vs. Milwaukee (2/8/2020)	3FGA	19 vs. Milwaukee (2/8/2020)
9 at Green Bay (1/5/2020)	FT	9 at Green Bay (1/5/2020)
9 - twice	FTA	9 - twice
4 at South Florida (11/13/19)	STL	4 at South Florida (11/13/19)
1 - 6x	BLK	1 - 3x
44 vs. Milwaukee (2/8/2020)	MIN	44 vs. Milwaukee (2/8/2020)

GAME-BY-GAME

Opponent	MIN	FG	3FG	FT	O-D-T	PF	A	TO	B	S	PTS
at Butler*	34	3-12	1-7	0-0	2-3-5	2	0	0	1	0	7
at Bradley*	29	5-11	5-8	2-2	0-3-3	0	2	2	0	0	17
Anderson*	29	6-14	4-10	1-2	0-5-5	3	3	1	0	1	17
at South Fla.*	34	5-14	4-9	3-3	1-2-3	0	7	4	0	4	17
at Loyola*	30	2-8	2-8	0-0	1-3-4	0	3	3	0	1	6
vs. Loyola (Md.)*	30	5-13	2-8	0-0	1-5-6	4	3	6	0	3	12
vs. Southern*	27	2-10	1-5	1-1	0-5-5	0	3	1	0	0	6
Evansville*	36	6-17	3-11	3-4	0-4-4	3	4	0	0	0	18
at Morehead St.*	38	5-17	2-7	1-3	1-4-5	1	3	0	0	3	13
at Ball St.*	35	6-12	4-7	1-3	0-3-3	0	0	1	0	1	17
IU South Bend*	35	5-12	5-10	0-0	0-2-2	2	3	5	1	2	15
Purdue FW*	36	5-16	3-11	4-4	0-5-5	0	4	2	0	0	17
at Fresno St.*	38	4-10	2-7	3-4	0-2-2	2	2	1	0	1	13
Y'town St.*	34	6-13	4-9	0-0	0-0-0	3	6	6	0	1	16
Cleveland St.*	37	8-16	7-13	0-0	0-0-0	3	6	1	0	2	23
at Milwaukee*	38	6-17	2-7	4-5	0-4-4	3	3	1	0	2	18
at Green Bay*	40	8-15	6-10	9-9	0-3-3	1	6	1	0	1	31
Wright St.*	38	7-17	3-12	7-9	2-2-4	1	2	1	0	3	24
Northern Ky.*	34	1-7	1-5	4-4	0-3-3	1	4	2	0	1	7
UIC*	35	3-13	2-8	4-4	0-1-1	4	3	3	1	1	12
at Detroit Mercy*	36	6-17	3-12	0-0	0-2-2	3	5	6	0	1	15
at Oakland*	40	10-24	6-14	4-5	1-5-6	2	5	7	0	1	30
at Cleveland St.*	33	4-13	2-7	2-2	0-2-2	5	2	4	0	0	12
at Y'town St.*	33	4-13	3-9	2-2	0-0-0	1	3	1	0	1	13
Green Bay*	37	11-27	8-18	2-3	0-1-1	3	3	3	0	0	32
Milwaukee*	44	8-30	5-19	5-7	0-4-4	3	4	4	0	2	26
at Northern Ky.*	33	4-15	1-6	0-0	0-1-1	1	6	1	0	1	9
at Wright St.	35	6-20	6-15	0-0	0-1-1	0	2	5	0	2	18
at UIC*	36	5-15	3-9	2-5	2-5-7	4	2	3	0	0	15
Oakland*	38	6-12	5-9	2-5	0-3-3	2	7	4	0	1	19
Detroit Mercy*	40	8-18	6-14	0-0	0-4-4	1	3	2	0	2	22
at UIC											
HL 2nd Round											
HL Semis											
HL Finals											

* denotes starter

CAREER STATS

Season	GP-GS	MIN-Avg	FG	Pct.	3FG	Pct.	FT	Pct.
2017-18	30-4	630-21.0	69-173	.399	51-126	.405	24-30	.800
2018-19	33-1	790-23.9	131-368	.356	78-247	.316	55-63	.873
2019-20	31-30	1092-35.2	170-468	.363	111-304	.365	66-86	.767
TOTALS	94-35	2512-26.7	370-1009	.367	240-677	.355	145-179	.813

REBOUNDS

Season	O-D-REB-AVG.	PF-DQ	AST	TO	BLK	STL	PTS-PPG
2017-18	12-24-36-1.2	42-0	35	39	1	14	213-7.1
2018-19	10-58-68-2.1	53-0	65	49	2	29	395-12.0
2019-20	11-87-98-3.2	58-1	109	81	3	38	517-16.7
TOTALS	33-169-202-2.1	153-1	209	169	6	81	1125-12.0



JAKOBY KEMP

#1

Junior | Forward
6-8 | 190
Layton, Utah
Layton (Missouri/Salt Lake C.C.)

Birthdate: September 22, 1997 (age 22)
Major: General Studies

QUICK NOTES

Redshirted as a freshman at Missouri before transferring to play at Salt Lake Community College last season... helped Salt Lake to a 30-3 record and a trip to the NJCAA Tournament after winning the District I title... averaged 4.5 points and 2.6 rebounds per game as a freshman at Salt Lake... first-ever native of Utah in the IUPUI basketball program's history... older brother, Marcus, is a wide receiver for the Kansas City Chiefs (currently on IR) and played collegiately at Hawaii.

CAREER/SEASON HIGHS

CAREER HIGH	CATEGORY	SEASON HIGH
8 - twice	PTS	8 at Wright State (2/16/2020)
4 at Cleveland State (2/16/19)	REB	3 at Morehead State (12/4/19)
1 - 3x	AST	1 - twice
3 - twice	FG	3 at Wright State (2/16/2020)
7 at Ball State (12/7/19)	FGA	7 at Ball State (12/7/19)
1 at Wright State (2/16/2020)	3FG	1 at Wright State (2/16/2020)
1 - 4x	3FGA	1 - 3x
3 vs. IU Kokomo (12/6/18)	FT	2 at Northern Kentucky (2/14/2020)
4 vs. IU Kokomo (12/6/18)	FTA	3 at Northern Kentucky (2/14/2020)
1 - twice	STL	1 at Ball State (12/7/19)
1 vs. IU Kokomo (12/6/18)	BLK	---
12 at Wright State (2/16/2020)	MIN	12 at Wright State (2/16/2020)

GAME-BY-GAME

Opponent	MIN	FG	3FG	FT	O-D-T	PF	A	TO	B	S	PTS
at Butler											DID NOT PLAY
at Bradley											DID NOT PLAY
Anderson											DID NOT PLAY
at South Fla.											DID NOT PLAY
at Loyola											DID NOT PLAY
vs. Loyola (Md.)											DID NOT PLAY
vs. Southern											DID NOT PLAY
Evansville											DID NOT PLAY
at Morehead St.	6	1-2	0-0	0-0	0-3-3	0	0	1	0	0	2
at Ball St.	11	1-7	0-0	0-0	2-0-2	1	0	0	0	1	2
IU South Bend	2	0-1	0-1	0-0	0-0-0	0	0	0	0	0	0
Purdue FW											DID NOT PLAY
at Fresno St.	0+	0-0	0-0	0-0	0-0-0	1	0	1	0	0	0
Y'town St.											DID NOT PLAY
Cleveland St.											DID NOT PLAY
at Milwaukee											DID NOT PLAY
at Green Bay											DID NOT PLAY
Wright St.	2	0-1	0-0	0-0	0-0-0	1	0	0	0	0	0
Northern Ky.											DID NOT PLAY
UIC	3	0-0	0-0	0-0	0-0-0	1	0	0	0	0	0
at Detroit Mercy	11	1-2	0-1	0-0	1-0-1	0	1	1	0	0	2
at Oakland											DID NOT PLAY
at Cleveland St.											DID NOT PLAY
at Y'town St.											DID NOT PLAY
Green Bay											DID NOT PLAY
Milwaukee	5	0-0	0-0	1-2	0-0-0	0	0	0	0	0	1
at Northern Ky.	11	1-2	0-0	2-3	0-2-2	3	0	1	0	0	4
at Wright St.*	12	3-4	1-1	1-1	0-1-1	2	1	3	0	0	8
at UIC											DID NOT PLAY
Oakland	3	0-1	0-0	0-0	0-1-1	1	0	0	0	0	0
Detroit Mercy											DID NOT PLAY
at UIC											
HL 2nd Round											
HL Semis											
HL Finals											

* denotes starter


CAREER STATS

Season	GP-GS	MIN-Avg	FG	Pct.	3FG	Pct.	FT	Pct.
2018-19	6-0	34-5.7	6-7	.857	0-1	.000	5-8	.625
2019-20	11-1	66-6.0	7-20	.350	1-3	.333	4-6	.667
TOTALS	17-1	97-5.8	13-27	.481	1-4	.250	9-14	.643

REBOUNDS

Season	O-D-REB-AVG.	PF-DQ	AST	TO	BLK	STL	PTS-PPG
2018-19	5-3-8-1.3	5-0	1	4	1	1	17-2.8
2019-20	3-7-10-0.9	10-0	2	7	0	1	19-1.9
TOTALS	8-10-18-1.1	15-0	3	11	1	2	36-2.3

PLAYER BIOS



JAMIL JACKSON JR. #2

Junior | Guard/Forward
6-6 | 190
Minneapolis, Minn.
Minneapolis North (Southern Utah)

Birthdate: Mar. 5, 1998 (age 21)
Major: General Studies

QUICK NOTES

Joined the IUPUI program in the summer of 2018 and sat out the 2018-19 season after transferring in from Southern Utah... limited to five games at SUU, totaling 14 points before missing the remainder of the season to injury... was an HM NJCAA All-American selection after averaging 16.3 ppg and 6.4 rpg as a freshman at Williston State in 2016-17... was named among the nation's Top 75 JUCO players after that season... hasn't played in a game since Nov. 25, 2017 when SUU lost at UNLV, 101-82... full name is Nieta Jamil Aki Jackson.

CAREER/SEASON HIGHS

CAREER HIGH	CATEGORY	SEASON HIGH
11 vs. IU South Bend (12/10/19)	PTS	11 vs. IU South Bend (12/10/19)
4 - twice	REB	4 - twice
2 - 4x	AST	2 - twice
4 - twice	FG	4 vs. IU South Bend (12/10/19)
13 vs. IU South Bend (12/10/19)	FGA	13 vs. IU South Bend (12/10/19)
2 - twice	3FG	2 - twice
5 at Fresno State (12/20/19)	3FGA	5 at Fresno State (12/20/19)
4 at Bradley (11/9/19)	FT	4 at Bradley (11/9/19)
5 at Bradley (11/9/19)	FTA	5 at Bradley (11/9/19)
1 - 5x	STL	1 - 3x
1 - twice	BLK	1 vs. Purdue Fort Wayne (12/14/19)
24 at Fresno State (12/20/19)	MIN	24 at Fresno State (12/20/19)

GAME-BY-GAME

Opponent	MIN	FG	3FG	FT	O-D-T	PF	A	TO	B	S	PTS
at Butler					DID NOT PLAY						
at Bradley	19	1-5	0-3	4-5	0-2-2	1	0	1	0	0	6
Anderson	16	0-5	0-3	0-0	0-4-4	0	2	0	0	0	0
at South Fla.	9	1-4	1-3	0-0	0-0-0	2	0	2	0	0	3
at Loyola	5	2-3	2-2	1-2	0-0-0	0	0	1	0	0	7
vs. Loyola (Md.)	7	0-1	0-1	0-0	0-0-0	1	0	1	0	0	0
vs. Southern	2	0-0	0-0	0-0	0-0-0	0	0	0	0	0	0
Evansville					DID NOT PLAY						
at Morehead St.					DID NOT PLAY						
at Ball St.	16	1-4	0-2	1-2	0-2-2	1	0	2	0	0	3
IU South Bend	14	4-13	0-3	3-4	2-0-2	0	0	0	0	1	11
Purdue FW	17	2-6	1-3	0-0	0-1-1	0	1	0	1	1	5
at Fresno St.	24	3-9	2-5	2-3	0-1-1	3	1	2	0	0	10
Y'town St.	8	1-1	1-1	0-0	0-1-1	1	1	2	0	0	3
Cleveland St.	20	1-5	0-3	0-0	0-0-0	1	2	2	0	0	2
at Milwaukee					DID NOT PLAY						
at Green Bay	3	0-1	0-1	0-0	0-0-0	1	0	0	0	0	0
Wright St.	5	0-2	0-1	0-0	1-0-1	1	1	1	0	0	0
Northern Ky.	13	1-6	0-4	3-4	0-2-2	3	0	1	0	1	5
UIC	12	1-5	0-2	1-2	1-3-4	0	0	1	0	0	3
at Detroit Mercy					DID NOT PLAY						
at Oakland	10	1-2	0-1	0-0	0-2-2	2	1	0	0	0	2
at Cleveland St.	5	1-2	1-2	1-2	0-1-1	0	0	0	0	0	4
at Y'town St.					DID NOT PLAY						
Green Bay					DID NOT PLAY						
Milwaukee					DID NOT PLAY						
at Northern Ky.					DID NOT PLAY						
at Wright St.					DID NOT PLAY						
at UIC					DID NOT PLAY						
Oakland					DID NOT PLAY						
Detroit Mercy					DID NOT PLAY						
at UIC											
HL 2nd Round											
HL Semis											
HL Finals											

* denotes starter

CAREER STATS

Season	GP-GS	MIN-Avg	FG	Pct.	3FG	Pct.	FT	Pct.
2017-18*	5-0	71-14.2	6-14	.429	0-3	.000	2-2	1.000
2019-20	18-0	206-11.4	20-74	.270	8-40	.200	16-24	.667
TOTALS	18-0	206-11.4	20-74	.270	8-40	.200	16-24	.667

REBOUNDS

Season	O-D-REB-AVG.	PF-DQ	AST	TO	BLK	STL	PTS-PPG
2017-18*	1-1-2-0.4	9-1	5	3	1	2	14-2.8
2019-20	4-19-23-1.3	17-0	9	16	1	3	64-3.6
TOTALS	4-19-23-1.3	17-0	9	16	1	3	64-3.6

*at Southern Utah | TOTALS only reflect IUPUI totals



MIKE DePERSIA #10

Freshman | Guard
5-11 | 170
Cherry Hill, N.J.
Haddonfield Memorial

Birthdate: Apr. 30, 2000 (age 19)
Major: Biomedical Engineering

QUICK NOTES

Named the South Jersey Player of the Decade... starting PG on two-time New Jersey state champion Haddonfield Memorial team... the DePersia family is one of just four families in New Jersey high school history to have three siblings all score 1,000 career points as his twin brothers, Nick and Rob, also hit for 1,000 career points... Nick and Rob later played at Rowan University in Glassboro, N.J.... Rob now serves as a graduate assistant on Villanova's MBB staff... played AAU for Team Speed/VIS AAU.

CAREER/SEASON HIGHS

CAREER HIGH	CATEGORY	SEASON HIGH
11 vs. Cleveland St. (12/30/2019)	PTS	11 vs. Cleveland St. (12/30/2019)
6 vs. Anderson (11/11/19)	REB	6 vs. Anderson (11/11/19)
8 at Green Bay (1/5/2020)	AST	8 at Green Bay (1/5/2020)
3 - twice	FG	3 - twice
6 at Loyola Chicago (11/20/19)	FGA	6 at Loyola Chicago (11/20/19)
1 - 4x	3FG	1 - 4x
3 - twice	3FGA	3 - twice
6 vs. Wright St. (1/10/20)	FT	6 vs. Wright St. (1/10/20)
10 vs. Wright St. (1/10/20)	FTA	10 vs. Wright St. (1/10/20)
3 - 4x	STL	3 - 4x
---	BLK	---
37 at Loyola Chicago (11/20/19)	MIN	37 at Loyola Chicago (11/20/19)

GAME-BY-GAME

Opponent	MIN	FG	3FG	FT	O-D-T	PF	A	TO	B	S	PTS
at Butler	26	0-1	0-1	0-0	0-2-2	2	2	1	0	0	0
at Bradley	22	1-4	0-3	0-1	0-2-2	2	1	0	0	0	2
Anderson*	33	2-4	0-2	0-1	1-5-6	2	0	5	0	1	4
at South Fla.*	30	2-3	0-1	0-0	2-2-4	3	3	3	0	2	4
at Loyola*	37	2-6	0-1	0-0	1-1-2	3	4	1	0	3	4
vs. Loyola (Md.)*	25	0-3	0-2	1-2	0-0-0	1	3	0	0	2	1
vs. Southern*	26	2-5	0-0	3-5	1-1-2	4	1	1	0	0	7
Evansville*	20	0-2	0-1	1-2	0-1-1	1	1	0	0	0	1
at Morehead St.	13	0-2	0-2	0-0	0-1-1	1	3	0	0	1	0
at Ball St.	15	0-1	0-0	0-1	2-0-2	2	1	2	0	0	0
IU South Bend	16	0-5	0-2	1-2	1-1-2	1	2	2	0	3	1
Purdue FW	15	1-2	0-1	0-0	0-0-0	2	0	1	0	1	2
at Fresno St.	24	0-1	0-0	0-0	0-1-1	1	3	5	0	1	0
Y'town St.	14	1-1	0-0	0-2	0-0-0	0	3	0	0	2	2
Cleveland St.*	24	3-3	1-1	4-4	2-2-4	3	4	3	0	2	11
at Milwaukee	24	2-4	0-1	0-0	2-3-5	4	5	1	0	1	4
at Green Bay	31	1-5	1-3	0-0	2-3-5	4	8	1	0	1	3
Wright St.	19	0-1	0-1	6-10	1-3-4	1	1	1	0	0	6
Northern Ky.	18	2-4	0-2	0-0	0-1-1	4	3	0	0	0	4
UIC*	32	0-2	0-1	0-1	0-5-5	0	3	1	0	2	0
at Detroit Mercy*	33	0-5	0-2	0-0	1-3-4	2	3	1	0	3	0
at Oakland	9	0-0	0-0	0-0	0-0-0	0	2	3	0	1	0
at Cleveland St.	21	0-1	0-1	0-0	0-1-1	1	3	2	0	1	0
at Y'town St.	23	1-2	0-0	0-2	1-1-2	0	3	1	0	0	2
Green Bay	14	1-3	0-0	1-1	1-1-2	1	4	0	0	0	3
Milwaukee	26	1-2	1-2	0-0	0-3-3	1	3	1	0	3	3
at Northern Ky.	22	3-3	1-1	1-2	1-1-2	5	4	2	0	2	8
at Wright St.*	21	1-3	0-0	0-0	3-0-3	2	2	1	0	0	2
at UIC	24	1-3	0-2	0-0	0-1-1	1	4	1	0	0	2
Oakland	12	0-0	0-0	2-2	0-2-2	2	1	0	0	0	2
Detroit Mercy	14	1-1	0-0	0-0	0-1-1	3	2	0	0	1	2
at UIC											
HL 2nd Round											
HL Semis											
HL Finals											

* denotes starter


CAREER STATS

Season	GP-GS	MIN-Avg	FG	Pct.	3FG	Pct.	FT	Pct.
2019-20	31-10	683-22.0	28-81	.346	4-33	.121	20-38	.526
TOTALS	31-10	683-22.0	28-81	.346	4-33	.121	20-38	.526

REBOUNDS

Season	O-D-REB-AVG.	PF-DQ	AST	TO	BLK	STL	PTS-PPG
2019-20	22-48-70-2.3	59-1	82	40	0	33	80-2.6
TOTALS	22-48-70-2.3	59-1	82	40	0	33	80-2.6

PLAYER BIOS



BRANDON KENYON #11

Sophomore | Forward/Center
6-10 | 225
Caledonia, Ontario
RISE Prep

Birthdate: February 18, 1999 (age 20)
Major: Criminal Justice

QUICK NOTES

First Canadian-born IUPUI player since 1998-1999 (Shaun Clarke), however Clarke red-shirted his lone season and never appeared in a game for the Jaguars... was a teammate of Duke's R.J. Barrett and Florida guard Andrew Nembhard while playing for the 17U Nike EYBL UPLAY Canada program... is one of 119 Canadians playing Division I basketball this season, 77 of whom are Ontario natives.

CAREER/SEASON HIGHS

CAREER HIGH	CATEGORY	SEASON HIGH
8 vs. IU Kokomo (12/6/18)	PTS	7 - twice
4 - twice	REB	4 vs. Anderson (11/11/19)
1 - 3x	AST	1 - twice
3 vs. IU Kokomo (12/6/18)	FG	2 - 3x
6 vs. IU Kokomo (12/6/18)	FGA	4 at Oakland (1/25/20)
1 - twice	3FG	1 - twice
2 - 4x	3FGA	2 - 3x
3 - twice	FT	3 at Fresno State (12/20/19)
3 - twice	FTA	3 at Fresno State (12/20/19)
1 - 4x	STL	1 - twice
1 - 3x	BLK	1 at Cleveland State (1/30/20)
20 - twice	MIN	20 - twice

GAME-BY-GAME

Opponent	MIN	FG	3FG	FT	O-D-T	PF	A	TO	B	S	PTS
at Butler					DID NOT PLAY						
at Bradley	5	0-0	0-0	0-0	0-1-1	3	0	0	0	1	0
Anderson	9	1-3	0-1	0-0	1-3-4	3	0	1	0	0	2
at South Fla.					DID NOT PLAY						
at Loyola	6	1-3	1-2	0-0	1-1-2	1	0	0	0	1	3
vs. Loyola (Md.)	9	1-2	0-1	1-2	0-1-1	2	0	0	0	0	3
vs. Southern					DID NOT PLAY						
Evansville					DID NOT PLAY						
at Morehead St.	2	0-0	0-0	0-0	0-0-0	0	0	0	0	0	0
at Ball St.	7	0-2	0-1	0-0	0-0-0	0	0	0	0	0	0
IU South Bend					DID NOT PLAY						
Purdue FW					DID NOT PLAY						
at Fresno St.	6	2-2	0-0	3-3	0-2-2	1	0	0	0	0	7
Y'town St.					DID NOT PLAY						
Cleveland St.	1	0-1	0-0	0-0	0-0-0	0	0	0	0	0	0
at Milwaukee					DID NOT PLAY						
at Green Bay					DID NOT PLAY						
Wright St.					DID NOT PLAY						
Northern Ky.					DID NOT PLAY						
UIC	1	0-0	0-0	0-0	0-0-0	0	0	0	0	0	0
at Detroit Mercy	3	0-0	0-0	1-2	0-0-0	0	0	0	0	0	1
at Oakland*	20	2-4	1-2	2-2	1-0-1	4	1	0	0	0	7
at Cleveland St.*	10	0-3	0-2	0-0	1-0-1	3	0	2	1	0	0
at Y'town St.*	20	2-3	0-0	1-2	2-0-2	1	1	1	0	0	5
Green Bay*	13	0-1	0-1	0-0	0-1-1	2	0	0	0	0	0
Milwaukee*	6	1-2	0-1	0-0	0-0-0	2	0	1	0	0	2
at Northern Ky.*	5	0-2	0-0	0-0	1-1-2	0	0	1	0	0	0
at Wright St.	6	1-1	0-0	0-0	0-0-0	2	0	1	0	0	2
at UIC					DID NOT PLAY						
Oakland					DID NOT PLAY						
Detroit Mercy					DID NOT PLAY						
at UIC											
HL 2nd Round											
HL Semis											
HL Finals											


* denotes starter

CAREER STATS

Season	GP-GS	MIN-Avg	FG	Pct.	3FG	Pct.	FT	Pct.
2018-19	7-0	42-6.0	6-16	.375	0-4	.000	6-9	.667
2019-20	17-6	129-7.6	11-29	.379	2-11	.182	8-11	.727
TOTALS	24-6	171-7.1	17-45	.378	2-15	.133	14-20	.700

REBOUNDS

Season	O-D-REB-AVG.	PF-DQ	AST	TO	BLK	STL	PTS-PPG
2018-19	2-6-8-1.1	6-1	1	1	2	2	18-2.6
2019-20	7-10-17-1.0	24-0	2	7	1	2	32-1.9
TOTALS	9-16-25-1.0	30-1	3	8	3	4	50-2.1



MARLON TAYLOR #12

R-Freshman | Guard/Forward
6-5 | 220
South Bend, Ind.
South Bend Riley (Indiana State)

Birthdate: Jan. 12, 2000 (age 20)
Major: Pre-Engineering

QUICK NOTES

Non-scholarship player joined IUPUI from Indiana State... granted immediate eligibility for the '19-20 season after only appearing in an exhibition game for the Sycamores (4 min, 2 reb vs. Rose-Hulman)... helped South Bend Riley to a 26-1 record and semistate runner-up finish his senior year... was one of four D1 players on his high school team, joining Damezi Anderson (Indiana), Shamar Dillard (Western Illinois) and Rylen Grundy (Fort Wayne)... also ran track in high school... won dunk contest at this year's Red-White Event.

CAREER/SEASON HIGHS

CAREER HIGH	CATEGORY	SEASON HIGH
2 vs. Wright St. (1/10/20)	PTS	2 vs. Wright St. (1/10/20)
1 - 4x	REB	1 - 4x
2 at Wright State (2/16/2020)	AST	2 at Wright State (2/16/2020)
1 vs. Wright St. (1/10/20)	FG	1 vs. Wright St. (1/10/20)
2 vs. Wright St. (1/10/20)	FGA	2 vs. Wright St. (1/10/20)
---	3FG	---
---	3FGA	---
---	FT	---
---	FTA	---
1 vs. Anderson (11/11/19)	STL	1 vs. Anderson (11/11/19)
---	BLK	---
4 vs. Anderson (11/11/19)	MIN	4 vs. Anderson (11/11/19)

GAME-BY-GAME

Opponent	MIN	FG	3FG	FT	O-D-T	PF	A	TO	B	S	PTS
at Butler					DID NOT PLAY						
at Bradley					DID NOT PLAY						
Anderson	4	0-1	0-0	0-0	0-1-1	0	0	1	0	1	0
at South Fla.					DID NOT PLAY						
at Loyola	2	0-0	0-0	0-0	0-0-0	0	0	0	0	0	0
vs. Loyola (Md.)					DID NOT PLAY						
vs. Southern	0+	0-0	0-0	0-0	0-0-0	0	0	0	0	0	0
Evansville					DID NOT PLAY						
at Morehead St.					DID NOT PLAY						
at Ball St.					DID NOT PLAY						
IU South Bend	1	0-0	0-0	0-0	0-0-0	0	0	0	0	0	0
Purdue FW					DID NOT PLAY						
at Fresno St.	0+	0-0	0-0	0-0	0-0-0	0	0	0	0	0	0
Y'town St.					DID NOT PLAY						
Cleveland St.					DID NOT PLAY						
at Milwaukee					DID NOT PLAY						
at Green Bay					DID NOT PLAY						
Wright St.	1	1-2	0-0	0-0	1-0-1	0	0	0	0	0	2
Northern Ky.	2	0-0	0-0	0-0	0-1-1	0	1	0	0	0	0
UIC					DID NOT PLAY						
at Detroit Mercy					DID NOT PLAY						
at Oakland					DID NOT PLAY						
at Cleveland St.					DID NOT PLAY						
at Y'town St.					DID NOT PLAY						
Green Bay					DID NOT PLAY						
Milwaukee					DID NOT PLAY						
at Northern Ky.					DID NOT PLAY						
at Wright St.	3	0-0	0-0	0-0	0-1-1	0	2	0	0	0	0
at UIC					DID NOT PLAY						
Oakland					DID NOT PLAY						
Detroit Mercy					DID NOT PLAY						
at UIC											
HL 2nd Round											
HL Semis											
HL Finals											

* denotes starter

CAREER STATS

Season	GP-GS	MIN-Avg	FG	Pct.	3FG	Pct.	FT	Pct.
2019-20	8-0	13-1.6	1-3	.333	0-0	.000	0-0	.000
TOTALS	8-0	13-1.6	1-3	.333	0-0	.000	0-0	.000

REBOUNDS

Season	O-D-REB-AVG.	PF-DQ	AST	TO	BLK	STL	PTS-PPG
2019-20	1-3-4-0.5	0-0	3	1	0	1	2-0.3
TOTALS	1-3-4-0.4	0-0	3	1	0	1	2-0.3

PLAYER BIOS



ISAIAH WILLIAMS
#13
Junior | Guard/Forward
6-8 | 225
Dayton, Ohio
Stivers School for the Arts (Pensacola St.)

Birthdate: Jan. 20, 1998 (age 22)
Major: General Studies

QUICK NOTES

Known by his teammates as Zay... well traveled wing is on his fourth school in four years... began his career at Akron (2016-17), but sat out as a redshirt... played freshman campaign at Liberty (2017-18), appearing in 30 games and making 10 starts while averaging 4.2 points and 2.2 rebounds per game... played last season at Pensacola State (Fla.) College, where he averaged 13.1 points and 5.4 rebounds per game... was a first-team All-City and 2nd team All-State honoree after his senior year at Stivers School for the Arts in Dayton.

CAREER/SEASON HIGHS

CAREER HIGH	CATEGORY	SEASON HIGH
15 vs. Evansville (11/30/19)	PTS	15 vs. Evansville (11/30/19)
8 vs. Evansville (11/30/19)	REB	8 vs. Evansville (11/30/19)
5 vs. Loyola (Md.) (11/25/2019)	AST	5 vs. Loyola (Md.) (11/25/2019)
5 vs. Evansville (11/30/19)	FG	5 vs. Evansville (11/30/19)
9 vs. Northern Kentucky (1/12/20)	FGA	9 vs. Northern Kentucky (1/12/20)
2 vs. Youngstown State (12/28/19)	3FG	2 vs. Youngstown State (12/28/19)
4 vs. Youngstown State (12/28/19)	3FGA	4 vs. Youngstown State (12/28/19)
9 vs. Clarks Summit (11/10/17)	FT	5 - 3x
11 vs. Clarks Summit (11/10/17)	FTA	10 vs. Evansville (11/30/19)
2 - 3x	STL	2 - 3x
2 - twice	BLK	2 - twice
32 vs. Evansville (11/30/19)	MIN	32 vs. Evansville (11/30/19)

GAME-BY-GAME

Opponent	MIN	FG	3FG	FT	O-D-T	PF	A	TO	B	S	PTS
at Butler*	26	1-5	0-0	1-5	2-2-4	3	1	3	0	0	3
at Bradley*	29	3-8	1-1	2-5	1-4-5	1	1	4	0	1	9
Anderson*	18	3-8	0-1	1-5	3-4-7	4	1	1	0	0	7
at South Fla.*	26	3-6	1-1	2-4	1-1-2	4	0	2	0	0	9
at Loyola*	19	2-6	0-1	5-6	2-2-4	5	1	4	0	0	9
vs. Loyola (Md.)	23	3-5	0-0	1-3	1-4-5	2	5	2	0	2	7
vs. Southern	25	4-7	0-0	5-8	4-2-6	1	0	0	0	0	13
Evansville	32	5-7	0-0	5-10	2-6-8	4	3	3	0	0	15
at Morehead St.	21	3-8	0-0	1-4	2-3-5	4	0	5	2	0	7
at Ball St.	19	1-7	0-0	0-0	1-3-4	5	0	2	0	0	2
IU South Bend*	24	3-7	0-0	4-4	3-0-3	0	1	1	2	2	10
Purdue FW*	23	3-5	0-0	0-0	1-3-4	4	1	2	1	0	6
at Fresno St.*	14	4-8	0-1	2-3	2-3-5	2	0	1	0	1	10
Y'town St.*	26	4-8	2-4	4-6	2-3-5	4	3	0	0	0	14
Cleveland St.	DID NOT PLAY										
at Milwaukee*	23	2-7	0-0	2-4	0-3-3	4	2	2	0	2	6
at Green Bay*	11	1-2	0-0	0-0	0-4-4	4	2	1	0	1	2
Wright St.*	20	0-4	0-2	4-6	0-2-2	4	2	1	0	0	4
Northern Ky.*	20	4-9	0-0	3-5	3-1-4	2	1	2	0	1	11
UIC	DID NOT PLAY										
at Detroit Mercy	DID NOT PLAY										
at Oakland	DID NOT PLAY										
at Cleveland St.	DID NOT PLAY										
at Y'town St.	DID NOT PLAY										
Green Bay	DID NOT PLAY										
Milwaukee	DID NOT PLAY										
at Northern Ky.	DID NOT PLAY										
at Wright St.	DID NOT PLAY										
at UIC	DID NOT PLAY										
Oakland	DID NOT PLAY										
Detroit Mercy	DID NOT PLAY										
at UIC											
HL 2nd Round											
HL Semis											
HL Finals											

* denotes starter


CAREER STATS

Season	GP-GS	MIN-Avg	FG	Pct.	3FG	Pct.	FT	Pct.
2017-18*	30-10	420-14.0	41-90	.456	3-10	.300	40-68	.588
2019-20	18-13	399-22.2	49-117	.419	4-11	.364	42-78	.538
TOTALS	18-13	399-22.2	49-117	.419	4-11	.364	42-78	.538

REBOUNDS

Season	O-D-REB-AVG.	PF-DQ	AST	TO	BLK	STL	PTS-PPG
2017-18*	24-41-65-2.2	58-2	22	40	6	9	125-4.2
2019-20	30-50-80-4.4	57-2	24	36	5	10	144-8.0
TOTALS	30-50-80-4.4	57-2	24	36	5	10	144-8.0

*at Liberty | TOTALS only reflect IUPUI totals



MARCUS BURK
#14
Junior | Guard
6-3 | 205
Indianapolis, Ind.
Franklin Central (Campbell)

Birthdate: Sept. 27, 1997 (age 22)
Major: General Studies

QUICK NOTES

2nd Team All-Horizon Leaguer... born in Gary, Ind... returned to Indy last summer and sat out last season after playing two years at Campbell... played in 69 games and averaged 11.2 points per game at Campbell, while connecting on 158 3's in his two seasons... averaged 15 points per game as a sophomore, connecting on 91 3's for the season... was the Big South POTW on Nov. 27, 2017 after averaging 24.3 points per game over a 4-game stretch... he and Campbell teammate Chris Clemons (42 pts, 10-14 3's) each hit 10 3's in a game against Liberty on Jan. 22, 2018.

CAREER/SEASON HIGHS

CAREER HIGH	CATEGORY	SEASON HIGH
39 at Oakland (1/25/20)	PTS	39 at Oakland (1/25/20)
10 at Detroit Mercy (1/23/20)	REB	10 at Detroit Mercy (1/23/20)
7 vs. The Citadel (12/14/17)	AST	6 at UIC (2/22/20)
13 vs. Green Bay (2/6/20)	FG	13 vs. Green Bay (2/6/20)
24 - twice	FGA	24 - twice
10 at Liberty (1/23/18)	3FG	8 at Oakland (1/25/20)
16 at Liberty (1/23/18)	3FGA	15 at Oakland (1/25/20)
9 - twice	FT	9 - twice
13 vs. Milwaukee (2/8/2020)	FTA	13 vs. Milwaukee (2/8/2020)
4 - twice	STL	4 vs. Anderson (11/11/19)
2 vs. The Citadel (12/14/17)	BLK	1 - 8x
44 at Oakland (1/25/20)	MIN	44 at Oakland (1/25/20)

GAME-BY-GAME

Opponent	MIN	FG	3FG	FT	O-D-T	PF	A	TO	B	S	PTS
at Butler*	37	7-21	2-11	1-1	2-3-5	1	1	5	0	1	17
at Bradley*	27	6-13	1-5	2-2	0-3-3	4	1	1	0	2	15
Anderson*	31	10-19	4-9	1-1	0-2-2	1	2	2	0	4	25
at South Fla.*	35	10-14	4-5	2-2	2-7-9	3	2	5	0	1	26
at Loyola*	34	9-19	5-8	0-0	0-3-3	3	0	1	0	1	23
vs. Loyola (Md.)*	33	12-21	7-10	1-2	0-3-3	4	1	2	0	2	32
vs. Southern*	38	10-21	6-14	1-1	1-1-2	4	2	2	0	1	27
Evansville*	34	7-19	2-6	2-4	0-0-0	4	3	2	1	0	18
at Morehead St.*	36	3-12	1-4	1-2	1-3-4	3	1	2	0	2	8
at Ball St.*	24	2-8	1-3	1-2	0-1-1	5	0	2	0	1	6
IU South Bend*	31	7-20	5-10	2-2	0-1-1	3	3	3	0	1	21
Purdue FW*	35	7-14	3-8	5-6	0-4-4	1	4	0	0	2	22
at Fresno St.*	16	1-10	0-2	0-0	0-2-2	1	0	1	0	1	2
Y'town St.*	38	5-17	2-8	4-9	1-1-2	2	3	0	1	2	16
Cleveland St.*	35	6-12	1-4	6-7	1-3-4	3	4	5	0	2	19
at Milwaukee*	34	7-14	0-4	1-2	0-3-3	3	1	5	0	0	15
at Green Bay*	38	10-21	4-9	3-3	0-6-6	1	2	4	0	2	27
Wright St.*	30	4-12	2-5	7-7	0-2-2	5	0	2	0	1	17
Northern Ky.*	36	9-16	2-8	5-6	0-3-3	3	3	3	0	2	25
UIC*	40	6-14	2-7	4-4	0-3-3	3	1	0	0	1	18
at Detroit Mercy*	38	10-22	5-12	0-0	2-8-10	0	3	0	1	1	25
at Oakland*	44	12-24	8-15	7-10	2-1-3	3	3	0	0	0	39
at Cleveland St.*	38	5-16	3-10	5-7	2-4-6	1	2	6	1	0	18
at Y'town St.*	37	7-17	2-6	6-7	1-2-3	4	2	1	0	0	22
Green Bay*	39	13-24	2-8	5-6	1-4-5	2	3	2	1	1	33
Milwaukee*	41	5-20	4-10	9-13	1-3-4	3	1	3	1	0	23
at Northern Ky.*	39	11-20	2-7	6-6	0-4-4	4	3	2	1	2	30
at Wright St.*	33	6-22	1-6	6-8	0-3-3	2	1	2	0	2	19
at UIC*	38	9-20	4-9	6-8	1-1-2	3	6	1	0	0	28
Oakland*	36	8-17	3-6	2-3	0-1-1	1	0	3	0	1	21
Detroit Mercy*	40	7-14	1-4	9-10	0-4-4	4	3	4	1	1	24
at UIC											
HL 2nd Round											
HL Semis											
HL Finals											

* denotes starter

CAREER STATS

Season	GP-GS	MIN-Avg	FG	Pct.	3FG	Pct.	FT	Pct.
2016-17*	36-12	754-20.9	96-224	.429	67-167	.401	29-37	.784
2017-18*	33-32	1050-31.8	173-353	.490	91-226	.403	51-60	.850
2019-20	31-31	1085-35.0	231-533	.433	89-233	.382	110-141	.780
TOTALS	31-31	1085-35.0	231-533	.433	89-233	.382	110-141	.780

REBOUNDS

Season	O-D-REB-AVG.	PF-DQ	AST	TO	BLK	STL	PTS-PPG
2016-17*	9-78-87-2.4	51-0	28	25	3	17	288-8.0
2017-18*	19-100-119-3.6	58-1	38	45	8	42	488-14.8
2019-20	18-89-107-3.5	84-2	61	71	8	37	661-21.3
TOTALS	18-89-107-3.5	84-2	61	71	8	37	661-21.3

*at Campbell | TOTALS only reflect IUPUI totals

PLAYER BIOS



TAVEION WHITE

#15

Freshman | Forward
6-7 | 190
Prosper, Texas
PHS Academy

Birthdate: Nov. 25, 1999 (age 20)
Major: Business

QUICK NOTES

Known as Taye by his teammates... Texas-native played at PHS (Fla.) Academy as a post-grad in 2018-19 where he was one of 14 who went on to play college basketball, four at the D1 level... was a 1st Team All-District selection after his senior year at Prosper (Texas) High School... chose IUPUI over offers from Buffalo, Oral Roberts, Presbyterian and USC Upstate.



SAWYER STOLTZ

#20

Freshman | Forward
6-9 | 200
Huntington, Ind.
Huntington North

Birthdate: May 3, 2000 (age 19)
Major: Biology

QUICK NOTES

Non-scholarship addition to the team played three seasons at Huntington North where he was an HM All-State honoree following a senior year in which he averaged 13.2 points and 5.8 rebounds per game... was a 2nd team Northeast 8 Conference (NE8) honoree... played AAU basketball for Indiana Elite.

CAREER/SEASON HIGHS

CAREER HIGH	CATEGORY	SEASON HIGH
7 at Cleveland State (1/30/20)	PTS	7 at Cleveland State (1/30/20)
9 vs. Milwaukee (2/8/20)	REB	9 vs. Milwaukee (2/8/20)
1 - twice	AST	1 - twice
3 at Cleveland State (1/30/20)	FG	3 at Cleveland State (1/30/20)
3 - 3x	FGA	3 - 3x
---	3FG	---
---	3FGA	---
1 - twice	FT	1 - twice
3 at Cleveland State (1/30/20)	FTA	3 at Cleveland State (1/30/20)
1 - 5x	STL	1 - 5x
2 vs. Green Bay (2/6/20)	BLK	2 vs. Green Bay (2/6/20)
26 vs. Milwaukee (2/8/20)	MIN	26 vs. Milwaukee (2/8/20)

GAME-BY-GAME

Opponent	MIN	FG	3FG	FT	O-D-T	PF	A	TO	B	S	PTS
at Butler					DID NOT PLAY						
at Bradley	0+	0-0	0-0	0-0	0-0-0	0	0	0	0	0	0
Anderson	9	0-1	0-0	0-0	2-0-2	2	0	1	1	1	0
at South Fla.	0+	0-0	0-0	0-0	0-0-0	0	0	0	0	0	0
at Loyola	1	0-0	0-0	0-0	0-0-0	0	0	0	0	0	0
vs. Loyola (Md.)					DID NOT PLAY						
vs. Southern	0+	0-0	0-0	0-0	0-0-0	0	0	0	0	0	0
Evansville	1	0-0	0-0	0-0	0-0-0	0	0	0	0	0	0
at Morehead St.					DID NOT PLAY						
at Ball St.	3	0-0	0-0	0-0	0-0-0	1	0	0	0	0	0
IU South Bend					DID NOT PLAY						
Purdue FW					DID NOT PLAY						
at Fresno St.					DID NOT PLAY						
Y'town St.					DID NOT PLAY						
Cleveland St.					DID NOT PLAY						
at Milwaukee					DID NOT PLAY						
at Green Bay					DID NOT PLAY						
Wright St.	3	0-0	0-0	0-0	0-0-0	2	0	0	0	0	0
Northern Ky.	2	0-0	0-0	0-0	0-0-0	0	0	0	0	0	0
UIC					DID NOT PLAY						
at Detroit Mercy	7	0-1	0-0	0-0	1-1-2	1	0	1	0	0	0
at Oakland	5	0-0	0-0	0-0	0-2-2	1	0	0	0	0	0
at Cleveland St.	15	3-3	0-0	1-3	2-0-2	3	1	0	1	1	7
at Y'town St.	11	1-1	0-0	0-0	0-0-0	2	0	0	0	0	2
Green Bay	16	2-3	0-0	1-2	4-2-6	5	0	0	2	0	5
Milwaukee	26	2-2	0-0	0-2	4-5-9	4	1	0	0	1	4
at Northern Ky.	15	0-1	0-0	0-0	2-1-3	4	0	1	0	0	0
at Wright St.	17	1-3	0-0	0-2	3-1-4	3	0	1	0	1	2
at UIC	16	0-2	0-0	0-2	1-1-2	3	0	2	1	1	0
Oakland	8	0-1	0-0	0-0	0-1-1	2	0	0	0	0	0
Detroit Mercy	1	0-1	0-0	0-0	0-0-0	0	0	0	0	0	0
at UIC											
HL 2nd Round											
HL Semis											
HL Finals											

* denotes starter

CAREER STATS

Season	GP-GS	MIN-Avg	FG	Pct.	3FG	Pct.	FT	Pct.
2019-20	20-0	156-7.8	9-19	.474	0-0	.000	2-11	.182
TOTALS	20-0	156-7.8	9-19	.474	0-0	.000	2-11	.182

REBOUNDS

Season	O-D-REB-AVG.	PF-DQ	AST	TO	BLK	STL	PTS-PPG
2019-20	19-14-33-1.7	33-1	2	6	5	5	20-1.0
TOTALS	19-14-33-1.7	33-1	2	6	5	5	20-1.0

CAREER/SEASON HIGHS

CAREER HIGH	CATEGORY	SEASON HIGH
---	PTS	---
2 vs. Anderson (11/11/19)	REB	2 vs. Anderson (11/11/19)
1 vs. Green Bay (2/6/20)	AST	1 vs. Green Bay (2/6/20)
---	FG	---
1 at Bradley (11/9/19)	FGA	1 at Bradley (11/9/19)
---	3FG	---
---	3FGA	---
---	FT	---
---	FTA	---
---	STL	---
1 vs. Anderson (11/11/19)	BLK	1 vs. Anderson (11/11/19)
6 vs. Oakland (2/27/20)	MIN	6 vs. Oakland (2/27/20)

GAME-BY-GAME

Opponent	MIN	FG	3FG	FT	O-D-T	PF	A	TO	B	S	PTS
at Butler					DID NOT PLAY						
at Bradley	1	0-1	0-0	0-0	0-0-0	0	0	0	0	0	0
Anderson	4	0-0	0-0	0-0	0-2-2	0	0	2	1	0	0
at South Fla.					DID NOT PLAY						
at Loyola	1	0-0	0-0	0-0	0-0-0	0	0	0	0	0	0
vs. Loyola (Md.)					DID NOT PLAY						
vs. Southern					DID NOT PLAY						
Evansville					DID NOT PLAY						
at Morehead St.					DID NOT PLAY						
at Ball St.	2	0-0	0-0	0-0	0-0-0	0	0	0	0	0	0
IU South Bend					DID NOT PLAY						
Purdue FW					DID NOT PLAY						
at Fresno St.					DID NOT PLAY						
Y'town St.					DID NOT PLAY						
Cleveland St.					DID NOT PLAY						
at Milwaukee					DID NOT PLAY						
at Green Bay					DID NOT PLAY						
Wright St.					DID NOT PLAY						
Northern Ky.					DID NOT PLAY						
UIC					DID NOT PLAY						
at Detroit Mercy					DID NOT PLAY						
at Oakland					DID NOT PLAY						
at Cleveland St.					DID NOT PLAY						
at Y'town St.					DID NOT PLAY						
Green Bay	3	0-0	0-0	0-0	0-0-0	1	1	0	0	0	0
Milwaukee	3	0-0	0-0	0-0	0-1-1	0	0	0	0	0	0
at Northern Ky.	1	0-0	0-0	0-0	0-0-0	0	0	0	0	0	0
at Wright St.	1	0-0	0-0	0-0	0-0-0	0	0	0	0	0	0
at UIC					DID NOT PLAY						
Oakland	6	0-0	0-0	0-0	0-1-1	2	0	0	0	0	0
Detroit Mercy					DID NOT PLAY						
at UIC											
HL 2nd Round											
HL Semis											
HL Finals											

* denotes starter

CAREER STATS

Season	GP-GS	MIN-Avg	FG	Pct.	3FG	Pct.	FT	Pct.
2019-20	9-0	16-2.0	0-1	.000	0-0	.000	0-0	.000
TOTALS	9-0	22-2.4	0-1	.000	0-0	.000	0-0	.000

REBOUNDS

Season	O-D-REB-AVG.	PF-DQ	AST	TO	BLK	STL	PTS-PPG
2019-20	0-4-4-0.4	3-0	1	2	1	0	0-0.0
TOTALS	0-4-4-0.4	3-0	1	2	1	0	0-0.0

PLAYER BIOS



GRANT WEATHERFORD #23

Junior | Guard
6-2 | 195
Cicero, Ind.
Hamilton Heights (Purdue/Midland J.C.)

Birthdate: August 7, 1996 (age 23)
Major: General Studies

QUICK NOTES

Began his college career by redshirting in 2015-16 at Purdue before transferring to Midland [Tex.] College for the 2016-17 season... was granted a clock extension in December 2018, effectively, making him a junior... comes from a family filled with athletes as brother Sterling is a sophomore DB on the Miami (Ohio) football team, older sister Dakota played basketball at Evansville & Louisville and oldest brother Austin played basketball at Rose Hulman... also garnered D1 football interest as a WR (155 catches, 60 TDs in high school).

CAREER/SEASON HIGHS

CAREER HIGH	CATEGORY	SEASON HIGH
21 vs. Green Bay (2/24/19)	PTS	19 at Youngstown State (2/1/20)
13 at Oakland (1/25/20)	REB	13 at Oakland (1/25/20)
7 vs. Detroit Mercy (2/29/20)	AST	7 vs. Detroit Mercy (2/29/20)
7 - twice	FG	7 - twice
19 vs. UIC (1/18/20)	FGA	19 vs. UIC (1/18/20)
5 - 2x	3FG	5 at Fresno State (12/20/19)
8 vs. UIC (1/18/20)	3FGA	8 vs. UIC (1/18/20)
7 - 3x	FT	7 vs. UIC (1/18/20)
10 vs. UIC (1/18/20)	FTA	10 vs. UIC (1/18/20)
5 - 3x	STL	5 - 3x
2 vs. UIC (1/18/20)	BLK	2 vs. UIC (1/18/20)
41 at Oakland (1/25/20)	MIN	41 at Oakland (1/25/20)

GAME-BY-GAME

Opponent	MIN	FG	3FG	FT	O-D-T	PF	A	TO	B	S	PTS
at Butler*	30	3-5	0-1	0-2	2-3-5	1	1	1	0	0	6
at Bradley*	32	0-6	0-4	1-2	0-1-1	1	4	4	0	0	1
Anderson	23	3-3	0-0	0-0	3-6-9	1	4	3	0	2	6
at South Fla.	34	2-2	0-0	2-2	0-3-3	1	1	1	0	2	6
at Loyola	27	0-2	0-0	0-0	0-0-0	2	3	1	0	0	0
vs. Loyola (Md.)	29	1-3	0-0	2-4	1-4-5	3	4	4	0	2	4
vs. Southern	32	2-4	0-1	2-2	0-1-1	3	4	2	0	3	6
Evansville	31	1-4	0-0	2-2	3-3-6	2	1	1	0	1	4
at Morehead St.*	38	7-10	3-4	0-1	1-1-2	3	1	1	0	1	17
at Ball St.*	31	4-8	0-1	2-3	1-6-7	3	1	4	0	0	10
IU South Bend*	37	1-4	0-1	1-3	2-5-7	1	3	4	0	2	3
Purdue FW*	35	4-7	1-3	5-6	1-3-4	3	6	1	0	5	14
at Fresno St.*	35	5-8	5-5	1-2	1-2-3	2	1	3	1	2	16
Y'town St.*	37	3-8	0-1	1-1	0-3-3	3	1	5	0	2	7
Cleveland St.*	39	2-7	0-2	3-4	3-1-4	4	4	4	1	3	7
at Milwaukee*	38	4-6	0-1	2-2	1-6-7	1	1	4	0	2	10
at Green Bay*	31	5-9	3-5	0-0	0-6-6	3	2	3	0	0	13
Wright St.*	33	5-12	0-2	2-6	2-3-5	2	1	3	0	0	12
Northern Ky.*	32	5-12	1-2	1-1	4-4-8	1	2	1	0	0	12
UIC*	38	4-19	2-8	7-10	2-6-8	3	3	2	2	0	17
at Detroit Mercy*	36	3-8	0-2	0-2	1-3-4	4	4	2	0	0	6
at Oakland*	41	3-10	0-2	1-2	4-9-13	3	4	4	1	0	7
at Cleveland St.*	39	4-9	1-2	2-5	2-3-5	4	6	3	1	5	11
at Y'town St.*	39	7-10	2-3	3-6	0-3-3	4	2	2	0	3	19
Green Bay*	39	2-10	2-5	2-2	3-2-5	2	6	2	0	0	8
Milwaukee*	34	4-9	1-3	4-5	1-0-1	5	2	1	0	5	13
at Northern Ky.*	37	4-9	2-4	0-0	0-3-3	4	0	6	0	2	10
at Wright St.	30	3-9	1-2	0-0	1-5-6	3	3	1	0	2	7
at UIC*	40	6-11	0-4	3-6	1-3-4	3	4	0	0	3	15
Oakland*	36	6-11	1-5	0-1	1-6-7	0	5	2	0	2	13
Detroit Mercy*	36	2-7	0-1	2-4	1-1-2	3	7	1	0	2	6
at UIC											
HL 2nd Round											
HL Semis											
HL Finals											

* denotes starter

CAREER STATS

Season	GP-GS	MIN-Avg	FG	Pct.	3FG	Pct.	FT	Pct.
2018-19	33-33	861-26.1	70-142	.493	11-24	.458	52-72	.722
2019-20	31-24	1069-34.5	105-242	.434	25-74	.338	51-86	.593
TOTALS	64-57	1930-30.2	175-384	.456	36-98	.367	103-158	.652

REBOUNDS

Season	O-D-REB-AVG.	PF-DQ	AST	TO	BLK	STL	PTS-PPG
2018-19	25-75-100-3.0	86-3	83	49	4	38	203-6.2
2019-20	42-105-147-4.7	78-1	91	76	6	51	286-9.2
TOTALS	67-180-247-3.9	164-4	174	125	10	89	489-7.6



ZO TYSON #30

Grad Student | Forward
6-9 | 195
Fayetteville, N.C.
Trinity Christian (Colorado State)

Birthdate: Oct. 18, 1995 (age 24)
Major: Sports Journalism

QUICK NOTES

Oldest student-athlete on the team, pursuing a Master's degree in sports journalism... missed the Jaguars' exhibition game due to injury... graduate-transfer will play his final season at IUPUI after spending the past two years at Colorado State... played his first two seasons at Cafe Fear C.C., including averaging 14.0 points and 8.4 rebounds per game as a sophomore... actual first name is Lonzia, but he opts to go by Zo.

CAREER/SEASON HIGHS

CAREER HIGH	CATEGORY	SEASON HIGH
11 vs. Detroit Mercy (2/29/20)	PTS	11 vs. Detroit Mercy (2/29/20)
8 vs. Detroit Mercy (2/29/20)	REB	8 vs. Detroit Mercy (2/29/20)
2 - 3x	AST	2 - twice
5 - twice	FG	5 - twice
11 vs. Detroit Mercy (2/29/20)	FGA	11 vs. Detroit Mercy (2/29/20)
---	3FG	---
---	3FGA	---
4 - twice	FT	4 vs. Southern (11/26/19)
6 vs. Southern (11/26/19)	FTA	6 vs. Southern (11/26/19)
3 at Butler (11/6/19)	STL	3 at Butler (11/6/19)
3 vs. Southern (11/26/19)	BLK	3 vs. Southern (11/26/19)
32 vs. Detroit Mercy (2/29/20)	MIN	32 vs. Detroit Mercy (2/29/20)

GAME-BY-GAME

Opponent	MIN	FG	3FG	FT	O-D-T	PF	A	TO	B	S	PTS
at Butler	27	4-5	0-0	0-0	3-2-5	4	2	2	1	3	8
at Bradley	13	1-1	0-0	0-0	1-2-3	4	0	2	0	0	2
Anderson*	9	0-2	0-0	0-0	0-3-3	2	0	2	0	0	0
at South Fla.*	11	1-2	0-0	0-0	0-2-2	4	0	1	0	1	2
at Loyola*	22	4-4	0-0	0-1	1-3-4	4	1	1	0	0	8
vs. Loyola (Md.)*	13	2-3	0-0	0-0	0-1-1	4	0	0	0	0	4
vs. Southern*	25	2-3	0-0	4-6	1-5-6	2	2	0	3	0	8
Evansville*	18	0-0	0-0	0-0	1-3-4	0	1	0	0	0	0
at Morehead St.*	17	0-3	0-0	0-0	1-1-2	1	0	1	0	0	0
at Ball St.*	10	1-3	0-0	2-2	2-0-2	3	0	1	0	0	4
IU South Bend	8	1-2	0-0	0-0	2-1-3	0	0	0	1	1	2
Purdue FW	7	0-0	0-0	0-0	0-1-1	1	0	0	1	0	0
at Fresno St.	14	0-0	0-0	0-1	0-2-2	4	1	2	1	0	0
Y'town St.	7	1-1	0-0	0-0	0-1-1	0	0	1	1	0	2
Cleveland St.	11	4-4	0-0	2-2	2-1-3	0	0	0	1	0	10
at Milwaukee	8	1-1	0-0	0-0	0-1-1	1	0	0	0	0	2
at Green Bay	14	2-2	0-0	0-0	0-1-1	1	1	0	0	1	4
Wright St.	17	1-3	0-0	0-0	2-1-3	3	0	2	1	0	2
Northern Ky.	13	2-4	0-0	0-0	0-2-2	1	0	0	0	0	4
UIC					DID NOT PLAY						
at Detroit Mercy					DID NOT PLAY						
at Oakland	21	1-3	0-0	0-0	1-4-5	3	0	2	2	0	2
at Cleveland St.					DID NOT PLAY						
at Y'town St.					DID NOT PLAY						
Green Bay					DID NOT PLAY						
Milwaukee					DID NOT PLAY						
at Northern Ky.					DID NOT PLAY						
at Wright St.*	12	0-3	0-0	0-0	3-1-4	4	0	0	1	0	0
at UIC*	6	1-2	0-0	0-0	1-0-1	1	0	1	0	0	2
Oakland*	28	5-6	0-0	0-0	2-4-6	3	0	0	0	0	10
Detroit Mercy*	32	5-11	0-0	1-2	3-5-8	2	0	1	1	1	11
at UIC											
HL 2nd Round											
HL Semis											
HL Finals											

* denotes starter

CAREER STATS


Season	GP-GS	MIN-Avg	FG	Pct.	3FG	Pct.	FT	Pct.
2018-19*	12-0	62-5.2	3-6	.500	0-0	.000	5-9	.556
2019-20	24-12	363-15.1	39-68	.574	0-0	.000	9-14	.643
TOTALS	24-12	363-15.1	39-68	.574	0-0	.000	9-14	.643

REBOUNDS

Season	O-D-REB-AVG.	PF-DQ	AST	TO	BLK	STL	PTS-PPG
2018-19*	2-11-13-1.1	9-0	6	5	5	1	11-0.9
2019-20	26-47-73-3.0	55-0	8	19	14	7	87-3.6
TOTALS	26-47-73-3.0	55-0	8	19	14	7	87-3.6

* at Colorado State | TOTALS only reflect IUPUI totals

PLAYER BIOS



ELYJAH GOSS

#32

Junior | Forward
6-7 | 195
Bolingbrook, Ill.
Plainfield East

Birthdate: April 28, 1998 (age 21)
Major: Sports Management

QUICK NOTES

2020 Horizon League All-Defensive Team selection... late bloomer redshirted his first season at IUPUI before taking over a starting role last season and leading the team in rebounding... was an honorable mention All-State selection as a senior at Plainfield (Ill.) East High School after racking up 16 double-doubles and shooting a school record 56 percent from the floor... is the only player in Plainfield East history to average a double-double for a full season.

CAREER/SEASON HIGHS

CAREER HIGH	CATEGORY	SEASON HIGH
23 vs. Detroit Mercy (2/29/20)	PTS	23 vs. Detroit Mercy (2/29/20)
21 vs. IU South Bend (12/10/19)	REB	21 vs. IU South Bend (12/10/19)
4 at Oakland (1/25/20)	AST	4 at Oakland (1/25/20)
11 vs. Detroit Mercy (2/29/20)	FG	11 vs. Detroit Mercy (2/29/20)
15 vs. Detroit Mercy (2/29/20)	FGA	15 vs. Detroit Mercy (2/29/20)
2 at Boston College (11/14/18)	3FG	1 vs. Milwaukee (2/8/20)
3 - 4x	3FGA	3 - 3x
6 vs. Cleveland State (1/10/19)	FT	5 - 3x
10 vs. Youngstown State (12/28/19)	FTA	10 vs. Youngstown State (12/28/19)
2 - 7x	STL	2 - 3x
6 at Milwaukee (1/3/20)	BLK	6 at Milwaukee (1/3/20)
40 - twice	MIN	40 - twice

GAME-BY-GAME

Opponent	MIN	FG	3FG	FT	O-D-T	PF	A	TO	B	S	PTS
at Butler*	20	3-8	0-1	0-0	1-2-3	1	0	2	1	1	6
at Bradley*	23	2-5	0-0	0-0	4-4-8	2	1	1	2	0	4
Anderson	14	4-8	0-0	3-5	4-6-10	2	1	2	1	0	11
at South Fla.	21	1-4	0-0	1-2	0-4-4	1	2	1	1	0	3
at Loyola	16	1-5	0-0	0-0	3-2-5	2	1	3	0	0	2
vs. Loyola (Md.)*	31	5-9	0-0	4-6	6-7-13	2	0	3	0	0	14
vs. Southern*	25	5-7	0-0	0-1	2-3-5	3	1	3	1	0	10
Evansville*	28	4-9	0-0	0-2	1-8-9	2	0	1	0	1	8
at Morehead St.*	29	2-6	0-0	0-0	2-15-17	4	1	4	2	0	4
at Ball St.*	27	3-11	0-0	4-6	7-2-9	2	0	2	0	1	10
IU South Bend*	32	7-10	0-0	3-4	7-14-21	3	1	2	4	1	17
Purdue FW*	32	4-8	0-0	0-0	2-9-11	3	0	4	1	1	8
at Fresno St.*	29	2-2	0-0	2-6	2-5-7	2	0	1	0	1	6
Y'town St.*	36	5-9	0-2	3-10	11-7-18	3	1	0	1	2	13
Cleveland St.*	33	4-6	0-0	0-1	2-9-11	3	1	1	1	0	8
at Milwaukee*	35	7-13	0-0	5-6	6-10-16	1	0	1	6	0	19
at Green Bay*	32	4-9	0-0	5-8	6-11-17	4	1	2	1	0	13
Wright St.*	32	1-3	0-0	1-2	2-12-14	4	2	1	1	1	3
Northern Ky.*	30	0-5	0-0	3-6	7-4-11	1	0	1	0	0	3
UIC*	39	6-7	0-0	4-7	4-11-15	5	1	2	3	0	16
at Detroit Mercy*	36	7-11	0-0	1-3	4-8-12	3	0	2	1	0	15
at Oakland*	35	1-3	0-0	0-0	4-14-18	5	4	1	2	0	2
at Cleveland St.*	39	3-8	0-0	4-5	5-7-12	3	1	1	0	0	10
at Y'town St.*	37	6-11	0-2	1-2	2-9-11	0	0	1	2	1	13
Green Bay*	39	2-6	0-0	0-0	3-11-14	4	1	2	0	0	4
Milwaukee*	40	2-5	1-3	2-4	5-8-13	3	1	3	1	1	7
at Northern Ky.*	37	2-7	0-1	5-7	4-7-11	2	0	0	0	0	9
at Wright St.*	30	4-6	0-0	0-0	2-5-7	3	0	1	0	2	8
at UIC*	40	4-8	0-1	2-6	5-13-18	3	1	1	1	2	10
Oakland*	33	3-7	0-3	0-0	2-8-10	3	3	0	0	0	6
Detroit Mercy*	37	11-15	0-3	1-1	6-6-12	2	2	1	0	0	23
at UIC											
HL 2nd Round											
HL Semis											
HL Finals											

* denotes starter

CAREER STATS

Season	GP-GS	MIN-Avg	FG	Pct.	3FG	Pct.	FT	Pct.
2017-18	30-0	414-13.8	41-93	.441	4-13	.308	22-29	.759
2018-19	31-25	710-22.9	79-150	.527	7-24	.292	46-65	.708
2019-20	31-28	967-31.2	115-231	.498	1-16	.063	54-100	.540
TOTALS	91-52	2091-22.7	235-474	.496	12-53	.226	122-194	.629

REBOUNDS

Season	O-D-REB-AVG.	PF-DQ	AST	TO	BLK	STL	PTS-PPG
2017-18	38-68-106-3.5	46-0	12	20	11	12	108-3.6
2018-19	61-135-196-6.3	51-0	23	28	24	19	211-6.8
2019-20	121-241-362-11.7	81-2	27	50	33	15	285-9.2
TOTALS	220-444-664-7.2	178-2	62	98	68	46	604-6.6

EARLY SIGNING PERIOD



SADAIDRIENE HALL

Nickname: DayDay

Forward
6-6 | 200
Sulphur Springs, Texas
Sulphur Springs High School

QUICK NOTES

- Second Team All-State and First Team All-District and All-Region honoree as a junior at Sulphur Springs (Texas) High School after averaging 16 points and 12 rebounds per game
- Shot 65 percent from the floor and 80 percent from the free throw line as a junior.
- Helped Sulphur Springs to a 29-9 record, a second straight district title and the program's first-ever state tournament appearance
- Helped Sulphur Springs go 31-6 his sophomore year with a district title
- Owns career-highs of 38 points and 22 rebounds in a game
- Currently ranked No. 32 in the 2020 class in the state of Texas according to TexasBoysBasketball.com
- Rated the No. 35 player in the state of Texas by Rivals.com after climbing more than 70 spots after his play last summer
- Plays AAU for Dallas Showtime and was named to the Second Team All-UA Rise Team after averaging 17.5 points per game and shooting 63.3 percent from the floor
- Helped Dallas Showtime finish atop the UA Rise 17U Division with a 9-1 record
- Also named First Team Prep Hoops Regional All-American and a Second Team Prep Hoops All-American after helping Showtime to a 15-2 mark on the Prep Hoops Circuit
- Academically has maintained a 3.5 grade point average

Coach Rimm on Hall:

"DayDay is a very high motor athlete that I believe Jag Nation will embrace. He's one of the most intense high school players I've seen in a very long time. He's an all around proven winner."

TEAM IMPACT - CAYDEN BARINGER



CAYDEN BARINGER

Nickname: Cay Jax
Dream Vacation Destination: China
Favorite Movie: Matilda
Favorite Food: Cereal
Favorite Athlete: Steph Curry
Super Power You'd Love to Have: Read Minds

QUICK NOTES

Through a partnership with Team IMPACT, 9-year old **Cayden Baringer** signed with the IUPUI basketball team on Dec. 19, 2018 at a ceremony at the IUPUI Athletics Offices. Baringer, a Carmel-native, was diagnosed with Leukodystrophy in 2017.

Leukodystrophies are a group of rare, progressive, metabolic, genetic diseases that affect the brain, spinal cord and often the peripheral nerves. Each type of leukodystrophy is caused by a specific gene abnormality that leads to abnormal development or destruction of the white matter (myelin sheath) of the brain.

Cayden, his mother Cara, and brothers Liam and Lucas, will be frequent guests to IUPUI games, practices and team events now that he's officially signed with the program.

RECORD BOOKS

CAREER RECORDS

Scoring

Rk.	Pts	Name	Year(s)
1.	2,556	Carlos Knox	1994-98
2.	2,454	Aldray Gibson	1983-87
3.	2,286	Alex Young	2008-12
4.	1,928	Jesse Bingham	1985-89
5.	1,619	George Hill	2004-08
6.	1,558	Jared Lux	1992-95
7.	1,464	Leroy Nobles	2007-11
8.	1,447	Kim King	1978-83
9.	1,395	Todd Schabel	1985-89
10.	1,373	Ron Angevine	1979-83
11.	1,340	Don Carlisle	1997-01
12.	1,319	Brandon Cole	2002-06
13.	1,247	Eric McKay	1982-85
14.	1,182	Charles Price	1997-02
15.	1,170	Odell Bradley	2002-04
16.	1,134	Greg Wright	1987-90
17.	1,131	Robert Glenn	2008-10
18.	1,127	Jeff Roach	1985-88
19.	1,125	Jaylen Minnett	2017-pr.
20.	1,123	Martin Reedus	1987-90
21.	1,103	Bob Woodford	1973-77
22.	1,049	Chad Pate	1991-93
23.	1,042	Darell Combs	2015-17
24.	1,014	Jon Avery	2006-10

Three Point Field Goals Made

Rk.	3FG	Name	Year(s)
1.	240	Jaylen Minnett	2017-pres.
2.	238	Brandon Cole	2002-06
3.	215	Rodney Thomas	1996-00
4.	208	Carlos Knox	1994-98
5.	202	Alex Young	2008-12
6.	196	Gary Patterson	2006-09
7.	186	Leroy Nobles	2007-11
	186	Akeem Clark	2003-05

Three Point Field Goals Attempted

Rk.	3FGA	Name	Year(s)
1.	677	Jaylen Minnett	2017-pres.
2.	673	Brandon Cole	2002-06
3.	576	Alex Young	2008-12
4.	499	Carlos Knox	1994-98
5.	490	Akeem Clark	2003-05
6.	468	Leroy Nobles	2007-11
7.	459	Gary Patterson	2006-09

Rebounds

Rk.	Reb	Name	Year(s)
1.	769	Don Carlisle	1997-01
2.	703	Brandon Cole	2002-06
	703	Jesse Bingham	1985-89
4.	688	Charles Price	1997-02
5.	668	Alex Young	2008-12
6.	664	Elyjah Goss	2017-pr.
7.	639	Tony Long	1987-91
8.	632	Billy Pettiford	2006-10
9.	623	Eric McKay	1982-85
10.	602	Evan Hall	2014-19

Blocked Shots

Rk.	Blk	Name	Year(s)
1.	165	Charles Price	1997-02
2.	118	David Dickey	1994-98
3.	100	Robert Glenn	2008-10
4.	93	Evan Hall	2014-19
5.	89	Alex Young	2008-12
6.	88	Mitch Patton	2010-14
7.	83	Billy Pettiford	2006-10
8.	82	Jon Avery	2006-10
9.	71	Angelo Smith	2005-07
10.	68	Elyjah Goss	2017-pr.
11.	66	Marcellus Barksdale	2011-16
t-12.	64	James Booyer	2003-05
t-12.	64	Don Carlisle	1997-01
t-12.	64	Anthony Winburn	1995-97

SINGLE SEASON RECORDS

Total Rebounds

Rk.	Reb	Name	Year
1.	362	Elyjah Goss	2019-20
2.	337	Dale Taylor	1975-76
3.	294	Jesse Bingham	1988-89

Rebound Average

Rk.	RPG	Name	Year
1.	12.48	Dale Taylor	1975-76
2.	11.68	Elyjah Goss	2019-20
3.	9.35	Dale Taylor	1976-77
4.	8.94	Eric McKay	1983-84
5.	8.76	Anthony Winburn	1995-96

Double-Doubles (D1 era only)

Rk.	DD	Name	Year
1.	12	Elyjah Goss	2019-20
	12	Odell Bradley	2003-04
3.	10	Josh Murray	2002-03
4.	9	George Hill	2007-08

Threes Made

Rk.	3FG	Name	Year
1.	111	Jaylen Minnett	2019-20
2.	109	Akeem Clark	2003-04
3.	96	Carlos Knox	1997-98
4.	93	Gary Patterson	2007-08
5.	90	Camron Justice	2018-19
6.	89	Marcus Burk	2019-20
7.	84	Bryan Buchanan	2001-02
8.	81	Brandon Cole	2005-06
9.	78	Jaylen Minnett	2018-19
10.	77	Akeem Clark	2004-05
	77	Josh Mullins	2002-03

SINGLE GAME RECORDS

Rebounds

Rk.	Reb	Name	Date
1.	21	Elyjah Goss vs. IUSB	12-10-2019
2.	20	Michael Boles vs. IUSB	3-7-1993
	20	Austris Purvlicis vs. IPFW	1-18-1975
4.	19	Lyonell Gaines vs. IUN	12-11-2012
5.	18	Elyjah Goss at UIC	2-22-2020
	18	Elyjah Goss at Oakland	1-25-2020
	18	Elyjah Goss vs. Y'town St.	12-28-2019
	18	Odell Bradley vs. Ball St.	12-20-2003
	18	Rhett Dallas vs. Ind. Tech	1-23-1993
	18	Jesse Bingham vs. Anderson	11-23-1987
	18	Troy Fitts vs. Marian	2-25-1986
12.	17	Elyjah Goss at Green Bay	1-5-2020
	17	Elyjah Goss at Morehead St.	12-4-2019
	17	D.A. Harvey vs. Ind. Tech	11-28-2001
	17	Tony Long vs. S. Indiana	12-10-1989

Blocked Shots

Rk.	Blk	Name	Date
1.	7	John Hester vs. Ind. Tech	1-21-1997
2.	6	Elyjah Goss at Milwaukee	1-3-2020
	6	Charles Price vs. Indiana St.	12-20-2000
	6	Charles Price vs. Wilberforce	11-18-2000
5.	5	16 different times	

Three-Point Percentage

Rk.	Pct	Name	Date
1.	100% (6-6)	Todd Schabel vs. Wright St.	2-2-1987
2.	100% (5-5)	Grant Weatherford at Fresno St.	12-20-2019
3.	85.7% (6-7)	Darell Combs vs. Urbana	12-12-2016
	85.7% (6-7)	Darell Combs vs. IPFW	2-27-2016

Threes Made in a Game

Rk.	3FG	Name	Date
1.	13	Rodney Thomas vs. Wilberforce	2-24-1997
2.	11	Gary Patterson vs. Southern Utah	1-31-2008
3.	9	Gary Patterson vs. Oral Roberts	2-22-2007
	9	Akeem Clark vs. East Tennessee St.	12-27-2003
	9	Carlos Knox vs. Okla. Panhandle St.	1-5-1998
	9	Nick David vs. Virgin Islands	11-22-1997
7.	8	Jaylen Minnett vs. Green Bay	2-6-2020
	8	Marcus Burk at Oakland	1-25-2020
	8	6 other times	

LAST FOUR BOX SCORES

GAME #28 • WRIGHT STATE 106, IUPUI 66 (DAYTON, OHIO - NUTTER CENTER)

IUPUI 66 • 6-22, 2-13 HL

#	Player	Total		3-Ptr		Rebounds			PF	TP	A TO Blk Stl				Min
		FG-FGA	FG-FGA	FT-FTA	FT-FTA	Off	Def	Tot			A	TO	Blk	Stl	
01	KEMP, Jakoby	* 3-4	1-1	1-1	0 1 1	2	8	1 3 0 0	12						
10	DePERSIA, Mike	* 1-3	0-0	0-0	3 0 3	2	2	2 1 0 0	21						
14	BURK, Marcus	* 6-22	1-6	6-8	0 3 3	2	19	1 2 0 2	33						
30	TYSON, Zo	* 0-3	0-0	0-0	3 1 4	4	0	0 0 1 0	12						
32	GOSS, Elyjah	* 4-6	0-0	0-0	2 5 7	3	8	0 1 0 2	30						
00	MINNETT, Jaylen	6-20	6-15	0-0	0 1 1	0	18	2 5 0 2	35						
11	KENYON, Brandon	1-1	0-0	0-0	0 0 0	2	2	0 1 0 0	6						
12	TAYLOR, Marlon	0-0	0-0	0-0	0 1 1	0	0	2 0 0 0	3						
15	WHITE, Taveion	1-3	0-0	0-2	3 1 4	3	2	0 1 0 1	17						
20	STOLTZ, Sawyer	0-0	0-0	0-0	0 0 0	0	0	0 0 0 0	1						
23	WEATHERFORD, Grant	3-9	1-2	0-0	1 5 6	3	7	3 1 0 2	30						
Team					3 0 3										
Totals		25-71	9-24	7-11	15 18 33	21	66	11 15 1 9	200						

FG % 1st Half: 9-35 25.7% 2nd half: 16-36 44.4% Game: 25-71 35.2%
 3FG % 1st Half: 4-12 33.3% 2nd half: 5-12 41.7% Game: 9-24 37.5%
 FT % 1st Half: 1-4 25.0% 2nd half: 6-7 85.7% Game: 7-11 63.6%

Wright State 106 • 23-5, 13-2 HL

#	Player	Total		3-Ptr		Rebounds			PF	TP	A TO Blk Stl				Min
		FG-FGA	FG-FGA	FT-FTA	FT-FTA	Off	Def	Tot			A	TO	Blk	Stl	
00	Jaylon Hall	* 2-5	2-4	4-4	0 2 2	3	10	3 4 0 3	29						
01	Bill Wampler	* 6-11	5-9	0-0	1 6 7	1	17	1 2 0 0	25						
02	Tanner Holden	* 6-8	0-1	2-3	2 4 6	2	14	5 1 0 0	20						
31	Cole Gentry	* 5-8	3-5	0-0	0 1 1	1	13	5 1 0 2	28						
33	Love,Loudon	* 5-9	0-0	8-11	4 4 8	1	18	2 1 0 0	23						
03	Jordan Ash	2-3	0-0	2-4	1 0 1	2	6	0 1 0 0	13						
10	Trey Calvin	1-3	0-2	0-0	0 4 4	1	2	2 1 0 1	21						
20	Andy Neff	0-0	0-0	0-0	0 0 0	0	0	0 2 0 0	4						
21	Grant Basile	2-4	0-0	1-1	1 4 5	2	5	1 0 1 1	16						
23	James Manns	7-10	5-7	2-2	2 3 5	0	21	0 1 0 0	17						
23	TJ Nagy	0-1	0-1	0-0	0 0 0	0	0	1 0 0 1	4						
Team					1 5 6										
Totals		36-62	15-29	19-25	12 33 45	13	106	20 14 1 8	200						

FG % 1st Half: 20-31 64.5% 2nd half: 16-31 51.6% Game: 36-62 58.1%
 3FG % 1st Half: 7-13 53.8% 2nd half: 8-16 50.0% Game: 15-29 51.7%
 FT % 1st Half: 13-18 72.2% 2nd half: 6-7 85.7% Game: 19-25 76.0%

Officials: Tim Stewart, Steve McClunkins, Mark Riggs
 Technical fouls: IUPUI-None. Wright State-None.
 Attendance: 6003

Score by periods	1st	2nd	Total
IUPUI	23	43	66
Wright State	60	46	106

Last FG - IUPUI 2nd-00:30, WSU 2nd-02:26.
 Largest lead - IUPUI None, WSU by 52 2nd-02:26.
 IUPUI led for 00:00. WSU led for 39:43. Game was tied for 00:17.

Score tied - 0 times.
 Lead changed - 0 times.

	In	Off	2nd	Fast	Bench
Points					
IUPUI	26	15	15	0	29
WSU	40	20	21	2	34

GAME #29 • UIC 77, IUPUI 72 (CHICAGO, ILL. - CREDIT UNION 1 ARENA)

IUPUI 72 • 6-23,2-14 Horizo

#	Player	Total		3-Ptr		Rebounds			PF	TP	A TO Blk Stl				Min
		FG-FGA	FG-FGA	FT-FTA	FT-FTA	Off	Def	Tot			A	TO	Blk	Stl	
30	TYSON, Zo	f 1-2	0-0	0-0	1 0 1	1	2	0 1 0 0	6						
32	GOSS, Elyjah	f 4-8	0-1	2-6	5 13 18	3	10	1 1 1 2	40						
00	MINNETT, Jaylen	g 5-15	3-9	2-5	2 5 7	4	15	2 3 0 0	36						
14	BURK, Marcus	g 9-20	4-9	6-8	1 1 2	3	28	6 1 0 0	38						
23	WEATHERFORD, Grant	g 6-11	0-4	3-6	1 3 4	3	15	4 0 0 3	40						
10	DePERSIA, Mike	1-3	0-2	0-0	0 1 1	1	2	4 1 0 0	24						
15	WHITE, Taveion	0-2	0-0	0-2	1 1 2	3	0	0 2 1 1	16						
Team					2 0 2										
Totals		26-61	7-25	13-27	13 24 37	18	72	17 9 2 6	200						

FG % 1st Half: 12-34 35.3% 2nd half: 14-27 51.9% Game: 26-61 42.6%
 3FG % 1st Half: 2-15 13.3% 2nd half: 5-10 50.0% Game: 7-25 28.0%
 FT % 1st Half: 4-6 66.7% 2nd half: 9-21 42.9% Game: 13-27 48.1%

UIC 77 • 14-15,9-7 Horizo

#	Player	Total		3-Ptr		Rebounds			PF	TP	A TO Blk Stl				Min
		FG-FGA	FG-FGA	FT-FTA	FT-FTA	Off	Def	Tot			A	TO	Blk	Stl	
02	Michael Diggins	f 3-9	0-2	2-4	3 3 6	3	8	0 2 1 2	32						
13	Jordan Blount	f 1-7	0-0	5-6	4 10 14	3	7	0 2 0 0	31						
23	Braelen Bridges	f 5-8	0-0	2-2	3 2 5	4	12	0 1 2 1	14						
01	Marcus Ottey	g 6-15	1-2	3-4	1 0 1	2	16	1 0 0 1	29						
04	Tarkus Ferguson	g 4-10	0-3	3-4	0 5 5	4	11	7 1 0 0	29						
03	Jacob Wiley	1-1	0-0	1-2	0 4 4	3	3	1 1 0 0	15						
20	Jamie Ahale	5-5	5-5	0-0	0 1 1	15	0	0 0 0 0	19						
25	Godwin Boahen	1-8	0-4	3-4	1 2 3	3	5	5 3 0 0	31						
Team					3 1 4										
Totals		26-63	6-16	19-26	15 28 43	23	77	14 10 3 4	200						

FG % 1st Half: 15-37 40.5% 2nd half: 11-26 42.3% Game: 26-63 41.3%
 3FG % 1st Half: 3-10 30.0% 2nd half: 3-6 50.0% Game: 6-16 37.5%
 FT % 1st Half: 2-4 50.0% 2nd half: 17-22 77.3% Game: 19-26 73.1%

Officials: Michael Kitts,Eric Curry,Lamont Simpson
 Technical fouls: IUPUI-TEAM. UIC-Tarkus Ferguson.
 Attendance: 2040
 2019-20 Men's Basketball. Round: 0. IUPUI vs UIC. Played at Credit Union 1 Are

Score by periods	1st	2nd	Total
IUPUI	30	42	72
UIC	35	42	77

Last FG - IUPUI 2nd-02:04, UIC 2nd-00:08.
 Largest lead - IUPUI None, UIC by 14 1st-11:54.
 IUPUI led for 00:00. UIC led for 37:11. Game was tied for 02:49.

Score tied - 4 times.
 Lead changed - 0 times.

	In	Off	2nd	Fast	Bench
Points					
IUPUI	30	9	13	11	2
UIC	34	11	17	8	23

GAME #30 • IUPUI 71, OAKLAND 68 (INDIANAPOLIS - INDIANA FARMERS COLISEUM)

Oakland 68 • 12-18,7-10 Horizo

#	Player	Total		3-Ptr		Rebounds			PF	TP	A TO Blk Stl				Min
		FG-FGA	FG-FGA	FT-FTA	FT-FTA	Off	Def	Tot			A	TO	Blk	Stl	
04	Daniel Oladapo	f 4-5	0-0	0-1	2 2 4	2	8	0 2 0 0	28						
14	Xavier Hill-Mais	f 8-16	0-2	1-2	3 9 12	2	17	4 1 2 3	38						
13	Brad Brechtling	c 7-9	1-1	1-4	3 3 6	2	16	0 1 1 1	25						
01	Rashad Williams	g 4-20	3-15	0-0	1 2 3	2	11	3 2 0 0	37						
02	Tray Maddox Jr.	g 6-12	1-4	0-0	3 1 4	1	13	4 0 0 1	40						
11	Blake Lampman	0-3	0-2	0-0	0 1 1	0	0	0 0 0 0	10						
15	Kevin Kangu	1-3	1-3	0-1	0 2 2	4	3	4 0 0 0	22						
24	Kenny Pittman Jr.	0-0	0-0	0-0	0 0 0	0	0	0 0 0 0	0+						
33	Christopher Gettelfi	0-0	0-0	0-0	0 0 0	0	0	0 0 0 0	0+						
Team					2 2 4										
Totals		30-68	6-27	2-8	14 22 36	13	68	15 6 3 5	200						

FG % 1st Half: 15-33 45.5% 2nd half: 15-35 42.9% Game: 30-68 44.1%
 3FG % 1st Half: 3-12 25.0% 2nd half: 3-15 20.0% Game: 6-27 22.2%
 FT % 1st Half: 2-5 40.0% 2nd half: 0-3 0.0% Game: 2-8 25.0%

IUPUI 71 • 7-23,3-14 Horizo

#	Player		Total		3-Ptr		Rebounds			PF	TP	A TO Blk Stl				Min
			FG-FGA	FG-FGA	FT-FTA	Off	Def	Tot	A			TO	Blk	Stl		
30	TYSON, Zo	f	5-6	0-0	0-0	2	4	6	3	10	0	0	0	0	28	
32	GOSS, Elijah	f	3-7	0-3	0-0	2	8	10	3	6	3	0	0	0	33	
00	MINNETT, Jaylen	g	6-12	5-9	2-5	0	3	3	2	19	7	4	0	1	38	
14	BURK, Marcus	g	8-17	3-6	2-3	0	1	1	1	21	0	3	0	1	36	
23	WEATHERFORD, Grant	g	6-11	1-5	0-1	1	6	7	0	13	5	2	0	2	36	
01	KEMP, Jakoby		0-1	0-0	0-0	0	1	1	1	0	0	0	0	0	3	
10	DePERSIA, Mike		0-0	0-0	2-2	0	2	2	2	2	1	0	0	0	12	
15	WHITE, Taveion		0-1	0-0	0-0	0	1	1	2	0	0	0	0	0	8	
20	STOLTZ, Sawyer		0-0	0-0	0-0	0	1	1	2	0	0	0	0	0	6	
Team						2	1	3								