



# 2019-2020 IUPUI BASKETBALL GAME NOTES

# IUPUI

## SCHEDULE/RESULTS

(2-6, 0-0 HORIZON)

Date	Opponent	Result/Time
Oct. 23	# Tiffin (ESPN3)	W, 81-77
Nov. 6	at Butler (FS2)	L, 47-80
Nov. 9	at Bradley (ESPN+)	L, 56-90
Nov. 11	Anderson (ESPN3)	W, 72-55
Nov. 13	^ at South Florida (ESPN3)	W, 70-53
Nov. 20	^ at Loyola (Ill.) (NBCSCH+ / ESPN+)	L, 62-85
Nov. 25	^ vs. Loyola (Md.)	L, 77-81
Nov. 26	^ vs. Southern	L, 77-83
Nov. 30	Evansville (ESPN+)	L, 64-70
Dec. 4	at Morehead St. (ESPN+)	7:00 pm
Dec. 7	at Ball St. (ESPN+)	1:00 pm
Dec. 10	IU South Bend (ESPN3)	7:00 pm
Dec. 14	Purdue Fort Wayne (ESPN+)	12:00 pm
Dec. 20	at Fresno St. (Mountain West Net)	10:00 pm
Dec. 28	* Youngstown St. (ESPN+)	12:00 pm
Dec. 30	* Cleveland St. (ESPN+)	7:00 pm
Jan. 3	* at Milwaukee (ESPN3)	8:00 pm
Jan. 5	* at Green Bay (ESPN+)	2:00 pm
Jan. 10	* Wright St. (ESPN3)	7:00 pm
Jan. 12	* Northern Kentucky (ESPN+)	2:00 pm
Jan. 18	* UIC (ESPN3)	12:00 pm
Jan. 23	* at Detroit Mercy (ESPN+)	7:00 pm
Jan. 25	* at Oakland (ESPN3)	3:00 pm
Jan. 30	* at Cleveland St. (ESPN+)	7:00 pm
Feb. 1	* at Youngstown St. (ESPN3)	6:00 pm
Feb. 6	* Green Bay	11:00 am
Feb. 8	* Milwaukee	12:00 pm
Feb. 14	* at Northern Kentucky	7:00 pm
Feb. 16	* at Wright St.	2:00 pm
Feb. 22	* at UIC (ESPN3)	4:12 pm
Feb. 27	* Oakland	7:00 pm
Feb. 29	* Detroit Mercy	12:00 pm
Mar. 3	& HL Tourney - 1st rd.	
Mar. 5	& HL Tourney - Quarterfinals	
Mar. 9	& HL Tourney - Semifinals	
Mar. 10	& HL Tourney - Championship	

# denotes exhibition  
 \* denotes Horizon League games  
 ^ part of Cayman Islands Classic  
 (first two games on campus sites / last two at Omaha)  
 & denotes Horizon League Tournament games  
 (quarterfinals on campus sites / semis and finals in Indy)

## MEDIA COVERAGE

**TV:** ESPN+  
**Video Stream:** ESPN+  
**Audio:** none  
**Live Stats:** IUPUIJags.com  
**Twitter:** @IUPUIJaguars / @IUPUIMensBball

## MBB CONTACT

**Ed Holdaway - IUPUI Assistant AD**  
**Email:** eholdawa@iupui.edu  
**Twitter:** @EdHoldaway  
**Cell:** 317-908-2645

'03 NCAA TOURNAMENT, 2010 CBI, 2019 CIT

## IUPUI (2-6) at MOREHEAD STATE (4-4)

Wednesday, December 4, 2019 • 7:00 p.m. • Morehead, Ky. • Johnson Arena (6,500)


## STAT BREAKDOWN

IUPUI	MSU
65.6	72.2
74.6	67.2
428	464
475	413
34.9 (-0.7)	36.9 (+2.1)
.343	.302
.578	.594
15.6 (-2.7)	13.1 (+1.8)
---	---
NCAA Eval. Tool (NET)	

## SERIES BREAKDOWN

<b>Overall:</b>	3-1
<b>Rimm vs. Morehead State:</b>	0-0
<b>at Morehead:</b>	1-1
<b>at IUPUI:</b>	2-0
<b>neutral:</b>	0-0
<b>Last Meeting:</b>	Dec. 21, 2018
<b>Outcome:</b>	Morehead State 74, IUPUI 70
<b>Streak:</b>	MSU has won 1
<b>Quick Note:</b>	The first 2 meetings in the series were in 2001 and 2002 and both ended in IUPUI OT wins

## THE JAGUARS



### PROBABLE STARTERS

No.	Name	Yr.	Pos.	Ht.	Hometown	PPG	RPG	APG	FG%	3FG%	FT%
0	Jaylen Minnett	Jr.	G	6-1	Terre Haute, Ind.	12.5	4.4	3.1	.343	.333	.833
10	Mike DePersia	Fr.	G	5-11	Cherry Hill, N.J.	2.9	2.4	1.9	.333	.000	.455
14	Marcus Burk	Jr.	G	6-3	Indianapolis, Ind.	22.9	3.4	1.5	.483	.456	.769
30	Zo Tyson	Gr.	F	6-9	Fayetteville, N.C.	4.0	3.5	0.8	.700	---	.571
32	Elyjah Goss	Jr.	F	6-7	Bolingbrook, Ill.	7.3	7.1	0.8	.455	.000	.500

### OFF THE BENCH

1	Jakoby Kemp	Jr.	F	6-8	Layton, Utah	---	---	---	---	---	---
2	Jamil Jackson Jr.	Jr.	G/F	6-6	Minneapolis, Minn.	2.7	1.0	0.3	.222	.250	.714
11	Brandon Kenyon	So.	F/C	6-10	Caledonia, Ontario	2.0	2.0	0.0	.375	.250	.500
12	Marlon Taylor	R-Fr.	G/F	6-5	South Bend, Ind.	0.0	0.3	0.0	.000	---	---
13	Isaiah Williams	Jr.	G/F	6-8	Dayton, Ohio	9.0	5.1	1.5	.462	.500	.478
15	Taveion White	Fr.	F	6-7	Prosper, Texas	0.0	0.3	0.0	.000	---	---
20	Sawyer Stoltz	Fr.	F	6-9	Huntington, Ind.	0.0	0.7	0.0	.000	---	---
23	Grant Weatherford	Jr.	G	6-2	Cicero, Ind.	4.1	3.8	2.8	.414	.000	.643

## QUICK HITTERS

- IUPUI is coming off a 16-17 campaign, having made the program's third postseason berth during the Division I era by earning a spot in the 2019 College Insider Tournament. The Jaguars' 16 wins were the program's most since going 19-14 in the 2010-11 in head coach Ron Hunter's final season at IUPUI.
- Junior **Marcus Burk** enters play ranked No. 13 nationally in scoring (22.9 ppg) and No. 5 in the country in threes made (3.88/game). Burk has scored 20-or-more in five of the team's eight games.
- Head Coach **Byron Rimm II** took over on an interim basis earlier this year, replacing Jason Gardner, who spent five years at the helm of the program. Rimm boasts 14 years of head coaching experience, including 10 years at Prairie View A&M from 2006-2016 as he racked up 115 victories and is the program's all-time winningest head coach. He originally joined the Jaguars' staff just prior to last season as IUPUI's Associate Head Coach.
- IUPUI returns just five letterwinners and two starters (**Grant Weatherford** & **Elyjah Goss**) from last year's squad. 2019 Horizon League Sixth Man of the Year **Jaylen Minnett** (12.0 ppg, 78 3's) headlines the group of returners and has slid into this year's starting five. Weatherford (6.2 ppg, 3.0 rpg) started all 33 games last season and Goss (6.8 ppg, 6.3 rpg) started 25 times last season before being slowed late in the season due to injury.
- IUPUI has players from 10 different states/provinces this season, with five hailing from the Hoosier State. All total, IUPUI has players this year from Indiana, Illinois, Minnesota, New Jersey, New York, North Carolina, Ohio, Ontario, Texas and Utah.
- IUPUI swept the Horizon League's weekly awards on Nov. 18 as junior guard **Marcus Burk** was named Player of the Week and **Mike DePersia** was named Freshman of the Week after leading the Jags to wins over Anderson and at South Florida. Burk averaged 25.5 points, 5.5 rebounds, 2.5 steals and 2.0 assists per game while shooting 61 percent from the floor and 57.1 percent (8-of-14) from three. DePersia, who made his first two career starts during the week, averaged 4.0 points, 5.0 rebounds and 1.5 assists per game while shooting 57 percent from the field.

## SIGHTS & SOUNDS

- Tonight's game kicks off a home-and-home series between IUPUI and Morehead State. Counting tonight's game, the two teams will have played in each of the past three seasons. IUPUI leads the all-time series, 3-1.

# 2019-2020 ROSTER

## NUMERIC ROSTER

##	Name	Pos.	Ht.	Wt.	Yr.	Hometown/High School (Previous)
0	Jaylen Minnett	G	6-1	180	Jr.	Terre Haute, Ind./Terre Haute South
1	Jakoby Kemp	F	6-8	190	Jr.	Layton, Utah/Layton (Salt Lake C.C.)
2	Jamil Jackson Jr.	G/F	6-6	190	Jr.	Minneapolis, Minn./Minneapolis North (Southern Utah)
5	# Zaire Swaby	F	6-8	200	Jr.	Brooklyn, N.Y./Smyrna [Del.] (Des Moines Area C.C.)
10	Mike DePersia	G	5-11	170	Fr.	Cherry Hill, N.J./Haddonfield Memorial
11	Brandon Kenyon	F/C	6-10	225	So.	Caledonia, Ontario/RISE Prep
12	Marlon Taylor	G/F	6-5	220	R-Fr.	South Bend, Ind./Riley (Indiana State)
13	Isaiah Williams	G/F	6-8	225	Jr.	Dayton, Ohio/Stivers School for the Arts (Pensacola St.)
14	Marcus Burk	G	6-3	205	Jr.	Indianapolis, Ind./Franklin Central
15	Taveion White	F	6-7	190	Fr.	Prosper, Texas/PHS Academy
20	Sawyer Stoltz	F	6-9	200	Fr.	Huntington, Ind./Huntington North
23	Grant Weatherford	G	6-2	195	Jr.	Cicero, Ind./Hamilton Heights (Midland College)
30	Zo Tyson	F	6-9	195	Gr.	Fayetteville, N.C./Trinity Christian (Colorado State)
32	Elyjah Goss	F	6-7	195	Jr.	Bolingbrook, Ill./Plainfield East

## ROSTER BREAKDOWNS

### BY CLASS-

Freshmen: 4  
Juniors: 8

Sophomores: 1  
Seniors: 1

### BY PRIMARY POSITION-

Guards: 7  
Centers: 0

Forwards: 7

### BY HOME STATE-

Indiana: 5  
Minnesota: 1  
New York: 1  
Ohio: 1  
Texas: 1

Illinois: 1  
New Jersey: 1  
North Carolina: 1  
Ontario: 1  
Utah: 1

## PRONUNCIATION GUIDE

ELYJAH Goss

(same as Elijah)

Jaylen MINNETT

(min-NET)

Zaire SWABY

(SWAY-bee)

TAVEION White

(TAY-vee-on)

# will sit out the 2019-20 season as a Division I transfer


## RADIO / TV ROSTER



**#0 - JAYLEN MINNETT**  
6-1 // Jr. // G  
Terre Haute, Ind.  
Sports Management



**#1 - JAKOBY KEMP**  
6-8 // Jr. // F  
Layton, Utah  
General Studies




**#2 - JAMIL JACKSON JR.**  
6-6 // Jr. // G/F  
Minneapolis, Minn.  
General Studies




**#5 - ZAIRE SWABY**  
6-8 // Jr. // F  
Brooklyn, N.Y.  
General Studies



**#10 - MIKE DePERSIA**  
5-10 // Fr. // G  
Haddonfield, N.J.  
Biomedical Engineering




**#11 - BRANDON KENYON**  
6-10 // Soph. // F/C  
Caledonia, Ontario  
Criminal Justice



**#12 - MARLON TAYLOR**  
6-5 // R-Fr. // G/F  
South Bend, Ind.  
Pre-Engineering




**#13 - ISAIAH WILLIAMS**  
6-8 // Jr. // G/F  
Dayton, Ohio  
General Studies




**#14 - MARCUS BURK**  
6-3 // Jr. // G  
Indianapolis, Ind.  
General Studies



**#15 - TAVEION WHITE**  
6-7 // Fr. // F  
Prosper, Texas  
Business



**#20 - SAWYER STOLTZ**  
6-9 // Fr. // F  
Huntington, Ind.  
Biology



**#23 - GRANT WEATHERFORD**  
6-2 // Jr. // G  
Cicero, Ind.  
General Studies

**Interim Head Coach:** Byron Rimm II, 1st season (2nd year at IUPUI)

**Assistant Coach:** Matt Dunn, 2nd season

**Assistant Coach:** Isaac Loechle, 2nd season

**Assistant Coach:** Brian Burton, 1st season

**Director of Operations:** Aaron Evans, 1st season

**Strength & Conditioning Coach:** Jason Quarles, 6th season

**Athletic Trainer:** Joseph Medel, 1st season



**#30 - ZO TYSON**  
6-9 // Gr. // F  
Fayetteville, N.C.  
Sports Journalism



**#32 - ELYJAH GOSS**  
6-7 // Jr. // F  
Bolingbrook, Ill.  
Sports Management



## POLLS

ASSOCIATED PRESS <i>Week 5 - Dec. 2</i>		COACHES <i>Week 5 - Dec. 2</i>	
Rank	Team (1st)	Rank	Team (1st)
1.	Louisville (48)	1.	Louisville (25)
2.	Kansas (3)	2.	Virginia (2)
3.	Maryland	3.	Kansas (1)
4.	Michigan (9)	4.	Maryland (2)
5.	Virginia (5)	5.	Michigan (1)
6.	Ohio State	6.	Ohio State (1)
7.	North Carolina	7.	North Carolina
8.	Kentucky	8.	Duke
9.	Gonzaga	9.	Gonzaga
10.	Duke	10.	Kentucky
11.	Michigan State	11.	Arizona
12.	Arizona	12.	Michigan State
13.	Oregon	13.	Auburn
14.	Auburn	14.	Oregon
15.	Memphis	15.	Seton Hall
16.	Seton Hall	16.	Baylor
17.	Florida State	17.	Dayton
18.	Baylor	18.	Memphis
19.	Dayton	19.	Florida State
20.	Colorado	20.	Tennessee
21.	Tennessee	21.	Colorado
22.	Washington	22.	Villanova
23.	Villanova	23.	Washington
24.	Butler	24.	Butler
25.	Utah State	25.	Oklahoma State

### MID-MAJOR TOP 25

<i>December 2</i>					
Rk	Team (1st)	Record	Pts.	Prev.	Conf.
1.	Gonzaga (29)	8-1	770	1	West Coast
2.	Liberty (1)	9-0	720	2	ASUN
3.	ETSU	7-1	695	3	Southern
4.	Saint Mary's (1)	8-1	672	4	West Coast
5.	Northern Iowa	7-1	585	7	Missouri Valley
6.	Furman	7-1	572	8	Southern
7.	Bowling Green	6-2	526	6	Mid-American
8.	Stephen F. Austin	6-1	509	NR	Southland
9.	Vermont	6-3	443	5	America East
10.	BYU	6-3	387	10	West Coast
11.	Colgate	5-3	366	17	Patriot
12.	<b>Wright State</b>	<b>6-2</b>	<b>347</b>	<b>12</b>	<b>Horizon</b>
13.	Delaware	8-0	325	19	Colonial
14.	New Mexico State	4-4	323	13	Western Athletic
15.	Belmont	5-3	310	9	Ohio Valley
16.	Kent State	6-1	277	14	Mid-American
17.	Toledo	5-2	274	18	Mid-American
18.	Penn	5-3	264	15	Ivy League
19.	UNCG	6-2	235	25	Southern
20.	Yale	6-3	233	NR	Ivy League
21.	San Francisco	7-1	191	20	West Coast
22.	Buffalo	5-2	137	24	Mid-American
23.	<b>Evansville</b>	<b>5-3</b>	<b>119</b>	<b>23</b>	<b>Missouri Valley</b>
24.	Harvard	5-4	108	11	Ivy League
25.	Hofstra	6-3	70	22	Colonial

### HORIZON LEAGUE PRESEASON POLLS

#### Pl. School (1st-place) - Votes

- Wright State (28) - 350
- Northern Kentucky (5) - 295
- UIC (1) - 280
- Oakland (1) - 229
- Green Bay - 207
- Youngstown State - 186
- Milwaukee - 146
- Detroit Mercy - 133
- IUPUI - 92**
- Cleveland State (1) - 62

**Preseason POTY:** Antoine Davis, Detroit Mercy

#### First Team (alphabetical order by school)

Antoine Davis, Detroit Mercy  
Jalen Tate, Northern Kentucky  
Xavier Hill-Mais, Oakland  
Tarkus Ferguson, UIC  
Loudon Love, Wright State

#### Second Team (alphabetical order by school)

JayQuan McCloud, Green Bay  
Tyler Sharpe, Northern Kentucky  
Marcus Ottey, UIC  
Bill Wampler, Wright State  
Darius Quisenberry, Youngstown State

## HORIZON LEAGUE

HORIZON LEAGUE STANDINGS <i>as of Dec. 2</i>		
Team	Overall (Pct.)	HL (Pct.)
Wright State .....	6-2 (.750)	0-0 (.000)
Milwaukee.....	5-3 (.625)	0-0 (.000)
Northern Ky.....	5-3 (.625)	0-0 (.000)
Cleveland State.....	4-4 (.500)	0-0 (.000)
Oakland .....	4-4 (.500)	0-0 (.000)
Youngstown State.....	4-4 (.500)	0-0 (.000)
Green Bay.....	3-4 (.429)	0-0 (.000)
UIC .....	3-6 (.333)	0-0 (.000)
<b>IUPUI .....</b>	<b>2-6 (.250)</b>	<b>0-0 (.000)</b>
Detroit Mercy .....	1-5 (.167)	0-0 (.000)

HORIZON LEAGUE SCHEDULE		
Date	Game	Time
12/3	Western Ky. at Wright St.	tba
	Oakland at Western Michigan	7pm
	Northern Ky. at Miami (Ohio)	7pm
	Detroit Mercy at Kent St.	7pm
	Milwaukee at Drake	8pm
12/4	Toledo at Cleveland St.	7pm
	Green Bay at Xavier	7pm
	IUPUI at Morehead St.	7pm
	Robert Morris at Youngstown St.	7pm
12/7	Indiana St. at Wright St.	tba
	Eastern Michigan at Detroit Mercy	1pm
	IUPUI at Ball St.	1pm
	Youngstown St. at Western Mich.	2pm
	Oakland at Bowling Green	4pm
	Purdue Fort Wayne at UIC	4:12pm
	Green Bay at Eastern Illinois	4:15pm
	Cleveland St. at Kent St.	7pm
12/8	Eastern Ky. at Northern Ky.	7pm
12/10	IU South Bend at IUPUI	7pm
	Detroit Mercy at Notre Dame	7pm
	Green Bay at Central Florida	8pm
	Milwaukee at Kansas	8pm
12/12	Southern at Wright St.	tba
12/14	Purdue Fort Wayne at IUPUI	12pm
	Oakland at Michigan St.	12pm
	UIC at DePaul	2pm
	Toledo at Detroit Mercy	3pm
	Evansville at Green Bay	7pm
	Eastern Illinois at Milwaukee	8pm
12/15	Illinois St. at Northern Ky.	2pm
	Cleveland St. at Bowling Green	4pm
	SEMO at Youngstown St.	8pm

IUPUI IN HORIZON LEAGUE STATS <i>as of Dec. 2 [denotes NCAA ranking]</i>		
Category	HL [Nat Rk.]	Stat
Scoring .....	7th .....	65.6 ppg
Scoring Defense.....	7th .....	74.6 ppg
Scoring Margin.....	7th .....	-9.0 ppg
Rebounding Margin .....	6th .....	-0.8 rpg
Field Goal % .....	5th .....	42.8%
3Pt Field Goal % .....	3rd .....	34.3%
Free Throw % .....	10th .....	57.8%
Assists .....	6th .....	12.5 apg
Turnovers.....	8th .....	15.6 to/g
Turnover Margin.....	9th .....	-2.8 to/g
Assist/TO Ratio .....	8th .....	0.80 a/to
Blocked Shots .....	10th .....	1.75 bpg
Steals .....	7th .....	6.50 spg
Offensive Rebounds.....	6th .....	10.6 rpg
Defensive Rebounds.....	10th .....	24.3 rpg
Home Attendance.....	7th .....	1,355/gm

Player Horizon [Natl Rk.]			Stat
<b>Marcus Burk</b>			
3FG%	1st		45.6%
3FG	1st		3.88/game
20+ Scoring Games	t-1st		5 total
Scoring	2nd		22.9 ppg
Minutes	4th		33.6 mpg
FG%	5th		48.3%
Steals	t-9th		1.50 spg
<b>Elyjah Goss</b>			
Double-Doubles	t-2nd		2 total
Rebounding	5th		7.13 rpg
Off. Rebounding	6th		2.63 rpg
Def. Rebounding	6th		4.50 rpg
Blocked Shots	9th		0.75 bpg
<b>Jaylen Minnett</b>			
3FG	3rd		2.75/game
3FG%	4th		33.3%
Assist-to-Turnover	4th		1.47 a/to
Assists	t-8th		3.1 apg
Minutes	11th		31.2 mpg
Def. Rebounding	t-14th		3.75 rpg
Scoring	t-14th		12.5 ppg
<b>Grant Weatherford</b>			
Steals	t-14th		1.25 spg
<b>Isaiah Williams</b>			
Off. Rebounding	t-9th		2.00 rpg
FT%	13th		47.8%
Rebounding	t-13th		5.13 rpg

## BURK'S BEEN BALLIN'

Junior Marcus Burk has been on a tear all season long, ranking No. 13 nationally in scoring (22.9 ppg) and No. 5 in the country in threes made per game (3.88/game).

Here are some more notes on Burk to start the season:

- Burk tallied a season-high 32 points (12-of-21 FG, 7-of-10 3's) against Loyola (Md.), falling one shy of his career-high 33 from his sophomore year at Campbell. Burk's 32 was the most by an IUPUI player since Darell Combs hit the same number against South Dakota on Feb. 25, 2016.

- Burk is averaging 13.5 points per game in the first half of games this season, while shooting 55.4 percent (21-of-38) from three-point range. He scored 23 points before halftime in the win over Anderson and also has first half totals of 17 at Loyola (Ill.) and 16 vs. Loyola (Md.) on Monday night (Nov. 25).

- While Burk is off to a hot start and averaging better than 20 points per game to start the year, no IUPUI player has averaged 20 points per game for an entire season since Alex Young averaged 20.4 points per game in 2011-12. Only three players - Odell Bradley (23.1, 2003-04), George Hill (21.5, 2007-08) and Young (20.4, 2011-12) - have averaged better than 20 points per game during the Jaguars' Division I era.

- Burk enters tonight with 959 points in his collegiate career - 776 in two seasons at Campbell and 183 in an IUPUI uniform.

## SPLASH BROTHERS

IUPUI's version of the Splash Brothers - Marcus Burk and Jaylen Minnett - has been impressive to start the season, both ranking among the Horizon League's top five in both threes made and three-point percentage.

Burk leads the league in three per game (3.9) while Minnett is third in the league in the category (2.8). Burk leads in three-point percentage (45.6%) and Minnett is third at 33.3 percent. By hitting a combined 6.6 threes/game, the duo is easily tops in the league for a tandem as Detroit Mercy's Antoine Davis and Willy Isiani are next in line at 5.2 threes/game.

## TOP GUNS

Burk and Minnett are accounting for the bulk of the Jaguars' offense through the season's first eight games, having taken 54 percent of the team's field goal attempts (246 of 458) and 78 percent of the team's three-point attempts (134-of-172). In addition, the duo has accounted for 54 percent (283 of 525) of the team's total points.

Burk (22.9 ppg) and Minnett (12.5 ppg) easily lead the team in scoring while Isaiah Williams is third at 9.0 ppg.

## FINDING DUBS

While Burk has scored in double-digits in all eight games to start the season, the remainder of the IUPUI roster has just 10 double-digit scoring games combined. Minnett has scored in double-figures five times, Elijah Goss has done so three times and Isaiah Williams has hit double-figures twice.

## MINNETT NOTES

Junior Jaylen Minnett, the 2019 Horizon League Sixth Man of the Year, is unlikely to be a repeat winner of the award as he's assumed a starting job this season. The 6-foot-1 Terre Haute-native, averaged 12.0 points per game and drilled 78 3's last season, while coming off the bench in all but the season finale.

Some other tidbits on Minnett include:

- He currently owns the nation's fourth-longest streak of consecutive games with at least one made three at 44 games... Minnett made at least one trey in all 33 games last season and the final three games of the 2017-18 season... the last time Minnett went without a three in a game was against Oakland on Feb. 19, 2018 when he was held without a triple in 14 minutes.

- Minnett enters play ranked eighth on IUPUI's all-time list with 151 made 3's in his career...he has some work to do to move up on the list as both Leroy Nobles and Akeem Clark are tied for the No. 6 spot with 186 makes each.

- His 78 3's made last season was the 7th-highest single-season total in IUPUI history.

- His 7.1 ppg scoring average as a freshman in 2017-18 was the highest by an IUPUI rookie since Alex Young average 10.8 points per game in 2008-09.

- His 51 made 3's in 2017-18 were the most by an IUPUI freshman in the program's Division I era (1998-present).

## MR. DOUBLE-DOUBLE

Junior Elijah Goss notched his second double-double of the season on Monday night, notching a season-high 14 points (5-of-9 FG, 4-6 FT) and matching his career-high with 13 boards (6 offensive) against Loyola (Md.). Goss logged his fifth

career double-double and is the only active IUPUI player to own a collegiate double-double.

Goss has quietly upped his scoring (6.8 ppg to 7.3 ppg) and rebounding (6.3 rpg to 7.1 rpg), despite his minutes per game being slightly lower this season (22.9 mpg to 22.3 mpg).

## THANKSGIVING LEFTOVERS

Against Evansville, Isaiah Williams had a career-high 15 points (5-7 FG, 5-10 FT) and eight boards to go along with three assists... the Jaguars committed a season-low seven turnovers in the loss to the Aces and have averaged just 12 turnovers per game the past three games... IUPUI has attempted a season-high 24 free throw attempts in each of the past two games... Elijah Goss just missed his third double-double of the season with eight points and nine boards... the past two games, Jaylen Minnett has seven assists against just one turnover.

## STORY TELLER

In IUPUI's two wins this season, the Jags have held opponents to 34 percent shooting overall and 19 percent from three-point range.

In the Jaguars' six losses, foes have shot 52.2 percent overall and 39 percent from beyond the arc.

Four of the six opponents to have beaten the Jags have shot 50 percent or better from the floor.

In the Jags' two wins - IUPUI held Anderson to just 32.4 percent shooting and South Florida to 37 percent.

## NEW LOOK JAGS

This year's team has a decidedly new look - a new head coach, only five returners and a largely new coaching staff.

Head coach Byron Rimm II took over on an interim basis this past fall, taking over for Indianapolis-native Jason Gardner. Rimm, who is the winningest head coach in Prairie View A&M history with 115 career wins, became the ninth head coach in IUPUI history after taking over for Gardner.

He has 10+ years of Division I head coaching experience and helped PVAMU to winning records in 2008-09 and 2009-10.

Beside him, Rimm boasts two new assistants on the sidelines as well as Brian Burton joined the program from UTEP in November and Aaron Evans joined the program as Director of Operations from nearby Marian University over the summer. Evans took the spot of Isaac Loechle, who was promoted from Director of Operations to Assistant Coach last summer.

## ROSTER ASSEMBLY

IUPUI brings back five letterwinners from a season ago, including two starters (Elijah Goss & Grant Weatherford), the league's Sixth Man of the Year (Jaylen Minnett) and two reserves (Jakoby Kemp & Brandon Kenyon).

Two other transfers sat out last season and are now eligible (Marcus Burk & Jamil Jackson Jr.) and a third (Zo Tyson), joined the program as a graduate transfer.

The remaining members of the roster are all new faces in two JC-transfers (Zaire Swaby & Isaiah Williams), a redshirt freshman transfer who's immediately eligible (Marlon Taylor) and three true freshmen (Mike DePersia, Sawyer Stoltz & Taveion White). Swaby will sit out the season, giving the Jaguars 13 in uniform on game days.

## WHERE'D THEY GO?

IUPUI graduated the Horizon League's Defensive Player of the Year D.J. McCall, who's currently in Fort Wayne Mad Ants camp, vying for a spot in the G-League as a rookie. In addition, three-year starter Evan Hall also graduated on the inside, as did 7-foot-1 big man Ahmed Ismail.

The other key departure was second team All-Horizon League selection Camron Justice, who pursued a graduate transfer, and is now playing at Western Kentucky. The Jags also suffered two other defections at the start of the school year as local product Jack Hansen decided not to continue his college basketball career after appearing in 31 games last season.

The other came when highly touted freshman Calvin Temple opted to transfer to Louisiana at the start of the school year. Temple, a 6-foot-1 guard who was one of the top prep players from the state of Mississippi, practiced with the Jaguars during the summer before opting to transfer.

## LARGE CLASS

IUPUI boasts an eight-man junior class eligibility wise, tying for the eighth largest class in all of college basketball. Below are the lists of largest classes.

11 total: Navy (freshman class), Utah (freshman class)

10 total: Air Force (freshman class), TCU (freshman class)

## BASKETBALL CENTRAL

IUPUI will be a big part of the center of the college basketball universe this March as the 2020 Horizon League Championships will be played at the Indiana Farmers Coliseum on Mar. 9-10 and the department will later serve as institutional co-host of an NCAA Men's Basketball Regional at Lucas Oil Stadium on Mar. 26-28, alongside the Horizon League and Indiana Sports Corporation.

Both the men's and women's Horizon League Semifinals (Mar. 9) and Championship games (Mar. 10) will be played at Indiana Farmers Coliseum as 2020 marks the first of a three-year rotation.



## NEWS, NOTES & STORYLINES (CONT.)

9 total: Colorado (jr. class), CSU Bakersfield (jr. class), Middle Tenn. (jr. class)  
8 total: Idaho (jr. class), IUPUI (jr. class)

### FAMILY TIES

-DePersia comes from a notable basketball family in the state of New Jersey and he and his brothers - twins Rob and Nick - are one of just four sets of siblings in NJ high school basketball history to have all scored 1,000 points in their high school careers. DePersia led his Haddonfield squad to back-to-back state titles his junior and senior seasons. His two brothers went on to play collegiately at Rowan University and were named the Albert Carino Boys Basketball Club of South Jersey Small College Players of the Year last April while playing for former Penn State standout Joe Crispin. Rob recently joined the Villanova program as a graduate assistant.

-Kemp's older brother is a WR with the Kansas City Chiefs, Marcus Kemp. Kemp played at the University of Hawaii and is now in his second season with the Chiefs, having joined the team as an undrafted free agent in 2017.

### GRADS

Two members of the IUPUI team have already completed their undergraduate work and are now pursuing Master's degrees. Grant Weatherford completed his undergraduate work last spring and is now pursuing a Master's degree and still has two years of eligibility ahead.

Colorado State-transfer Zo Tyson earned his degree this past summer and is now pursuing his Master's degree in Sports Journalism on the IUPUI campus.

### OPENERS

IUPUI has dropped its last four season openers, all on the road, since winning a road opener at Indiana State (72-70 on Nov. 13, 2015).

Since then, IUPUI has dropped four straight season openers:

-Nov. 11, 2016 - Eastern Kentucky 97, IUPUI 87 (Richmond, Ky.)

-Nov. 11, 2017 - Bradley 68, IUPUI 53 (Peoria, Ill.)

-Nov. 6, 2018 - Xavier 82, IUPUI 69 (Cincinnati, Ohio)

-Nov. 6, 2019 - Butler 80, IUPUI 47 (Indianapolis, Ind.)

Since moving to the Division I level in 1998, IUPUI is 10-12 overall in season openers.

### PRO NOTES

In addition to the success that former IUPUI Jaguar George Hill is continuing to have in his 12th NBA season, IUPUI presently has six former players playing professionally all over the world.

George Hill / Milwaukee Bucks

Darell Combs / Mgzavrebi (Georgia Superleague)

Alex Young / Beijing Bucks (China-NBL)

D.J. McCall / Fort Wayne Mad Ants (G-League)

Robert Glenn / Metros STGO (Dominican Republic LNB)

Maurice Kirby / Shoot it Dragon (Thailand TBL)

### AT THE HORN

Winning games at the horn has been a staple of recent IUPUI squads. In the past five seasons, IUPUI has won five games in the closing seconds, including three as time expired:

P.J. Boutte - 15' floater at the horn vs. Ball State (71-69 / Nov. 22, 2014)

Marcellus Barksdale - layup at the horn at IPFW (84-82 / Jan. 23, 2016)

Jordan Pickett - wing 3 with :02 vs. NDSU (73-72 / Jan. 31, 2016)

Darell Combs - wing J with :01.5 vs. SDSU (85-83 / Jan. 18, 2017)

Evan Hall - layup at the horn vs. Milwaukee (72-71 / Jan. 10, 2018)

### 21 UP

Last February, Hall of Famer Matt Crenshaw became just the 3rd player in school history to have his jersey retired, joining #34 Carlos Knox and #3 George Hill, in the rafters.

Crenshaw finished as the program's all-time leader in assists and hit the game-winning shot in the 2003 Mid-Continent Conference Tournament to send IUPUI to the NCAA Tournament. He later played overseas and returned to IUPUI as a longtime member of the coaching staff before joining the Ball State coaching staff just prior to the start of last season.

Hill was among those to attend the festivities.



### HUNTER TO THE HALL

Longtime IUPUI head coach Ron Hunter was inducted as part of the Jaguars' Hall of Fame Class of 2019 this past February.

Hunter, now the head coach at Tulane University, guided the IUPUI basketball program from 1994-2011 and is the program's all-time leader in wins (275), winning percentage (.557), games coached (494), winning seasons (11) and 20-win seasons (4). He guided IUPUI to its only ever NCAA Division I NCAA Tournament appearance in 2003. Led by future NBAer George Hill, his 2007-08 team won a school record 26 games and two years later, his team went 25-11 and collected the program's first-ever Division I postseason win. He was a two-time league Coach of the Year and clearly elevated the program during his tenure.

He earned national acclaim for his work with Samaritan's Feet as the first in the country to coach a game in his bare feet in January 2008 to raise awareness for those in need. He later personally delivered shoes to individuals in Peru and Costa Rica. He collected numerous honors for his philanthropic work including being named a 2008 ABC News Person of the Year, the 2010 Indiana Pathfinder Award recipient and an NABC Guardians of the Game Pillar Award for Service.



## UNIVERSITY QUICK FACTS

<b>Location</b>	Indianapolis, Ind.
<b>Founded</b>	1969
<b>Nickname</b>	Jaguars
<b>Colors</b>	Red, gold & black
<b>Enrollment</b>	30,000
<b>Affiliation</b>	NCAA Division I
<b>Conference</b>	The Horizon League
<b>Home Facility (Cap.)</b>	Indiana Farmers Coliseum (6,800)
<b>Chancellor</b>	Dr. Nasser Paydar
<b>Athletics Director</b>	Dr. Roderick Perry
<b>Website</b>	www.IUPUIJags.com
<b>Twitter</b>	@IUPUIJaguars
<b>Athletics Phone</b>	(317) 278-5247
<b>Mailing Address</b>	1000 Waterway Blvd. Indianapolis, IN 46202

## BASKETBALL HISTORY

<b>First Yr. of basketball</b>	1972
<b>Seasons of basketball</b>	48th
<b>Seasons of Division I basketball</b>	22nd
<b>Division I (1998-pres.) Record</b>	275-302 (.477)
<b>NCAA Appearances</b>	1
<b>Last NCAA Appearance</b>	2003
<b>Last Postseason Appearance</b>	2019 (CIT - First Round)

## UNIVERSITY NOTES

### ABOUT THE UNIVERSITY

IUPUI is a public research university located in downtown Indianapolis that is the result of a merger of the Purdue Indianapolis Extension Center (1946) and Indiana University Indianapolis (1916). The merger was completed in 1969 and athletics began in 1972.

The university offers more than 200 degree programs and boasts an enrollment over 30,000 (22,000 undergrad and 8,000 postgrad). The university also boasts an endowment of more than \$850 million.

The university is ranked among the Top 200 "National Universities" and ranked 7th for "Up and Coming Schools." U.S. News has ranked IUPUI among the nation's elite for 13 straight years.

All total, the campus covers 509 acres and is located along Indy's Cultural Trail.

IUPUI includes the nation's largest nursing school, the second largest medical school in the country, the only dental school in the state, and the country's oldest school of physical education. IUPUI is among the top 20 campuses in the nation for graduate professional degrees conferred

### ATHLETIC PROWESS

IUPUI was a primary beneficiary of the 1987 Pan-American Games in Indianapolis and continues to boast some world renowned facilities.

The IU Natatorium is located on the IUPUI campus and is among the best swimming & diving facilities in the world. It has hosted the U.S. Olympic Team Trials four different times and 12 NCAA National Championship meets. In addition, the 2017 World Juniors were held at IUPUI and 16 world records have been set in the Natatorium water.

Adjacent west is the Michael A. Carroll Track & Soccer Stadium which has hosted several USA Outdoor Track & Field Championships and NCAA Championships, along with the 1988 US Olympic Trials. Florence Griffith-Joyner set the 100m world record of 10.49 on the track.

In basketball circles, IUPUI is best known as the long-time host of the Nike All-American Camp, which was held on campus for two decades. The nation's top prep players and coaches from every level converged on campus for two weeks each summer in what was considered the elite college recruiting event of the year. Alum included LeBron James, Chris Webber, Allen Iverson, Kevin Garnett, Jason Kidd and Paul Pierce, among many others.

### GEORGE HILL

IUPUI's best known basketball alum is current NBAer George Hill, who is in his 12th year in the league this season. Hill was originally drafted by the San Antonio Spurs (1st rd., 26th overall) in 2008.

He's played for the Spurs (2008-11), Indiana Pacers (2011-16), Utah Jazz (2016-17), Sacramento Kings (2017-18), Cleveland Cavaliers (2018) and Milwaukee Bucks (2018-pres.). He's played in more than 700 regular season games, making nearly 450 career starts and averaging 11.2 points per game in his NBA career.

Entering this season, he's played in 117 career playoff games, starting 90 times and averaging 12.3 points per game.

# 2019-2020 MISCELLANEOUS STATISTICS

## IUPUI'S RECORD WHEN...

	'19-20 Overall	'19-20 Horizon	Under Rimm
Home:	1-1	0-0	1-1
Away:	1-3	0-0	1-3
Neutral:	0-2	0-0	0-2
Overtime:	0-0	0-0	0-0
Lead @ Halftime:	2-2	0-0	2-2
Trail @ Halftime:	0-4	0-0	0-4
Tied @ Halftime:	0-0	0-0	0-0
Leading w/ 5:00 left:	2-0	0-0	2-0
Trailing w/ 5:00 left:	0-5	0-0	0-5
Tied w/ 5:00 left:	0-1	0-0	0-1
Shooting 50% or better:	1-0	0-0	1-0
Shooting 40-50%:	1-3	0-0	1-3
Shooting less than 40%:	0-3	0-0	0-3
Opp. shoots 50% or better:	0-4	0-0	0-4
Opp. shoots 40-50%:	0-1	0-0	0-1
Opp. shoots less than 40%:	2-1	0-0	2-1
Shooting better % than opp.	2-0	0-0	2-0
Shooting worse % than opp.	0-6	0-0	0-6
Scoring less than 50:	0-1	0-0	0-1
Score 50-59 pts:	0-1	0-0	0-1
Score 60-69 pts:	0-2	0-0	0-2
Score 70-79 pts:	2-2	0-0	2-2
Score 80-89 pts:	0-0	0-0	0-0
Score 90+ pts:	0-0	0-0	0-0
Opp. scores less than 50:	0-0	0-0	0-0
Opp. scores 50-59 pts:	2-0	0-0	2-0
Opp. scores 60-69 pts:	0-0	0-0	0-0
Opp. scores 70-79 pts:	0-1	0-0	0-1
Opp. scores 80-89 pts:	0-4	0-0	0-4
Opp. scores 90+ pts:	0-1	0-0	0-1
Commit less TO than opp.	1-2	0-0	1-2
Commit more TO than opp.	1-4	0-0	1-4
Commit same TO as opp.	0-0	0-0	0-0
Outrebound opponent:	1-2	0-0	1-2
Outrebounded:	1-4	0-0	1-4
Rebounding is equal:	0-0	0-0	0-0
Bench outscores opp.:	1-0	0-0	1-0
Bench is outscored:	1-6	0-0	1-6
Bench scoring is equal:	0-0	0-0	0-0
Hit more FT than opp.:	1-1	0-0	1-1
Hit less FT than opp.:	1-5	0-0	1-5
Hit same FT as opp.:	0-0	0-0	0-0
Hit more 3's than opp.:	2-1	0-0	2-1
Hit less 3's than opp.:	0-3	0-0	0-3
Hit same 3's as opp.:	0-2	0-0	0-2
Decided by 5 pts or less:	0-1	0-0	0-1
Decided by 6-10 points:	0-2	0-0	0-2
Decided by 10+ points:	2-3	0-0	2-3
In home whites:	1-3	0-0	1-3
In road blacks:	1-2	0-0	1-2
In road reds:	0-1	0-0	0-1
7 in double-digits:	0-0	0-0	0-0
6 in double-digits:	0-0	0-0	0-0
5 in double-digits:	0-0	0-0	0-0
4 in double-digits:	0-0	0-0	0-0
3 in double-digits:	1-3	0-0	1-3
2 in double-digits:	1-1	0-0	1-1
1 in double-digits:	0-2	0-0	0-2
0 in double-digits:	0-0	0-0	0-0
On Mondays:	1-1	0-0	1-1
On Tuesdays:	0-1	0-0	0-1
On Wednesdays:	1-2	0-0	1-2
On Thursdays:	0-0	0-0	0-0
On Fridays:	0-0	0-0	0-0
On Saturdays:	0-2	0-0	0-2
On Sundays:	0-0	0-0	0-0
In November:	2-6	0-0	2-6
In December:	0-0	0-0	0-0
In January:	0-0	0-0	0-0
In February:	0-0	0-0	0-0
In March:	0-0	0-0	0-0

## CAREER DOUBLE-DIGIT PERFORMANCES/STARTS/DUNKS

Double-Digit Scoring Gms		
Name	Sea	Car
Minnett	5	33
Goss	3	13
Burk	8	8
Weatherford	0	7
Williams	2	2

20+ Point Scoring Games		
Name	Sea	Car
Burk	5	5
Minnett	0	4
Weatherford	0	2

30+ Point Scoring Games		
Name	Sea	Car
Burk	1	1

Double-Digit Reb. Games		
Name	Sea	Car
Goss	2	10

Double-Doubles		
Name	Sea	Car
Goss	2	5

Games Started		
Name	Sea	Car
Burk	8	8
DePersia	6	6
Goss	5	30
Minnett	8	13
Tyson	6	6
Weatherford	2	35
Williams	5	5

Dunks		
Name	Sea	Car
Burk	1	1
Goss	6	47
Kemp	0	1
Kenyon	1	3
Tyson	5	5
Weatherford	0	1
Williams	1	1

## TIMES LEADING THE TEAM IN...

Points		
Name	Sea	Car
Minnett	2	12
Burk	7	7
Goss	0	1
Weatherford	0	1

Rebounds		
Name	Sea	Car
Goss	5	21
Weatherford	1	3
Burk	2	2
Tyson	2	2
Minnett	1	1
Williams	1	1

Assists		
Name	Sea	Car
Weatherford	3	16
Minnett	2	14
Goss	0	2
DePersia	2	2
Tyson	1	1
Williams	1	1

Steals		
Name	Sea	Car
Minnett	2	11
Weatherford	2	12
Goss	1	9
Burk	2	2
DePersia	1	1
Tyson	1	1

Blocked Shots		
Name	Sea	Car
Goss	4	20
Minnett	1	4
Tyson	2	2
Burk	1	1
Stoltz	1	1
White	1	1

## SPECIALTY STATS

PP = Points in the Paint; POT = Points off Turnover; 2nd = 2nd Chance Points; BP = Bench Points

Opponent	Result	PP	POT	2nd	BP	Largest Lead	Largest Deficit	Lead Changes	Ties
#Tiffin	W, 81-77	38/34	12/32	2/10	12/28	11	4	20	12
at Butler	L, 47-80	22/50	7/19	15/11	8/15	0	33	0	0
at Bradley	L, 56-90	20/42	4/18	5/18	10/17	0	38	0	0
Anderson	W, 72-55	36/30	19/23	8/4	19/14	28	0	0	0
at South Florida	W, 70-53	26/20	27/15	7/10	12/15	19	7	22	9
at Loyola	L, 62-85	22/36	17/20	9/4	12/17	3	30	4	4
vs. Loyola (Md.)	L, 77-81	34/26	21/26	8/6	14/22	8	9	4	5
vs. Southern	L, 77-83	32/38	8/16	13/10	19/45	10	7	4	2
Evansville	L, 64-70	30/34	8/8	10/14	19/38	12	8	11	8
at Morehead State									
at Ball State									
IU South Bend									
Purdue Fort Wayne									
at Fresno State									
*Youngstown State									
*Cleveland State									
*at Milwaukee									
*at Green Bay									
*Wright State									
*Northern Kentucky									
*UIC									
*at Detroit Mercy									
*at Oakland									
*at Cleveland State									
*at Youngstown State									
*Green Bay									
*Milwaukee									
*at Northern Kentucky									
*at Wright State									
*at UIC									
*Oakland									
*Detroit Mercy									
*at HL 1st Rd.									
*at HL Quarters									
*at HL Semis									
*at HL Finals									
Totals		222/276	111/145	75/77	113/183	40	46	45	28
Averages		27.8/34.5	13.9/18.1	9.4/9.6	14.1/22.9			5.6	3.5

## WIN/LOSS MARGINS

Wins	2													
Margin	1	2	3	4	5	6	7	8	9	10	11-15	16-20	21-29	30+
Losses				1		2							1	2



# 2019-2020 IUPUI STATISTICS

## IUPUI Basketball IUPUI Combined Team Statistics (as of Nov 30, 2019) All games



RECORD:	OVERALL	HOME	AWAY	NEUTRAL
ALL GAMES	2-6	1-1	1-3	0-2
CONFERENCE	0-0	0-0	0-0	0-0
NON-CONFERENCE	2-6	1-1	1-3	0-2

#	Player	gp-gs	min	avg	Total		3-Point		F-Throw		Rebounds				pf	dq	a	to	blk	stl	pts	avg
					fg-fga	fg%	3fg-fga	3fg%	ft-fa	ft%	off	def	tot	avg								
14	BURK, Marcus	8-8	269	33.6	71-147	.483	31-68	.456	10-13	.769	5	22	27	3.4	24	0	12	20	1	12	183	22.9
00	MINNETT, Jaylen	8-8	249	31.1	34-99	.343	22-66	.333	10-12	.833	5	30	35	4.4	12	0	25	17	1	9	100	12.5
13	WILLIAMS, Isaiah	8-5	198	24.8	24-52	.462	2-4	.500	22-46	.478	16	25	41	5.1	24	1	12	19	0	3	72	9.0
32	GOSS, Elijah	8-5	178	22.3	25-55	.455	0-1	.000	8-16	.500	21	36	57	7.1	15	0	6	16	6	2	58	7.3
23	WEATHERFORD, Gra	8-2	238	29.8	12-29	.414	0-6	.000	9-14	.643	9	21	30	3.8	14	0	22	17	0	10	33	4.1
30	TYSON, Zo	8-6	138	17.3	14-20	.700	0-0	.000	4-7	.571	7	21	28	3.5	27	0	6	8	4	4	32	4.0
10	DePERSIA, Mike	8-6	219	27.4	9-27	.333	0-11	.000	5-11	.455	5	14	19	2.4	18	0	15	11	0	8	23	2.9
02	JACKSON JR., Jamil	6-0	59	9.8	4-18	.222	3-12	.250	5-7	.714	0	6	6	1.0	4	0	2	5	0	0	16	2.7
11	KENYON, Brandon	4-0	29	7.3	3-8	.375	1-4	.250	1-2	.500	2	6	8	2.0	9	0	0	1	0	2	8	2.0
15	WHITE, Taveion	6-0	11	1.8	0-1	.000	0-0	.000	0-0	.000	2	0	2	0.3	2	0	0	1	1	1	0	0.0
20	STOLTZ, Sawyer	3-0	6	2.0	0-1	.000	0-0	.000	0-0	.000	0	2	2	0.7	0	0	0	2	1	0	0	0.0
12	TAYLOR, Marlon	3-0	6	2.0	0-1	.000	0-0	.000	0-0	.000	0	1	1	0.3	0	0	0	1	0	1	0	0.0
Team											13	10	23				7					
Total.....		8	1600		196-458	.428	59-172	.343	74-128	.578	85	194	279	34.9	149	1	100	125	14	52	525	65.6
Opponents.....		8	1600		223-469	.475	58-173	.335	93-135	.689	78	207	285	35.6	128	2	120	103	26	55	597	74.6

TEAM STATISTICS	IUPUI	OPP
SCORING	525	597
Points per game	65.6	74.6
Scoring margin	-9.0	-
FIELD GOALS-ATT	196-458	223-469
Field goal pct	.428	.475
3 POINT FG-ATT	59-172	58-173
3-point FG pct	.343	.335
3-pt FG made per game	7.4	7.3
FREE THROWS-ATT	74-128	93-135
Free throw pct	.578	.689
F-Throws made per game	9.3	11.6
REBOUNDS	279	285
Rebounds per game	34.9	35.6
Rebounding margin	-0.7	-
ASSISTS	100	120
Assists per game	12.5	15.0
TURNOVERS	125	103
Turnovers per game	15.6	12.9
Turnover margin	-2.7	-
Assist/turnover ratio	0.8	1.2
STEALS	52	55
Steals per game	6.5	6.9
BLOCKS	14	26
Blocks per game	1.8	3.3
ATTENDANCE	2710	18521
Home games-Avg/Game	2-1355	4-4525
Neutral site-Avg/Game	-	2-210

Date	Opponent	Score	Att.
11/06/19	at Butler	L 47-80	7706
11/09/19	at Bradley	L 56-90	5518
11/11/19	ANDERSON (IN)	w 72-55	1051
^ 11/13/19	at South Fla.	w 70-53	2474
^ 11/20/19	at Loyola Chicago	L 62-85	2402
^ 11/25/19	vs Loyola Maryland	L 77-81	269
^ 11/26/19	vs Southern U.	L 77-83	152
11/30/19	EVANSVILLE	L 64-70	1659

^ = Cayman Islands Classic

\* = Horizon League game

Score by Periods	1st	2nd	Totals
IUPUI	282	243	525
Opponents	291	306	597

# 2018-2019 IUPUI HORIZON LEAGUE ONLY STATISTICS

## IUPUI Basketball IUPUI Combined Team Statistics (as of Mar 04, 2019) Conference games only



RECORD:	OVERALL	HOME	AWAY	NEUTRAL
ALL GAMES	8-10	6-3	2-7	0-0
CONFERENCE	8-10	6-3	2-7	0-0
NON-CONFERENCE	0-0	0-0	0-0	0-0

#	Player	gp-gs	min	avg	Total		3-Point		F-Throw		Rebounds				pf	dq	a	to	blk	stl	pts	avg
					fg-fga	fg%	3fg-fga	3fg%	ft-fa	ft%	off	def	tot	avg								
05	JUSTICE, Camron	18-18	610	33.9	100-249	.402	50-143	.350	62-76	.816	7	51	58	3.2	39	0	57	50	1	27	312	17.3
00	MINNETT, Jaylen	18-0	434	24.1	70-199	.352	44-136	.324	38-44	.864	6	30	36	2.0	29	0	37	29	2	14	222	12.3
24	HALL, Evan	18-18	477	26.5	87-162	.537	0-1	.000	12-40	.300	41	69	110	6.1	39	1	38	29	22	13	186	10.3
22	McCALL, D.J.	18-18	528	29.3	55-122	.451	6-18	.333	43-61	.705	42	74	116	6.4	41	2	35	34	4	25	159	8.8
15	ISMAIL, Ahmed	18-6	354	19.7	62-98	.633	3-4	.750	30-44	.682	47	53	100	5.6	48	3	16	26	9	2	157	8.7
32	GOSS, Elyjah	16-12	352	22.0	35-71	.493	2-10	.200	23-33	.697	32	62	94	5.9	31	0	11	18	13	10	95	5.9
23	WEATHERFORD, Gra	18-18	472	26.2	34-74	.459	8-16	.500	19-27	.704	15	32	47	2.6	47	2	45	32	2	22	95	5.3
10	ROGERS, Nick	17-0	250	14.7	27-54	.500	11-29	.379	15-22	.682	6	14	20	1.2	20	0	23	21	0	15	80	4.7
04	HANSEN, Jack	16-0	113	7.1	11-35	.314	2-12	.167	12-13	.923	8	10	18	1.1	8	0	3	4	0	4	36	2.3
02	KEMP, Jakoby	2-0	6	3.0	1-1	1.000	0-0	.000	0-2	.000	4	0	4	2.0	2	0	0	1	0	0	2	1.0
11	KENYON, Brandon	1-0	1	1.0	0-1	.000	0-1	.000	0-0	.000	0	0	0	0.0	0	0	0	0	0	0	0	0.0
55	ALSTON, Daniel	1-0	1	1.0	0-0	.000	0-0	.000	0-0	.000	0	1	1	1.0	0	0	0	1	0	0	0	0.0
25	JOHNSON, Trevor	2-0	3	1.5	0-1	.000	0-0	.000	0-0	.000	0	0	0	0.0	0	0	0	1	0	0	0	0.0
Team											40	23	63		1		10					
Total.....		18	3601		482-1067	.452	126-370	.341	254-362	.702	248	419	667	37.1	305	8	265	256	53	132	1344	74.7
Opponents.....		18	3601		471-1022	.461	169-430	.393	226-314	.720	166	385	551	30.6	333	9	270	244	80	135	1337	74.3

TEAM STATISTICS	IUPUI	OPP
SCORING	1344	1337
Points per game	74.7	74.3
Scoring margin	+0.4	-
FIELD GOALS-ATT	482-1067	471-1022
Field goal pct	.452	.461
3 POINT FG-ATT	126-370	169-430
3-point FG pct	.341	.393
3-pt FG made per game	7.0	9.4
FREE THROWS-ATT	254-362	226-314
Free throw pct	.702	.720
F-Throws made per game	14.1	12.6
REBOUNDS	667	551
Rebounds per game	37.1	30.6
Rebounding margin	+6.4	-
ASSISTS	265	270
Assists per game	14.7	15.0
TURNOVERS	256	244
Turnovers per game	14.2	13.6
Turnover margin	-0.7	-
Assist/turnover ratio	1.0	1.1
STEALS	132	135
Steals per game	7.3	7.5
BLOCKS	53	80
Blocks per game	2.9	4.4
ATTENDANCE	12104	22192
Home games-Avg/Game	9-1345	9-2466
Neutral site-Avg/Game	-	0-0

Date	Opponent		Score	Att.
* 12/28/18	at Northern Ky.	L	77-92	3303
* 12/30/18	at Wright State	L	64-72	3795
* 01/04/19	at UIC	W	66-64	2077
* 01/10/19	CLEVELAND ST.	W	90-74	1191
* 01/12/19	YOUNGSTOWN ST.	L	76-82	890
* 01/17/19	at Green Bay	W	76-70	2655
* 01/19/19	at Milwaukee	L	57-64	1613
* 01/24/19	OAKLAND	W	73-71	2285
* 01/26/19	DETROIT MERCY	W	80-65	1482
* 02/01/19	NORTHERN KY.	W	83-77	1169
* 02/03/19	WRIGHT ST.	L	74-79	1112
* 02/09/19	UIC	L	75-76	1141
* 02/14/19	at Youngstown State	L	73-75	1697
* 02/16/19	at Cleveland State	L	86-89	1567
* 02/22/19	MILWAUKEE	W	67-60	1405
* 02/24/19	GREEN BAY	W	79-68	1429
* 02/28/19	at Detroit Mercy	L	85-87	1786
* 03/02/19	at OAKLAND	L	63-72	3699

\$ = Fort Myers Tip-Off (campus sites)  
& - Fort Myers Tip-Off (Niagara, N.Y.)  
\* = Horizon League game

Score by Periods	1st	2nd	Totals
IUPUI	608	736	1344
Opponents	644	693	1337



## 2019-2020 STATISTICAL SPLITS

**Wins (2 total)**

Wins (2 total)				Total		3-Point		F-Throw		Rebounds													
##	Player	gp-gs	min	avg	fg-fga	fg%	3fg-fga	3fg%	ft-fta	ft%	off	def	tot	avg	pf	dq	a	to	blk	stl	pts	avg	
14	BURK, Marcus	2-2	66	33.0	20-33	.606	8-14	.571	3-3	1.000	2	9	11	5.5	4	0	4	7	0	5	51	25.5	
00	MINNETT, Jaylen	2-2	63	31.5	11-28	.393	8-19	.421	4-5	.800	1	7	8	4.0	3	0	10	5	0	5	34	17.0	
13	WILLIAMS, Isaiah	2-2	44	22.0	6-14	.429	1-2	.500	3-9	.333	4	5	9	4.5	8	0	1	3	0	0	16	8.0	
32	GOSS, Elyjah	2-0	35	17.5	5-12	.417	0-0	.000	4-7	.571	4	10	14	7.0	3	0	3	3	2	0	14	7.0	
23	WEATHERFORD, Gra	2-0	57	28.5	5-5	1.000	0-0	.000	2-2	1.000	3	9	12	6.0	2	0	5	4	0	4	12	6.0	
10	DePERSIA, Mike	2-2	63	31.5	4-7	.571	0-3	.000	0-1	.000	3	7	10	5.0	5	0	3	8	0	3	8	4.0	
11	KENYON, Brandon	1-0	9	9.0	1-3	.333	0-1	.000	0-0	.000	1	3	4	4.0	3	0	0	1	0	0	2	2.0	
02	JACKSON JR., Jamil	2-0	26	13.0	1-9	.111	1-6	.167	0-0	.000	0	4	4	2.0	2	0	2	2	0	0	3	1.5	
30	TYSON, Zo	2-2	20	10.0	1-4	.250	0-0	.000	0-0	.000	0	5	5	2.5	6	0	0	3	0	1	2	1.0	
20	STOLTZ, Sawyer	1-0	4	4.0	0-0	.000	0-0	.000	0-0	.000	0	2	2	2.0	0	0	0	2	1	0	0	0.0	
12	TAYLOR, Marlon	1-0	4	4.0	0-1	.000	0-0	.000	0-0	.000	0	1	1	1.0	0	0	0	1	0	1	0	0.0	
15	WHITE, Taveion	2-0	9	4.5	0-1	.000	0-0	.000	0-0	.000	2	0	2	1.0	2	0	0	1	1	1	0	0.0	
Team											4	2	6				5						
Total.....		2	400		54-117	.462	18-45	.400	16-27	.593	24	64	88	44.0	38	0	28	45	4	20	142	71.0	
Opponents.....		2	400		42-122	.344	9-47	.191	15-30	.500	25	43	68	34.0	28	1	16	36	9	22	108	54.0	

### Losses (6 total)

Losses (6 total)					Total	3-Point	F-Throw	Rebounds														
##	Player	gp-gs	min	avg	fg-fga	fg%	3fg-fga	3fg%	ft-fa	ft%	off	def	tot	avg	pf	dq	a	to	blk	stl	pts	avg
14	BURK, Marcus	6-6	203	33.8	51-114	.447	23-54	.426	7-10	.700	3	13	16	2.7	20	0	8	13	1	7	132	22.0
00	MINNETT, Jaylen	6-6	186	31.0	23-71	.324	14-47	.298	6-7	.857	4	23	27	4.5	9	0	15	12	1	4	66	11.0
13	WILLIAMS, Isaiah	6-3	154	25.7	18-38	.474	1-2	.500	19-37	.514	12	20	32	5.3	16	1	11	16	0	3	56	9.3
32	GOSS, Elyjah	6-5	143	23.8	20-43	.465	0-1	.000	4-9	.444	17	26	43	7.2	12	0	3	13	4	2	44	7.3
30	TYSON, Zo	6-4	118	19.7	13-16	.813	0-0	.000	4-7	.571	7	16	23	3.8	21	0	6	5	4	3	30	5.0
23	WEATHERFORD, Gra	6-2	181	30.2	7-24	.292	0-6	.000	7-12	.583	6	12	18	3.0	12	0	17	13	0	6	21	3.5
02	JACKSON JR., Jamil	4-0	33	8.3	3-9	.333	2-6	.333	5-7	.714	0	2	2	0.5	2	0	0	3	0	0	13	3.3
10	DePERSIA, Mike	6-4	156	26.0	5-20	.250	0-8	.000	5-10	.500	2	7	9	1.5	13	0	12	3	0	5	15	2.5
11	KENYON, Brandon	3-0	20	6.7	2-5	.400	1-3	.333	1-2	.500	1	3	4	1.3	6	0	0	0	0	2	6	2.0
20	STOLTZ, Sawyer	2-0	2	1.0	0-1	.000	0-0	.000	0-0	.000	0	0	0	0.0	0	0	0	0	0	0	0	0.0
15	WHITE, Taveion	4-0	2	0.5	0-0	.000	0-0	.000	0-0	.000	0	0	0	0.0	0	0	0	0	0	0	0	0.0
12	TAYLOR, Marlon	2-0	2	1.0	0-0	.000	0-0	.000	0-0	.000	0	0	0	0.0	0	0	0	0	0	0	0	0.0
Team											9	8	17				2					
Total.....		6	1200		142-341	.416	41-127	.323	58-101	.574	61	130	191	31.8	111	1	72	80	10	32	383	63.8
Opponents.....		6	1200		181-347	.522	49-126	.389	78-105	.743	53	164	217	36.2	100	1	104	67	17	33	489	81.5

**Home (1-1)**

Home (1-1)				Total		3-Point		F-Throw		Rebounds													
##	Player	gp-gs	min	avg	fg-fga	fg%	3fg-fga	3fg%	ft-fa	ft%	off	def	tot	avg	pf	dq	a	to	blk	stl	pts	avg	
14	BURK, Marcus	2-2	65	32.5	17-38	.447	6-15	.400	3-5	.600	0	2	2	1.0	5	0	5	4	1	4	35	21.5	
00	MINNETT, Jaylen	2-2	65	32.5	12-31	.387	7-21	.333	4-6	.667	0	9	9	4.5	6	0	7	1	0	1	43	17.5	
13	WILLIAMS, Isaiah	2-1	50	25.0	8-15	.533	0-1	.000	6-15	.400	5	10	15	7.5	8	0	4	4	0	0	22	11.0	
32	GOSS, Elyjah	2-1	42	21.0	8-17	.471	0-0	.000	3-7	.429	5	14	19	9.5	4	0	1	3	1	1	19	9.5	
23	WEATHERFORD, Gra	2-0	54	27.0	4-7	.571	0-0	.000	2-2	1.000	6	9	15	7.5	3	0	5	4	0	3	10	5.0	
10	DEPERSIA, Mike	2-2	53	26.5	2-6	.333	0-3	.000	1-3	.333	1	6	7	3.5	3	0	1	5	0	1	5	2.5	
11	KENYON, Brandon	1-0	9	9.0	1-3	.333	0-1	.000	0-0	.000	1	3	4	4.0	3	0	0	1	0	0	2	2.0	
30	TYSON, Zo	2-2	27	13.5	0-2	.000	0-0	.000	0-0	.000	1	6	7	3.5	5	0	1	2	0	0	0	0.0	
20	STOLTZ, Sawyer	1-0	4	4.0	0-0	.000	0-0	.000	0-0	.000	0	2	2	2.0	0	0	0	2	1	0	0	0.0	
02	JACKSON JR., Jamil	1-0	17	17.0	0-5	.000	0-3	.000	0-0	.000	0	4	4	4.0	0	0	2	0	0	0	0	0.0	
12	TAYLOR, Marlon	1-0	4	4.0	0-1	.000	0-0	.000	0-0	.000	0	1	1	1.0	0	0	0	1	0	1	0	0.0	
15	WHITE, Taveion	2-0	10	5.0	0-1	.000	0-0	.000	0-0	.000	2	0	2	1.0	2	0	0	1	1	1	0	0.0	
Team											4	5	9				2						
Total.....		2	400		52-126	.413	13-44	.295	19-38	.500	25	71	96	48.0	39	0	26	30	4	12	136	68.0	
Opponents.....		2	400		47-131	.359	9-47	.191	22-31	.710	19	58	77	38.5	34	1	19	21	10	13	125	62.5	

### Road/Neutral (1-5)

Road/Neutral (1-5)			Total				3-Point		F-Throw		Rebounds											
#	Player	gp-gs	min	avg	fg-fga	fg%	3fg-fga	3fg%	ft-fta	ft%	off	def	tot	avg	pf	dq	a	to	blk	stl	pts	avg
14	BURK, Marcus	6-6	204	34.0	54-109	.495	25-53	.472	7-8	.875	5	20	25	4.2	19	0	7	16	0	8	140	23.3
00	MINNETT, Jaylen	6-6	184	30.7	22-68	.324	15-45	.333	6-6	1.000	5	21	26	4.3	6	0	18	16	1	8	65	10.8
13	WILLIAMS, Isaiah	6-4	148	24.7	16-37	.432	2-3	.667	16-31	.516	11	15	26	4.3	16	1	8	15	0	3	50	8.3
32	GOSS, Elyjah	6-4	136	22.7	17-38	.447	0-1	.000	5-9	.556	16	22	38	6.3	11	0	5	13	5	1	39	6.5
30	TYSON, Zo	6-4	111	18.5	14-18	.778	0-0	.000	4-7	.571	6	15	21	3.5	22	0	5	6	4	4	32	5.3
23	WEATHERFORD, Gra	6-2	184	30.7	8-22	.364	0-6	.000	7-12	.583	3	12	15	2.5	11	0	17	13	0	7	23	3.8
02	JACKSON JR., Jamil	5-0	42	8.4	4-13	.308	3-9	.333	5-7	.714	0	2	2	0.4	4	0	0	5	0	0	16	3.2
10	DePERSIA, Mike	6-4	166	27.7	7-21	.333	0-8	.000	4-8	.500	4	8	12	2.0	15	0	14	6	0	7	18	3.0
11	KENYON, Brandon	3-0	20	6.7	2-5	.400	1-3	.333	1-2	.500	1	3	4	1.3	6	0	0	0	0	2	6	2.0
20	STOLTZ, Sawyer	2-0	2	1.0	0-1	.000	0-0	.000	0-0	.000	0	0	0	0.0	0	0	0	0	0	0	0	0.0
15	WHITE, Taveion	4-0	1	0.3	0-0	.000	0-0	.000	0-0	.000	0	0	0	0.0	0	0	0	0	0	0	0	0.0
12	TAYLOR, Marlon	2-0	2	1.0	0-0	.000	0-0	.000	0-0	.000	0	0	0	0.0	0	0	0	0	0	0	0	0.0
Team											9	5	14				5					
Total.....		6	1200		144-332	.434	46-128	.359	55-90	.611	60	123	183	30.5	110	1	74	95	10	40	389	64.8
Opponents.....		6	1200		176-338	.521	49-126	.389	71-104	.683	59	149	208	34.7	94	1	101	82	16	42	472	78.7

## 2019-2020 INDIVIDUAL SUPERLATIVES

	<b>IUPUI</b>	<b>Opponent</b>
<b>Points</b>	32- Burk vs. Loyola (Md.) (11/25/19)	26- Sean McDermott at Butler (11/6/19)
<b>Field Goals Made</b>	12- Burk vs. Loyola (Md.) (11/25/19)	10- twice
<b>Field Goals Attempted</b>	21- three times	17- twice
<b>Highest FG Pct. (min. 5 made)</b>	.714 (10-14)- Burk at South Florida (11/13/19)	.909 (10-11)- Sean McDermott at Butler (11/6/19)
<b>3-Pt Field Goals Made</b>	7- Burk vs. Loyola (Md.) (11/25/19)	4- twice
<b>3-Pt Field Goals Attempted</b>	14- Burk vs. Southern (11/26/19)	10- Justin Brown at South Florida (11/13/19)
<b>3-Pt FG Pct. (min. 3 made)</b>	.800 (4-5)- Burk at South Florida (11/13/19)	1.000 (3-3)- Lamarcus Lee vs. Southern (11/26/19)
<b>Free Throws Made</b>	5- three times	8- twice
<b>Free Throws Attempted</b>	10- Williams vs. Evansville (11/30/19)	8- twice
<b>Free Throw Pct. (min. 5 made)</b>	.833 (5-6)- Williams at Loyola Chicago (11/20/19)	1.000 (8-8)- twice
<b>Offensive Rebounds</b>	6- Goss vs. Loyola (Md.) (11/25/19)	5- twice
<b>Defensive Rebounds</b>	8- Goss vs. Evansville (11/30/19)	11- twice
<b>Total Rebounds</b>	13- Goss vs. Loyola (Md.) (11/25/19)	15- twice
<b>Assists</b>	7- Minnett at South Florida (11/13/19)	10- Darrell Brown at Bradley (11/9/19)
<b>Turnovers</b>	6- Minnett vs. Loyola (Md.) (11/25/19)	5- three times
<b>Blocked Shots</b>	3- Tyson vs. Southern (11/26/19)	3- twice
<b>Steals</b>	4- twice	7- Laquincy Rideau at South Florida (11/13/19)
<b>Minutes Played (regulation game)</b>	38- Burk vs. Southern (11/26/19)	40- Aaron Thompson at Butler (11/6/19)
<b>Minutes Played (OT game)</b>		

## 2019-2020 TEAM SUPERLATIVES

<b>IUPUI High</b>	<b>IUPUI Low</b>	<b>Statistical Category</b>	<b>Opponent High</b>	<b>Opponent Low</b>
77 - twice	47 - at Butler (11/6)	<b>Points</b>	90 - at Bradley (11/9)	53 - at South Florida (11/13)
49 - Anderson (11/11)	23 - at Bradley (11/9)	<b>1st Half Points</b>	47 - at Bradley (11/9)	27 - vs. Evansville (11/30)
41 - Loyola (Md.) (11/25)	21 - at Butler (11/6)	<b>2nd Half Points</b>	46 - at Loyola (11/20)	17 - at South Florida (11/13)
29 - twice	19 - at Bradley (11/9)	<b>Field Goals</b>	35 - at Butler (11/6)	20 - at South Florida (11/13)
68 - Anderson (11/11)	49 - at South Florida (11/13)	<b>Field Goal Attempts</b>	68 - Anderson (11/11)	44 - at Loyola (11/20)
.510 - at South Florida (11/13)	.352 - at Bradley (11/9)	<b>FG Percentage</b>	.614 - at Loyola (11/20)	.324 - Anderson (11/11)
10 - twice	3 - at Butler (11/6)	<b>3-Point Field Goals</b>	13 - Loyola (Md.) (11/25)	4 - Anderson (11/11)
26 - Anderson (11/11)	18 - vs. Evansville (11/30)	<b>3-Point Field Goal Att.</b>	29 - Loyola (Md.) (11/25)	14 - at Butler (11/6)
.526 - at South Florida (11/13)	.143 - at Butler (11/6)	<b>3-Point FG Percentage</b>	.563 - at Loyola (11/20)	.167 - Anderson (11/11)
16 - vs. Southern (11/26)	2 - at Butler (11/6)	<b>Free Throws</b>	22 - at Loyola (11/20)	4 - at Butler (11/6)
24 - twice	8 - at Butler (11/6)	<b>Free Throw Attempts</b>	24 - at Loyola (11/20)	9 - at Butler (11/6)
.769 - at South Florida (11/13)	.250 - at Butler (11/6)	<b>Free Throw Percentage</b>	.917 - at Loyola (11/20)	.444 - twice
16 - Anderson (11/11)	7 - at Bradley (11/9)	<b>Offensive Rebounds</b>	18 - at South Florida (11/13)	2 - at Loyola (11/20)
42 - Anderson (11/11)	16 - at Loyola (11/20)	<b>Defensive Rebounds</b>	32 - vs. Evansville (11/30)	17 - at South Florida (11/13)
58 - Anderson (11/11)	28 - at Loyola (11/20)	<b>Total Rebounds</b>	46 - at Bradley (11/9)	25 - at Loyola (11/20)
23 - Loyola (Md.) (11/25)	14 - at Butler (11/6)	<b>Fouls</b>	21 - vs. Southern (11/26)	13 - at Butler (11/6)
16 - Loyola (Md.) (11/25)	7 - at Butler (11/6)	<b>Assists</b>	21 - at Butler (11/6)	8 - twice
23 - Anderson (11/11)	7 - vs. Evansville (11/30)	<b>Turnovers</b>	23 - at South Florida (11/13)	7 - at Bradley (11/9)
4 - vs. Southern (11/26)	0 - twice	<b>Blocked Shots</b>	6 - Anderson (11/11)	1 - vs. Southern (11/26)
11 - Loyola (Md.) (11/25)	2 - vs. Evansville (11/30)	<b>Steals</b>	12 - at South Florida (11/13)	2 - vs. Southern (11/26)

## 2019-2020 GAME-BY-GAME LEADERS / STARTING FIVES

<b>Opponent</b>	<b>Starting 5 (alphabetically)</b>	<b>Points</b>	<b>Rebounds</b>	<b>Assists</b>	<b>Blocks</b>	<b>Steals</b>
#Tiffin	Burk-Goss-Minnett-Weatherford-Williams	Burk (31)	Goss (11)	Burk/Minnett (4)	Goss (4)	Burk (6)
at Butler	Burk-Goss-Minnett-Weatherford-Williams	Burk (17)	4 tied w/ (5)	DePersia/Tyson (2)	3 tied w/ (1)	Tyson (3)
at Bradley	Burk-Goss-Minnett-Weatherford-Williams	Minnett (17)	Goss (8)	Weatherford (4)	Goss (2)	Burk (2)
Anderson	Burk-DePersia-Minnett-Tyson-Williams	Burk (25)	Goss (10)	Weatherford (4)	3 tied w/ (1)	Burk (4)
at South Fla.	Burk-DePersia-Minnett-Tyson-Williams	Burk (26)	Burk (9)	Minnett (7)	Goss (1)	Minnett (4)
at Loyola (Ill.)	Burk-DePersia-Minnett-Tyson-Williams	Burk (23)	Goss (5)	DePersia (4)	none	DePersia (3)
vs. Loyola (Md.)	Burk-DePersia-Goss-Minnett-Tyson	Burk (32)	Goss (13)	Williams (5)	none	Minnett (3)
vs. Southern	Burk-DePersia-Goss-Minnett-Tyson	Burk (27)	Tyson/Williams (6)	Weatherford (4)	Tyson (3)	Weatherford (3)
Evansville	Burk-DePersia-Goss-Minnett-Tyson	Burk/Minnett (18)	Goss (9)	Minnett (4)	Burk (1)	Goss/Weatherford (1)
at Morehead State						
at Ball State						
IU South Bend						
Purdue Fort Wayne						
at Fresno State						
*Youngstown State						
*Cleveland State						
*at Milwaukee						
*at Green Bay						
*Wright State						
*Northern Kentucky						
*UIC						
*at Detroit Mercy						
*at Oakland						
*at Cleveland State						
*at Youngstown State						
*Green Bay						
*Milwaukee						
*at Northern Kentucky						
*at Wright State						
*at UIC						
*Oakland						
*Detroit Mercy						
HL 1st Rd.						
HL 2nd Rd.						
HL Semis						
HL Finals						

## 2019-2020 COMPARISON STATISTICS

Opponent	1st	2nd	Score	Mar	Total FG	FG Pct	3-Pointers	3FG Pct	Free Throws	FT Pct	Rebounds	Assist	T/Over	Block	Steal	Fouls
Butler	26/36	21/44	47-80	(33)	21-57/35-59	.368/.593	3-21/6-14	.143/.429	2-8/4-9	.250/.444	30/36 (6)	7/21	14/9	3/4	5/6	14/13
Bradley	23/47	33/43	56-90	(34)	19-54/32-67	.352/.478	7-24/9-27	.292/.333	11-17/17-22	.647/.773	30/46 (16)	10/19	15/7	2/2	4/4	18/15
ANDERSON (IN)	49/29	32/26	72-55	+17	29-68/22-68	.426/.324	8-26/4-24	.308/.167	6-14/7-12	.429/.583	58/33 +25	13/8	23/13	3/6	10/10	20/14
South Fla.	38/36	32/17	70-53	+17	25-49/20-54	.510/.370	10-19/5-23	.526/.217	10-13/8-18	.769/.444	30/35 (5)	15/8	22/23	1/3	10/12	18/14
Loyola Chicago	31/39	31/46	62-85	(23)	23-56/27-44	.411/.614	10-22/9-16	.455/.563	6-9/22-24	.667/.917	28/25 +3	13/16	15/14	0/4	6/7	20/15
Loyola Maryland	36/39	41/42	77-81	(4)	29-60/28-54	.483/.519	9-22/13-29	.409/.448	10-19/12-19	.526/.632	35/30 +5	16/20	19/17	0/2	11/11	23/16
Southern U.	42/38	35/45	77-83	(6)	27-56/34-60	.482/.567	7-20/7-17	.350/.412	16-24/8-12	.667/.667	30/36 (6)	13/17	10/12	4/1	4/2	17/21
EVANSVILLE	37/27	27/43	64-70	(6)	23-58/25-63	.397/.397	5-18/5-23	.278/.217	13-24/15-19	.542/.789	38/44 (6)	13/11	7/8	1/4	2/3	19/20

## 2019-2020 POINTS-REBOUNDS-ASSISTS

Opponent	Date	Score	00	02	10	11	12	13	14
			MINNETT,JA	JACKSON JR	DEPERIA,M	KENYON,BRA	TAYLOR,MAR	WILLIAMS,I	BURK,MARCU
at Butler	11/06/19	47-80	L	7-5-0	DNP	0-2-2	DNP	3-4-1	17-5-1
at Bradley	11/09/19	56-90	L	17-3-2	6-2-0	2-2-1	0-1-0	9-5-1	15-3-1
ANDERSON (IN)	11/11/19	72-55	w	17-5-3	0-4-2	4-6-0	2-4-0	7-7-1	25-2-2
at South Fla.	11/13/19	70-53	w	17-3-7	3-0-0	4-4-3	DNP	9-2-0	26-9-2
at Loyola Chicago	11/20/19	62-85	L	6-4-3	7-0-0	4-2-4	3-2-0	9-4-1	23-3-0
vs Loyola Maryland	11/25/19	77-81	L	12-6-3	0-0-0	1-0-3	3-1-0	7-5-5	32-3-1
vs Southern U.	11/26/19	77-83	L	6-5-3	0-0-0	7-2-1	DNP	13-6-0	27-2-2
EVANSVILLE	11/30/19	64-70	L	18-4-4	DNP	1-1-1	DNP	15-8-3	18-0-3

Opponent	Date	Score	15	20	23	30	32
			WHITE,TAVE	STOLTZ,SAW	WEATHERFOR	TYSON,ZO	GOSS,ELYJA
at Butler	11/06/19	47-80	L	DNP	DNP	6-5-1	8-5-2
at Bradley	11/09/19	56-90	L	0-0-0	0-0-0	1-1-4	2-3-0
ANDERSON (IN)	11/11/19	72-55	w	0-2-0	0-2-0	6-9-4	0-3-0
at South Fla.	11/13/19	70-53	w	0-0-0	DNP	6-3-1	2-2-0
at Loyola Chicago	11/20/19	62-85	L	0-0-0	0-0-0	0-0-3	8-4-1
vs Loyola Maryland	11/25/19	77-81	L	DNP	DNP	4-5-4	4-1-0
vs Southern U.	11/26/19	77-83	L	0-0-0	DNP	6-1-4	8-6-2
EVANSVILLE	11/30/19	64-70	L	0-0-0	DNP	4-6-1	8-9-0

## THE LAST MEETING - EVANSVILLE 89, IUPUI 62 (DEC. 6, 2014 - EVANSVILLE, IND.)

### COLD SHOOTING JAGS FALL AT MOREHEAD STATE, 74-70

**MOREHEAD, Ky. (12-21-18)** - Another cold shooting night doomed the IUPUI basketball team on Friday as the Jaguars knocked in just 35 percent from the floor in falling to Morehead State, 74-70. Playing in front of nearly 100 friends and family members, junior Camron Justice led the Jaguars with 20 points on 6-of-20 shooting and both Elijah Goss and Jaylen Minnett tallied 11 apiece.

Lamontray Harris led Morehead State (4-8) with 20 points and nine boards and Jordan Walker added 16. Malek Green added 13 points and 11 boards off the Eagles' bench and A.J. Hicks finished with nine points, nine assists and eight rebounds.

The Jaguars expended all nine lives in the first half as they lost consecutive games for the first time this season.

"We've got to be better than that. Plain and simple. It's really disappointing because we had a real chance to gain some momentum headed into Horizon League play," head coach Jason Gardner said. "I thought we took some rushed shots and we settled for some shots, rather than attacking them offensively. Those are some things that we really haven't done all year, but we did them tonight."

"Now we have to go on the road and play the best three teams in the league and figure some stuff out real quick. It's not going to get any easier, so we just have to look inside and get back to what we were doing earlier in the year."

IUPUI (8-5) had no business being in the game, much less leading at the break. The Jaguars opened just 5-of-21 from the floor and trailed 31-16 with just more than seven minutes left in the opening half. However, the Jags forced eight straight MSU misses at one point and rattled off a 21-5 run to close the half. The final two points came when Minnett stole an inbound pass after a D.J. McCall layup and misfired on quick jumper from the right side. However, Goss swooped in and hammered a two-handed dunk, knocking a defender to the ground in the process to end the half, 37-36.

During the run, McCall setup back-to-back Minnett treys to bring much needed energy to an otherwise lethargic effort.

Justice then scored the opening four points of the second half, prompting an MSU timeout and it seemed as though the Jaguars had found their normal groove. MSU tightened the screws defensively, but the Eagles' self inflicted wounds helped IUPUI at times. Justice turned the ball over trying to go baseline and MSU's Djimon Henson taunted the Jaguars' top scorer, earning a quick technical foul. Justice split the pair to make it 44-38. It would be the Jaguars' largest lead of the night.

Down the stretch, ultimately it was Morehead State that made more plays.

The game was tied 66 all with 3:42 left when Justice split two more free throws, but MSU responded with a Harris dunk from the right side. IUPUI countered with a dunk of its own when Justice slipped a pass to a cutting Evan Hall for a game-tying dunk with 2:03 remaining. MSU took the lead for good when Walker banked in a runner with 1:37 left.

IUPUI went empty on the other end when Minnett and Justice missed three-point attempts and a third opportunity resulted in Hall's kickout pass being picked off by Hicks. After running down the shot clock, Green scored in close for the Eagles to make it a two-possession game. IUPUI missed two more three-point attempts on the ensuing possession and was forced to foul when MSU secured the rebound with 18 seconds left. The door was still cracked after a pair of missed free throws and a Minnett putback made it a 72-70 margin, but Walker sank two final three throws to ice the game.

### IUPUI 70 • 8-5

#	Player	FG-FGA	3-Ptr	Rebounds	PF	TP	A	T	Blk	Stl	Min
05	JUSTICE, Camron	* 6-20	2-11	6-8	0 1 1	3	20	3	1	0	2 35
22	McCALL, D.J.	* 2-6	0-1	0-1	0 3 3	1	4	3	1	0	2 25
23	WEATHERFORD, Grant	* 2-7	0-0	0-2	2 5 7	3	4	1	0	0	2 27
24	HALL, Evan	* 4-9	0-0	1-2	4 4 8	4	9	1	2	1	0 15
32	GOSS, Elijah	* 3-6	0-1	5-8	6 3 9	0	11	0	0	2	1 33
00	MINNETT, Jaylen	* 4-13	3-8	0-0	1 0 1	3	11	2	2	0	3 24
04	HANSEN, Jack	2-3	2-2	1-2	0 0 0	2	7	2	1	0	1 15
10	ROGERS, Nick	0-1	0-1	0-0	1 0 1	2	0	3	0	0	0 8
15	ISMAL, Ahmed	1-3	0-0	2-3	2 4 6	2	4	0	2	0	0 18
	Team				2 2 4						
	Totals	24-68	7-24	15-26	18 22 40	20	70	15	9	3	9 200
	FG % 1st Half: 12-32	37.5%	2nd half: 12-36	33.3%	Game: 24-68	35.3%					Deadball Rebounds 5
	3FG % 1st Half: 3-11	27.3%	2nd half: 4-13	30.8%	Game: 7-24	29.2%					
	FT % 1st Half: 10-15	66.7%	2nd half: 5-11	45.5%	Game: 15-26	57.7%					

### Morehead State 74 • 4-8

#	Player	FG-FGA	3-Ptr	Rebounds	PF	TP	A	T	Blk	Stl	Min
00	HICKS, A.J.	* 2-9	0-3	5-8	0 8 8	2	9	9	4	0	1 38
01	COOPER, De'von	* 3-7	1-3	0-0	0 0 0	1	7	2	2	0	0 22
02	WALKER, Jordan	* 5-9	2-4	4-4	0 2 2	4	16	2	2	0	0 24
03	BAKER, James	* 2-6	2-5	0-0	2 2 4	3	6	0	1	1	0 21
13	HARRIS, Lamontray	* 8-14	0-3	4-4	2 7 9	3	20	0	3	2	1 29
12	GREEN, Malek	6-7	0-0	1-2	2 9 11	3	13	1	1	2	0 26
23	RIDDLE, Malik	0-1	0-1	0-0	0 0 0	2	0	0	2	0	0 7
32	HENSON, Djimon	1-7	1-3	0-0	2 1 3	3	3	1	0	1	0 29
34	WILSON, Ja'cori	0-0	0-0	0-0	0 1 1	0	0	0	1	1	0 4
	Team				5 2 7						
	Totals	27-60	6-22	14-18	13 32 45	21	74	15	16	9	2 200
	FG % 1st Half: 14-30	46.7%	2nd half: 13-30	43.3%	Game: 27-60	45.0%					Deadball Rebounds 2
	3FG % 1st Half: 3-12	25.0%	2nd half: 3-10	30.0%	Game: 6-22	27.3%					
	FT % 1st Half: 5-6	83.3%	2nd half: 9-12	75.0%	Game: 14-18	77.8%					

Officials: Blake Harris, Bret Smith, Shane Staggs  
Technical fouls: IUPUI-None. Morehead State-HENSON, Djimon.  
Attendance: 2874

Score by periods	1st	2nd	Total
IUPUI	37	33	70
Morehead State	36	38	74

Points	In	Off	2nd	Fast	Bench
IUPUI	34	20	10	4	22
MOR	32	10	14	3	16

Last FG - IUPUI 2nd-00:06, MOR 2nd-00:39.  
Largest lead - IUPUI by 6 2nd-16:18, MOR by 15 1st-08:22.  
IUPUI led for 14:00. MOR led for 23:54. Game was tied for 02:06.

Score tied - 3 times.  
Lead changed - 8 times.





**Byron Rimm II** was named the program's interim head coach for the 2019-2020 season on Aug. 27, 2019, becoming the ninth head coach in program history. He originally joined the IUPUI program in October 2018 as the Jaguars' associate head coach.

In his first season on the Jaguars' sidelines, IUPUI's 16 wins were the program's most since a 19-win campaign in 2010-

11. Included in the wins was a benchmark road win at ACC foe Boston College and a win of the Niagara Regional of the Fort Myers Tip-Off Classic during non-conference play. The Jaguars were later selected to play in the 2019 CIT, earning the program's third postseason appearance in the Division I era.

Rimm has an extensive background in college basketball including having served as head coach at Prairie View A&M from 2006-15. During his time with the Panthers, the program ascended to new heights, including back-to-back appearances in the SWAC tournament championship game in 2013 and 2014. Before Prairie View, the Pensacola, Fla.-native gained valuable experience on the West Coast, which included assistant coaching stops at Pasadena City College and Chaffey Community College from 1997-2000.

He directed Cal State San Bernardino to a No. 3 national ranking in NCAA Division II during the 2000 campaign and then took over the reins as the head women's basketball coach at Texas College in Tyler, Texas, guiding the team to a 20-12 mark in his lone season. At the time, the 20-12 mark was the most successful season in program history. He then had a four-year run as the head men's coach with Jarvis Christian College before joining Prairie View A&M as an assistant for the 2005-06 season. He was promoted to the head coaching spot the following season at age 32.

He coached Prairie View A&M to winning seasons in 2008-09 and 2009-10 and won 115 games during his time as head coach. His 2014 squad boasted the highest APR ranking among SWAC teams and also registered the best score in program history.

Since then, Rimm has served as the director of basketball operations at Texas A&M Corpus Christi in 2016-17 and as an assistant at UC Riverside in 2017-18.

Rimm played at Ventura College and California State University Los Angeles before earning his degree from Cal State, Los Angeles in 1999. He earned his master's degree in education from American InterContinental University in 2005.



## THE RIMM FILE

**School:** Cal State, Los Angeles, '99

**Seasons with IUPUI:** .....2nd season

**Career Record:** .....184-249 (14 years)

**Division I Record:** ..... 117-198 (10 years)

**IUPUI Record:** ..... 2-6 (1 year)

### Coaching Experience:

.....1997-99, Asst. Coach, Pasadena C.C.  
 ..... 1999-00, Asst. Coach, Chaffey College  
 ..... 2000-01, Asst. Coach, Cal State San Bernadino  
 ..... 2001-02, Head Coach, Texas College (women)  
 ..... 2002-05, Head Coach, Jarvis Christian  
 ..... 2006-16, Head Coach, Prairie View A&M  
 ..... 2016-17, Director of Ops., Texas A&M CC  
 ..... 2017-18, Assistant Coach, UC Riverside  
 ..... 2018-19, Associate Head Coach, IUPUI  
 .....2019-pres., Interim Head Coach, IUPUI



## PLAYER BIOS



### JAYLEN MINNETT

# #0

**Junior | Guard**  
**6-1 | 180**  
**Terre Haute, Ind.**  
**Terre Haute South**

**Birthdate:** July 24, 1999 (age 20)  
**Major:** Sports Management

#### QUICK NOTES

**2019 Horizon League 6th Man of the Year**... his 78 3's made last season was the 7th-highest single-season total in IUPUI history... enters play having made 129 career 3's, ranking 9th on the program's all-time list... his 7.1 ppg scoring average as a frosh was the highest by an IUPUI rookie since Alex Young averaged 10.8 points per game in 2008-09... his 51 3's made in '17-18 were the most by a freshman in the program's D1-era... named to the Indiana All-Star Team... finished as Terre Haute South's all-time leading scorer (1,782 career pts).

#### CAREER/SEASON HIGHS

CAREER HIGH	CATEGORY	SEASON HIGH
28 vs. IU Northwest (12/12/18)	PTS	18 vs. Evansville (11/30/19)
6 vs. Loyola (Md.) (11/25/2019)	REB	6 vs. Loyola (Md.) (11/25/2019)
7 at South Florida (11/13/19)	AST	7 at South Florida (11/13/19)
9 vs. IU Northwest (12/12/18)	FG	6 - twice
17 - 4x	FGA	17 vs. Evansville (11/30/19)
6 vs. IU Northwest (12/12/18)	3FG	5 at Bradley (11/9/19)
13 - twice	3FGA	11 vs. Evansville (11/30/19)
7 vs. Milwaukee (2/22/19)	FT	3 - twice
8 vs. Milwaukee (2/22/19)	FTA	4 vs. Evansville (11/30/19)
4 at South Florida (11/13/19)	STL	4 at South Florida (11/13/19)
1 - 4x	BLK	1 at Butler (11/6/19)
37 at Bradley (11/11/17)	MIN	36 vs. Evansville (11/30/19)

#### GAME-BY-GAME

Opponent	MIN	FG	3FG	FT	O-D-T	PF	A	TO	B	S	PTS
at Butler*	34	3-12	1-7	0-0	2-3-5	2	0	0	1	0	7
at Bradley*	29	5-11	5-8	2-2	0-3-3	0	2	2	0	0	17
Anderson*	29	6-14	4-10	1-2	0-5-5	3	3	1	0	1	17
at South Fla.*	34	5-14	4-9	3-3	1-2-3	0	7	4	0	4	17
at Loyola*	30	2-8	2-8	0-0	1-3-4	0	3	3	0	1	6
vs. Loyola (Md.)*	30	5-13	2-8	0-0	1-5-6	4	3	6	0	3	12
vs. Southern*	27	2-10	1-5	1-1	0-5-5	0	3	1	0	0	6
Evansville*	36	6-17	3-11	3-4	0-4-4	3	4	0	0	0	18

at Morehead St.
at Ball St.
IU South Bend
Purdue FW
at Fresno St.
Youngstown St.
Cleveland St.
at Milwaukee
at Green Bay
Wright St.
Northern Ky.
UIC
at Detroit Mercy
at Oakland
at Cleveland St.
at Youngstown St.
Green Bay
Milwaukee
at Northern Ky.
at Wright St.
at UIC
Oakland
Detroit Mercy
HL 1st Round
HL 2nd Round
HL Semis
HL Finals

\* denotes starter

#### CAREER STATS

Season	GP-GS	MIN-Avg	FG	Pct.	3FG	Pct.	FT	Pct.
2017-18	30-4	630-21.0	69-173	.399	51-126	.405	24-30	.800
2018-19	33-1	790-23.9	131-368	.356	78-247	.316	55-63	.873
2019-20	8-8	249-31.1	34-99	.343	22-66	.333	10-12	.833
<b>TOTALS</b>	<b>71-13</b>	<b>1669-23.5</b>	<b>234-640</b>	<b>.366</b>	<b>151-439</b>	<b>.344</b>	<b>89-105</b>	<b>.848</b>

REBOUNDS							
Season	O-D-REB-AVG.	PF-DQ	AST	TO	BLK	STL	PTS-PPG
2017-18	12-24-36-1.2	42-0	35	39	1	14	213-7.1
2018-19	10-58-68-2.1	53-0	65	49	2	29	395-12.0
2019-20	5-30-35-4.4	12-0	25	17	1	9	100-12.5
<b>TOTALS</b>	<b>27-112-139-2.0</b>	<b>107-0</b>	<b>125</b>	<b>105</b>	<b>4</b>	<b>52</b>	<b>708-10.0</b>



### JAKOBY KEMP

# #1

**Junior | Forward**  
**6-8 | 190**  
**Layton, Utah**  
**Layton (Missouri/Salt Lake C.C.)**

**Birthdate:** September 22, 1997 (age 22)  
**Major:** General Studies

#### QUICK NOTES

Redshirted as a freshman at Missouri before transferring to play at Salt Lake Community College last season... helped Salt Lake to a 30-3 record and a trip to the NJCAA Tournament after winning the District I title... averaged 4.5 points and 2.6 rebounds per game as a freshman at Salt Lake... first-ever native of Utah in the IUPUI basketball program's history... older brother, Marcus, is a wide receiver for the Kansas City Chiefs (currently on IR) and played collegiately at Hawaii.

#### CAREER/SEASON HIGHS

CAREER HIGH	CATEGORY	SEASON HIGH
8 vs. IU Northwest (12/12/18)	PTS	---
4 at Cleveland State (2/16/19)	REB	---
1 vs. IU Kokomo (12/6/18)	AST	---
3 vs. IU Northwest (12/12/18)	FG	---
3 vs. IU Northwest (12/12/18)	FGA	---
---	3FG	---
1 at Marshall (3/19/19)	3FGA	---
3 vs. IU Kokomo (12/6/18)	FT	---
4 vs. IU Kokomo (12/6/18)	FTA	---
1 vs. St. Francis Brooklyn (11/23/18)	STL	---
1 vs. IU Kokomo (12/6/18)	BLK	---
11 at Marshall (3/19/19)	MIN	---

#### GAME-BY-GAME

Opponent	MIN	FG	3FG	FT	O-D-T	PF	A	TO	B	S	PTS
at Butler											DID NOT PLAY
at Bradley											DID NOT PLAY
Anderson											DID NOT PLAY
at South Fla.											DID NOT PLAY
at Loyola											DID NOT PLAY
vs. Loyola (Md.)											DID NOT PLAY
vs. Southern											DID NOT PLAY
Evansville											DID NOT PLAY

at Morehead St.
at Ball St.
IU South Bend
Purdue FW
at Fresno St.
Youngstown St.
Cleveland St.
at Milwaukee
at Green Bay
Wright St.
Northern Ky.
UIC
at Detroit Mercy
at Oakland
at Cleveland St.
at Youngstown St.
Green Bay
Milwaukee
at Northern Ky.
at Wright St.
at UIC
Oakland
Detroit Mercy
HL 1st Round
HL 2nd Round
HL Semis
HL Finals


\* denotes starter

#### CAREER STATS

Season	GP-GS	MIN-Avg	FG	Pct.	3FG	Pct.	FT	Pct.
2018-19	6-0	34-5.7	6-7	.857	0-1	.000	5-8	.625
2019-20	0-0	0-0.0	0-0	.000	0-0	.000	0-0	.000
<b>TOTALS</b>	<b>6-0</b>	<b>34-5.7</b>	<b>6-7</b>	<b>.857</b>	<b>0-1</b>	<b>.000</b>	<b>5-8</b>	<b>.625</b>

REBOUNDS							
Season	O-D-REB-AVG.	PF-DQ	AST	TO	BLK	STL	PTS-PPG
2018-19	5-3-8-1.3	5-0	1	4	1	1	17-2.8
2019-20	0-0-0-0.0	0-0	0	0	0	0	0-0.0
<b>TOTALS</b>	<b>5-3-8-1.3</b>	<b>5-0</b>	<b>1</b>	<b>4</b>	<b>1</b>	<b>1</b>	<b>17-2.8</b>

## PLAYER BIOS



### JAMIL JACKSON JR. #2

**Junior | Guard/Forward**  
**6-6 | 190**  
**Minneapolis, Minn.**  
**Minneapolis North (Southern Utah)**

**Birthdate:** Mar. 5, 1998 (age 21)  
**Major:** General Studies

#### QUICK NOTES

Joined the IUPUI program in the summer of 2018 and sat out the 2018-19 season after transferring in from Southern Utah... limited to five games at SUU, totaling 14 points before missing the remainder of the season to injury... was an HM NJCAA All-American selection after averaging 16.3 ppg and 6.4 rpg as a freshman at Williston State in 2016-17... was named among the nation's Top 75 JUCO players after that season... hasn't played in a game since Nov. 25, 2017 when SUU lost at UNLV, 101-82... full name is Nieta Jamil Aki Jackson.

#### CAREER/SEASON HIGHS

CAREER HIGH	CATEGORY	SEASON HIGH
8 vs. San Jose State (11/16/17)	PTS	7 at Loyola Chicago (11/20/19)
4 vs. Anderson (11/11/19)	REB	4 vs. Anderson (11/11/19)
2 - 3x	AST	2 vs. Anderson (11/11/19)
4 vs. San Jose State (11/16/17)	FG	2 at Loyola Chicago (11/20/19)
6 vs. San Jose State (11/16/17)	FGA	5 - twice
1 at South Florida (11/13/19)	3FG	2 at Loyola Chicago (11/20/19)
3 - three times	3FGA	3 - three times
4 at Bradley (11/9/19)	FT	4 at Bradley (11/9/19)
5 at Bradley (11/9/19)	FTA	5 at Bradley (11/9/19)
1 - twice	STL	---
1 vs. San Jose State (11/16/17)	BLK	---
20 at Oregon State (11/10/17)	MIN	19 at Bradley (11/9/19)

#### GAME-BY-GAME

Opponent	MIN	FG	3FG	FT	O-D-T	PF	A	TO	B	S	PTS
at Butler					DID NOT PLAY						
at Bradley	19	1-5	0-3	4-5	0-2-2	1	0	1	0	0	6
Anderson	16	0-5	0-3	0-0	0-4-4	0	2	0	0	0	0
at South Fla.	9	1-4	1-3	0-0	0-0-0	2	0	2	0	0	3
at Loyola	5	2-3	2-2	1-2	0-0-0	0	0	1	0	0	7
vs. Loyola (Md.)	7	0-1	0-1	0-0	0-0-0	1	0	1	0	0	0
vs. Southern	2	0-0	0-0	0-0	0-0-0	0	0	0	0	0	0
Evansville					DID NOT PLAY						
at Morehead St.											
at Ball St.											
IU South Bend											
Purdue FW											
at Fresno St.											
Youngstown St.											
Cleveland St.											
at Milwaukee											
at Green Bay											
Wright St.											
Northern Ky.											
UIC											
at Detroit Mercy											
at Oakland											
at Cleveland St.											
at Youngstown St.											
Green Bay											
Milwaukee											
at Northern Ky.											
at Wright St.											
at UIC											
Oakland											
Detroit Mercy											
HL 1st Round											
HL 2nd Round											
HL Semis											
HL Finals											

\* denotes starter

#### CAREER STATS

Season	GP-GS	MIN-Avg	FG	Pct.	3FG	Pct.	FT	Pct.
2017-18*	5-0	71-14.2	6-14	.429	0-3	.000	2-2	1.000
2019-20	6-0	59-9.8	4-18	.222	3-12	.250	5-7	.714
<b>TOTALS</b>	<b>6-0</b>	<b>59-9.8</b>	<b>4-18</b>	<b>.222</b>	<b>3-12</b>	<b>.250</b>	<b>5-7</b>	<b>.714</b>

#### REBOUNDS

Season	O-D-REB-AVG.	PF-DQ	AST	TO	BLK	STL	PTS-PPG
2017-18*	1-1-2-0.4	9-1	5	3	1	2	14-2.8
2019-20	0-6-6-1.0	4-0	2	5	0	0	16-2.7
<b>TOTALS</b>	<b>0-6-6-1.0</b>	<b>4-0</b>	<b>2</b>	<b>5</b>	<b>0</b>	<b>0</b>	<b>16-2.7</b>

\*at Southern Utah | TOTALS only reflect IUPUI totals



### MIKE DePERSIA #10

**Freshman | Guard**  
**5-11 | 170**  
**Cherry Hill, N.J.**  
**Haddonfield Memorial**

**Birthdate:** Apr. 30, 2000 (age 19)  
**Major:** Biomedical Engineering

#### QUICK NOTES

Starting PG on two-time New Jersey state champion Haddonfield Memorial team... the DePersia family is one of just four families in New Jersey high school history to have three siblings all score 1,000 career points as his twin brothers, Nick and Rob, also hit for 1,000 career points... Nick and Rob later played at Rowan University in Glassboro, N.J.... Rob now serves as a graduate assistant on Villanova's MBB staff... played AAU for Team Speed/YIS AAU.

#### CAREER/SEASON HIGHS

CAREER HIGH	CATEGORY	SEASON HIGH
7 vs. Southern (11/26/19)	PTS	7 vs. Southern (11/26/19)
6 vs. Anderson (11/11/19)	REB	6 vs. Anderson (11/11/19)
4 at Loyola Chicago (11/20/19)	AST	4 at Loyola Chicago (11/20/19)
2 - 4x	FG	2 - 4x
6 at Loyola Chicago (11/20/19)	FGA	6 at Loyola Chicago (11/20/19)
---	3FG	---
3 at Bradley (11/9/19)	3FGA	3 at Bradley (11/9/19)
3 vs. Southern (11/26/19)	FT	3 vs. Southern (11/26/19)
5 vs. Southern (11/26/19)	FTA	5 vs. Southern (11/26/19)
3 at Loyola Chicago (11/20/19)	STL	3 at Loyola Chicago (11/20/19)
---	BLK	---
37 at Loyola Chicago (11/20/19)	MIN	37 at Loyola Chicago (11/20/19)

#### GAME-BY-GAME

Opponent	MIN	FG	3FG	FT	O-D-T	PF	A	TO	B	S	PTS
at Butler	26	0-1	0-1	0-0	0-2-2	2	2	1	0	0	0
at Bradley	22	1-4	0-3	0-1	0-2-2	2	1	0	0	0	2
Anderson*	33	2-4	0-2	0-1	1-5-6	2	0	5	0	1	4
at South Fla.*	30	2-3	0-1	0-0	2-2-4	3	3	3	0	2	4
at Loyola*	37	2-6	0-1	0-0	1-1-2	3	4	1	0	3	4
vs. Loyola (Md.)*	25	0-3	0-2	1-2	0-0-0	1	3	0	0	2	1
vs. Southern*	26	2-5	0-0	3-5	1-1-2	4	1	1	0	0	7
Evansville*	20	0-2	0-1	1-2	0-1-1	1	1	0	0	0	1
at Morehead St.											
at Ball St.											
IU South Bend											
Purdue FW											
at Fresno St.											
Youngstown St.											
Cleveland St.											
at Milwaukee											
at Green Bay											
Wright St.											
Northern Ky.											
UIC											
at Detroit Mercy											
at Oakland											
at Cleveland St.											
at Youngstown St.											
Green Bay											
Milwaukee											
at Northern Ky.											
at Wright St.											
at UIC											
Oakland											
Detroit Mercy											
HL 1st Round											
HL 2nd Round											
HL Semis											
HL Finals											

\* denotes starter

#### CAREER STATS


Season	GP-GS	MIN-Avg	FG	Pct.	3FG	Pct.	FT	Pct.
2019-20	8-6	219-27.4	9-27	.333	0-11	.000	5-11	.455
<b>TOTALS</b>	<b>8-6</b>	<b>219-27.4</b>	<b>9-27</b>	<b>.333</b>	<b>0-11</b>	<b>.000</b>	<b>5-11</b>	<b>.455</b>

#### REBOUNDS

Season	O-D-REB-AVG.	PF-DQ	AST	TO	BLK	STL	PTS-PPG
2019-20	5-14-19-2.4	18-0	15	11	0	8	23-2.9
<b>TOTALS</b>	<b>5-14-19-2.4</b>	<b>18-0</b>	<b>15</b>	<b>11</b>	<b>0</b>	<b>8</b>	<b>23-2.9</b>



## PLAYER BIOS



### BRANDON KENYON #11

Sophomore | Forward/Center  
6-10 | 225  
Caledonia, Ontario  
RISE Prep

**Birthdate:** February 18, 1999 (age 20)  
**Major:** Criminal Justice

#### QUICK NOTES

First Canadian-born IUPUI player since 1998-1999 (Shaun Clarke), however Clarke red-shirted his lone season and never appeared in a game for the Jaguars... was a teammate of Duke's R.J. Barrett and Florida guard Andrew Nembhard while playing for the 17U Nike EYBL UPLAY Canada program... is one of 119 Canadians playing Division I basketball this season, 77 of whom are Ontario natives.

#### CAREER/SEASON HIGHS

CAREER HIGH	CATEGORY	SEASON HIGH
8 vs. IU Kokomo (12/6/18)	PTS	3 - twice
4 - twice	REB	4 vs. Anderson (11/11/19)
1 vs. IU Kokomo (12/6/18)	AST	---
3 vs. IU Kokomo (12/6/18)	FG	1 - 3x
6 vs. IU Kokomo (12/6/18)	FGA	3 - twice
1 at Loyola Chicago (11/20/19)	3FG	1 at Loyola Chicago (11/20/19)
2 - twice	3FGA	2 at Loyola Chicago (11/20/19)
3 at Xavier (11/6/18)	FT	1 vs. Loyola (Md.) (11/25/2019)
3 at Xavier (11/6/18)	FTA	2 vs. Loyola (Md.) (11/25/2019)
1 - 4x	STL	1 - twice
1 - 2x	BLK	---
16 at Xavier (11/6/18)	MIN	9 - twice

#### GAME-BY-GAME

Opponent	MIN	FG	3FG	FT	O-D-T	PF	A	TO	B	S	PTS
at Butler					DID NOT PLAY						
at Bradley	5	0-0	0-0	0-0	0-1-1	3	0	0	0	1	0
Anderson	9	1-3	0-1	0-0	1-3-4	3	0	1	0	0	2
at South Fla.					DID NOT PLAY						
at Loyola	6	1-3	1-2	0-0	1-1-2	1	0	0	0	1	3
vs. Loyola (Md.)	9	1-2	0-1	1-2	0-1-1	2	0	0	0	0	3
vs. Southern					DID NOT PLAY						
Evansville					DID NOT PLAY						
at Morehead St.											
at Ball St.											
IU South Bend											
Purdue FW											
at Fresno St.											
Youngstown St.											
Cleveland St.											
at Milwaukee											
at Green Bay											
Wright St.											
Northern Ky.											
UIC											
at Detroit Mercy											
at Oakland											
at Cleveland St.											
at Youngstown St.											
Green Bay											
Milwaukee											
at Northern Ky.											
at Wright St.											
at UIC											
Oakland											
Detroit Mercy											
HL 1st Round											
HL 2nd Round											
HL Semis											
HL Finals											


\* denotes starter

#### CAREER STATS

Season	GP-GS	MIN-Avg	FG	Pct.	3FG	Pct.	FT	Pct.
2018-19	7-0	42-6.0	6-16	.375	0-4	.000	6-9	.667
2019-20	4-0	29-7.3	3-8	.375	1-4	.250	1-2	.500
<b>TOTALS</b>	<b>11-0</b>	<b>71-6.5</b>	<b>9-24</b>	<b>.375</b>	<b>1-8</b>	<b>.125</b>	<b>7-11</b>	<b>.636</b>

#### REBOUNDS

Season	O-D-REB-AVG.	PF-DQ	AST	TO	BLK	STL	PTS-PPG
2018-19	2-6-8-1.1	6-1	1	1	2	2	18-2.6
2019-20	2-6-8-2.0	9-0	0	1	0	2	8-2.0
<b>TOTALS</b>	<b>4-12-16-1.5</b>	<b>15-1</b>	<b>1</b>	<b>2</b>	<b>2</b>	<b>4</b>	<b>26-2.4</b>



### MARLON TAYLOR #12

R-Freshman | Guard/Forward  
6-5 | 220  
South Bend, Ind.  
South Bend Riley (Indiana State)

**Birthdate:** Jan. 12, 2000 (age 19)  
**Major:** Pre-Engineering

#### QUICK NOTES

Non-scholarship player joined IUPUI from Indiana State... granted immediate eligibility for the '19-20 season after only appearing in an exhibition game for the Sycamores (4 min, 2 reb vs. Rose-Hulman)... helped South Bend Riley to a 26-1 record and semistate runner-up finish his senior year... was one of four D1 players on his high school team, joining Damezi Anderson (Indiana), Shamar Dillard (Western Illinois) and Rylen Grundy (Fort Wayne)... also ran track in high school... won dunk contest at this year's Red-White Event.

#### CAREER/SEASON HIGHS

CAREER HIGH	CATEGORY	SEASON HIGH
---	PTS	---
1 vs. Anderson (11/11/19)	REB	1 vs. Anderson (11/11/19)
---	AST	---
---	FG	---
1 vs. Anderson (11/11/19)	FGA	1 vs. Anderson (11/11/19)
---	3FG	---
---	3FGA	---
---	FT	---
---	FTA	---
1 vs. Anderson (11/11/19)	STL	1 vs. Anderson (11/11/19)
---	BLK	---
4 vs. Anderson (11/11/19)	MIN	4 vs. Anderson (11/11/19)

#### GAME-BY-GAME

Opponent	MIN	FG	3FG	FT	O-D-T	PF	A	TO	B	S	PTS
at Butler					DID NOT PLAY						
at Bradley					DID NOT PLAY						
Anderson	4	0-1	0-0	0-0	0-1-1	0	0	1	0	1	0
at South Fla.					DID NOT PLAY						
at Loyola	2	0-0	0-0	0-0	0-0-0	0	0	0	0	0	0
vs. Loyola (Md.)					DID NOT PLAY						
vs. Southern	0+	0-0	0-0	0-0	0-0-0	0	0	0	0	0	0
Evansville					DID NOT PLAY						
at Morehead St.											
at Ball St.											
IU South Bend											
Purdue FW											
at Fresno St.											
Youngstown St.											
Cleveland St.											
at Milwaukee											
at Green Bay											
Wright St.											
Northern Ky.											
UIC											
at Detroit Mercy											
at Oakland											
at Cleveland St.											
at Youngstown St.											
Green Bay											
Milwaukee											
at Northern Ky.											
at Wright St.											
at UIC											
Oakland											
Detroit Mercy											
HL 1st Round											
HL 2nd Round											
HL Semis											
HL Finals											

\* denotes starter


#### CAREER STATS

Season	GP-GS	MIN-Avg	FG	Pct.	3FG	Pct.	FT	Pct.
2019-20	3-0	6-2.0	0-1	.000	0-0	.000	0-0	.000
<b>TOTALS</b>	<b>3-0</b>	<b>6-2.0</b>	<b>0-1</b>	<b>.000</b>	<b>0-0</b>	<b>.000</b>	<b>0-0</b>	<b>.000</b>

#### REBOUNDS

Season	O-D-REB-AVG.	PF-DQ	AST	TO	BLK	STL	PTS-PPG
2019-20	0-1-1-0.3	0-0	0	1	0	1	0-0.0
<b>TOTALS</b>	<b>0-1-1-0.3</b>	<b>0-0</b>	<b>0</b>	<b>1</b>	<b>0</b>	<b>1</b>	<b>0-0.0</b>

## PLAYER BIOS



**ISAIAH WILLIAMS**  
**#13**  
 Junior | Guard/Forward  
 6-8 | 225  
 Dayton, Ohio  
 Stivers School for the Arts (Pensacola St.)

**Birthdate:** Jan. 20, 1998 (age 21)  
**Major:** General Studies

### QUICK NOTES

Known by his teammates as Zay... well traveled wing is on his fourth school in four years... began his career at Akron (2016-17), but sat out as a redshirt... played freshman campaign at Liberty (2017-18), appearing in 30 games and making 10 starts while averaging 4.2 points and 2.2 rebounds per game... played last season at Pensacola State (Fla.) College, where he averaged 13.1 points and 5.4 rebounds per game... was a first-team All-City and 2nd team All-State honoree after his senior year at Stivers School for the Arts in Dayton.

### CAREER/SEASON HIGHS

CAREER HIGH	CATEGORY	SEASON HIGH
15 vs. Evansville (11/30/19)	PTS	15 vs. Evansville (11/30/19)
8 vs. Evansville (11/30/19)	REB	8 vs. Evansville (11/30/19)
5 vs. Loyola (Md.) (11/25/2019)	AST	5 vs. Loyola (Md.) (11/25/2019)
5 vs. Evansville (11/30/19)	FG	5 vs. Evansville (11/30/19)
8 - twice	FGA	8 - twice
1 - 5x	3FG	1 - twice
2 - twice	3FGA	1 - 3x
9 vs. Clarks Summit (11/10/17)	FT	5 - 3x
11 vs. Clarks Summit (11/10/17)	FTA	10 vs. Evansville (11/30/19)
2 vs. Loyola (Md.) (11/25/2019)	STL	2 vs. Loyola (Md.) (11/25/2019)
1 - 6x	BLK	---
32 vs. Evansville (11/30/19)	MIN	32 vs. Evansville (11/30/19)

### GAME-BY-GAME

Opponent	MIN	FG	3FG	FT	O-D-T	PF	A	TO	B	S	PTS
at Butler*	26	1-5	0-0	1-5	2-2-4	3	1	3	0	0	3
at Bradley*	29	3-8	1-1	2-5	1-4-5	1	1	4	0	1	9
Anderson*	18	3-8	0-1	1-5	3-4-7	4	1	1	0	0	7
at South Fla.*	26	3-6	1-1	2-4	1-1-2	4	0	2	0	0	9
at Loyola*	19	2-6	0-1	5-6	2-2-4	5	1	4	0	0	9
vs. Loyola (Md.)	23	3-5	0-0	1-3	1-4-5	2	5	2	0	2	7
vs. Southern	25	4-7	0-0	5-8	4-2-6	1	0	0	0	0	13
Evansville	32	5-7	0-0	5-10	2-6-8	4	3	3	0	0	15
at Morehead St.											
at Ball St.											
IU South Bend											
Purdue FW											
at Fresno St.											
Youngstown St.											
Cleveland St.											
at Milwaukee											
at Green Bay											
Wright St.											
Northern Ky.											
UIC											
at Detroit Mercy											
at Oakland											
at Cleveland St.											
at Youngstown St.											
Green Bay											
Milwaukee											
at Northern Ky.											
at Wright St.											
at UIC											
Oakland											
Detroit Mercy											
HL 1st Round											
HL 2nd Round											
HL Semis											
HL Finals											

\* denotes starter


### CAREER STATS

Season	GP-GS	MIN-Avg	FG	Pct.	3FG	Pct.	FT	Pct.
2017-18*	30-10	420-14.0	41-90	.456	3-10	.300	40-68	.588
2019-20	8-5	198-24.8	24-52	.462	2-4	.500	22-46	.478
<b>TOTALS</b>	<b>8-5</b>	<b>198-24.8</b>	<b>24-52</b>	<b>.462</b>	<b>2-4</b>	<b>.500</b>	<b>22-46</b>	<b>.478</b>

### REBOUNDS

Season	O-D-REB-AVG.	PF-DQ	AST	TO	BLK	STL	PTS-PPG
2017-18*	24-41-65-2.2	58-2	22	40	6	9	125-4.2
2019-20	16-25-41-5.1	24-1	12	19	0	3	72-9.0
<b>TOTALS</b>	<b>16-25-41-5.1</b>	<b>24-1</b>	<b>12</b>	<b>19</b>	<b>0</b>	<b>3</b>	<b>72-9.0</b>

\*at Liberty | TOTALS only reflect IUPUI totals



**MARCUS BURK**  
**#14**  
 Junior | Guard  
 6-3 | 205  
 Indianapolis, Ind.  
 Franklin Central (Campbell)

**Birthdate:** Sept. 27, 1997 (age 22)  
**Major:** General Studies

### QUICK NOTES

Born in Gary, Ind.... Indianapolis-native returned to the city last summer and sat out last season after playing two years at Campbell... played in 69 games and averaged 11.2 points per game at Campbell, while connecting on 158 3's in his two seasons... averaged 15 points per game as a sophomore, connecting on 91 3's for the season... was the Big South POTW on Nov. 27, 2017 after averaging 24.3 points per game over a 4-game stretch... he and Campbell teammate Chris Clemons (42 pts, 10-14 3's) each hit 10 3's in a game against Liberty on Jan. 22, 2018.

### CAREER/SEASON HIGHS

CAREER HIGH	CATEGORY	SEASON HIGH
33 at UNCM (11/18/17)	PTS	32 vs. Loyola (Md.) (11/25/2019)
7 at East Carolina (12/4/17)	REB	9 at South Florida (11/13/19)
7 vs. The Citadel (12/14/17)	AST	3 vs. Evansville (11/30/19)
12 - 3x	FG	12 vs. Loyola (Md.) (11/25/2019)
21 - 3x	FGA	21 - 3x
10 at Liberty (1/23/18)	3FG	7 vs. Loyola (Md.) (11/25/2019)
16 at Liberty (1/23/18)	3FGA	14 vs. Southern (11/26/19)
6 at Winthrop (1/27/18)	FT	2 - 3x
6 - twice	FTA	4 vs. Evansville (11/30/19)
4 - twice	STL	4 vs. Anderson (11/11/19)
2 vs. The Citadel (12/14/17)	BLK	1 vs. Evansville (11/30/19)
41 vs. Gardner-Webb (1/3/18)	MIN	38 vs. Southern (11/26/19)

### GAME-BY-GAME

Opponent	MIN	FG	3FG	FT	O-D-T	PF	A	TO	B	S	PTS
at Butler*	37	7-21	2-11	1-1	2-3-5	1	1	5	0	1	17
at Bradley*	27	6-13	1-5	2-2	0-3-3	4	1	1	0	2	15
Anderson*	31	10-19	4-9	1-1	0-2-2	1	2	2	0	4	25
at South Fla.*	35	10-14	4-5	2-2	2-7-9	3	2	5	0	1	26
at Loyola*	34	9-19	5-8	0-0	0-3-3	3	0	1	0	1	23
vs. Loyola (Md.)*	33	12-21	7-10	1-2	0-3-3	4	1	2	0	2	32
vs. Southern*	38	10-21	6-14	1-1	1-1-2	4	2	2	0	1	27
Evansville*	34	7-19	2-6	2-4	0-0-0	4	3	2	1	0	18
at Morehead St.											
at Ball St.											
IU South Bend											
Purdue FW											
at Fresno St.											
Youngstown St.											
Cleveland St.											
at Milwaukee											
at Green Bay											
Wright St.											
Northern Ky.											
UIC											
at Detroit Mercy											
at Oakland											
at Cleveland St.											
at Youngstown St.											
Green Bay											
Milwaukee											
at Northern Ky.											
at Wright St.											
at UIC											
Oakland											
Detroit Mercy											
HL 1st Round											
HL 2nd Round											
HL Semis											
HL Finals											

\* denotes starter

### CAREER STATS

Season	GP-GS	MIN-Avg	FG	Pct.	3FG	Pct.	FT	Pct.
2016-17*	36-12	754-20.9	96-224	.429	67-167	.401	29-37	.784
2017-18*	33-32	1050-31.8	173-353	.490	91-226	.403	51-60	.850
2019-20	8-8	269-33.6	71-147	.483	31-68	.456	10-13	.769
<b>TOTALS</b>	<b>8-8</b>	<b>269-33.6</b>	<b>71-147</b>	<b>.483</b>	<b>31-68</b>	<b>.456</b>	<b>10-13</b>	<b>.769</b>

### REBOUNDS

Season	O-D-REB-AVG.	PF-DQ	AST	TO	BLK	STL	PTS-PPG
2016-17*	9-78-87-2.4	51-0	28	25	3	17	288-8.0
2017-18*	19-100-119-3.6	58-1	38	45	8	42	488-14.8
2019-20	5-22-27-3.4	24-0	12	20	1	12	183-22.9
<b>TOTALS</b>	<b>5-22-27-3.4</b>	<b>24-0</b>	<b>12</b>	<b>20</b>	<b>1</b>	<b>12</b>	<b>183-22.9</b>

\*at Campbell | TOTALS only reflect IUPUI totals

## PLAYER BIOS



### TAVEION WHITE

# #15

**Freshman | Forward**  
**6-7 | 190**  
**Prosper, Texas**  
**PHS Academy**

**Birthdate:** Nov. 25, 1999 (age 20)  
**Major:** Business

#### QUICK NOTES

Known as Taye by his teammates... Texas-native played at PHS (Fla.) Academy as a post-grad in 2018-19 where he was one of 14 who went on to play college basketball, four at the D1 level... was a 1st Team All-District selection after his senior year at Prosper (Texas) High School... chose IUPUI over offers from Buffalo, Oral Roberts, Presbyterian and USC Upstate.



### SAWYER STOLTZ

# #20

**Freshman | Forward**  
**6-9 | 200**  
**Huntington, Ind.**  
**Huntington North**

**Birthdate:** May 3, 2000 (age 19)  
**Major:** Biology

#### QUICK NOTES

Non-scholarship addition to the team played three seasons at Huntington North where he was an HM All-State honoree following a senior year in which he averaged 13.2 points and 5.8 rebounds per game... was a 2nd team Northeast 8 Conference (NE8) honoree... played AAU basketball for Indiana Elite.

#### CAREER/SEASON HIGHS

CAREER HIGH	CATEGORY	SEASON HIGH
---	PTS	---
2 vs. Anderson (11/11/19)	REB	2 vs. Anderson (11/11/19)
---	AST	---
---	FG	---
1 vs. Anderson (11/11/19)	FGA	1 vs. Anderson (11/11/19)
---	3FG	---
---	3FGA	---
---	FT	---
---	FTA	---
1 vs. Anderson (11/11/19)	STL	1 vs. Anderson (11/11/19)
1 vs. Anderson (11/11/19)	BLK	1 vs. Anderson (11/11/19)
9 vs. Anderson (11/11/19)	MIN	9 vs. Anderson (11/11/19)

#### GAME-BY-GAME

Opponent	MIN	FG	3FG	FT	O-D-T	PF	A	TO	B	S	PTS
at Butler					DID NOT PLAY						
at Bradley	0+	0-0	0-0	0-0	0-0-0	0	0	0	0	0	0
Anderson	9	0-1	0-0	0-0	2-0-2	2	0	1	1	1	0
at South Fla.	0+	0-0	0-0	0-0	0-0-0	0	0	0	0	0	0
at Loyola	1	0-0	0-0	0-0	0-0-0	0	0	0	0	0	0
vs. Loyola (Md.)					DID NOT PLAY						
vs. Southern	0+	0-0	0-0	0-0	0-0-0	0	0	0	0	0	0
Evansville	1	0-0	0-0	0-0	0-0-0	0	0	0	0	0	0
at Morehead St.											
at Ball St.											
IU South Bend											
Purdue FW											
at Fresno St.											
Youngstown St.											
Cleveland St.											
at Milwaukee											
at Green Bay											
Wright St.											
Northern Ky.											
UIC											
at Detroit Mercy											
at Oakland											
at Cleveland St.											
at Youngstown St.											
Green Bay											
Milwaukee											
at Northern Ky.											
at Wright St.											
at UIC											
Oakland											
Detroit Mercy											
HL 1st Round											
HL 2nd Round											
HL Semis											
HL Finals											

\* denotes starter

#### CAREER STATS

Season	GP-GS	MIN-Avg	FG	Pct.	3FG	Pct.	FT	Pct.
2019-20	6-0	11-1.8	0-1	.000	0-0	.000	0-0	.000
<b>TOTALS</b>	<b>6-0</b>	<b>11-1.8</b>	<b>0-1</b>	<b>.000</b>	<b>0-0</b>	<b>.000</b>	<b>0-0</b>	<b>.000</b>

#### REBOUNDS

Season	O-D-REB-AVG.	PF-DQ	AST	TO	BLK	STL	PTS-PPG
2019-20	2-0-2-0.3	2-0	0	1	1	1	0-0.0
<b>TOTALS</b>	<b>2-0-2-0.3</b>	<b>2-0</b>	<b>0</b>	<b>1</b>	<b>1</b>	<b>1</b>	<b>0-0.0</b>

#### CAREER/SEASON HIGHS

CAREER HIGH	CATEGORY	SEASON HIGH
---	PTS	---
2 vs. Anderson (11/11/19)	REB	2 vs. Anderson (11/11/19)
---	AST	---
---	FG	---
1 at Bradley (11/9/19)	FGA	1 at Bradley (11/9/19)
---	3FG	---
---	3FGA	---
---	FT	---
---	FTA	---
---	STL	---
1 vs. Anderson (11/11/19)	BLK	1 vs. Anderson (11/11/19)
4 vs. Anderson (11/11/19)	MIN	4 vs. Anderson (11/11/19)

#### GAME-BY-GAME

Opponent	MIN	FG	3FG	FT	O-D-T	PF	A	TO	B	S	PTS
at Butler					DID NOT PLAY						
at Bradley	1	0-1	0-0	0-0	0-0-0	0	0	0	0	0	0
Anderson	4	0-0	0-0	0-0	0-2-2	0	0	2	1	0	0
at South Fla.					DID NOT PLAY						
at Loyola	1	0-0	0-0	0-0	0-0-0	0	0	0	0	0	0
vs. Loyola (Md.)					DID NOT PLAY						
vs. Southern					DID NOT PLAY						
Evansville					DID NOT PLAY						
at Morehead St.											
at Ball St.											
IU South Bend											
Purdue FW											
at Fresno St.											
Youngstown St.											
Cleveland St.											
at Milwaukee											
at Green Bay											
Wright St.											
Northern Ky.											
UIC											
at Detroit Mercy											
at Oakland											
at Cleveland St.											
at Youngstown St.											
Green Bay											
Milwaukee											
at Northern Ky.											
at Wright St.											
at UIC											
Oakland											
Detroit Mercy											
HL 1st Round											
HL 2nd Round											
HL Semis											
HL Finals											

\* denotes starter

#### CAREER STATS

Season	GP-GS	MIN-Avg	FG	Pct.	3FG	Pct.	FT	Pct.
2019-20	3-0	6-2.0	0-1	.000	0-0	.000	0-0	.000
<b>TOTALS</b>	<b>3-0</b>	<b>6-2.0</b>	<b>0-1</b>	<b>.000</b>	<b>0-0</b>	<b>.000</b>	<b>0-0</b>	<b>.000</b>

#### REBOUNDS

Season	O-D-REB-AVG.	PF-DQ	AST	TO	BLK	STL	PTS-PPG
2019-20	0-2-2-0.7	0-0	0	2	1	0	0-0.0
<b>TOTALS</b>	<b>0-2-2-0.7</b>	<b>0-0</b>	<b>0</b>	<b>2</b>	<b>1</b>	<b>0</b>	<b>0-0.0</b>



## PLAYER BIOS



### GRANT WEATHERFORD #23

Junior | Guard

6-2 | 195

Cicero, Ind.

Hamilton Heights (Purdue/Midland J.C.)

**Birthdate:** August 7, 1996 (age 23)

**Major:** General Studies

#### QUICK NOTES

Began his college career by redshirting in 2015-16 at Purdue before transferring to Midland [Tex.] College for the 2016-17 season... was granted a clock extension in December 2018, effectively, making him a junior... comes from a family filled with athletes as brother Sterling is a sophomore DB on the Miami (Ohio) football team, older sister Dakota played basketball at Evansville & Louisville and oldest brother Austin played basketball at Rose Hulman... also garnered D1 football interest as a WR (155 catches, 60 TDs in high school).

#### CAREER/SEASON HIGHS

CAREER HIGH	CATEGORY	SEASON HIGH
21 vs. Green Bay (2/24/19)	PTS	6 - 4x
9 - 2x	REB	9 vs. Anderson (11/11/19)
6 - 2x	AST	4 - 4x
6 - 2x	FG	3 - twice
12 vs. Green Bay (2/24/19)	FGA	6 at Bradley (11/9/19)
5 vs. Green Bay (2/24/19)	3FG	---
6 vs. Green Bay (2/24/19)	3FGA	4 at Bradley (11/9/19)
7 - 2x	FT	2 - 4x
8 vs. Western Illinois (12/15/18)	FTA	4 vs. Loyola (Md.) (11/25/2019)
4 vs. Detroit Mercy (1/26/19)	STL	3 vs. Southern (11/26/19)
1 - 4x	BLK	---
35 at Wright State (12/30/18)	MIN	34 at South Florida (11/13/19)

#### GAME-BY-GAME

Opponent	MIN	FG	3FG	FT	O-D-T	PF	A	TO	B	S	PTS
at Butler*	30	3-5	0-1	0-2	2-3-5	1	1	1	0	0	6
at Bradley*	32	0-6	0-4	1-2	0-1-1	1	4	4	0	0	1
Anderson	23	3-3	0-0	0-0	3-6-9	1	4	3	0	2	6
at South Fla.	34	2-2	0-0	2-2	0-3-3	1	1	1	0	2	6
at Loyola	27	0-2	0-0	0-0	0-0-0	2	3	1	0	0	0
vs. Loyola (Md.)	29	1-3	0-0	2-4	1-4-5	3	4	4	0	2	4
vs. Southern	32	2-4	0-1	2-2	0-1-1	3	4	2	0	3	6
Evansville	31	1-4	0-0	2-2	3-3-6	2	1	1	0	1	4
at Morehead St.											
at Ball St.											
IU South Bend											
Purdue FW											
at Fresno St.											
Youngstown St.											
Cleveland St.											
at Milwaukee											
at Green Bay											
Wright St.											
Northern Ky.											
UIC											
at Detroit Mercy											
at Oakland											
at Cleveland St.											
at Youngstown St.											
Green Bay											
Milwaukee											
at Northern Ky.											
at Wright St.											
at UIC											
Oakland											
Detroit Mercy											
HL 1st Round											
HL 2nd Round											
HL Semis											
HL Finals											

\* denotes starter

#### CAREER STATS

Season	GP-GS	MIN-Avg	FG	Pct.	3FG	Pct.	FT	Pct.
2018-19	33-33	861-26.1	70-142	.493	11-24	.458	52-72	.722
2019-20	8-2	238-29.8	12-29	.414	0-6	.000	9-14	.643
<b>TOTALS</b>	<b>41-35</b>	<b>1099-26.8</b>	<b>82-171</b>	<b>.480</b>	<b>11-30</b>	<b>.367</b>	<b>61-86</b>	<b>.709</b>

#### REBOUNDS

Season	O-D-REB-AVG.	PF-DQ	AST	TO	BLK	STL	PTS-PPG
2018-19	25-75-100-3.0	86-3	83	49	4	38	203-6.2
2019-20	9-21-30-3.8	14-0	22	17	0	10	33-4.1
<b>TOTALS</b>	<b>34-96-130-3.2</b>	<b>100-3</b>	<b>105</b>	<b>66</b>	<b>4</b>	<b>48</b>	<b>236-5.8</b>



### ZOTYSON

# #30

Grad Student | Forward

6-9 | 195

Fayetteville, N.C.

Trinity Christian (Colorado State)

**Birthdate:** Oct. 18, 1995 (age 24)

**Major:** Sports Journalism

#### QUICK NOTES

Oldest student-athlete on the team, pursuing a Master's degree in sports journalism... missed the Jaguars' exhibition game due to injury... graduate-transfer will play his final season at IUPUI after spending the past two years at Colorado State... played his first two seasons at Cafe Fear C.C., including averaging 14.0 points and 8.4 rebounds per game as a sophomore... actual first name is Lonzia, but he opts to go by Zo.

#### CAREER/SEASON HIGHS

CAREER HIGH	CATEGORY	SEASON HIGH
8 - 2x	PTS	8 - 3x
6 vs. Southern (11/26/19)	REB	6 vs. Southern (11/26/19)
2 - 3x	AST	2 - twice
4 - 2x	FG	4 - 2x
5 at Butler (11/6/19)	FGA	5 at Butler (11/6/19)
---	3FG	---
---	3FGA	---
4 - twice	FT	4 vs. Southern (11/26/19)
6 vs. Southern (11/26/19)	FTA	6 vs. Southern (11/26/19)
3 at Butler (11/6/19)	STL	3 at Butler (11/6/19)
3 vs. Southern (11/26/19)	BLK	3 vs. Southern (11/26/19)
27 at Butler (11/6/19)	MIN	27 at Butler (11/6/19)

#### GAME-BY-GAME

Opponent	MIN	FG	3FG	FT	O-D-T	PF	A	TO	B	S	PTS
at Butler	27	4-5	0-0	0-0	3-2-5	4	2	2	1	3	8
at Bradley	13	1-1	0-0	0-0	1-2-3	4	0	2	0	0	2
Anderson*	9	0-2	0-0	0-0	0-3-3	2	0	2	0	0	0
at South Fla.*	11	1-2	0-0	0-0	0-2-2	4	0	1	0	1	2
at Loyola*	22	4-4	0-0	0-1	1-3-4	4	1	1	0	0	8
vs. Loyola (Md.)*	13	2-3	0-0	0-0	0-1-1	4	0	0	0	0	4
vs. Southern*	25	2-3	0-0	4-6	1-5-6	2	2	0	3	0	8
Evansville*	18	0-0	0-0	0-0	1-3-4	0	1	0	0	0	0
at Morehead St.											
at Ball St.											
IU South Bend											
Purdue FW											
at Fresno St.											
Youngstown St.											
Cleveland St.											
at Milwaukee											
at Green Bay											
Wright St.											
Northern Ky.											
UIC											
at Detroit Mercy											
at Oakland											
at Cleveland St.											
at Youngstown St.											
Green Bay											
Milwaukee											
at Northern Ky.											
at Wright St.											
at UIC											
Oakland											
Detroit Mercy											
HL 1st Round											
HL 2nd Round											
HL Semis											
HL Finals											

\* denotes starter

#### CAREER STATS


Season	GP-GS	MIN-Avg	FG	Pct.	3FG	Pct.	FT	Pct.
2018-19*	12-0	62-5.2	3-6	.500	0-0	.000	5-9	.556
2019-20	8-6	138-17.3	14-20	.700	0-0	.000	4-7	.571
<b>TOTALS</b>	<b>8-6</b>	<b>138-17.3</b>	<b>14-20</b>	<b>.700</b>	<b>0-0</b>	<b>.000</b>	<b>4-7</b>	<b>.571</b>

#### REBOUNDS

Season	O-D-REB-AVG.	PF-DQ	AST	TO	BLK	STL	PTS-PPG
2018-19*	2-11-13-1.1	9-0	6	5	5	1	11-0.9
2019-20	7-21-28-3.5	27-0	6	8	4	4	32-4.0
<b>TOTALS</b>	<b>7-21-28-3.5</b>	<b>27-0</b>	<b>6</b>	<b>8</b>	<b>4</b>	<b>4</b>	<b>32-4.0</b>

\*at Colorado State / TOTALS only reflect IUPUI totals

## PLAYER BIOS



### ELYJAH GOSS

# #32

**Junior | Forward**  
**6-7 | 195**  
**Bolingbrook, Ill.**  
**Plainfield East**

**Birthdate:** April 28, 1998 (age 21)  
**Major:** Sports Management

#### QUICK NOTES

Late bloomer redshirted his first season at IUPUI before taking over a starting role last season and leading the team in rebounding... was an honorable mention All-State selection as a senior at Plainfield (Ill.) East High School after racking up 16 double-doubles and shooting a school record 56 percent from the floor... is the only player in Plainfield East history to average a double-double for a full season.

#### CAREER/SEASON HIGHS

CAREER HIGH	CATEGORY	SEASON HIGH
16 vs. Cleveland State (1/10/19)	PTS	14 vs. Loyola (Md.) (11/25/2019)
13 - 2x	REB	13 vs. Loyola (Md.) (11/25/2019)
3 - 2x	AST	2 at South Florida (11/13/19)
6 - 2x	FG	5 - twice
10 vs. Oakland (1/24/19)	FGA	9 - twice
2 at Boston College (11/14/18)	3FG	---
3 vs. Eastern Illinois (11/10/18)	3FGA	1 at Butler (11/6/19)
6 vs. Cleveland State (1/10/19)	FT	4 vs. Loyola (Md.) (11/25/2019)
8 at Morehead State (12/21/18)	FTA	6 vs. Loyola (Md.) (11/25/2019)
2 - 6x	STL	1 - twice
4 vs. Oakland (1/24/19)	BLK	2 at Bradley (11/9/19)
33 - twice	MIN	31 vs. Loyola (Md.) (11/25/2019)

#### GAME-BY-GAME

Opponent	MIN	FG	3FG	FT	O-D-T	PF	A	TO	B	S	PTS
at Butler*	20	3-8	0-1	0-0	1-2-3	1	0	2	1	1	6
at Bradley*	23	2-5	0-0	0-0	4-4-8	2	1	1	2	0	4
Anderson	14	4-8	0-0	3-5	4-6-10	2	1	2	1	0	11
at South Fla.	21	1-4	0-0	1-2	0-4-4	1	2	1	1	0	3
at Loyola	16	1-5	0-0	0-0	3-2-5	2	1	3	0	0	2
vs. Loyola (Md.)*	31	5-9	0-0	4-6	6-7-13	2	0	3	0	0	14
vs. Southern*	25	5-7	0-0	0-1	2-3-5	3	1	3	1	0	10
Evansville*	28	4-9	0-0	0-2	1-8-9	2	0	1	0	1	8

at Morehead St.
at Ball St.
IU South Bend
Purdue FW
at Fresno St.
Youngstown St.
Cleveland St.
at Milwaukee
at Green Bay
Wright St.
Northern Ky.
UIC
at Detroit Mercy
at Oakland
at Cleveland St.
at Youngstown St.
Green Bay
Milwaukee
at Northern Ky.
at Wright St.
at UIC
Oakland
Detroit Mercy
HL 1st Round
HL 2nd Round
HL Semis
HL Finals

\* denotes starter

#### CAREER STATS

Season	GP-GS	MIN-Avg	FG	Pct.	3FG	Pct.	FT	Pct.
2017-18	30-0	414-13.8	41-93	.441	4-13	.308	22-29	.759
2018-19	31-25	710-22.9	79-150	.527	7-24	.292	46-65	.708
2019-20	8-5	178-22.3	25-55	.455	0-1	.000	8-16	.500
<b>TOTALS</b>	<b>69-30</b>	<b>1302-18.9</b>	<b>145-298</b>	<b>.487</b>	<b>11-38</b>	<b>.289</b>	<b>76-110</b>	<b>.691</b>

#### REBOUNDS

Season	O-D-REB-AVG.	PF-DQ	AST	TO	BLK	STL	PTS-PPG
2017-18	38-68-106-3.5	46-0	12	20	11	12	108-3.6
2018-19	61-135-196-6.3	51-0	23	28	24	19	211-6.8
2019-20	21-36-57-7.1	15-0	6	16	6	2	58-7.3
<b>TOTALS</b>	<b>120-239-359-5.2</b>	<b>112-0</b>	<b>41</b>	<b>64</b>	<b>41</b>	<b>33</b>	<b>377-5.5</b>

## EARLY SIGNING PERIOD



### SADAIDRIENE HALL

**Nickname:** DayDay

**Forward**  
**6-6 | 200**  
**Sulphur Springs, Texas**  
**Sulphur Springs High School**

#### QUICK NOTES

- Second Team All-State and First Team All-District and All-Region honoree as a junior at Sulphur Springs (Texas) High School after averaging 16 points and 12 rebounds per game
- Shot 65 percent from the floor and 80 percent from the free throw line as a junior.
- Helped Sulphur Springs to a 29-9 record, a second straight district title and the program's first-ever state tournament appearance
- Helped Sulphur Springs go 31-6 his sophomore year with a district title
- Owns career-highs of 38 points and 22 rebounds in a game
- Currently ranked No. 32 in the 2020 class in the state of Texas according to TexasBoysBasketball.com
- Rated the No. 35 player in the state of Texas by Rivals.com after climbing more than 70 spots after his play last summer
- Plays AAU for Dallas Showtime and was named to the Second Team All-UA Rise Team after averaging 17.5 points per game and shooting 63.3 percent from the floor
- Helped Dallas Showtime finish atop the UA Rise 17U Division with a 9-1 record
- Also named First Team Prep Hoops Regional All-American and a Second Team Prep Hoops All-American after helping Showtime to a 15-2 mark on the Prep Hoops Circuit
- Academically has maintained a 3.5 grade point average

#### Coach Rimm on Hall:

"DayDay is a very high motor athlete that I believe Jag Nation will embrace. He's one of the most intense high school players I've seen in a very long time. He's an all around proven winner."

## TEAM IMPACT - CAYDEN BARINGER



### CAYDEN BARINGER

**Nickname:** Cay Jax  
**Dream Vacation Destination:** China  
**Favorite Movie:** Matilda  
**Favorite Food:** Cereal  
**Favorite Athlete:** Steph Curry  
**Super Power You'd Love to Have:** Read Minds

#### QUICK NOTES

Through a partnership with Team IMPACT, 9-year old **Cayden Baringer** signed with the IUPUI basketball team on Dec. 19, 2018 at a ceremony at the IUPUI Athletics Offices.

Baringer, a Carmel-native, was diagnosed with Leukodystrophy in 2017. Leukodystrophies are a group of rare, progressive, metabolic, genetic diseases that affect the brain, spinal cord and often the peripheral nerves. Each type of leukodystrophy is caused by a specific gene abnormality that leads to abnormal development or destruction of the white matter (myelin sheath) of the brain.

Cayden, his mother Cara, and brothers Liam and Lucas, will be frequent guests to IUPUI games, practices and team events now that he's officially signed with the program.

# LAST FOUR BOX SCORES

## GAME #5 • LOYOLA 85, IUPUI 62 (CHICAGO, ILL. - GENTILE CENTER)

### IUPUI 62 • 2-3

#	Player	Total		3-Ptr		Rebounds			PF	TP	A TO Blk Stl				Min
		FG-FGA	FG-FGA	FT-FTA	Off Def Tot	PF	TP	A TO Blk Stl							
13	WILLIAMS, Isaiah	f	2-6	0-1	5-6	2	2	4	5	9	1	4	0	0	19
30	TYSON, Zo	f	4-4	0-0	0-1	1	3	4	4	8	1	1	0	0	22
00	MINNETT, Jaylen	g	2-8	2-8	0-0	1	3	4	0	6	3	3	0	1	30
10	DePERSIA, Mike	g	2-6	0-1	0-0	1	1	2	3	4	4	1	0	3	37
14	BURK, Marcus	g	9-19	5-8	0-0	0	3	3	3	23	0	1	0	1	34
02	JACKSON JR., Jamil		2-3	2-2	1-2	0	0	0	0	7	0	1	0	0	5
11	KENYON, Brandon		1-3	1-2	0-0	1	1	2	1	3	0	0	0	1	6
12	TAYLOR, Marlon		0-0	0-0	0-0	0	0	0	0	0	0	0	0	0	2
15	WHITE, Taveion		0-0	0-0	0-0	0	0	0	0	0	0	0	0	0	1
20	STOLTZ, Sawyer		0-0	0-0	0-0	0	0	0	0	0	0	0	0	0	1
23	WEATHERFORD, Grant		0-2	0-0	0-0	0	0	0	2	0	3	1	0	0	27
32	GOSS, Elyjah		1-5	0-0	0-0	3	2	5	2	2	1	3	0	0	16
Team					3	1	4								
Totals			23-56	10-22	6-9	12	16	28	20	62	13	15	0	6	200

FG % 1st Half: 11-29 37.9% 2nd half: 12-27 44.4% Game: 23-56 41.1% Deadball  
 3FG % 1st Half: 7-13 53.8% 2nd half: 3-9 33.3% Game: 10-22 45.5% Rebounds  
 FT % 1st Half: 2-2 100.0 2nd half: 4-7 57.1% Game: 6-9 66.7% 1

### Loyola Chicago 85 • 3-2

#	Player	Total		3-Ptr		Rebounds			PF	TP	A TO Blk Stl				Min
		FG-FGA	FG-FGA	FT-FTA	Off Def Tot	PF	TP	A TO Blk Stl							
24	Hall, Tate	f	2-6	0-2	1-2	1	0	1	2	5	4	0	1	1	30
30	Uguak, Aher	f	2-3	0-0	5-5	0	1	1	2	9	4	4	0	1	29
25	Krutwig, Cameron	c	5-8	0-0	8-8	1	6	7	1	18	2	4	2	1	26
01	Williamson, Lucas	g	8-12	4-6	2-3	0	3	3	3	22	0	0	0	0	23
12	Kennedy, Marquise	g	4-5	2-3	4-4	0	2	2	14	2	2	2	0	1	26
00	Wojcik, Paxson		4-6	2-3	0-0	0	4	4	0	10	3	0	0	3	24
04	Skokna, Bruno		0-0	0-0	0-0	0	1	1	2	0	0	2	0	0	8
10	Welch, Tom		1-1	0-0	2-2	0	1	1	1	4	1	1	1	0	14
22	Ismail, Sami		0-1	0-1	0-0	0	0	0	1	0	0	0	0	0	2
45	Alcock, Will		0-0	0-0	0-0	0	0	0	0	0	0	0	0	0	2
50	Pipkins, Jalon		1-2	1-1	0-0	0	0	0	1	3	0	0	0	0	16
Team					0	5	5				1				
Totals			27-44	9-16	22-24	2	23	25	15	85	16	14	4	7	200

FG % 1st Half: 11-20 55.0% 2nd half: 16-24 66.7% Game: 27-44 61.4% Deadball  
 3FG % 1st Half: 5-7 71.4% 2nd half: 4-9 44.4% Game: 9-16 56.3% Rebounds  
 FT % 1st Half: 12-14 85.7% 2nd half: 10-10 100.0 Game: 22-24 91.7% 1

Officials: Gerry Pollard, Gene Grimshaw, Steve Honacki  
 Technical fouls: IUPUI-WILLIAMS, Isaiah, Loyola Chicago-None.  
 Attendance: 2402

Score by periods	1st	2nd	Total
IUPUI	31	31	62
Loyola Chicago	39	46	85

## GAME #6 • LOYOLA (MD.) 81, IUPUI 77 (OMAHA, NEB. - BAXTER ARENA)

### Loyola Maryland 81 • 3-3,0-0 Patriot

#	Player	Total		3-Ptr		Rebounds			PF	TP	A TO Blk Stl				Min
		FG-FGA	FG-FGA	FT-FTA	Off Def Tot	PF	TP	A TO Blk Stl							
23	Brent Holcombe	f	3-4	1-2	0-0	1	5	6	2	7	3	1	1	0	19
01	Kavaughn Scott	c	6-10	0-1	2-5	1	0	1	4	7	2	1	0	1	31
02	Jaylin Andrews	g	2-5	2-5	1-2	0	4	4	2	7	4	2	0	2	35
04	Isaiah Hart	g	5-8	3-5	3-3	0	5	5	1	16	2	4	0	2	27
10	Andrew Kostecka	g	6-12	2-4	1-3	1	5	6	3	15	4	5	1	6	35
00	Golden Dike		0-0	0-0	0-0	0	1	1	0	0	0	2	0	0	2
12	Cam Spencer		4-9	3-7	2-2	1	3	4	3	13	5	0	0	0	33
25	Kenneth Jones		2-6	2-5	3-4	0	0	0	1	9	0	2	0	0	18
Team					0	3	3								
Totals			28-54	13-29	12-19	4	26	30	16	81	20	17	2	11	200

FG % 1st Half: 14-29 48.3% 2nd half: 14-25 56.0% Game: 28-54 51.9% Deadball  
 3FG % 1st Half: 7-15 46.7% 2nd half: 6-14 42.9% Game: 13-29 44.8% Rebounds  
 FT % 1st Half: 4-5 80.0% 2nd half: 8-14 57.1% Game: 12-19 63.2% 4

### IUPUI 77 • 2-4,0-0 Horizon

#	Player	Total		3-Ptr		Rebounds			PF	TP	A TO Blk Stl				Min
		FG-FGA	FG-FGA	FT-FTA	Off Def Tot	PF	TP	A TO Blk Stl							
30	TYSON, Zo	f	2-3	0-0	0-0	0	1	1	4	4	0	0	0	0	13
32	GOSS, Elyjah	f	5-9	0-0	4-6	6	7	13	2	14	0	3	0	0	31
00	MINNETT, Jaylen	g	5-13	2-8	0-0	1	5	6	4	12	3	6	0	3	30
10	DePERSIA, Mike	g	0-3	0-2	1-2	0	0	0	1	1	3	0	0	2	25
14	BURK, Marcus	g	12-21	7-10	1-2	0	3	3	4	32	1	2	0	2	33
02	JACKSON JR., Jamil		0-1	0-1	0-0	0	0	0	1	0	0	1	0	0	7
11	KENYON, Brandon		1-2	0-1	1-2	0	1	1	2	3	0	0	0	0	9
13	WILLIAMS, Isaiah		3-5	0-0	1-3	1	4	5	2	7	5	2	0	2	23
23	WEATHERFORD, Grant		1-3	0-0	2-4	1	4	5	3	4	4	4	0	2	29
Team					1	0	1				1				
Totals			29-60	9-22	10-19	10	25	35	23	77	16	19	0	11	200

FG % 1st Half: 14-35 40.0% 2nd half: 15-25 60.0% Game: 29-60 48.3% Deadball  
 3FG % 1st Half: 5-13 38.5% 2nd half: 4-9 44.4% Game: 9-22 40.9% Rebounds  
 FT % 1st Half: 3-8 37.5% 2nd half: 7-11 63.6% Game: 10-19 52.6% 4

Officials: Doran Gotschall,Deldre Carr,Brian McNutt  
 Technical fouls: Loyola Maryland-None. IUPUI-None.  
 Attendance: 269  
 The Mainland Tournament at Omaha (Cayman Islands Classic)

Score by periods	1st	2nd	Total
Loyola Maryland	39	42	81
IUPUI	36	41	77

## GAME #7 • SOUTHERN 83, IUPUI 77 (OMAHA, NEB. - BAXTER ARENA)

### Southern U. 83 • 3-4,0-0 SWAC

#	Player	Total		3-Ptr		Rebounds			PF	TP	A TO Blk Stl				Min
		FG-FGA	FG-FGA	FT-FTA	Off Def Tot	PF	TP	A TO Blk Stl							
12	Darius Williams	f	4-7	0-0	0-1	3	5	8	4	8	2	3	0	0	30
40	Amel Kuljuhovic	f	4-5	0-0	0-0	0	2	2	3	8	0	1	0	0	20
05	Jayden Saddler	g	0-2	0-0	0-0	0	0	0	4	0	2	2	0	0	13
13	Micah Bradford	g	1-3	1-3	2-2	0	0	0	4	5	3	1	0	1	17
20	Lamaricus Lee	g	6-7	3-3	2-2	1	3	4	0	17	2	0	0	0	21
01	Ahsante Shivers		0-1	0-1	2-2	0	1	1	0	2	2	0	0	1	14
02	Damiree Burns		4-10	0-0	1-2	2	11	13	2	9	1	1	0	0	23
03	Skyler Baggs		1-1	0-0	1-3	1	3	4	1	3	0	0	0	0	6
04	Isaiah Rollins		0-1	0-1	0-0	0	0	0	0	0	1	0	0	0	5
11	Montese Blake		8-12	1-3	0-0	0	0	0	1	17	2	3	0	0	19
21	Samuel Mack		0-1	0-1	0-0	1	1	2	0	0	0	0	1	0	5
25	Brendon Brook		6-10	2-5	0-0	0	1	1	2	14	2	0	0	0	27
Team					1	0	1				1				
Totals			34-60	7-17	8-12	9	27	36	21	83	17	12	1	2	200

FG % 1st Half: 16-33 48.5% 2nd half: 18-27 66.7% Game: 34-60 56.7% Deadball  
 3FG % 1st Half: 3-10 30.0% 2nd half: 4-7 57.1% Game: 7-17 41.2% Rebounds  
 FT % 1st Half: 3-6 50.0% 2nd half: 5-6 83.3% Game: 8-12 66.7% 1

### IUPUI 77 • 2-5,0-0 Horizon

#	Player	Total		3-Ptr		Rebounds			PF	TP	A TO Blk Stl				Min
		FG	FGA	FG	FGA	FT	FTA	Off							
30	TYSON, Zo	f	2-3	0-0	4-6	1	5	6	2	8	2	0	3	0	25
32	GOSS, Elyjah	f	5-7	0-0	0-1	2	3	5	3	10	1	3	1	0	25
00	MINNETT, Jaylen	g	2-10	1-5	1-1	0	5	5	0	6	3	1	0	0	27
10	DePERSIA, Mike	g	2-4	0-0	3-5	1	1	2	4	7	1	1	0	0	26
14	BURK, Marcus	g	10-21	6-14	1-1	1	1	2	4	27	2	2	0	1	38
02	JACKSON JR., Jamil		0-0	0-0	0-0	0	0	0	0	0	0	0	0	0	2
12	TAYLOR, Marlon		0-0	0-0	0-0	0	0	0	0	0	0	0	0	0	0+
13	WILLIAMS, Isaiah		4-7	0-0	5-8	4	2	6	1	13	0	0	0	0	25
15	WHITE, Taveion		0-0	0-0	0-0	0	0	0	0	0	0	0	0	0	0+
23	WEATHERFORD, Grant		2-4	0-1	2-2	0	1	1	3	6	4	2	0	3	32
	Team					1	2	3				1			
Totals			27-56	7-20	16-24	10	20	30	17	77	13	10	4	4	200