



2019-2020 IUPUI BASKETBALL GAME NOTES

IUPUI

SCHEDULE/RESULTS

(2-8, 0-0 HORIZON)

Date	Opponent	Result/Time
Oct. 23	# Tiffin (ESPN3)	W, 81-77
Nov. 6	at Butler (FS2)	L, 47-80
Nov. 9	at Bradley (ESPN+)	L, 56-90
Nov. 11	Anderson (ESPN3)	W, 72-55
Nov. 13	^ at South Florida (ESPN3)	W, 70-53
Nov. 20	^ at Loyola (Ill.) (NBCSCH+ / ESPN+)	L, 62-85
Nov. 25	^ vs. Loyola (Md.)	L, 77-81
Nov. 26	^ vs. Southern	L, 77-83
Nov. 30	Evansville (ESPN+)	L, 64-70
Dec. 4	at Morehead St.	L, 51-56
Dec. 7	at Ball St.	L, 54-102

Dec. 10	IU South Bend (ESPN3)	7:00 pm
Dec. 14	Purdue Fort Wayne (ESPN+)	12:00 pm
Dec. 20	at Fresno St. (Mountain West Net)	10:00 pm
Dec. 28	* Youngstown St. (ESPN+)	12:00 pm
Dec. 30	* Cleveland St. (ESPN+)	7:00 pm
Jan. 3	* at Milwaukee (ESPN3)	8:00 pm
Jan. 5	* at Green Bay (ESPN+)	2:00 pm
Jan. 10	* Wright St. (ESPN3)	7:00 pm
Jan. 12	* Northern Kentucky (ESPN+)	2:00 pm
Jan. 18	* UIC (ESPN3)	12:00 pm
Jan. 23	* at Detroit Mercy (ESPN+)	7:00 pm
Jan. 25	* at Oakland (ESPN3)	3:00 pm
Jan. 30	* at Cleveland St. (ESPN+)	7:00 pm
Feb. 1	* at Youngstown St. (ESPN3)	6:00 pm
Feb. 6	* Green Bay	11:00 am
Feb. 8	* Milwaukee	12:00 pm
Feb. 14	* at Northern Kentucky	7:00 pm
Feb. 16	* at Wright St.	2:00 pm
Feb. 22	* at UIC (ESPN3)	4:12 pm
Feb. 27	* Oakland	7:00 pm
Feb. 29	* Detroit Mercy	12:00 pm
Mar. 3	& HL Tourney - 1st rd.	
Mar. 5	& HL Tourney - Quarterfinals	
Mar. 9	& HL Tourney - Semifinals	
Mar. 10	& HL Tourney - Championship	

denotes exhibition
 * denotes Horizon League games
 ^ part of Cayman Islands Classic
 (first two games on campus sites / last two at Omaha)
 & denotes Horizon League Tournament games
 (quarterfinals on campus sites / semis and finals in Indy)

MEDIA COVERAGE

TV: ESPN3

Greg Rakestraw (xpx); Bob Lovell (analyst)

Video Stream: ESPN+

Audio: none

Live Stats: IUPUIJags.com

Twitter: @IUPUIJaguars / @IUPUIMensBball

MBB CONTACT

Ed Holdaway - IUPUI Assistant AD

Email: eholdawa@iupui.edu

Twitter: @EdHoldaway

Cell: 317-908-2645

'03 NCAA TOURNAMENT, 2010 CBI, 2019 CIT

IUPUI (2-8) vs. IU SOUTH BEND (8-5)

Tuesday, December 10, 2019 • 7:00 p.m. • Indianapolis • Indiana Farmers Coliseum (6,800)



STAT BREAKDOWN

IUPUI		IUSB
64.0	PPG	83.5
72.6	Opp. PPG	75.3
.419	FG%	.467
.462	Opp. FG%	.429
35.4 (-1.4)	RPG (Margin)	38.8 (+1.4)
.344	3FG%	.348
.558	FT%	.700
15.4 (-2.6)	TO/G (Margin)	12.6 (+3.6)
--- / 292 / 309	NET / KenPom / BPI	--- / --- / ---

SERIES BREAKDOWN

Overall:	11-1
Rimm vs. IU South Bend:	0-0
in South Bend:	2-1
at IUPUI:	9-0
neutral:	0-0
Last Meeting:	Dec. 12, 2009 (Indianapolis)
Outcome:	IUPUI 92, IUSB 56
Streak:	IUPUI has won 7

THE JAGUARS



PROBABLE STARTERS

No.	Name	Yr.	Pos.	Ht.	Hometown	PPG	RPG	APG	FG%	3FG%	FT%
0	Jaylen Minnett	Jr.	G	6-1	Terre Haute, Ind.	13.0	4.3	2.8	.352	.350	.667
14	Marcus Burk	Jr.	G	6-3	Indianapolis, Ind.	19.7	3.2	1.3	.455	.440	.706
23	Grant Weatherford	Jr.	G	6-2	Cicero, Ind.	6.0	3.9	2.4	.489	.273	.611
30	Zo Tyson	Gr.	F	6-9	Fayetteville, N.C.	3.6	3.2	0.6	.577	---	.667
32	Elyjah Goss	Jr.	F	6-7	Bolingbrook, Ill.	7.2	8.3	0.7	.417	.000	.545

OFF THE BENCH

1	Jakoby Kemp	Jr.	F	6-8	Layton, Utah	2.0	2.5	0.0	.222	---	---
2	Jamil Jackson Jr.	Jr.	G/F	6-6	Minneapolis, Minn.	2.7	1.1	0.3	.227	.214	.667
10	Mike DePersia	Fr.	G	5-11	Cherry Hill, N.J.	2.3	2.2	1.9	.300	.000	.417
11	Brandon Kenyon	So.	F/C	6-10	Caledonia, Ontario	1.3	1.3	0.0	.300	.200	.500
12	Marlon Taylor	R-Fr.	G/F	6-5	South Bend, Ind.	0.0	0.3	0.0	.000	---	---
13	Isaiah Williams	Jr.	G/F	6-8	Dayton, Ohio	8.1	5.0	1.2	.418	.500	.460
15	Taveion White	Fr.	F	6-7	Prosper, Texas	0.0	0.3	0.0	.000	---	---
20	Sawyer Stoltz	Fr.	F	6-9	Huntington, Ind.	0.0	0.5	0.0	.000	---	---

QUICK HITTERS

- IUPUI is coming off a 16-17 campaign, having made the program's third postseason berth during the Division I era by earning a spot in the 2019 College Insider Tournament. The Jaguars' 16 wins were the program's most since going 19-14 in the 2010-11 in head coach Ron Hunter's final season at IUPUI.
- Head Coach **Byron Rimm II** took over on an interim basis earlier this year, replacing Jason Gardner, who spent five years at the helm of the program. Rimm boasts 14 years of head coaching experience, including 10 years at Prairie View A&M from 2006-2016 as he racked up 115 victories and is the program's all-time winningest head coach. He originally joined the Jaguars' staff just prior to last season as IUPUI's Associate Head Coach.
- IUPUI returns just five letterwinners and two starters (**Grant Weatherford** & **Elyjah Goss**) from last year's squad. 2019 Horizon League Sixth Man of the Year **Jaylen Minnett** (12.0 ppg, 78 3's) headlines the group of returners and has slid into this year's starting five. Weatherford (6.2 ppg, 3.0 rpg) started all 33 games last season and Goss (6.8 ppg, 6.3 rpg) started 25 times last season before being slowed late in the season due to injury.
- IUPUI has players from nine different states/provinces this season, with five hailing from the Hoosier State. All total, IUPUI has players this year from Indiana, Illinois, Minnesota, New Jersey, North Carolina, Ohio, Ontario, Texas and Utah.
- IUPUI swept the Horizon League's weekly awards on Nov. 18 as junior guard **Marcus Burk** was named Player of the Week and **Mike DePersia** was named Freshman of the Week after leading the Jags to wins over Anderson and at South Florida. Burk averaged 25.5 points, 5.5 rebounds, 2.5 steals and 2.0 assists per game while shooting 61 percent from the floor and 57.1 percent (8-of-14) from three. DePersia, who made his first two career starts during the week, averaged 4.0 points, 5.0 rebounds and 1.5 assists per game while shooting 57 percent from the field.

SIGHTS & SOUNDS

- Today's game is just the Jaguars' third home game of the season as IUPUI has played eight of 10 contests away from home to start the season.

2019-2020 ROSTER

NUMERIC ROSTER

##	Name	Pos.	Ht.	Wt.	Yr.	Hometown/High School (Previous)
0	Jaylen Minnett	G	6-1	180	Jr.	Terre Haute, Ind./Terre Haute South
1	Jakoby Kemp	F	6-8	190	Jr.	Layton, Utah/Layton (Salt Lake C.C.)
2	Jamil Jackson Jr.	G/F	6-6	190	Jr.	Minneapolis, Minn./Minneapolis North (Southern Utah)
10	Mike DePersia	G	5-11	170	Fr.	Cherry Hill, N.J./Haddonfield Memorial
11	Brandon Kenyon	F/C	6-10	225	So.	Caledonia, Ontario/RISE Prep
12	Marlon Taylor	G/F	6-5	220	R-Fr.	South Bend, Ind./Riley (Indiana State)
13	Isaiah Williams	G/F	6-8	225	Jr.	Dayton, Ohio/Stivers School for the Arts (Pensacola St.)
14	Marcus Burk	G	6-3	205	Jr.	Indianapolis, Ind./Franklin Central
15	Taveion White	F	6-7	190	Fr.	Prosper, Texas/PHS Academy
20	Sawyer Stoltz	F	6-9	200	Fr.	Huntington, Ind./Huntington North
23	Grant Weatherford	G	6-2	195	Jr.	Cicero, Ind./Hamilton Heights (Midland College)
30	Zo Tyson	F	6-9	195	Gr.	Fayetteville, N.C./Trinity Christian (Colorado State)
32	Elyjah Goss	F	6-7	195	Jr.	Bolingbrook, Ill./Plainfield East

ROSTER BREAKDOWNS

BY CLASS-

Freshmen: 4
Juniors: 7

Sophomores: 1
Seniors: 1

BY PRIMARY POSITION-

Guards: 7
Centers: 0

Forwards: 6

BY HOME STATE-

Indiana: 5
Minnesota: 1
North Carolina: 1
Ontario: 1
Utah: 1

Illinois: 1
New Jersey: 1
Ohio: 1
Texas: 1

PRONUNCIATION GUIDE

ELYJAH Goss

(same as Elijah)

Jaylen MINNETT

(min-NET)

TAVEION White

(TAY-vee-on)


RADIO / TV ROSTER



#0 - JAYLEN MINNETT
6-1 // Jr. // G
Terre Haute, Ind.
Sports Management




#1 - JAKOBY KEMP
6-8 // Jr. // F
Layton, Utah
General Studies




#2 - JAMIL JACKSON JR.
6-6 // Jr. // G/F
Minneapolis, Minn.
General Studies



#10 - MIKE DePERSIA
5-10 // Fr. // G
Haddonfield, N.J.
Biomedical Engineering




#11 - BRANDON KENYON
6-10 // Soph. // F/C
Caledonia, Ontario
Criminal Justice



#12 - MARLON TAYLOR
6-5 // R-Fr. // G/F
South Bend, Ind.
Pre-Engineering




#13 - ISAIAH WILLIAMS
6-8 // Jr. // G/F
Dayton, Ohio
General Studies




#14 - MARCUS BURK
6-3 // Jr. // G
Indianapolis, Ind.
General Studies



#15 - TAVEION WHITE
6-7 // Fr. // F
Prosper, Texas
Business



#20 - SAWYER STOLTZ
6-9 // Fr. // F
Huntington, Ind.
Biology



#23 - GRANT WEATHERFORD
6-2 // Jr. // G
Cicero, Ind.
General Studies



#30 - ZO TYSON
6-9 // Gr. // F
Fayetteville, N.C.
Sports Journalism

Interim Head Coach: Byron Rimm II, 1st season (2nd year at IUPUI)

Assistant Coach: Matt Dunn, 2nd season

Assistant Coach: Isaac Loechle, 2nd season

Assistant Coach: Brian Burton, 1st season

Director of Operations: Aaron Evans, 1st season

Strength & Conditioning Coach: Jason Quarles, 6th season

Athletic Trainer: Joseph Medel, 1st season



#32 - ELYJAH GOSS
6-7 // Jr. // F
Bolingbrook, Ill.
Sports Management

POLLS

ASSOCIATED PRESS <i>Week 6 - Dec. 9</i>		COACHES <i>Week 6 - Dec. 9</i>	
Rank	Team (1st)	Rank	Team (1st)
1.	Louisville (55)	1.	Louisville (28)
2.	Kansas (4)	2.	Ohio State (2)
3.	Ohio State (5)	3.	Kansas
4.	Maryland	4.	Maryland (1)
5.	Michigan	5.	Duke
6.	Gonzaga	6.	Gonzaga
7.	Duke	7.	Michigan
8.	Kentucky	8.	Virginia (2)
9.	Virginia	9.	Kentucky
10.	Oregon	10.	Auburn
11.	Baylor	11.	Baylor
12.	Auburn	12.	Dayton
13.	Memphis	13.	Oregon
14.	Dayton	14.	Arizona
15.	Arizona	15.	Michigan State
16.	Michigan State	16.	North Carolina
17.	North Carolina	t-17.	Memphis
18.	Butler	t-17.	Tennessee
19.	Tennessee	19.	Butler
20.	Villanova	20.	Villanova
21.	Florida State	21.	Florida State
22.	Seton Hall	22.	Seton Hall
23.	Xavier	23.	Colorado
24.	Colorado	24.	San Diego State
25.	San Diego State	25.	Washington

MID-MAJOR TOP 25

<i>December 2</i>					
Rk	Team (1st)	Record	Pts.	Prev.	Conf.
1.	Gonzaga (29)	8-1	770	1	West Coast
2.	Liberty (1)	9-0	720	2	ASUN
3.	ETSU	7-1	695	3	Southern
4.	Saint Mary's (1)	8-1	672	4	West Coast
5.	Northern Iowa	7-1	585	7	Missouri Valley
6.	Furman	7-1	572	8	Southern
7.	Bowling Green	6-2	526	6	Mid-American
8.	Stephen F. Austin	6-1	509	NR	Southland
9.	Vermont	6-3	443	5	America East
10.	BYU	6-3	387	10	West Coast
11.	Colgate	5-3	366	17	Patriot
12.	Wright State	6-2	347	12	Horizon
13.	Delaware	8-0	325	19	Colonial
14.	New Mexico State	4-4	323	13	Western Athletic
15.	Belmont	5-3	310	9	Ohio Valley
16.	Kent State	6-1	277	14	Mid-American
17.	Toledo	5-2	274	18	Mid-American
18.	Penn	5-3	264	15	Ivy League
19.	UNCG	6-2	235	25	Southern
20.	Yale	6-3	233	NR	Ivy League
21.	San Francisco	7-1	191	20	West Coast
22.	Buffalo	5-2	137	24	Mid-American
23.	Evansville	5-3	119	23	Missouri Valley
24.	Harvard	5-4	108	11	Ivy League
25.	Hofstra	6-3	70	22	Colonial

HORIZON LEAGUE PRESEASON POLLS

Pl. School (1st-place) - Votes

- Wright State (28) - 350
- Northern Kentucky (5) - 295
- UIC (1) - 280
- Oakland (1) - 229
- Green Bay - 207
- Youngstown State - 186
- Milwaukee - 146
- Detroit Mercy - 133
- IUPUI - 92
- Cleveland State (1) - 62

Preseason POTY: Antoine Davis, Detroit Mercy

First Team (alphabetical order by school)

Antoine Davis, Detroit Mercy
Jalen Tate, Northern Kentucky
Xavier Hill-Mais, Oakland
Tarkus Ferguson, UIC
Loudon Love, Wright State

Second Team (alphabetical order by school)

JayQuan McCloud, Green Bay
Tyler Sharpe, Northern Kentucky
Marcus Ottey, UIC
Bill Wampler, Wright State
Darius Quisenberry, Youngstown State

HORIZON LEAGUE

HORIZON LEAGUE STANDINGS <i>as of Dec. 9</i>		
Team	Overall (Pct.)	HL (Pct.)
Northern Ky.....	7-3 (.700)	0-0 (.000)
Wright State.....	7-3 (.700)	0-0 (.000)
Milwaukee.....	5-4 (.556)	0-0 (.000)
Oakland.....	5-5 (.500)	0-0 (.000)
Youngstown State.....	5-5 (.500)	0-0 (.000)
Cleveland State.....	4-6 (.400)	0-0 (.000)
UIC.....	4-6 (.400)	0-0 (.000)
Green Bay.....	3-6 (.333)	0-0 (.000)
IUPUI.....	2-8 (.200)	0-0 (.000)
Detroit Mercy.....	1-7 (.125)	0-0 (.000)

HORIZON LEAGUE SCHEDULE		
Date	Game	Time
12/10	IU South Bend at IUPUI	7pm
	Detroit Mercy at Notre Dame	7pm
	Green Bay at Central Florida	8pm
	Milwaukee at Kansas	8pm
12/12	Southern at Wright St.	tba
12/14	Purdue Fort Wayne at IUPUI	12pm
	Oakland at Michigan St.	12pm
	UIC at DePaul	2pm
	Toledo at Detroit Mercy	3pm
	Evansville at Green Bay	7pm
	Eastern Illinois at Milwaukee	8pm
12/15	Illinois St. at Northern Ky.	2pm
	Cleveland St. at Bowling Green	4pm
	SEMO at Youngstown St.	8pm
12/17	Mississippi Valley St. at Wright St.	tba
12/18	UIC at Illinois St.	7pm
	DePaul at Cleveland St.	7pm
	Binghamton at Youngstown St.	7:45pm
	Concordia-Chicago at Green Bay	8pm
	Oakland at Syracuse	8pm
12/19	Northeastern at Detroit Mercy	7pm
12/20	UC Irvine at UIC	8pm
	IUPUI at Fresno St.	10pm
12/21	Wright St. at Toledo	tba
	Youngstown St. at West Virginia	1pm
	Green Bay at Northern Illinois	2pm
	Fairfield at Oakland	2pm
	SIUE at Detroit Mercy	3pm
	Cleveland St. at E. Tennessee St.	4pm
	Milwaukee at Wisconsin	5pm
	Northern Ky. at UNC Greensboro	7pm

IUPUI IN HORIZON LEAGUE STATS <i>as of Dec. 9 [denotes NCAA ranking]</i>		
Category	HL [Nat Rk.]	Stat
Scoring.....	9th	63.0 ppg
Scoring Defense.....	8th	75.5 ppg
Scoring Margin.....	9th	-12.5 ppg
Rebounding Margin.....	6th	-1.5 rpg
Field Goal %.....	8th	40.6%
3Pt Field Goal %.....	2nd	34.5%
Free Throw %.....	10th	56.1%
Assists.....	9th	11.1 apg
Turnovers.....	8th	15.5 to/g
Turnover Margin.....	8th	-3.1 to/g
Assist/TO Ratio.....	8th	0.72 a/to
Blocked Shots.....	10th	1.80 bpg
Steals.....	7th	6.30 spg
Offensive Rebounds.....	4th	11.0 rpg
Defensive Rebounds.....	8th	24.4 rpg
Home Attendance.....	8th	1,355/gm

Player Horizon [Natl Rk.]			Stat
Marcus Burk			
3FG%	1st		44.0%
3FG	1st		3.30/game
20+ Scoring Games	2nd		5 total
Scoring	2nd		19.7 ppg
Minutes	5th		32.9 mpg
FG%	5th		45.5%
Steals	7th		1.50 spg

Elyjah Goss			
Rebounding	t-1st		8.30 rpg
Def. Rebounding	3rd		5.30 rpg
Double-Doubles	t-3rd		2 total
Blocked Shots	t-4th		0.80 bpg
Off. Rebounding	4th		3.00 rpg

Jaylen Minnett			
3FG	3rd		2.80/game
3FG%	3rd		35.0%
Assists	10th		2.80 apg
Minutes	8th		32.2 mpg
Steals	12th		1.30 spg
Scoring	12th		13.0 ppg

Grant Weatherford			
Assists	12th		2.40 apg
Minutes	15th		30.6 mpg

Isaiah Williams			
Off. Rebounding	t-9th		1.90 rpg
Rebounding	t-16th		5.00 rpg

BALL STATE TIDBITS

Junior Jaylen Minnett just missed a season-high in the scoring column, closing with 17 points (6-12 FG, 4-7 3's) in 35 minutes... junior Elijah Goss just missed a double-double with 10 points and nine boards and Grant Weatherford also finished in double-figures with 10 points and seven boards... Minnett (6-of-12) and Weatherford (4-of-8) were the only two players to hit half their shots on Saturday... IUPUI had a season-low 19 made field goals, two assists and shot a season-low 30.2 percent from the floor... conversely, IUPUI yielded a season-high 102 points, 15 threes and 23 made free throws... Ball State scored 62 of its 102 points in the second half.

HEALTH CHECK

Saturday's game at Ball State was the first time all season that head coach Byron Rimm had his full roster as his disposal. Junior Jakoby Kemp missed the season's initial eight games due to injury and upon his return at Morehead State (Dec. 4), teammate Jamil Jackson was sidelined due to injury. Jackson missed two games before returning at Ball State.

BURK'S BEEN BALLIN'

Junior Marcus Burk has undoubtedly been IUPUI's top offensive player all season, ranking among the nation's top 30 in scoring (19.7 ppg) and threes per game (3.30/game).

Here are some more notes on Burk to start the season:

-Burk tallied a season-high 32 points (12-of-21 FG, 7-of-10 3's) against Loyola (Md.), falling one shy of his career-high 33 from his sophomore year at Campbell. Burk's 32 was the most by an IUPUI player since Darell Combs hit the same number against South Dakota on Feb. 25, 2016.

-While Burk is off to a hot start and averaging nearly 20 points per game to start the year, no IUPUI player has averaged 20 points per game for an entire season since Alex Young averaged 20.4 points per game in 2011-12. Only three players - Odell Bradley (23.1, 2003-04), George Hill (21.5, 2007-08) and Young (20.4, 2011-12) - have averaged better than 20 points per game during the Jaguars' Division I era.

-Burk enters tonight with 973 points in his collegiate career - 776 in two seasons at Campbell and 197 in an IUPUI uniform.

SPLASH BROTHERS

IUPUI's version of the Splash Brothers - Marcus Burk and Jaylen Minnett - has been impressive to start the season, both ranking among the Horizon League's top five in both threes made and three-point percentage.

Burk leads the league in three per game (3.3) while Minnett is tied for third in the league in the category (2.7). Burk leads in three-point percentage (44.0%) and Minnett is fourth at 35.0%. By hitting a combined 6.0 threes/game, the duo is easily tops in the league for a tandem as Detroit Mercy's Antoine Davis and Willy Isiani are next in line at 5.2 threes/game.

TOP GUNS

Burk and Minnett are accounting for the bulk of the Jaguars' offense through the season's first eight games, having taken 51 percent of the team's field goal attempts (295 of 581) and 76 percent of the team's three-point attempts (155-of-203). In addition, the duo has accounted for 52 percent (327 of 630) of the team's total points.

Burk (19.7 ppg) and Minnett (13.0 ppg) easily lead the team in scoring while Isaiah Williams is third at 8.1 ppg.

MINNETT NOTES

Junior Jaylen Minnett, the 2019 Horizon League Sixth Man of the Year, is unlikely to be a repeat winner of the award as he's assumed a starting job this season. The 6-foot-1 Terre Haute-native, averaged 12.0 points per game and drilled 78 3's last season, while coming off the bench in all but the season finale.

Some other tidbits on Minnett include:

-He currently owns the nation's **third-longest streak** of consecutive games with at least one made three at 46 games... Minnett made at least one trey in all 33 games last season and the final three games of the 2017-18 season... the last time Minnett went without a three in a game was against Oakland on Feb. 19, 2018 when he was held without a triple in 14 minutes.

-Minnett enters play ranked eighth on IUPUI's all-time list with 157 made 3's in his career...he has some work to do to move up on the list as both Leroy Nobles and Akeem Clark are tied for the No. 6 spot with 186 makes each.

-His 78 3's made last season was the 7th-highest single-season total in IUPUI history.

-His 7.1 ppg scoring average as a freshman in 2017-18 was the highest by an IUPUI rookie since Alex Young average 10.8 points per game in 2008-09.

-His 51 made 3's in 2017-18 were the most by an IUPUI freshman in the program's Division I era (1998-present).

GRANT AIDS

With the offense sputtering at Morehead State, junior Grant Weatherford poured in three threes in a span on six minutes, after entering the game without a three on the season. Weatherford had just 11 career threes coming into that contest, but oddly enough, he's made eight of his 14 triples in two games.

vs. Green Bay (2-24-19) / 21 pts, 6-12 FG, 5-6 3's, 4-4 FT
at Morehead State (12-4-19) / 17 pts, 7-10 FG, 3-4 3's, 0-1

Outside of those two games, Weatherford is a combined 6-of-21 from three-point range in 41 career games.

MR. WINDEX

Junior Elijah Goss currently **leads the Horizon League** in rebounding at 8.3 per contest. He snared a career-high 17 at Morehead State last week, tying for the eighth-highest single game total in program history. His 17 boards were the most by an IUPUI player since Lyonell Gaines grabbed 19 against IU Northwest on Dec. 11, 2012.

This season, he has a pair of double-doubles and has quietly upped his scoring (6.8 ppg to 7.2 ppg) and rebounding (6.3 rpg to 8.3 rpg).

Since returning to the starting lineup five games ago, Goss is averaging 9.2 points and 10.6 rebounds per game.

STORY TELLER

In IUPUI's two wins this season, the Jags have held opponents to 34 percent shooting overall and 19 percent from three-point range.

In the Jaguars' eight losses, foes have shot 50.4 percent overall and 37.4 percent from beyond the arc.

Five of the eight opponents to have beaten the Jags have shot 50 percent or better from the floor.

In the Jags' two wins - IUPUI held Anderson to just 32.4 percent shooting and South Florida to 37 percent.

NEW LOOK JAGS

This year's team has a decidedly new look - a new head coach, only five returners and a largely new coaching staff.

Head coach Byron Rimm II took over on an interim basis this past fall, taking over for Indianapolis-native Jason Gardner. Rimm, who is the winningest head coach in Prairie View A&M history with 115 career wins, became the ninth head coach in IUPUI history after taking over for Gardner.

He has 10+ years of Division I head coaching experience and helped PVAMU to winning records in 2008-09 and 2009-10.

Beside him, Rimm boasts two new assistants on the sidelines as well as Brian Burton joined the program from UTEP in November and Aaron Evans joined the program as Director of Operations from nearby Marian University over the summer. Evans took the spot of Isaac Loechle, who was promoted from Director of Operations to Assistant Coach last summer.

ROSTER ASSEMBLY

IUPUI brings back five letterwinners from a season ago, including two starters (Elijah Goss & Grant Weatherford), the league's Sixth Man of the Year (Jaylen Minnett) and two reserves (Jakoby Kemp & Brandon Kenyon).

Two other transfers sat out last season and are now eligible (Marcus Burk & Jamil Jackson Jr.) and a third (Zo Tyson), joined the program as a graduate transfer.

The remaining members of the roster are all new faces in a JC-transfers (Isaiah Williams), a redshirt freshman transfer who's immediately eligible (Marlon Taylor) and three true freshmen (Mike DePersia, Sawyer Stoltz & Taveion White).

WHERE'D THEY GO?

IUPUI graduated the Horizon League's Defensive Player of the Year D.J. McCall, who's currently in Fort Wayne Mad Ants camp, vying for a spot in the G-League as a rookie. In addition, three-year starter Evan Hall also graduated on the inside, as did 7-foot-1 big man Ahmed Ismail.

The other key departure was second team All-Horizon League selection Camron Justice, who pursued a graduate transfer, and is now playing at Western Kentucky. The Jags also suffered two other defections at the start of the school year as local product Jack Hansen decided not to continue his college basketball career after appearing in 31 games last season.

The other came when highly touted freshman Calvin Temple opted to transfer to Louisiana at the start of the school year. Temple, a 6-foot-1 guard who was one of the top prep players from the state of Mississippi, practiced with the Jaguars during

BASKETBALL CENTRAL

IUPUI will be a big part of the center of the college basketball universe this March as the 2020 Horizon League Championships will be played at the Indiana Farmers Coliseum on Mar. 9-10 and the department will later serve as institutional co-host of an NCAA Men's Basketball Regional at Lucas Oil Stadium on Mar. 26-28, alongside the Horizon League and Indiana Sports Corporation.

Both the men's and women's Horizon League Semifinals (Mar. 9) and Championship games (Mar. 10) will be played at Indiana Farmers Coliseum as 2020 marks the first of a three-year rotation.



NEWS, NOTES & STORYLINES (CONT.)

the summer before opting to transfer.

LARGE CLASS

IUPUI entered the season with an eight-man junior class eligibility wise, tying for the eighth largest class in all of college basketball. Below are the lists of largest classes.

- 11 total: Navy (freshman class), Utah (freshman class)
- 10 total: Air Force (freshman class), TCU (freshman class)
- 9 total: Colorado (jr. class), CSU Bakersfield (jr. class), Middle Tenn. (jr. class)
- 8 total: Idaho (jr. class), IUPUI (jr. class)

FAMILY TIES

-DePersia comes from a notable basketball family in the state of New Jersey and he and his brothers - twins Rob and Nick - are one of just four sets of siblings in NJ high school basketball history to have all scored 1,000 points in their high school careers. DePersia led his Haddonfield squad to back-to-back state titles his junior and senior seasons. His two brothers went on to play collegiately at Rowan University and were named the Albert Carino Boys Basketball Club of South Jersey Small College Players of the Year last April while playing for former Penn State standout Joe Crispin. Rob recently joined the Villanova program as a graduate assistant.

-Kemp's older brother is a WR with the Kansas City Chiefs, Marcus Kemp. Kemp played at the University of Hawaii and is now in his second season with the Chiefs, having joined the team as an undrafted free agent in 2017.

GRADS

Two members of the IUPUI team have already completed their undergraduate work and are now pursuing Master's degrees. Grant Weatherford completed his undergraduate work last spring and is now pursuing a Master's degree and still has two years of eligibility ahead.

Colorado State-transfer Zo Tyson earned his degree this past summer and is now pursuing his Master's degree in Sports Journalism on the IUPUI campus.

PRO NOTES

In addition to the success that former IUPUI Jaguar George Hill is continuing to have in his 12th NBA season, IUPUI presently has six former players playing professionally all over the world.

- George Hill / Milwaukee Bucks
- Darell Combs / Mgzavrebi (Georgia Superleague)
- Alex Young / Beijing Bucks (China-NBL)
- D.J. McCall / Fort Wayne Mad Ants (G-League)
- Robert Glenn / Metros STGO (Dominican Republic LNB)
- Maurice Kirby / Shoot it Dragon (Thailand TBL)

AT THE HORN

Winning games at the horn has been a staple of recent IUPUI squads. In the past five seasons, IUPUI has won five games in the closing seconds, including three as time expired:

- P.J. Boutte - 15' floater at the horn vs. Ball State (71-69 / Nov. 22, 2014)
- Marcellus Barksdale - layup at the horn at IPFW (84-82 / Jan. 23, 2016)
- Jordan Pickett - wing 3 with :02 vs. NDSU (73-72 / Jan. 31, 2016)
- Darell Combs - wing J with :01.5 vs. SDSU (85-83 / Jan. 18, 2017)
- Evan Hall - layup at the horn vs. Milwaukee (72-71 / Jan. 10, 2018)

21 UP

Last February, Hall of Famer Matt Crenshaw became just the 3rd player in school history to have his jersey retired, joining #34 Carlos Knox and #3 George Hill, in the rafters.

Crenshaw finished as the program's all-time leader in assists and hit the game-winning shot in the 2003 Mid-Continent Conference Tournament to send IUPUI to the NCAA Tournament. He later played overseas and returned to IUPUI as a longtime member of the coaching staff before joining the Ball State coaching staff just prior to the start of last season.

Hill was among those to attend the festivities.



HUNTER TO THE HALL

Longtime IUPUI head coach Ron Hunter was inducted as part of the Jaguars' Hall of Fame Class of 2019 this past February.

Hunter, now the head coach at Tulane University, guided the IUPUI basketball program from 1994-2011 and is the program's all-time leader in wins (275), winning percentage (.557), games coached (494), winning seasons (11) and 20-win seasons (4). He guided IUPUI to its only ever NCAA Division I NCAA Tournament appearance in 2003. Led by future NBAer George Hill, his 2007-08 team won a school record 26 games and two years later, his team went 25-11 and collected the program's first-ever Division I postseason win. He was a two-time league Coach of the Year and clearly elevated the program during his tenure.

He earned national acclaim for his work with Samaritan's Feet as the first in the country to coach a game in his bare feet in January 2008 to raise awareness for those in need. He later personally delivered shoes to individuals in Peru and Costa Rica. He collected numerous honors for his philanthropic work including being named a 2008 ABC News Person of the Year, the 2010 Indiana Pathfinder Award recipient and an NABC Guardians of the Game Pillar Award for Service.

UNIVERSITY QUICK FACTS

Location	Indianapolis, Ind.
Founded	1969
Nickname	Jaguars
Colors	Red, gold & black
Enrollment	30,000
Affiliation	NCAA Division I
Conference	The Horizon League
Home Facility (Cap.)	Indiana Farmers Coliseum (6,800)
Chancellor	Dr. Nasser Paydar
Athletics Director	Dr. Roderick Perry
Website	www.IUPUIJags.com
Twitter	@IUPUIJaguars
Athletics Phone	(317) 278-5247
Mailing Address	1000 Waterway Blvd. Indianapolis, IN 46202

BASKETBALL HISTORY

First Yr. of basketball	1972
Seasons of basketball	48th
Seasons of Division I basketball	22nd
Division I (1998-pres.) Record	275-302 (.477)
NCAA Appearances	1
Last NCAA Appearance	2003
Last Postseason Appearance	2019 (CIT - First Round)

UNIVERSITY NOTES

ABOUT THE UNIVERSITY

IUPUI is a public research university located in downtown Indianapolis that is the result of a merger of the Purdue Indianapolis Extension Center (1946) and Indiana University Indianapolis (1916). The merger was completed in 1969 and athletics began in 1972.

The university offers more than 200 degree programs and boasts an enrollment over 30,000 (22,000 undergrad and 8,000 postgrad). The university also boasts an endowment of more than \$850 million.

The university is ranked among the Top 200 "National Universities" and ranked 7th for "Up and Coming Schools." U.S. News has ranked IUPUI among the nation's elite for 13 straight years.

All total, the campus covers 509 acres and is located along Indy's Cultural Trail. IUPUI includes the nation's largest nursing school, the second largest medical school in the country, the only dental school in the state, and the country's oldest school of physical education. IUPUI is among the top 20 campuses in the nation for graduate professional degrees conferred

ATHLETIC PROWESS

IUPUI was a primary beneficiary of the 1987 Pan-American Games in Indianapolis and continues to boast some world renowned facilities.

The IU Natatorium is located on the IUPUI campus and is among the best swimming & diving facilities in the world. It has hosted the U.S. Olympic Team Trials four different times and 12 NCAA National Championship meets. In addition, the 2017 World Juniors were held at IUPUI and 16 world records have been set in the Natatorium water.

Adjacent west is the Michael A. Carroll Track & Soccer Stadium which has hosted several USA Outdoor Track & Field Championships and NCAA Championships, along with the 1988 US Olympic Trials. Florence Griffith-Joyner set the 100m world record of 10.49 on the track.

In basketball circles, IUPUI is best known as the long-time host of the Nike All-American Camp, which was held on campus for two decades. The nation's top prep players and coaches from every level converged on campus for two weeks each summer in what was considered the elite college recruiting event of the year. Alum included LeBron James, Chris Webber, Allen Iverson, Kevin Garnett, Jason Kidd and Paul Pierce, among many others.

GEORGE HILL

IUPUI's best known basketball alum is current NBAer George Hill, who is in his 12th year in the league this season. Hill was originally drafted by the San Antonio Spurs (1st rd., 26th overall) in 2008.

He's played for the Spurs (2008-11), Indiana Pacers (2011-16), Utah Jazz (2016-17), Sacramento Kings (2017-18), Cleveland Cavaliers (2018) and Milwaukee Bucks (2018-pres.). He's played in more than 700 regular season games, making nearly 450 career starts and averaging 11.2 points per game in his NBA career.

Entering this season, he's played in 117 career playoff games, starting 90 times and averaging 12.3 points per game.



2019-2020 MISCELLANEOUS STATISTICS

IUPUI'S RECORD WHEN...

	'19-20 Overall	'19-20 Horizon	Under Rimm
Home:	1-1	0-0	1-1
Away:	1-5	0-0	1-5
Neutral:	0-2	0-0	0-2
Overtime:	0-0	0-0	0-0
Lead @ Halftime:	2-2	0-0	2-2
Trail @ Halftime:	0-6	0-0	0-6
Tied @ Halftime:	0-0	0-0	0-0
Leading w/ 5:00 left:	2-0	0-0	2-0
Trailing w/ 5:00 left:	0-7	0-0	0-7
Tied w/ 5:00 left:	0-1	0-0	0-1
Shooting 50% or better:	1-0	0-0	1-0
Shooting 40-50%:	1-3	0-0	1-3
Shooting less than 40%:	0-5	0-0	0-5
Opp. shoots 50% or better:	0-5	0-0	0-5
Opp. shoots 40-50%:	0-1	0-0	0-1
Opp. shoots less than 40%:	2-2	0-0	2-2
Shooting better % than opp.	2-0	0-0	2-0
Shooting worse % than opp.	0-8	0-0	0-8
Scoring less than 50:	0-1	0-0	0-1
Score 50-59 pts:	0-3	0-0	0-3
Score 60-69 pts:	0-2	0-0	0-2
Score 70-79 pts:	2-2	0-0	2-2
Score 80-89 pts:	0-0	0-0	0-0
Score 90+ pts:	0-0	0-0	0-0
Opp. scores less than 50:	0-0	0-0	0-0
Opp. scores 50-59 pts:	2-1	0-0	2-1
Opp. scores 60-69 pts:	0-0	0-0	0-0
Opp. scores 70-79 pts:	0-1	0-0	0-1
Opp. scores 80-89 pts:	0-4	0-0	0-4
Opp. scores 90+ pts:	0-2	0-0	0-2
Commit less TO than opp.	1-2	0-0	1-2
Commit more TO than opp.	1-6	0-0	1-6
Commit same TO as opp.	0-0	0-0	0-0
Outrebound opponent:	1-2	0-0	1-2
Outrebounded:	1-6	0-0	1-6
Rebounding is equal:	0-0	0-0	0-0
Bench outscores opp.:	1-0	0-0	1-0
Bench is outscored:	1-8	0-0	1-8
Bench scoring is equal:	0-0	0-0	0-0
Hit more FT than opp.:	1-1	0-0	1-1
Hit less FT than opp.:	1-7	0-0	1-7
Hit same FT as opp.:	0-0	0-0	0-0
Hit more 3's than opp.:	2-2	0-0	2-2
Hit less 3's than opp.:	0-4	0-0	0-4
Hit same 3's as opp.:	0-2	0-0	0-2
Decided by 5 pts or less:	0-2	0-0	0-2
Decided by 6-10 points:	0-2	0-0	0-2
Decided by 10+ points:	2-4	0-0	2-4
In home whites:	1-3	0-0	1-3
In road blacks:	1-4	0-0	1-4
In road reds:	0-1	0-0	0-1
7 in double-digits:	0-0	0-0	0-0
6 in double-digits:	0-0	0-0	0-0
5 in double-digits:	0-0	0-0	0-0
4 in double-digits:	0-0	0-0	0-0
3 in double-digits:	1-4	0-0	1-4
2 in double-digits:	1-2	0-0	1-2
1 in double-digits:	0-2	0-0	0-2
0 in double-digits:	0-0	0-0	0-0
On Mondays:	1-1	0-0	1-1
On Tuesdays:	0-1	0-0	0-1
On Wednesdays:	1-3	0-0	1-3
On Thursdays:	0-0	0-0	0-0
On Fridays:	0-0	0-0	0-0
On Saturdays:	0-3	0-0	0-3
On Sundays:	0-0	0-0	0-0
In November:	2-6	0-0	2-6
In December:	0-2	0-0	0-2
In January:	0-0	0-0	0-0
In February:	0-0	0-0	0-0
In March:	0-0	0-0	0-0

CAREER DOUBLE-DIGIT PERFORMANCES/STARTS/DUNKS

Double-Digit Scoring Gms		
Name	Sea	Car
Minnett	7	35
Goss	4	14
Burk	8	8
Weatherford	2	9
Williams	2	2

20+ Point Scoring Games		
Name	Sea	Car
Burk	5	5
Minnett	0	4
Weatherford	0	2

30+ Point Scoring Games		
Name	Sea	Car
Burk	1	1

Double-Digit Reb. Games		
Name	Sea	Car
Goss	3	11

Double-Doubles		
Name	Sea	Car
Goss	2	5

Games Started		
Name	Sea	Car
Burk	10	10
DePersia	6	6
Goss	7	32
Minnett	10	15
Tyson	8	8
Weatherford	4	37
Williams	5	5

Dunks		
Name	Sea	Car
Burk	1	1
Goss	8	49
Kemp	0	1
Kenyon	1	3
Tyson	5	5
Weatherford	0	1
Williams	1	1

TIMES LEADING THE TEAM IN...

Points		
Name	Sea	Car
Minnett	3	13
Burk	7	7
Weatherford	1	2
Goss	0	1

Rebounds		
Name	Sea	Car
Goss	2	23
Weatherford	1	3
Burk	2	2
Tyson	1	1
Minnett	1	1
Williams	1	1

Assists		
Name	Sea	Car
Weatherford	4	17
Minnett	3	15
DePersia	4	4
Goss	0	2
Tyson	1	1
Williams	1	1

Steals		
Name	Sea	Car
Minnett	4	13
Weatherford	2	12
Goss	2	10
Burk	3	3
DePersia	1	1
Kemp	1	1
Tyson	1	1

Blocked Shots		
Name	Sea	Car
Goss	5	21
Minnett	1	4
Tyson	2	2
Burk	1	1
Stoltz	1	1
White	1	1
Williams	1	1

SPECIALTY STATS

PP = Points in the Paint; POT = Points off Turnover; 2nd = 2nd Chance Points; BP = Bench Points

Opponent	Result	PP	POT	2nd	BP	Largest Lead	Largest Deficit	Lead Changes	Ties
#Tiffin	W, 81-77	38/34	12/32	2/10	12/28	11	4	20	12
at Butler	L, 47-80	22/50	7/19	15/11	8/15	0	33	0	0
at Bradley	L, 56-90	20/42	4/18	5/18	10/17	0	38	0	0
Anderson	W, 72-55	36/30	19/23	8/4	19/14	28	0	0	0
at South Florida	W, 70-53	26/20	27/15	7/10	12/15	19	7	22	9
at Loyola	L, 62-85	22/36	17/20	9/4	12/17	3	30	4	4
vs. Loyola (Md.)	L, 77-81	34/26	21/26	8/6	14/22	8	9	4	5
vs. Southern	L, 77-83	32/38	8/16	13/10	19/45	10	7	4	2
Evansville	L, 64-70	30/34	8/8	10/14	19/38	12	8	11	8
at Morehead State	L, 51-56	22/34	9/12	5/10	9/17	6	12	3	0
at Ball State	L, 54-102	20/26	2/20	16/21	7/33	2	48	1	1
IU South Bend									
Purdue Fort Wayne									
at Fresno State									
*Youngstown State									
*Cleveland State									
*at Milwaukee									
*at Green Bay									
*Wright State									
*Northern Kentucky									
*UIC									
*at Detroit Mercy									
*at Oakland									
*at Cleveland State									
*at Youngstown State									
*Green Bay									
*Milwaukee									
*at Northern Kentucky									
*at Wright State									
*at UIC									
*Oakland									
*Detroit Mercy									
*at HL 1st Rd.									
*at HL Quarters									
*at HL Semis									
*at HL Finals									
Totals		264/336	122/177	96/108	129/233			49	29
Averages		26.4/33.6	12.2/17.7	9.6/10.8	12.9/23.3			4.9	2.9

WIN/LOSS MARGINS

Wins	2													
Margin	1	2	3	4	5	6	7	8	9	10	11-15	16-20	21-29	30+
Losses				1	1	2							1	3

2019-2020 IUPUI STATISTICS

IUPUI Basketball IUPUI Combined Team Statistics (as of Dec 07, 2019) All games



RECORD:	OVERALL	HOME	AWAY	NEUTRAL
ALL GAMES	2-8	1-1	1-5	0-2
CONFERENCE	0-0	0-0	0-0	0-0
NON-CONFERENCE	2-8	1-1	1-5	0-2

##	Player	gp-gs	min	avg	Total		3-Point		F-Throw		Rebounds				pf	dq	a	to	blk	stl	pts	avg
					fg-fga	fg%	3fg-fga	3fg%	ft-fa	ft%	off	def	tot	avg								
14	BURK, Marcus	10-10	329	32.9	76-167	.455	33-75	.440	12-17	.706	6	26	32	3.2	32	1	13	24	1	15	197	19.7
00	MINNETT, Jaylen	10-10	322	32.2	45-128	.352	28-80	.350	12-18	.667	6	37	43	4.3	13	0	28	18	1	13	130	13.0
13	WILLIAMS, Isaiah	10-5	238	23.8	28-67	.418	2-4	.500	23-50	.460	19	31	50	5.0	33	2	12	26	2	3	81	8.1
32	GOSS, Elijah	10-7	234	23.4	30-72	.417	0-1	.000	12-22	.545	30	53	83	8.3	21	0	7	22	8	3	72	7.2
23	WEATHERFORD, Gra	10-4	307	30.7	23-47	.489	3-11	.273	11-18	.611	11	28	39	3.9	20	0	24	22	0	11	60	6.0
30	TYSON, Zo	10-8	165	16.5	15-26	.577	0-0	.000	6-9	.667	10	22	32	3.2	31	0	6	10	4	4	36	3.6
02	JACKSON JR., Jamil	7-0	75	10.7	5-22	.227	3-14	.214	6-9	.667	0	8	8	1.1	5	0	2	7	0	0	19	2.7
10	DePERSIA, Mike	10-6	247	24.7	9-30	.300	0-13	.000	5-12	.417	7	15	22	2.2	21	0	19	13	0	9	23	2.3
01	KEMP, Jakoby	2-0	17	8.5	2-9	.222	0-0	.000	0-0	.000	2	3	5	2.5	1	0	0	1	0	1	4	2.0
11	KENYON, Brandon	6-0	38	6.3	3-10	.300	1-5	.200	1-2	.500	2	6	8	1.3	9	0	0	1	0	2	8	1.3
15	WHITE, Taveion	7-0	14	2.0	0-1	.000	0-0	.000	0-0	.000	2	0	2	0.3	3	0	0	1	1	1	0	0.0
12	TAYLOR, Marlon	3-0	6	2.0	0-1	.000	0-0	.000	0-0	.000	0	1	1	0.3	0	0	0	1	0	1	0	0.0
20	STOLTZ, Sawyer	4-0	8	2.0	0-1	.000	0-0	.000	0-0	.000	0	2	2	0.5	0	0	0	2	1	0	0	0.0
Team											15	12	27					7				
Total.....		10	2000		236-581	.406	70-203	.345	88-157	.561	110	244	354	35.4	189	3	111	155	18	63	630	63.0
Opponents.....		10	2000		277-588	.471	77-229	.336	124-178	.697	98	271	369	36.9	155	2	154	124	42	70	755	75.5

TEAM STATISTICS	IUPUI	OPP
SCORING	630	755
Points per game	63.0	75.5
Scoring margin	-12.5	-
FIELD GOALS-ATT	236-581	277-588
Field goal pct	.406	.471
3 POINT FG-ATT	70-203	77-229
3-point FG pct	.345	.336
3-pt FG made per game	7.0	7.7
FREE THROWS-ATT	88-157	124-178
Free throw pct	.561	.697
F-Throws made per game	8.8	12.4
REBOUNDS	354	369
Rebounds per game	35.4	36.9
Rebounding margin	-1.5	-
ASSISTS	111	154
Assists per game	11.1	15.4
TURNOVERS	155	124
Turnovers per game	15.5	12.4
Turnover margin	-3.1	-
Assist/turnover ratio	0.7	1.2
STEALS	63	70
Steals per game	6.3	7.0
BLOCKS	18	42
Blocks per game	1.8	4.2
ATTENDANCE	2710	25030
Home games-Avg/Game	2-1355	6-4102
Neutral site-Avg/Game	-	2-210

Date	Opponent	Score	Att.
11/06/19	at Butler	L 47-80	7706
11/09/19	at Bradley	L 56-90	5518
11/11/19	ANDERSON (IN)	w 72-55	1051
^ 11/13/19	at South Fla.	w 70-53	2474
^ 11/20/19	at Loyola Chicago	L 62-85	2402
^ 11/25/19	vs Loyola Maryland	L 77-81	269
^ 11/26/19	vs Southern U.	L 77-83	152
11/30/19	EVANSVILLE	L 64-70	1659
12/04/19	at Morehead State	L 51-56	1776
12/07/19	at Ball St.	L 54-102	4733

^ = Cayman Islands Classic
* = Horizon League game

Score by Periods	1st	2nd	Totals
IUPUI	318	312	630
Opponents	355	400	755

2018-2019 IUPUI HORIZON LEAGUE ONLY STATISTICS

IUPUI Basketball IUPUI Combined Team Statistics (as of Mar 04, 2019) Conference games only



RECORD:	OVERALL	HOME	AWAY	NEUTRAL
ALL GAMES	8-10	6-3	2-7	0-0
CONFERENCE	8-10	6-3	2-7	0-0
NON-CONFERENCE	0-0	0-0	0-0	0-0

#	Player	gp-gs	min	avg	Total		3-Point		F-Throw		Rebounds				pf	dq	a	to	blk	stl	pts	avg
					fg-fga	fg%	3fg-fga	3fg%	ft-fa	ft%	off	def	tot	avg								
05	JUSTICE, Camron	18-18	610	33.9	100-249	.402	50-143	.350	62-76	.816	7	51	58	3.2	39	0	57	50	1	27	312	17.3
00	MINNETT, Jaylen	18-0	434	24.1	70-199	.352	44-136	.324	38-44	.864	6	30	36	2.0	29	0	37	29	2	14	222	12.3
24	HALL, Evan	18-18	477	26.5	87-162	.537	0-1	.000	12-40	.300	41	69	110	6.1	39	1	38	29	22	13	186	10.3
22	McCALL, D.J.	18-18	528	29.3	55-122	.451	6-18	.333	43-61	.705	42	74	116	6.4	41	2	35	34	4	25	159	8.8
15	ISMAIL, Ahmed	18-6	354	19.7	62-98	.633	3-4	.750	30-44	.682	47	53	100	5.6	48	3	16	26	9	2	157	8.7
32	GOSS, Elyjah	16-12	352	22.0	35-71	.493	2-10	.200	23-33	.697	32	62	94	5.9	31	0	11	18	13	10	95	5.9
23	WEATHERFORD, Gra	18-18	472	26.2	34-74	.459	8-16	.500	19-27	.704	15	32	47	2.6	47	2	45	32	2	22	95	5.3
10	ROGERS, Nick	17-0	250	14.7	27-54	.500	11-29	.379	15-22	.682	6	14	20	1.2	20	0	23	21	0	15	80	4.7
04	HANSEN, Jack	16-0	113	7.1	11-35	.314	2-12	.167	12-13	.923	8	10	18	1.1	8	0	3	4	0	4	36	2.3
02	KEMP, Jakoby	2-0	6	3.0	1-1	1.000	0-0	.000	0-2	.000	4	0	4	2.0	2	0	0	1	0	0	2	1.0
11	KENYON, Brandon	1-0	1	1.0	0-1	.000	0-1	.000	0-0	.000	0	0	0	0.0	0	0	0	0	0	0	0	0.0
55	ALSTON, Daniel	1-0	1	1.0	0-0	.000	0-0	.000	0-0	.000	0	1	1	1.0	0	0	0	1	0	0	0	0.0
25	JOHNSON, Trevor	2-0	3	1.5	0-1	.000	0-0	.000	0-0	.000	0	0	0	0.0	0	0	0	1	0	0	0	0.0
Team											40	23	63		1		10					
Total.....		18	3601		482-1067	.452	126-370	.341	254-362	.702	248	419	667	37.1	305	8	265	256	53	132	1344	74.7
Opponents.....		18	3601		471-1022	.461	169-430	.393	226-314	.720	166	385	551	30.6	333	9	270	244	80	135	1337	74.3

TEAM STATISTICS	IUPUI	OPP
SCORING	1344	1337
Points per game	74.7	74.3
Scoring margin	+0.4	-
FIELD GOALS-ATT	482-1067	471-1022
Field goal pct	.452	.461
3 POINT FG-ATT	126-370	169-430
3-point FG pct	.341	.393
3-pt FG made per game	7.0	9.4
FREE THROWS-ATT	254-362	226-314
Free throw pct	.702	.720
F-Throws made per game	14.1	12.6
REBOUNDS	667	551
Rebounds per game	37.1	30.6
Rebounding margin	+6.4	-
ASSISTS	265	270
Assists per game	14.7	15.0
TURNOVERS	256	244
Turnovers per game	14.2	13.6
Turnover margin	-0.7	-
Assist/turnover ratio	1.0	1.1
STEALS	132	135
Steals per game	7.3	7.5
BLOCKS	53	80
Blocks per game	2.9	4.4
ATTENDANCE	12104	22192
Home games-Avg/Game	9-1345	9-2466
Neutral site-Avg/Game	-	0-0

Date	Opponent		Score	Att.
* 12/28/18	at Northern Ky.	L	77-92	3303
* 12/30/18	at Wright State	L	64-72	3795
* 01/04/19	at UIC	W	66-64	2077
* 01/10/19	CLEVELAND ST.	W	90-74	1191
* 01/12/19	YOUNGSTOWN ST.	L	76-82	890
* 01/17/19	at Green Bay	W	76-70	2655
* 01/19/19	at Milwaukee	L	57-64	1613
* 01/24/19	OAKLAND	W	73-71	2285
* 01/26/19	DETROIT MERCY	W	80-65	1482
* 02/01/19	NORTHERN KY.	W	83-77	1169
* 02/03/19	WRIGHT ST.	L	74-79	1112
* 02/09/19	UIC	L	75-76	1141
* 02/14/19	at Youngstown State	L	73-75	1697
* 02/16/19	at Cleveland State	L	86-89	1567
* 02/22/19	MILWAUKEE	W	67-60	1405
* 02/24/19	GREEN BAY	W	79-68	1429
* 02/28/19	at Detroit Mercy	L	85-87	1786
* 03/02/19	at OAKLAND	L	63-72	3699

\$ = Fort Myers Tip-Off (campus sites)
& - Fort Myers Tip-Off (Niagara, N.Y.)
* = Horizon League game

Score by Periods	1st	2nd	Totals
IUPUI	608	736	1344
Opponents	644	693	1337

2019-2020 STATISTICAL SPLITS

Wins (2 total)

Wins (2 total)				Total		3-Point		F-Throw		Rebounds													
#	Player	gp-gs	min	avg	fg-fga	fg%	3fg-fga	3fg%	ft-fa	ft%	off	def	tot	avg	pf	dq	a	to	blk	stl	pts	avg	
14	BURK, Marcus	2-2	66	33.0	20-33	.606	8-14	.571	3-3	1.000	2	9	11	5.5	4	0	4	7	0	5	51	25.5	
00	MINNETT, Jaylen	2-2	63	31.5	11-28	.393	8-19	.421	4-5	.800	1	7	8	4.0	3	0	10	5	0	5	34	17.0	
13	WILLIAMS, Isaiah	2-2	44	22.0	6-14	.429	1-2	.500	3-9	.333	4	5	9	4.5	8	0	1	3	0	0	16	8.0	
32	GOSS, Elyjah	2-0	35	17.5	5-12	.417	0-0	.000	4-7	.571	4	10	14	7.0	3	0	3	3	2	0	14	7.0	
23	WEATHERFORD, Gra	2-0	57	28.5	5-5	1.000	0-0	.000	2-2	1.000	3	9	12	6.0	2	0	5	4	0	4	12	6.0	
10	DePERSIA, Mike	2-2	63	31.5	4-7	.571	0-3	.000	0-1	.000	3	7	10	5.0	5	0	3	8	0	3	8	4.0	
11	KENYON, Brandon	1-0	9	9.0	1-3	.333	0-1	.000	0-0	.000	1	3	4	4.0	3	0	0	1	0	0	2	2.0	
02	JACKSON JR., Jamil	2-0	26	13.0	1-9	.111	1-6	.167	0-0	.000	0	4	4	2.0	2	0	2	2	0	0	3	1.5	
30	TYSON, Zo	2-2	20	10.0	1-4	.250	0-0	.000	0-0	.000	0	5	5	2.5	6	0	0	3	0	1	2	1.0	
20	STOLTZ, Sawyer	1-0	4	4.0	0-0	.000	0-0	.000	0-0	.000	0	2	2	2.0	0	0	0	2	1	0	0	0.0	
12	TAYLOR, Marlon	1-0	4	4.0	0-1	.000	0-0	.000	0-0	.000	0	1	1	1.0	0	0	0	1	0	1	0	0.0	
15	WHITE, Taveion	2-0	9	4.5	0-1	.000	0-0	.000	0-0	.000	2	0	2	1.0	2	0	0	1	1	1	0	0.0	
Team											4	2	6				5						
Total.....		2	400		54-117	.462	18-45	.400	16-27	.593	24	64	88	44.0	38	0	28	45	4	20	142	71.0	
Opponents.....		2	400		42-122	.344	9-47	.191	15-30	.500	25	43	68	34.0	28	1	16	36	9	22	108	54.0	

Losses (8 total)

Losses (8 total)					Total	3-Point	F-Throw	Rebounds														
##	Player	gp-gs	min	avg	fg-fga	fg%	3fg-fga	3fg%	ft-fta	ft%	off	def	tot	avg	pf	dq	a	to	blk	stl	pts	avg
14	BURK, Marcus	8-8	263	32.9	56-134	.418	25-61	.410	9-14	.643	4	17	21	2.6	28	1	9	17	1	10	146	18.3
00	MINNETT, Jaylen	8-8	259	32.4	34-100	.340	20-61	.328	8-13	.615	5	30	35	4.4	10	0	18	13	1	8	96	12.0
13	WILLIAMS, Isaiah	8-3	194	24.3	22-53	.415	1-2	.500	20-41	.488	15	26	41	5.1	25	2	11	23	2	3	65	8.1
32	GOSS, Elyjah	8-7	199	24.9	25-60	.417	0-1	.000	8-15	.533	26	43	69	8.6	18	0	4	19	6	3	58	7.3
23	WEATHERFORD, Gra	8-4	250	31.3	18-42	.429	3-11	.273	9-16	.563	8	19	27	3.4	18	0	19	18	0	7	48	6.0
30	TYSON, Zo	8-6	145	18.1	14-22	.636	0-0	.000	6-9	.667	10	17	27	3.4	25	0	6	7	4	3	34	4.3
02	JACKSON JR., Jamil	5-0	49	9.8	4-13	.308	2-8	.250	6-9	.667	0	4	4	0.8	3	0	0	5	0	0	16	3.2
01	KEMP, Jakoby	2-0	17	8.5	2-9	.222	0-0	.000	0-0	.000	2	3	5	2.5	1	0	0	1	0	1	4	2.0
10	DePERSIA, Mike	8-4	184	23.0	5-23	.217	0-10	.000	5-11	.455	4	8	12	1.5	16	0	16	5	0	6	15	1.9
12	KENYON, Brandon	5-0	29	5.8	2-7	.286	1-4	.250	1-2	.500	1	3	4	0.8	6	0	0	0	0	2	6	1.2
11	TAYLOR, Marlon	2-0	2	1.0	0-0	.000	0-0	.000	0-0	.000	0	0	0	0.0	0	0	0	0	0	0	0	0.0
15	WHITE, Taveion	5-0	5	1.0	0-0	.000	0-0	.000	0-0	.000	0	0	0	0.0	1	0	0	0	0	0	0	0.0
20	STOLTZ, Sawyer	3-0	4	1.3	0-1	.000	0-0	.000	0-0	.000	0	0	0	0.0	0	0	0	0	0	0	0	0.0
Team											11	10	21				2					
Total.....		8	1600		182-464	.392	52-158	.329	72-130	.554	86	180	266	33.2	151	3	83	110	14	43	488	61.0
Opponents.....		8	1600		235-466	.504	68-182	.374	109-148	.736	73	228	301	37.6	127	1	138	88	33	48	647	80.9

Home (1-1)

Home (1-1)				Total		3-Point		F-Throw		Rebounds															
#	Player	gp-gs	min	avg	fg-fga	fg%	3fg-fga	3fg%	ft-fa	ft%	off	def	tot	avg	pf	dq	a	to	blk	stl	pts	avg			
14	BURK, Marcus	2-2	65	32.5	17-38	.447	6-15	.400	3-5	.600	0	2	2	1.0	5	0	5	4	1	4	43	21.5			
00	MINNETT, Jaylen	2-2	65	32.5	12-31	.387	7-21	.333	4-6	.667	0	9	9	4.5	6	0	7	1	0	1	35	17.5			
13	WILLIAMS, Isaiah	2-1	50	25.0	8-15	.533	0-1	.000	6-15	.400	5	10	15	7.5	8	0	4	4	0	0	22	11.0			
32	GOSS, Elyjah	2-1	42	21.0	8-17	.471	0-0	.000	3-7	.429	5	14	19	9.5	4	0	1	3	1	1	19	9.5			
23	WEATHERFORD, Gra	2-0	54	27.0	4-7	.571	0-0	.000	2-2	1.000	6	9	15	7.5	3	0	5	4	0	3	10	5.0			
10	DePERSIA, Mike	2-2	53	26.5	2-6	.333	0-3	.000	1-3	.333	1	6	7	3.5	3	0	1	5	0	1	5	2.5			
11	KENYON, Brandon	1-0	9	9.0	1-3	.333	0-1	.000	0-0	.000	1	3	4	4.0	3	0	0	1	0	0	2	2.0			
30	TYSON, Zo	2-2	27	13.5	0-2	.000	0-0	.000	0-0	.000	1	6	7	3.5	5	0	1	2	0	0	0	0.0			
20	STOLTZ, Sawyer	1-0	4	4.0	0-0	.000	0-0	.000	0-0	.000	0	2	2	2.0	0	0	0	2	1	0	0	0.0			
02	JACKSON JR., Jamil	1-0	17	17.0	0-5	.000	0-3	.000	0-0	.000	0	4	4	4.0	0	0	2	0	0	0	0	0.0			
12	TAYLOR, Marlon	1-0	4	4.0	0-1	.000	0-0	.000	0-0	.000	0	1	1	1.0	0	0	0	1	0	1	0	0.0			
15	WHITE, Taveion	2-0	10	5.0	0-1	.000	0-0	.000	0-0	.000	2	0	2	1.0	2	0	0	1	1	1	0	0.0			
Team											4	5	9				2								
Total.....		2	400		52-126	.413	13-44	.295	19-38	.500	25	71	96	48.0	39	0	26	30	4	12	136	68.0			
Opponents.....		2	400		47-131	.359	9-47	.191	22-31	.710	19	58	77	38.5	34	1	19	21	10	13	125	62.5			

Road/Neutral (1-7)

Road/Neutral (1-7)			Total				3-Point		F-Throw		Rebounds													
#	Player	gp-gs	min	avg	fg-fga	fg%	3fg-fga	3fg%	ft-fita	ft%	off	def	tot	avg	pf	dq	a	to	blk	stl	pts	avg		
14	BURK, Marcus	8-8	264	33.0	59-129	.457	27-60	.450	9-12	.750	6	24	30	3.8	27	1	8	20	0	11	154	19.3		
10	MINNETT, Jaylen	8-8	257	32.1	33-97	.340	21-59	.356	8-12	.667	6	28	34	4.3	7	0	21	17	1	12	95	11.9		
13	WILLIAMS, Isaiah	8-4	188	23.5	20-52	.385	2-3	.667	17-35	.486	14	21	35	4.4	25	2	8	22	2	3	59	7.4		
32	GOSS, Elyjah	8-6	192	24.0	22-55	.400	0-1	.000	9-15	.600	25	39	64	8.0	17	0	6	19	7	2	53	6.6		
23	WEATHERFORD, Gra	8-4	253	31.6	19-40	.475	3-11	.273	9-16	.563	5	19	24	3.0	17	0	19	18	0	8	50	6.3		
30	TYSON, Zo	8-6	138	17.3	15-24	.625	0-0	.000	6-9	.667	9	16	25	3.1	26	0	5	8	4	4	36	4.5		
02	JACKSON JR., Jamil	6-0	58	9.7	5-17	.294	3-11	.273	6-9	.667	0	4	4	0.7	5	0	0	7	0	0	19	3.2		
10	DePERSIA, Mike	8-4	194	24.3	7-24	.292	0-10	.000	4-9	.444	6	9	15	1.9	18	0	18	8	0	8	18	2.3		
01	KEMP, Jakoby	2-0	17	8.5	2-9	.222	0-0	.000	0-0	.000	2	3	5	2.5	1	0	0	1	0	1	4	2.0		
11	KENYON, Brandon	5-0	29	5.8	2-7	.286	1-4	.250	1-2	.500	1	3	4	0.8	6	0	0	0	0	2	6	1.2		
15	WHITE, Taveion	5-0	4	0.8	0-0	.000	0-0	.000	0-0	.000	0	0	0	0.0	1	0	0	0	0	0	0	0.0		
12	TAYLOR, Marlon	2-0	2	1.0	0-0	.000	0-0	.000	0-0	.000	0	0	0	0.0	0	0	0	0	0	0	0	0.0		
20	STOLTZ, Sawyer	3-0	4	1.3	0-1	.000	0-0	.000	0-0	.000	0	0	0	0.0	0	0	0	0	0	0	0	0.0		
Team											11	7	18				5							
Total.....		8	1600		184-455	.404	57-159	.358	69-119	.580	85	173	258	32.2	150	3	85	125	14	51	494	61.8		
Opponents.....		8	1600		230-457	.503	68-182	.374	102-147	.694	79	213	292	36.5	121	1	135	103	32	57	630	78.8		

2019-2020 INDIVIDUAL SUPERLATIVES

	IUPUI	Opponent
Points	32- Burk vs. Loyola (Md.) (11/25/19)	26- Sean McDermott at Butler (11/6/19)
Field Goals Made	12- Burk vs. Loyola (Md.) (11/25/19)	10- twice
Field Goals Attempted	21- three times	17- twice
Highest FG Pct. (min. 5 made)	.714 (10-14)- Burk at South Florida (11/13/19)	.909 (10-11)- Sean McDermott at Butler (11/6/19)
3-Pt Field Goals Made	7- Burk vs. Loyola (Md.) (11/25/19)	4- three times
3-Pt Field Goals Attempted	14- Burk vs. Southern (11/26/19)	10- Justin Brown at South Florida (11/13/19)
3-Pt FG Pct. (min. 3 made)	.800 (4-5)- Burk at South Florida (11/13/19)	1.000 (3-3)- Lamarcus Lee vs. Southern (11/26/19)
Free Throws Made	5- three times	8- twice
Free Throws Attempted	10- Williams vs. Evansville (11/30/19)	8- twice
Free Throw Pct. (min. 5 made)	.833 (5-6)- Williams at Loyola Chicago (11/20/19)	1.000 (8-8)- twice
Offensive Rebounds	7- Goss at Ball St. (12/7/19)	5- twice
Defensive Rebounds	15- Goss at Morehead St. (12/4/19)	11- twice
Total Rebounds	17- Goss at Morehead St. (12/4/19)	15- twice
Assists	7- Minnett at South Florida (11/13/19)	10- Darrell Brown at Bradley (11/9/19)
Turnovers	6- Minnett vs. Loyola (Md.) (11/25/19)	5- three times
Blocked Shots	3- Tyson vs. Southern (11/26/19)	6- Tahjai Teague at Ball St. (12/7/19)
Steals	4- twice	7- Laquincy Rideau at South Florida (11/13/19)
Minutes Played (regulation game)	38- three times	40-Aaron Thompson at Butler (11/6/19)
Minutes Played (OT game)		

2019-2020 TEAM SUPERLATIVES

IUPUI High	IUPUI Low	Statistical Category	Opponent High	Opponent Low
77 - twice	47 - at Butler (11/6)	Points	102 - at Ball St. (12/7/19)	53 - at South Florida (11/13)
49 - Anderson (11/11)	12 - at Morehead St. (12/4)	1st Half Points	47 - at Bradley (11/9)	24 - at Morehead St. (12/4)
41 - Loyola (Md.) (11/25)	21 - at Butler (11/6)	2nd Half Points	62 - at Ball St. (12/7/19)	17 - at South Florida (11/13)
29 - twice	19 - twice	Field Goals	35 - at Butler (11/6)	20 - at South Florida (11/13)
68 - Anderson (11/11)	49 - at South Florida (11/13)	Field Goal Attempts	68 - Anderson (11/11)	44 - at Loyola (11/20)
.510 - at South Florida (11/13)	.302 - at Ball St. (12/7/19)	FG Percentage	.614 - at Loyola (11/20)	.324 - Anderson (11/11)
10 - twice	3 - at Butler (11/6)	3-Point Field Goals	15 - at Ball St. (12/7/19)	4 - twice
26 - Anderson (11/11)	14 - at Ball St. (12/7/19)	3-Point Field Goal Att.	34 - at Ball St. (12/7/19)	14 - at Butler (11/6)
.526 - at South Florida (11/13)	.143 - at Butler (11/6)	3-Point FG Percentage	.563 - at Loyola (11/20)	.167 - Anderson (11/11)
16 - vs. Southern (11/26)	2 - at Butler (11/6)	Free Throws	23 - at Ball St. (12/7/19)	4 - at Butler (11/6)
24 - twice	8 - at Butler (11/6)	Free Throw Attempts	29 - at Ball St. (12/7/19)	9 - at Butler (11/6)
.769 - at South Florida (11/13)	.250 - at Butler (11/6)	Free Throw Percentage	.917 - at Loyola (11/20)	.444 - twice
17 - at Ball St. (12/7/19)	7 - at Bradley (11/9)	Offensive Rebounds	18 - at South Florida (11/13)	2 - at Loyola (11/20)
42 - Anderson (11/11)	16 - at Loyola (11/20)	Defensive Rebounds	35 - at Morehead St. (12/4)	17 - at South Florida (11/13)
58 - Anderson (11/11)	28 - at Loyola (11/20)	Total Rebounds	46 - twice	25 - at Loyola (11/20)
23 - twice	14 - at Butler (11/6)	Fouls	21 - vs. Southern (11/26)	12 - at Morehead St. (12/4)
16 - Loyola (Md.) (11/25)	2 - at Ball St. (12/7/19)	Assists	21 - at Butler (11/6)	8 - twice
23 - Anderson (11/11)	7 - vs. Evansville (11/30)	Turnovers	23 - at South Florida (11/13)	7 - at Bradley (11/9)
4 - twice	0 - three times	Blocked Shots	8 - twice	1 - vs. Southern (11/26)
11 - Loyola (Md.) (11/25)	2 - vs. Evansville (11/30)	Steals	12 - at South Florida (11/13)	2 - vs. Southern (11/26)

2019-2020 GAME-BY-GAME LEADERS / STARTING FIVES

Opponent	Starting 5 (alphabetically)	Points	Rebounds	Assists	Blocks	Steals
#Tiffin	Burk-Goss-Minnett-Weatherford-Williams	Burk (31)	Goss (11)	Burk/Minnett (4)	Goss (4)	Burk (6)
at Butler	Burk-Goss-Minnett-Weatherford-Williams	Burk (17)	4 tied w/ (5)	DePersia/Tyson (2)	3 tied w/ (1)	Tyson (3)
at Bradley	Burk-Goss-Minnett-Weatherford-Williams	Minnett (17)	Goss (8)	Weatherford (4)	Goss (2)	Burk (2)
Anderson	Burk-DePersia-Minnett-Tyson-Williams	Burk (25)	Goss (10)	Weatherford (4)	3 tied w/ (1)	Burk (4)
at South Fla.	Burk-DePersia-Minnett-Tyson-Williams	Burk (26)	Burk (9)	Minnett (7)	Goss (1)	Minnett (4)
at Loyola (Ill.)	Burk-DePersia-Minnett-Tyson-Williams	Burk (23)	Goss (5)	DePersia (4)	none	DePersia (3)
vs. Loyola (Md.)	Burk-DePersia-Goss-Minnett-Tyson	Burk (32)	Goss (13)	Williams (5)	none	Minnett (3)
vs. Southern	Burk-DePersia-Goss-Minnett-Tyson	Burk (27)	Tyson/Williams (6)	Weatherford (4)	Tyson (3)	Weatherford (3)
Evansville	Burk-DePersia-Goss-Minnett-Tyson	Burk/Minnett (18)	Goss (9)	Minnett (4)	Burk (1)	Goss/Weatherford (1)
at Morehead State	Burk-Goss-Minnett-Tyson-Weatherford	Weatherford (17)	Goss (17)	DePersia/Minnett (3)	Goss/Williams (2)	Minnett (3)
at Ball State	Burk-Goss-Minnett-Tyson-Weatherford	Minnett (17)	Goss (9)	DePersia/Weatherford (1)	none	4 tied w/ (1)
IU South Bend						
Purdue Fort Wayne						
at Fresno State						
*Youngstown State						
*Cleveland State						
*at Milwaukee						
*at Green Bay						
*Wright State						
*Northern Kentucky						
*UIC						
*at Detroit Mercy						
*at Oakland						
*at Cleveland State						
*at Youngstown State						
*Green Bay						
*Milwaukee						
*at Northern Kentucky						
*at Wright State						
*at UIC						
*Oakland						
*Detroit Mercy						
HL 1st Rd.						
HL 2nd Rd.						
HL Semis						
HL Finals						

2019-2020 COMPARISON STATISTICS

Opponent	1st	2nd	Score	Mar	Total FG	FG Pct	3-Pointers	3FG Pct	Free Throws	FT Pct	Rebounds	Assist	T/Over	Block	Steal	Fouls
Butler	26/36	21/44	47-80	(33)	21-57/35-59	.368/.593	3-21/6-14	.143/.429	2-8/4-9	.250/.444	30/36 (6)	7/21	14/9	3/4	5/6	14/13
Bradley	23/47	33/43	56-90	(34)	19-54/32-67	.352/.478	7-24/9-27	.292/.333	11-17/17-22	.647/.773	30/46 (16)	10/19	15/7	2/2	4/4	18/15
ANDERSON (IN)	49/29	23/26	72-55	+17	29-68/22-68	.426/.324	8-26/4-24	.308/.167	6-14/7-12	.429/.583	58/33 +25	13/8	23/13	3/6	10/10	20/14
South Fla.	38/36	32/17	70-53	+17	25-49/20-54	.510/.370	10-19/5-23	.526/.217	10-13/8-18	.769/.444	30/35 (5)	15/8	22/23	1/3	10/12	18/14
Loyola Chicago	31/39	31/46	62-85	(23)	23-56/27-44	.411/.614	10-22/9-16	.455/.563	6-9/22-24	.667/.917	28/25 +3	13/16	15/14	0/4	6/7	20/15
Loyola Maryland	36/39	41/42	77-81	(4)	29-60/28-54	.483/.519	9-22/13-29	.409/.448	10-19/12-19	.526/.632	35/30 +5	16/20	19/17	0/2	11/11	23/16
Southern U.	42/38	35/45	77-83	(6)	27-56/34-60	.482/.567	7-20/7-17	.350/.412	16-24/8-12	.667/.667	30/36 (6)	13/17	10/12	4/1	4/2	17/21
EVANSVILLE	37/27	27/43	64-70	(6)	23-58/25-63	.397/.397	5-18/5-23	.278/.217	13-24/15-19	.542/.789	38/44 (6)	13/11	7/8	1/4	2/3	19/20
Morehead State	12/24	39/32	51-56	(5)	21-60/22-61	.350/.361	6-17/4-22	.353/.182	3-10/8-14	.300/.571	40/46 (6)	9/14	14/12	4/8	7/6	17/12
Ball St.	24/40	30/62	54-102	(48)	19-63/32-58	.302/.552	5-14/15-34	.357/.441	11-19/23-29	.579/.793	35/38 (3)	2/20	16/9	0/8	4/9	23/15

Note: Game totals are displayed in the format TEAM/OPPONENT for each category

2019-2020 POINTS-REBOUNDS-ASSISTS

Opponent	Date	Score	00	01	02	10	11	12	13
			MINNETT,JA	KEMP,JAKOB	JACKSON JR	DEPERISIA,M	KENYON,BRA	TAYLOR,MAR	WILLIAMS,I
at Butler	11/06/19	47-80	L 7-5-0	DNP	DNP	0-2-2	DNP	DNP	3-4-1
at Bradley	11/09/19	56-90	L 17-3-2	DNP	6-2-0	2-2-1	0-1-0	DNP	9-5-1
ANDERSON (IN)	11/11/19	72-55	w 17-5-3	DNP	0-4-2	4-6-0	2-4-0	0-1-0	7-7-1
at South Fla.	11/13/19	70-53	w 17-3-7	DNP	3-0-0	4-4-3	DNP	DNP	9-2-0
at Loyola Chicago	11/20/19	62-85	L 6-4-3	DNP	7-0-0	4-2-4	3-2-0	0-0-0	9-4-1
vs Loyola Maryland	11/25/19	77-81	L 12-6-3	DNP	0-0-0	1-0-3	3-1-0	DNP	7-5-5
vs Southern U.	11/26/19	77-83	L 6-5-3	DNP	0-0-0	7-2-1	DNP	0-0-0	13-6-0
EVANSVILLE	11/30/19	64-70	L 18-4-4	DNP	DNP	1-1-1	DNP	DNP	15-8-3
at Morehead State	12/04/19	51-56	L 13-5-3	2-3-0	DNP	0-1-3	0-0-0	DNP	7-5-0
at Ball St.	12/07/19	54-102	L 17-3-0	2-2-0	3-2-0	0-2-1	0-0-0	DNP	2-4-0

Opponent	Date	Score	14	15	20	23	30	32
			BURK,MARCU	WHITE,TAVE	STOLTZ,SAW	WEATHERFOR	TYSON,ZO	GOSS,ELYJA
at Butler	11/06/19	47-80	L 17-5-1	DNP	DNP	6-5-1	8-5-2	6-3-0
at Bradley	11/09/19	56-90	L 15-3-1	0-0-0	0-0-0	1-1-4	2-3-0	4-8-1
ANDERSON (IN)	11/11/19	72-55	w 25-2-2	0-2-0	0-2-0	6-9-4	0-3-0	11-10-1
at South Fla.	11/13/19	70-53	w 26-9-2	0-0-0	DNP	6-3-1	2-2-0	3-4-2
at Loyola Chicago	11/20/19	62-85	L 23-3-0	0-0-0	0-0-0	0-0-3	8-4-1	2-5-1
vs Loyola Maryland	11/25/19	77-81	L 32-3-1	DNP	DNP	4-5-4	4-1-0	14-13-0
vs Southern U.	11/26/19	77-83	L 27-2-2	0-0-0	DNP	6-1-4	8-6-2	10-5-1
EVANSVILLE	11/30/19	64-70	L 18-0-3	0-0-0	DNP	4-6-1	0-4-1	8-9-0
at Morehead State	12/04/19	51-56	L 8-4-1	DNP	DNP	17-2-1	0-2-0	4-17-1
at Ball St.	12/07/19	54-102	L 6-1-0	0-0-0	0-0-0	10-7-1	4-2-0	10-9-0

THE LAST MEETING - IUPUI 92, IU SOUTH BEND 56 (DEC. 12, 2009 - INDIANAPOLIS)

BENCH FUELS JAGS IN 92-56 BLITZ OF IU SOUTH BEND

INDIANAPOLIS (Dec. 9, 2009) - The IUPUI basketball team hit 57 percent from the floor and put four players in double-digits as it carved up IU South Bend in a 92-56 win in The Jungle on Saturday afternoon. Senior Robert Glenn scored a game-high 24 and sophomore Christian Siakam notched the first IUPUI double-double of the season, finishing with a career-high 13 points and 11 rebounds off the bench.

A lethargic start had IUPUI (8-3) leading by just one more than eight minutes in before the Jaguars seemingly landed the knockout blow with a 10-0 run, making it 29-18 at the 9:41 mark. Glenn did the bulk of the damage during the run, scoring a layup off a John Ashworth feed and later rebounding a teammate's missed free throw and converting that into a three-point play.

The lead ballooned to 48-29 by halftime as Siakam scored the Jags' final seven of the half. IUPUI shot 58 percent from the floor and outrebounded the Titans 23-13 before the break.

"I didn't necessarily like the energy we came out with, but Christian really gave us a lift in the first half. He's playing with more confidence and it gives me more confidence to put him in games," IUPUI Head Coach Ron Hunter said. "We came out flat, but some of the guys off the bench gave us that lift that we needed and I think that helped get Rob and Alex going. We're going to need them to continue to play like that during the conference."

With the win seemingly in hand, the starting unit opened the second half with a 15-2 run, forcing six IUSB (2-11) turnovers in the process. From there, the bench held serve, including getting 12 second half points from freshman sharpshooter Sean Esposito and two late buckets from junior Anthony Williams.

The reserves hit 14-of-22 from the floor to outscore IUSB's bench, 35-7.

Of the starters, Glenn made his first eight field goal attempts of the game in his 10-of-13 shooting effort and sophomore Alex Young added 16 points before fouling out. Ashworth steadied the ship for most of the day, handing out a career-high nine assists against just one turnover.

"Rob's playing at a really high level right now," Hunter said. "He can really score the basketball in a number of different ways. He never really took over the game today, but at the end of the game, you look at the box score and he's got 24 points and seven rebounds."

"Ashworth just did what he does. He got everyone involved and put them in positions to make shots."

Indianapolis-native Terry Hill paced IUSB with 17 points and four rebounds.

IUPUI outrebounded the smaller Titans 40-27 and outscored them 48-18 in the paint.

"We wanted to control the game on the inside - that was one of our objectives coming in," Hunter said. "Aside from the first eight to 10 minutes, I thought we did that."

IUPUI now leads the all-time series with IUSB 11-1 and improved to 4-0 inside The Jungle this season. The four wins have come by more than 25 points per game.

"We've traditionally played well and home. Last year we didn't, but we've had a lot of success in this building," Hunter said. "Hopefully this place will be loud when Duquesne comes in next weekend. They're one of the best teams that's come in here in the past 10 years, so it should be a good game."

IU South Bend 56 • 2-11

#	Player		Total		3-Ptr	FG-FTA	FT-FTA	Rebounds			PF	TP	A	TO	Blk	Stl	Min.
			FG-FGA	FG-FGA				Off	Def	Tot							
02	WERNER, Ben	f	5-10	0-0	1-4	1	3	4	3	11	2	5	0	0	0	29	
40	HILL, Terry	f	5-10	3-4	4-6	3	1	4	2	17	1	4	1	0	0	25	
42	STOOPS, Josh	c	2-5	0-0	0-0	2	1	3	3	4	0	1	0	1	0	23	
04	COMPARATO, Mark	g	2-9	2-9	0-0	0	3	3	4	6	2	2	0	0	0	28	
30	MORRIS, Dylan	g	3-5	3-4	2-2	1	2	3	3	11	4	5	0	1	0	25	
12	DAVIS, Timmy		0-2	0-1	0-0	0	1	1	1	0	1	0	0	0	0	5	
14	EUBANK, Demon		1-1	1-1	0-1	0	1	1	0	3	1	0	0	0	0	11	
20	KUNDE, Dan		0-4	0-3	0-0	2	1	3	1	0	3	1	0	2	0	24	
22	EUBANK, Ramone		1-1	0-0	0-0	0	0	0	0	2	0	1	0	2	0	9	
50	BROOKS, Quinn		1-6	0-3	0-0	0	1	1	0	2	0	3	0	0	0	21	
Team						2	2	4									
Totals			20-53	9-25	7-13	11	16	27	17	56	14	22	1	6		200	

FG % 1st Half: 9-26 34.6% 2nd half: 11-27 40.7% Game: 20-53 37.7%
 3FG % 1st Half: 5-15 33.3% 2nd half: 4-10 40.0% Game: 9-25 36.0%
 FT % 1st Half: 6-11 54.5% 2nd half: 1-2 50.0% Game: 7-13 53.8%

Deadball
Rebounds
2

IUPUI 92 • 8-3

#	Player		Total		3-Ptr	Rebounds			PF	TP	A	TO	Blk	Stl	Min
			FG-FGA	FG-FGA		FT-FTA	Off	Def							
05	YOUNG, Alex	f	6-14	1-4	3-4	2	1	3	5	16	2	2	0	2	24
23	GLENN, Robert	f	10-13	0-0	4-7	4	3	7	1	24	3	1	2	0	23
54	PETTIFORD, Billy	f	1-1	0-0	2-2	0	5	5	2	4	4	2	0	3	22
01	NOBLES, Leroy	g	3-9	1-4	1-2	0	2	2	2	8	3	1	0	1	21
42	ASHWORTH, John	g	2-4	1-3	0-0	0	2	2	0	5	9	1	0	2	32
13	MAZANOWSKI, David		0-1	0-1	0-2	0	0	0	0	0	0	0	0	0	1
15	ESPOSITO, Sean		4-7	4-6	0-0	0	0	0	0	12	1	1	1	0	22
20	EVERY, Jon		3-5	0-0	0-0	2	4	6	0	6	0	2	0	3	24
32	WILLIAMS, Anthony		2-2	0-0	0-0	1	0	1	0	4	0	2	0	0	7
55	SIKAM, Christian		5-7	0-0	3-4	4	7	11	2	13	0	1	1	0	24
	Team					1	2	3							
Totals			36-63	7-18	13-21	14	26	40	12	92	22	13	4	11	200

FG % 1st Half: 18-31 58.1% 2nd half: 18-32 56.3% Game: 36-63 57.1%
 3FG % 1st Half: 2-8 25.0% 2nd half: 5-10 50.0% Game: 7-18 38.9%
 FT % 1st Half: 10-15 66.7% 2nd half: 3-6 50.0% Game: 13-21 61.9%

Deadball
Rebounds
5

Officials: Lamar Simpson (R), Dan Dorian, Gerald Williams
 Technical fouls: IU South Bend-None. IUPUI-None.
 Attendance: 820
 Young (IUPUI) fouls out at 4:39 (2nd)

Score by periods	1st	2nd	Total
IU South Bend	29	27	56
IUPUI	48	44	92

Points	In	Off	2nd	Fast	Bench
IUSB	18	12	8	4	7
IUPUI	48	29	18	8	35

Last FG - IUSB 2nd-02:09, IUPUI 2nd-00:03.
 Largest lead - IUSB by 2 1st-19:34, IUPUI by 40 2nd-04:36.

Score tied - 1 time.
 Lead changed - 1 time.

SERIES BREAKDOWN

All-Time: IUPUI is 11-1 against IU South Bend (3-0 in IUPUI's D1 era)

Current Streak: Jags have won 7

Longest IUPUI Winning Streak: 7 games from 11/15/1991 - present

Longest IUPUI Losing Streak: 1 game on 2/19/1990

Last Matchup: IUPUI 92, IU South Bend 56 (Dec. 12, 2009 - Indianapolis)

Record at Home: 9-0

Record in South Bend: 2-1

Last 10 Matchups: IUPUI is 9-1

Largest Win: 104-55 on Nov. 15, 1997

Slimmest Win: 95-93 on Dec. 9, 1992

Largest Defeat: 95-100 on Feb. 19, 1990

Slimmest Defeat: 95-100 on Feb. 19, 1990

Date	Res.	Loc.	Score
Dec. 16, 1972	W	H	75-64
Jan. 18, 1974	W	A	102-90
Jan. 21, 1989	W	H	101-82
Jan. 20, 1990	W	H	112-87
Feb. 19, 1990	L	A	95-100
Nov. 15, 1991	W	A	116-114
Dec. 9, 1992	W	H	95-93
Mar. 7, 1993	W	H	85-82
Nov. 15, 1997	W	H	104-55
Nov. 12, 2007	W	H	96-61
Dec. 2, 2008	W	H	84-59
Dec. 12, 2009	W	H	92-56

shaded games denote IUPUI's Division I era
 score totals in **bold** denote highest in series history



Byron Rimm II was named the program's interim head coach for the 2019-2020 season on Aug. 27, 2019, becoming the ninth head coach in program history. He originally joined the IUPUI program in October 2018 as the Jaguars' associate head coach.

In his first season on the Jaguars' sidelines, IUPUI's 16 wins were the program's most since a 19-win campaign in 2010-

11. Included in the wins was a benchmark road win at ACC foe Boston College and a win of the Niagara Regional of the Fort Myers Tip-Off Classic during non-conference play. The Jaguars were later selected to play in the 2019 CIT, earning the program's third postseason appearance in the Division I era.

Rimm has an extensive background in college basketball including having served as head coach at Prairie View A&M from 2006-15. During his time with the Panthers, the program ascended to new heights, including back-to-back appearances in the SWAC tournament championship game in 2013 and 2014. Before Prairie View, the Pensacola, Fla.-native gained valuable experience on the West Coast, which included assistant coaching stops at Pasadena City College and Chaffey Community College from 1997-2000.

He directed Cal State San Bernardino to a No. 3 national ranking in NCAA Division II during the 2000 campaign and then took over the reins as the head women's basketball coach at Texas College in Tyler, Texas, guiding the team to a 20-12 mark in his lone season. At the time, the 20-12 mark was the most successful season in program history. He then had a four-year run as the head men's coach with Jarvis Christian College before joining Prairie View A&M as an assistant for the 2005-06 season. He was promoted to the head coaching spot the following season at age 32.

He coached Prairie View A&M to winning seasons in 2008-09 and 2009-10 and won 115 games during his time as head coach. His 2014 squad boasted the highest APR ranking among SWAC teams and also registered the best score in program history.

Since then, Rimm has served as the director of basketball operations at Texas A&M Corpus Christi in 2016-17 and as an assistant at UC Riverside in 2017-18.

Rimm played at Ventura College and California State University Los Angeles before earning his degree from Cal State, Los Angeles in 1999. He earned his master's degree in education from American InterContinental University in 2005.



THE RIMM FILE

School: Cal State, Los Angeles, '99

Seasons with IUPUI:2nd season

Career Record:..... 184-251 (14 years)

Division I Record: 117-200 (10 years)

IUPUI Record:..... 2-8 (1 year)

Coaching Experience:

.....1997-99, Asst. Coach, Pasadena C.C.
 1999-00, Asst. Coach, Chaffey College
 2000-01, Asst. Coach, Cal State San Bernadino
 2001-02, Head Coach, Texas College (women)
 2002-05, Head Coach, Jarvis Christian
 2006-16, Head Coach, Prairie View A&M
 2016-17, Director of Ops., Texas A&M CC
 2017-18, Assistant Coach, UC Riverside
 2018-19, Associate Head Coach, IUPUI
2019-pres., Interim Head Coach, IUPUI



PLAYER BIOS



JAYLEN MINNETT

#0

Junior | Guard
6-1 | 180
Terre Haute, Ind.
Terre Haute South

Birthdate: July 24, 1999 (age 20)
Major: Sports Management

QUICK NOTES

2019 Horizon League 6th Man of the Year... his 78 3's made last season was the 7th-highest single-season total in IUPUI history... enters play having made 129 career 3's, ranking 9th on the program's all-time list... his 7.1 ppg scoring average as a frosh was the highest by an IUPUI rookie since Alex Young averaged 10.8 points per game in 2008-09... his 51 3's made in '17-18 were the most by a freshman in the program's D1-era... named to the Indiana All-Star Team... finished as Terre Haute South's all-time leading scorer (1,782 career pts).

CAREER/SEASON HIGHS

CAREER HIGH	CATEGORY	SEASON HIGH
28 vs. IU Northwest (12/12/18)	PTS	18 vs. Evansville (11/30/19)
6 vs. Loyola (Md.) (11/25/2019)	REB	6 vs. Loyola (Md.) (11/25/2019)
7 at South Florida (11/13/19)	AST	7 at South Florida (11/13/19)
9 vs. IU Northwest (12/12/18)	FG	6 - 3x
17 - 5x	FGA	17 - twice
6 vs. IU Northwest (12/12/18)	3FG	5 at Bradley (11/9/19)
13 - twice	3FGA	11 vs. Evansville (11/30/19)
7 vs. Milwaukee (2/22/19)	FT	3 - twice
8 vs. Milwaukee (2/22/19)	FTA	4 vs. Evansville (11/30/19)
4 at South Florida (11/13/19)	STL	4 at South Florida (11/13/19)
1 - 4x	BLK	1 at Butler (11/6/19)
38 at Morehead State (12/4/19)	MIN	38 at Morehead State (12/4/19)

GAME-BY-GAME

Opponent	MIN	FG	3FG	FT	O-D-T	PF	A	TO	B	S	PTS
at Butler*	34	3-12	1-7	0-0	2-3-5	2	0	0	1	0	7
at Bradley*	29	5-11	5-8	2-2	0-3-3	0	2	2	0	0	17
Anderson*	29	6-14	4-10	1-2	0-5-5	3	3	1	0	1	17
at South Fla.*	34	5-14	4-9	3-3	1-2-3	0	7	4	0	4	17
at Loyola*	30	2-8	2-8	0-0	1-3-4	0	3	3	0	1	6
vs. Loyola (Md.)*	30	5-13	2-8	0-0	1-5-6	4	3	6	0	3	12
vs. Southern*	27	2-10	1-5	1-1	0-5-5	0	3	1	0	0	6
Evansville*	36	6-17	3-11	3-4	0-4-4	3	4	0	0	0	18
at Morehead St.*	38	5-17	2-7	1-3	1-4-5	1	3	0	0	3	13
at Ball St.*	35	6-12	4-7	1-3	0-3-3	0	0	1	0	1	17
IU South Bend											
Purdue FW											
at Fresno St.											
Youngstown St.											
Cleveland St.											
at Milwaukee											
at Green Bay											
Wright St.											
Northern Ky.											
UIC											
at Detroit Mercy											
at Oakland											
at Cleveland St.											
at Youngstown St.											
Green Bay											
Milwaukee											
at Northern Ky.											
at Wright St.											
at UIC											
Oakland											
Detroit Mercy											
HL 1st Round											
HL 2nd Round											
HL Semis											
HL Finals											

* denotes starter

CAREER STATS

Season	GP-GS	MIN-Avg	FG	Pct.	3FG	Pct.	FT	Pct.
2017-18	30-4	630-21.0	69-173	.399	51-126	.405	24-30	.800
2018-19	33-1	790-23.9	131-368	.356	78-247	.316	55-63	.873
2019-20	10-10	322-32.2	45-128	.352	28-80	.350	12-18	.667
TOTALS	73-15	1742-23.9	245-669	.366	157-453	.347	91-111	.820

REBOUNDS							
Season	O-D-REB-AVG.	PF-DQ	AST	TO	BLK	STL	PTS-PPG
2017-18	12-24-36-1.2	42-0	35	39	1	14	213-7.1
2018-19	10-58-68-2.1	53-0	65	49	2	29	395-12.0
2019-20	6-37-43-4.3	13-0	28	18	1	13	130-13.0
TOTALS	28-119-147-2.0	108-0	128	106	4	56	738-10.1



JAKOBY KEMP

#1

Junior | Forward
6-8 | 190
Layton, Utah
Layton (Missouri/Salt Lake C.C.)

Birthdate: September 22, 1997 (age 22)
Major: General Studies

QUICK NOTES

Redshirted as a freshman at Missouri before transferring to play at Salt Lake Community College last season... helped Salt Lake to a 30-3 record and a trip to the NJCAA Tournament after winning the District I title... averaged 4.5 points and 2.6 rebounds per game as a freshman at Salt Lake... first-ever native of Utah in the IUPUI basketball program's history... older brother, Marcus, is a wide receiver for the Kansas City Chiefs (currently on IR) and played collegiately at Hawaii.

CAREER/SEASON HIGHS

CAREER HIGH	CATEGORY	SEASON HIGH
8 vs. IU Northwest (12/12/18)	PTS	2 - twice
4 at Cleveland State (2/16/19)	REB	3 at Morehead State (12/4/19)
1 vs. IU Kokomo (12/6/18)	AST	---
3 vs. IU Northwest (12/12/18)	FG	1 - twice
7 at Ball State (12/7/19)	FGA	7 at Ball State (12/7/19)
---	3FG	---
1 at Marshall (3/19/19)	3FGA	---
3 vs. IU Kokomo (12/6/18)	FT	---
4 vs. IU Kokomo (12/6/18)	FTA	---
1 - twice	STL	1 at Ball State (12/7/19)
1 vs. IU Kokomo (12/6/18)	BLK	---
11 - twice	MIN	11 at Ball State (12/7/19)

GAME-BY-GAME

Opponent	MIN	FG	3FG	FT	O-D-T	PF	A	TO	B	S	PTS
at Butler											DID NOT PLAY
at Bradley											DID NOT PLAY
Anderson											DID NOT PLAY
at South Fla.											DID NOT PLAY
at Loyola											DID NOT PLAY
vs. Loyola (Md.)											DID NOT PLAY
vs. Southern											DID NOT PLAY
Evansville											DID NOT PLAY
at Morehead St.	6	1-2	0-0	0-0	0-3-3	0	0	1	0	0	2
at Ball St.	11	1-7	0-0	0-0	2-0-2	1	0	0	0	1	2
IU South Bend											
Purdue FW											
at Fresno St.											
Youngstown St.											
Cleveland St.											
at Milwaukee											
at Green Bay											
Wright St.											
Northern Ky.											
UIC											
at Detroit Mercy											
at Oakland											
at Cleveland St.											
at Youngstown St.											
Green Bay											
Milwaukee											
at Northern Ky.											
at Wright St.											
at UIC											
Oakland											
Detroit Mercy											
HL 1st Round											
HL 2nd Round											
HL Semis											
HL Finals											


* denotes starter

CAREER STATS

Season	GP-GS	MIN-Avg	FG	Pct.	3FG	Pct.	FT	Pct.
2018-19	6-0	34-5.7	6-7	.857	0-1	.000	5-8	.625
2019-20	2-0	17-8.5	2-9	.222	0-0	.000	0-0	.000
TOTALS	8-0	51-6.4	8-16	.500	0-1	.000	5-8	.625

REBOUNDS							
Season	O-D-REB-AVG.	PF-DQ	AST	TO	BLK	STL	PTS-PPG
2018-19	5-3-8-1.3	5-0	1	4	1	1	17-2.8
2019-20	2-3-5-2.5	1-0	0	1	0	1	4-2.0
TOTALS	7-6-13-1.6	6-0	1	5	1	2	21-2.6

PLAYER BIOS



JAMIL JACKSON JR. #2

Junior | Guard/Forward
6-6 | 190
Minneapolis, Minn.
Minneapolis North (Southern Utah)

Birthdate: Mar. 5, 1998 (age 21)
Major: General Studies

QUICK NOTES

Joined the IUPUI program in the summer of 2018 and sat out the 2018-19 season after transferring in from Southern Utah... limited to five games at SUU, totaling 14 points before missing the remainder of the season to injury... was an HM NJCAA All-American selection after averaging 16.3 ppg and 6.4 rpg as a freshman at Williston State in 2016-17... was named among the nation's Top 75 JUCO players after that season... hasn't played in a game since Nov. 25, 2017 when SUU lost at UNLV, 101-82... full name is Nieta Jamil Aki Jackson.

CAREER/SEASON HIGHS

CAREER HIGH	CATEGORY	SEASON HIGH
8 vs. San Jose State (11/16/17)	PTS	7 at Loyola Chicago (11/20/19)
4 vs. Anderson (11/11/19)	REB	4 vs. Anderson (11/11/19)
2 - 3x	AST	2 vs. Anderson (11/11/19)
4 vs. San Jose State (11/16/17)	FG	2 at Loyola Chicago (11/20/19)
6 vs. San Jose State (11/16/17)	FGA	5 - twice
1 at South Florida (11/13/19)	3FG	2 at Loyola Chicago (11/20/19)
3 - three times	3FGA	3 - three times
4 at Bradley (11/9/19)	FT	4 at Bradley (11/9/19)
5 at Bradley (11/9/19)	FTA	5 at Bradley (11/9/19)
1 - twice	STL	---
1 vs. San Jose State (11/16/17)	BLK	---
20 at Oregon State (11/10/17)	MIN	19 at Bradley (11/9/19)

GAME-BY-GAME

Opponent	MIN	FG	3FG	FT	O-D-T	PF	A	TO	B	S	PTS
at Butler					DID NOT PLAY						
at Bradley	19	1-5	0-3	4-5	0-2-2	1	0	1	0	0	6
Anderson	16	0-5	0-3	0-0	0-4-4	0	2	0	0	0	0
at South Fla.	9	1-4	1-3	0-0	0-0-0	2	0	2	0	0	3
at Loyola	5	2-3	2-2	1-2	0-0-0	0	0	1	0	0	7
vs. Loyola (Md.)	7	0-1	0-1	0-0	0-0-0	1	0	1	0	0	0
vs. Southern	2	0-0	0-0	0-0	0-0-0	0	0	0	0	0	0
Evansville					DID NOT PLAY						
at Morehead St.					DID NOT PLAY						
at Ball St.	16	1-4	0-2	1-2	0-2-2	1	0	2	0	0	3
IU South Bend											
Purdue FW											
at Fresno St.											
Youngstown St.											
Cleveland St.											
at Milwaukee											
at Green Bay											
Wright St.											
Northern Ky.											
UIC											
at Detroit Mercy											
at Oakland											
at Cleveland St.											
at Youngstown St.											
Green Bay											
Milwaukee											
at Northern Ky.											
at Wright St.											
at UIC											
Oakland											
Detroit Mercy											
HL 1st Round											
HL 2nd Round											
HL Semis											
HL Finals											

* denotes starter

CAREER STATS

Season	GP-GS	MIN-Avg	FG	Pct.	3FG	Pct.	FT	Pct.
2017-18*	5-0	71-14.2	6-14	.429	0-3	.000	2-2	1.000
2019-20	7-0	75-10.7	5-22	.227	3-14	.214	6-9	.667
TOTALS	7-0	75-10.7	5-22	.227	3-14	.214	6-9	.667

REBOUNDS							
Season	O-D-REB-AVG.	PF-DQ	AST	TO	BLK	STL	PTS-PPG
2017-18*	1-1-2-0.4	9-1	5	3	1	2	14-2.8
2019-20	0-8-8-1.1	5-0	2	7	0	0	19-2.7
TOTALS	0-8-8-1.1	5-0	2	7	0	0	19-2.7

*at Southern Utah | TOTALS only reflect IUPUI totals



MIKE DePERSIA #10

Freshman | Guard
5-11 | 170
Cherry Hill, N.J.
Haddonfield Memorial

Birthdate: Apr. 30, 2000 (age 19)
Major: Biomedical Engineering

QUICK NOTES

Starting PG on two-time New Jersey state champion Haddonfield Memorial team... the DePersia family is one of just four families in New Jersey high school history to have three siblings all score 1,000 career points as his twin brothers, Nick and Rob, also hit for 1,000 career points... Nick and Rob later played at Rowan University in Glassboro, N.J.... Rob now serves as a graduate assistant on Villanova's MBB staff... played AAU for Team Speed/YIS AAU.

CAREER/SEASON HIGHS

CAREER HIGH	CATEGORY	SEASON HIGH
7 vs. Southern (11/26/19)	PTS	7 vs. Southern (11/26/19)
6 vs. Anderson (11/11/19)	REB	6 vs. Anderson (11/11/19)
4 at Loyola Chicago (11/20/19)	AST	4 at Loyola Chicago (11/20/19)
2 - 4x	FG	2 - 4x
6 at Loyola Chicago (11/20/19)	FGA	6 at Loyola Chicago (11/20/19)
---	3FG	---
3 at Bradley (11/9/19)	3FGA	3 at Bradley (11/9/19)
3 vs. Southern (11/26/19)	FT	3 vs. Southern (11/26/19)
5 vs. Southern (11/26/19)	FTA	5 vs. Southern (11/26/19)
3 at Loyola Chicago (11/20/19)	STL	3 at Loyola Chicago (11/20/19)
---	BLK	---
37 at Loyola Chicago (11/20/19)	MIN	37 at Loyola Chicago (11/20/19)

GAME-BY-GAME

Opponent	MIN	FG	3FG	FT	O-D-T	PF	A	TO	B	S	PTS
at Butler	26	0-1	0-1	0-0	0-2-2	2	2	1	0	0	0
at Bradley	22	1-4	0-3	0-1	0-2-2	2	1	0	0	0	2
Anderson*	33	2-4	0-2	0-1	1-5-6	2	0	5	0	1	4
at South Fla.*	30	2-3	0-1	0-0	2-2-4	3	3	3	0	2	4
at Loyola*	37	2-6	0-1	0-0	1-1-2	3	4	1	0	3	4
vs. Loyola (Md.)*	25	0-3	0-2	1-2	0-0-0	1	3	0	0	2	1
vs. Southern*	26	2-5	0-0	3-5	1-1-2	4	1	1	0	0	7
Evansville*	20	0-2	0-1	1-2	0-1-1	1	1	0	0	0	1
at Morehead St.	13	0-2	0-2	0-0	0-1-1	1	3	0	0	1	0
at Ball St.	15	0-1	0-0	0-1	2-0-2	2	1	2	0	0	0
IU South Bend											
Purdue FW											
at Fresno St.											
Youngstown St.											
Cleveland St.											
at Milwaukee											
at Green Bay											
Wright St.											
Northern Ky.											
UIC											
at Detroit Mercy											
at Oakland											
at Cleveland St.											
at Youngstown St.											
Green Bay											
Milwaukee											
at Northern Ky.											
at Wright St.											
at UIC											
Oakland											
Detroit Mercy											
HL 1st Round											
HL 2nd Round											
HL Semis											
HL Finals											


* denotes starter

CAREER STATS

Season	GP-GS	MIN-Avg	FG	Pct.	3FG	Pct.	FT	Pct.
2019-20	10-6	247-24.7	9-30	.300	0-13	.000	5-12	.417
TOTALS	10-6	247-24.7	9-30	.300	0-13	.000	5-12	.417

REBOUNDS							
Season	O-D-REB-AVG.	PF-DQ	AST	TO	BLK	STL	PTS-PPG
2019-20	7-15-22-2.2	19-0	19	13	0	9	23-2.3
TOTALS	7-15-22-2.2	19-0	19	13	0	9	23-2.3

PLAYER BIOS



BRANDON KENYON #11

Sophomore | Forward/Center
6-10 | 225
Caledonia, Ontario
RISE Prep

Birthdate: February 18, 1999 (age 20)
Major: Criminal Justice

QUICK NOTES

First Canadian-born IUPUI player since 1998-1999 (Shaun Clarke), however Clarke red-shirted his lone season and never appeared in a game for the Jaguars... was a teammate of Duke's R.J. Barrett and Florida guard Andrew Nembhard while playing for the 17U Nike EYBL UPLAY Canada program... is one of 119 Canadians playing Division I basketball this season, 77 of whom are Ontario natives.

CAREER/SEASON HIGHS

CAREER HIGH	CATEGORY	SEASON HIGH
8 vs. IU Kokomo (12/6/18)	PTS	3 - twice
4 - twice	REB	4 vs. Anderson (11/11/19)
1 vs. IU Kokomo (12/6/18)	AST	---
3 vs. IU Kokomo (12/6/18)	FG	1 - 3x
6 vs. IU Kokomo (12/6/18)	FGA	3 - twice
1 at Loyola Chicago (11/20/19)	3FG	1 at Loyola Chicago (11/20/19)
2 - twice	3FGA	2 at Loyola Chicago (11/20/19)
3 at Xavier (11/6/18)	FT	1 vs. Loyola (Md.) (11/25/2019)
3 at Xavier (11/6/18)	FTA	2 vs. Loyola (Md.) (11/25/2019)
1 - 4x	STL	1 - twice
1 - 2x	BLK	---
16 at Xavier (11/6/18)	MIN	9 - twice

GAME-BY-GAME

Opponent	MIN	FG	3FG	FT	O-D-T	PF	A	TO	B	S	PTS
at Butler					DID NOT PLAY						
at Bradley	5	0-0	0-0	0-0	0-1-1	3	0	0	0	1	0
Anderson	9	1-3	0-1	0-0	1-3-4	3	0	1	0	0	2
at South Fla.					DID NOT PLAY						
at Loyola	6	1-3	1-2	0-0	1-1-2	1	0	0	0	1	3
vs. Loyola (Md.)	9	1-2	0-1	1-2	0-1-1	2	0	0	0	0	3
vs. Southern					DID NOT PLAY						
Evansville					DID NOT PLAY						
at Morehead St.	2	0-0	0-0	0-0	0-0-0	0	0	0	0	0	0
at Ball St.	7	0-2	0-1	0-0	0-0-0	0	0	0	0	0	0
IU South Bend											
Purdue FW											
at Fresno St.											
Youngstown St.											
Cleveland St.											
at Milwaukee											
at Green Bay											
Wright St.											
Northern Ky.											
UIC											
at Detroit Mercy											
at Oakland											
at Cleveland St.											
at Youngstown St.											
Green Bay											
Milwaukee											
at Northern Ky.											
at Wright St.											
at UIC											
Oakland											
Detroit Mercy											
HL 1st Round											
HL 2nd Round											
HL Semis											
HL Finals											


* denotes starter

CAREER STATS

Season	GP-GS	MIN-Avg	FG	Pct.	3FG	Pct.	FT	Pct.
2018-19	7-0	42-6.0	6-16	.375	0-4	.000	6-9	.667
2019-20	6-0	38-6.3	3-10	.300	1-5	.200	1-2	.500
TOTALS	13-0	80-6.2	9-26	.346	1-9	.111	7-11	.636

REBOUNDS

Season	O-D-REB-AVG.	PF-DQ	AST	TO	BLK	STL	PTS-PPG
2018-19	2-6-8-1.1	6-1	1	1	2	2	18-2.6
2019-20	2-6-8-1.3	9-0	0	1	0	2	8-1.3
TOTALS	4-12-16-1.2	15-1	1	2	2	4	26-2.0



MARLON TAYLOR #12

R-Freshman | Guard/Forward
6-5 | 220
South Bend, Ind.
South Bend Riley (Indiana State)

Birthdate: Jan. 12, 2000 (age 19)
Major: Pre-Engineering

QUICK NOTES

Non-scholarship player joined IUPUI from Indiana State... granted immediate eligibility for the '19-20 season after only appearing in an exhibition game for the Sycamores (4 min, 2 reb vs. Rose-Hulman)... helped South Bend Riley to a 26-1 record and semistate runner-up finish his senior year... was one of four D1 players on his high school team, joining Damezi Anderson (Indiana), Shamar Dillard (Western Illinois) and Rylen Grundy (Fort Wayne)... also ran track in high school... won dunk contest at this year's Red-White Event.

CAREER/SEASON HIGHS

CAREER HIGH	CATEGORY	SEASON HIGH
---	PTS	---
1 vs. Anderson (11/11/19)	REB	1 vs. Anderson (11/11/19)
---	AST	---
---	FG	---
1 vs. Anderson (11/11/19)	FGA	1 vs. Anderson (11/11/19)
---	3FG	---
---	3FGA	---
---	FT	---
---	FTA	---
1 vs. Anderson (11/11/19)	STL	1 vs. Anderson (11/11/19)
---	BLK	---
4 vs. Anderson (11/11/19)	MIN	4 vs. Anderson (11/11/19)

GAME-BY-GAME

Opponent	MIN	FG	3FG	FT	O-D-T	PF	A	TO	B	S	PTS
at Butler					DID NOT PLAY						
at Bradley					DID NOT PLAY						
Anderson	4	0-1	0-0	0-0	0-1-1	0	0	1	0	1	0
at South Fla.					DID NOT PLAY						
at Loyola	2	0-0	0-0	0-0	0-0-0	0	0	0	0	0	0
vs. Loyola (Md.)					DID NOT PLAY						
vs. Southern	0+	0-0	0-0	0-0	0-0-0	0	0	0	0	0	0
Evansville					DID NOT PLAY						
at Morehead St.					DID NOT PLAY						
at Ball St.					DID NOT PLAY						
IU South Bend											
Purdue FW											
at Fresno St.											
Youngstown St.											
Cleveland St.											
at Milwaukee											
at Green Bay											
Wright St.											
Northern Ky.											
UIC											
at Detroit Mercy											
at Oakland											
at Cleveland St.											
at Youngstown St.											
Green Bay											
Milwaukee											
at Northern Ky.											
at Wright St.											
at UIC											
Oakland											
Detroit Mercy											
HL 1st Round											
HL 2nd Round											
HL Semis											
HL Finals											

* denotes starter

CAREER STATS

Season	GP-GS	MIN-Avg	FG	Pct.	3FG	Pct.	FT	Pct.
2019-20	3-0	6-2.0	0-1	.000	0-0	.000	0-0	.000
TOTALS	3-0	6-2.0	0-1	.000	0-0	.000	0-0	.000

REBOUNDS

Season	O-D-REB-AVG.	PF-DQ	AST	TO	BLK	STL	PTS-PPG
2019-20	0-1-1-0.3	0-0	0	1	0	1	0-0.0
TOTALS	0-1-1-0.3	0-0	0	1	0	1	0-0.0

PLAYER BIOS



ISAIAH WILLIAMS
#13
Junior | Guard/Forward
6-8 | 225
Dayton, Ohio
Stivers School for the Arts (Pensacola St.)

Birthdate: Jan. 20, 1998 (age 21)
Major: General Studies

QUICK NOTES

Known by his teammates as Zay... well traveled wing is on his fourth school in four years... began his career at Akron (2016-17), but sat out as a redshirt... played freshman campaign at Liberty (2017-18), appearing in 30 games and making 10 starts while averaging 4.2 points and 2.2 rebounds per game... played last season at Pensacola State (Fla.) College, where he averaged 13.1 points and 5.4 rebounds per game... was a first-team All-City and 2nd team All-State honoree after his senior year at Stivers School for the Arts in Dayton.

CAREER/SEASON HIGHS

CAREER HIGH	CATEGORY	SEASON HIGH
15 vs. Evansville (11/30/19)	PTS	15 vs. Evansville (11/30/19)
8 vs. Evansville (11/30/19)	REB	8 vs. Evansville (11/30/19)
5 vs. Loyola (Md.) (11/25/2019)	AST	5 vs. Loyola (Md.) (11/25/2019)
5 vs. Evansville (11/30/19)	FG	5 vs. Evansville (11/30/19)
8 - 3x	FGA	8 - 3x
1 - 5x	3FG	1 - twice
2 - twice	3FGA	1 - 3x
9 vs. Clarks Summit (11/10/17)	FT	5 - 3x
11 vs. Clarks Summit (11/10/17)	FTA	10 vs. Evansville (11/30/19)
2 vs. Loyola (Md.) (11/25/2019)	STL	2 vs. Loyola (Md.) (11/25/2019)
2 at Morehead State (12/4/19)	BLK	2 at Morehead State (12/4/19)
32 vs. Evansville (11/30/19)	MIN	32 vs. Evansville (11/30/19)

GAME-BY-GAME

Opponent	MIN	FG	3FG	FT	O-D-T	PF	A	TO	B	S	PTS
at Butler*	26	1-5	0-0	1-5	2-2-4	3	1	3	0	0	3
at Bradley*	29	3-8	1-1	2-5	1-4-5	1	1	4	0	1	9
Anderson*	18	3-8	0-1	1-5	3-4-7	4	1	1	0	0	7
at South Fla.*	26	3-6	1-1	2-4	1-1-2	4	0	2	0	0	9
at Loyola*	19	2-6	0-1	5-6	2-2-4	5	1	4	0	0	9
vs. Loyola (Md.)	23	3-5	0-0	1-3	1-4-5	2	5	2	0	2	7
vs. Southern	25	4-7	0-0	5-8	4-2-6	1	0	0	0	0	13
Evansville	32	5-7	0-0	5-10	2-6-8	4	3	3	0	0	15
at Morehead St.	21	3-8	0-0	1-4	2-3-5	4	0	5	2	0	7
at Ball St.*	19	1-7	0-0	0-0	1-3-4	5	0	2	0	0	2
IU South Bend											
Purdue FW											
at Fresno St.											
Youngstown St.											
Cleveland St.											
at Milwaukee											
at Green Bay											
Wright St.											
Northern Ky.											
UIC											
at Detroit Mercy											
at Oakland											
at Cleveland St.											
at Youngstown St.											
Green Bay											
Milwaukee											
at Northern Ky.											
at Wright St.											
at UIC											
Oakland											
Detroit Mercy											
HL 1st Round											
HL 2nd Round											
HL Semis											
HL Finals											

* denotes starter


CAREER STATS

Season	GP-GS	MIN-Avg	FG	Pct.	3FG	Pct.	FT	Pct.
2017-18*	30-10	420-14.0	41-90	.456	3-10	.300	40-68	.588
2019-20	10-5	238-23.8	28-67	.418	2-4	.500	23-50	.460
TOTALS	10-5	238-23.8	28-67	.418	2-4	.500	23-50	.460

REBOUNDS

Season	O-D-REB-AVG.	PF-DQ	AST	TO	BLK	STL	PTS-PPG
2017-18*	24-41-65-2.2	58-2	22	40	6	9	125-4.2
2019-20	19-31-50-5.0	33-2	12	26	2	3	81-8.1
TOTALS	19-31-50-5.0	33-2	12	26	2	3	81-8.1

*at Liberty | TOTALS only reflect IUPUI totals



MARCUS BURK
#14
Junior | Guard
6-3 | 205
Indianapolis, Ind.
Franklin Central (Campbell)

Birthdate: Sept. 27, 1997 (age 22)
Major: General Studies

QUICK NOTES

Born in Gary, Ind.... Indianapolis-native returned to the city last summer and sat out last season after playing two years at Campbell... played in 69 games and averaged 11.2 points per game at Campbell, while connecting on 158 3's in his two seasons... averaged 15 points per game as a sophomore, connecting on 91 3's for the season... was the Big South POTW on Nov. 27, 2017 after averaging 24.3 points per game over a 4-game stretch... he and Campbell teammate Chris Clemons (42 pts, 10-14 3's) each hit 10 3's in a game against Liberty on Jan. 22, 2018.

CAREER/SEASON HIGHS

CAREER HIGH	CATEGORY	SEASON HIGH
33 at UNCM (11/18/17)	PTS	32 vs. Loyola (Md.) (11/25/2019)
7 at East Carolina (12/4/17)	REB	9 at South Florida (11/13/19)
7 vs. The Citadel (12/14/17)	AST	3 vs. Evansville (11/30/19)
12 - 3x	FG	12 vs. Loyola (Md.) (11/25/2019)
21 - 3x	FGA	21 - 3x
10 at Liberty (1/23/18)	3FG	7 vs. Loyola (Md.) (11/25/2019)
16 at Liberty (1/23/18)	3FGA	14 vs. Southern (11/26/19)
6 at Winthrop (1/27/18)	FT	2 - 3x
6 - twice	FTA	4 vs. Evansville (11/30/19)
4 - twice	STL	4 vs. Anderson (11/11/19)
2 vs. The Citadel (12/14/17)	BLK	1 vs. Evansville (11/30/19)
41 vs. Gardner-Webb (1/3/18)	MIN	38 vs. Southern (11/26/19)

GAME-BY-GAME

Opponent	MIN	FG	3FG	FT	O-D-T	PF	A	TO	B	S	PTS
at Butler*	37	7-21	2-11	1-1	2-3-5	1	1	5	0	1	17
at Bradley*	27	6-13	1-5	2-2	0-3-3	4	1	1	0	2	15
Anderson*	31	10-19	4-9	1-1	0-2-2	1	2	2	0	4	25
at South Fla.*	35	10-14	4-5	2-2	2-7-9	3	2	5	0	1	26
at Loyola*	34	9-19	5-8	0-0	0-3-3	3	0	1	0	1	23
vs. Loyola (Md.)*	33	12-21	7-10	1-2	0-3-3	4	1	2	0	2	32
vs. Southern*	38	10-21	6-14	1-1	1-1-2	4	2	2	0	1	27
Evansville*	34	7-19	2-6	2-4	0-0-0	4	3	2	1	0	18
at Morehead St.*	36	3-12	1-4	1-2	1-3-4	3	1	2	0	2	8
at Ball St.*	24	2-8	1-3	1-2	0-1-1	5	0	2	0	1	6
IU South Bend											
Purdue FW											
at Fresno St.											
Youngstown St.											
Cleveland St.											
at Milwaukee											
at Green Bay											
Wright St.											
Northern Ky.											
UIC											
at Detroit Mercy											
at Oakland											
at Cleveland St.											
at Youngstown St.											
Green Bay											
Milwaukee											
at Northern Ky.											
at Wright St.											
at UIC											
Oakland											
Detroit Mercy											
HL 1st Round											
HL 2nd Round											
HL Semis											
HL Finals											

* denotes starter

CAREER STATS

Season	GP-GS	MIN-Avg	FG	Pct.	3FG	Pct.	FT	Pct.
2016-17*	36-12	754-20.9	96-224	.429	67-167	.401	29-37	.784
2017-18*	33-32	1050-31.8	173-353	.490	91-226	.403	51-60	.850
2019-20	10-10	329-32.9	76-167	.455	33-75	.440	12-17	.706
TOTALS	10-10	329-32.9	76-167	.455	33-75	.440	12-17	.706

REBOUNDS

Season	O-D-REB-AVG.	PF-DQ	AST	TO	BLK	STL	PTS-PPG
2016-17*	9-78-87-2.4	51-0	28	25	3	17	288-8.0
2017-18*	19-100-119-3.6	58-1	38	45	8	42	488-14.8
2019-20	6-26-32-3.2	32-1	13	24	1	15	197-19.7
TOTALS	6-26-32-3.2	32-1	13	24	1	15	197-19.7

*at Campbell | TOTALS only reflect IUPUI totals

PLAYER BIOS



TAVEION WHITE

#15

Freshman | Forward
6-7 | 190
Prosper, Texas
PHS Academy

Birthdate: Nov. 25, 1999 (age 20)
Major: Business

QUICK NOTES

Known as Taye by his teammates... Texas-native played at PHS (Fla.) Academy as a post-grad in 2018-19 where he was one of 14 who went on to play college basketball, four at the D1 level... was a 1st Team All-District selection after his senior year at Prosper (Texas) High School... chose IUPUI over offers from Buffalo, Oral Roberts, Presbyterian and USC Upstate.



SAWYER STOLTZ

#20

Freshman | Forward
6-9 | 200
Huntington, Ind.
Huntington North

Birthdate: May 3, 2000 (age 19)
Major: Biology

QUICK NOTES

Non-scholarship addition to the team played three seasons at Huntington North where he was an HM All-State honoree following a senior year in which he averaged 13.2 points and 5.8 rebounds per game... was a 2nd team Northeast 8 Conference (NE8) honoree... played AAU basketball for Indiana Elite.

CAREER/SEASON HIGHS

CAREER HIGH	CATEGORY	SEASON HIGH
---	PTS	---
2 vs. Anderson (11/11/19)	REB	2 vs. Anderson (11/11/19)
---	AST	---
---	FG	---
1 vs. Anderson (11/11/19)	FGA	1 vs. Anderson (11/11/19)
---	3FG	---
---	3FGA	---
---	FT	---
---	FTA	---
1 vs. Anderson (11/11/19)	STL	1 vs. Anderson (11/11/19)
1 vs. Anderson (11/11/19)	BLK	1 vs. Anderson (11/11/19)
9 vs. Anderson (11/11/19)	MIN	9 vs. Anderson (11/11/19)

GAME-BY-GAME

Opponent	MIN	FG	3FG	FT	O-D-T	PF	A	TO	B	S	PTS
at Butler					DID NOT PLAY						
at Bradley	0+	0-0	0-0	0-0	0-0-0	0	0	0	0	0	0
Anderson	9	0-1	0-0	0-0	2-0-2	2	0	1	1	1	0
at South Fla.	0+	0-0	0-0	0-0	0-0-0	0	0	0	0	0	0
at Loyola	1	0-0	0-0	0-0	0-0-0	0	0	0	0	0	0
vs. Loyola (Md.)					DID NOT PLAY						
vs. Southern	0+	0-0	0-0	0-0	0-0-0	0	0	0	0	0	0
Evansville	1	0-0	0-0	0-0	0-0-0	0	0	0	0	0	0
at Morehead St.					DID NOT PLAY						
at Ball St.	3	0-0	0-0	0-0	0-0-0	1	0	0	0	0	0
IU South Bend											
Purdue FW											
at Fresno St.											
Youngstown St.											
Cleveland St.											
at Milwaukee											
at Green Bay											
Wright St.											
Northern Ky.											
UIC											
at Detroit Mercy											
at Oakland											
at Cleveland St.											
at Youngstown St.											
Green Bay											
Milwaukee											
at Northern Ky.											
at Wright St.											
at UIC											
Oakland											
Detroit Mercy											
HL 1st Round											
HL 2nd Round											
HL Semis											
HL Finals											

* denotes starter

CAREER STATS

Season	GP-GS	MIN-Avg	FG	Pct.	3FG	Pct.	FT	Pct.
2019-20	7-0	14-2.0	0-1	.000	0-0	.000	0-0	.000
TOTALS	7-0	14-2.0	0-1	.000	0-0	.000	0-0	.000

REBOUNDS

Season	O-D-REB-AVG.	PF-DQ	AST	TO	BLK	STL	PTS-PPG
2019-20	2-0-2-0.3	3-0	0	1	1	1	0-0.0
TOTALS	2-0-2-0.3	2-0	0	1	1	1	0-0.0

CAREER/SEASON HIGHS

CAREER HIGH	CATEGORY	SEASON HIGH
---	PTS	---
2 vs. Anderson (11/11/19)	REB	2 vs. Anderson (11/11/19)
---	AST	---
---	FG	---
1 at Bradley (11/9/19)	FGA	1 at Bradley (11/9/19)
---	3FG	---
---	3FGA	---
---	FT	---
---	FTA	---
---	STL	---
1 vs. Anderson (11/11/19)	BLK	1 vs. Anderson (11/11/19)
4 vs. Anderson (11/11/19)	MIN	4 vs. Anderson (11/11/19)

GAME-BY-GAME

Opponent	MIN	FG	3FG	FT	O-D-T	PF	A	TO	B	S	PTS
at Butler					DID NOT PLAY						
at Bradley	1	0-1	0-0	0-0	0-0-0	0	0	0	0	0	0
Anderson	4	0-0	0-0	0-0	0-2-2	0	0	2	1	0	0
at South Fla.					DID NOT PLAY						
at Loyola	1	0-0	0-0	0-0	0-0-0	0	0	0	0	0	0
vs. Loyola (Md.)					DID NOT PLAY						
vs. Southern					DID NOT PLAY						
Evansville					DID NOT PLAY						
at Morehead St.					DID NOT PLAY						
at Ball St.	2	0-0	0-0	0-0	0-0-0	0	0	0	0	0	0
IU South Bend											
Purdue FW											
at Fresno St.											
Youngstown St.											
Cleveland St.											
at Milwaukee											
at Green Bay											
Wright St.											
Northern Ky.											
UIC											
at Detroit Mercy											
at Oakland											
at Cleveland St.											
at Youngstown St.											
Green Bay											
Milwaukee											
at Northern Ky.											
at Wright St.											
at UIC											
Oakland											
Detroit Mercy											
HL 1st Round											
HL 2nd Round											
HL Semis											
HL Finals											

* denotes starter

CAREER STATS

Season	GP-GS	MIN-Avg	FG	Pct.	3FG	Pct.	FT	Pct.
2019-20	4-0	8-2.0	0-1	.000	0-0	.000	0-0	.000
TOTALS	4-0	8-2.0	0-1	.000	0-0	.000	0-0	.000

REBOUNDS

Season	O-D-REB-AVG.	PF-DQ	AST	TO	BLK	STL	PTS-PPG
2019-20	0-2-2-0.5	0-0	0	2	1	0	0-0.0
TOTALS	0-2-2-0.5	0-0	0	2	1	0	0-0.0

PLAYER BIOS



GRANT WEATHERFORD #23

Junior | Guard
6-2 | 195
Cicero, Ind.
Hamilton Heights (Purdue/Midland J.C.)

Birthdate: August 7, 1996 (age 23)
Major: General Studies

QUICK NOTES

Began his college career by redshirting in 2015-16 at Purdue before transferring to Midland [Tex.] College for the 2016-17 season... was granted a clock extension in December 2018, effectively, making him a junior... comes from a family filled with athletes as brother Sterling is a sophomore DB on the Miami (Ohio) football team, older sister Dakota played basketball at Evansville & Louisville and oldest brother Austin played basketball at Rose Hulman... also garnered D1 football interest as a WR (155 catches, 60 TDs in high school).

CAREER/SEASON HIGHS

CAREER HIGH	CATEGORY	SEASON HIGH
21 vs. Green Bay (2/24/19)	PTS	17 at Morehead State (12/4/19)
9 - 2x	REB	9 vs. Anderson (11/11/19)
6 - 2x	AST	4 - 4x
7 at Morehead State (12/4/19)	FG	7 at Morehead State (12/4/19)
12 vs. Green Bay (2/24/19)	FGA	10 at Morehead State (12/4/19)
5 vs. Green Bay (2/24/19)	3FG	3 at Morehead State (12/4/19)
6 vs. Green Bay (2/24/19)	3FGA	4 - twice
7 - 2x	FT	2 - 5x
8 vs. Western Illinois (12/15/18)	FTA	4 vs. Loyola (Md.) (11/25/2019)
4 vs. Detroit Mercy (1/26/19)	STL	3 vs. Southern (11/26/19)
1 - 4x	BLK	---
38 at Morehead State (12/4/19)	MIN	38 at Morehead State (12/4/19)

GAME-BY-GAME

Opponent	MIN	FG	3FG	FT	O-D-T	PF	A	TO	B	S	PTS
at Butler*	30	3-5	0-1	0-2	2-3-5	1	1	1	0	0	6
at Bradley*	32	0-6	0-4	1-2	0-1-1	1	4	4	0	0	1
Anderson	23	3-3	0-0	0-0	3-6-9	1	4	3	0	2	6
at South Fla.	34	2-2	0-0	2-2	0-3-3	1	1	1	0	2	6
at Loyola	27	0-2	0-0	0-0	0-0-0	2	3	1	0	0	0
vs. Loyola (Md.)	29	1-3	0-0	2-4	1-4-5	3	4	4	0	2	4
vs. Southern	32	2-4	0-1	2-2	0-1-1	3	4	2	0	3	6
Evansville	31	1-4	0-0	2-2	3-3-6	2	1	1	0	1	4
at Morehead St.*	38	7-10	3-4	0-1	1-1-2	3	1	1	0	1	17
at Ball St.*	31	4-8	0-1	2-3	1-6-7	3	1	4	0	0	10
IU South Bend											
Purdue FW											
at Fresno St.											
Youngstown St.											
Cleveland St.											
at Milwaukee											
at Green Bay											
Wright St.											
Northern Ky.											
UIC											
at Detroit Mercy											
at Oakland											
at Cleveland St.											
at Youngstown St.											
Green Bay											
Milwaukee											
at Northern Ky.											
at Wright St.											
at UIC											
Oakland											
Detroit Mercy											
HL 1st Round											
HL 2nd Round											
HL Semis											
HL Finals											

* denotes starter

CAREER STATS

Season	GP-GS	MIN-Avg	FG	Pct.	3FG	Pct.	FT	Pct.
2018-19	33-33	861-26.1	70-142	.493	11-24	.458	52-72	.722
2019-20	10-4	307-30.7	23-47	.489	3-11	.273	11-18	.611
TOTALS	43-37	1168-27.2	93-189	.492	14-35	.400	63-90	.700

REBOUNDS

Season	O-D-REB-AVG	PF-DQ	AST	TO	BLK	STL	PTS-PPG
2018-19	25-75-100-3.0	86-3	83	49	4	38	203-6.2
2019-20	11-28-39-3.9	20-0	24	22	0	11	60-6.0
TOTALS	36-103-139-3.2	106-3	107	71	4	49	263-6.1



ZO TYSON

#30

Grad Student | Forward
6-9 | 195
Fayetteville, N.C.
Trinity Christian (Colorado State)

Birthdate: Oct. 18, 1995 (age 24)
Major: Sports Journalism

QUICK NOTES

Oldest student-athlete on the team, pursuing a Master's degree in sports journalism... missed the Jaguars' exhibition game due to injury... graduate-transfer will play his final season at IUPUI after spending the past two years at Colorado State... played his first two seasons at Cafe Fear C.C., including averaging 14.0 points and 8.4 rebounds per game as a sophomore... actual first name is Lonzia, but he opts to go by Zo.

CAREER/SEASON HIGHS

CAREER HIGH	CATEGORY	SEASON HIGH
8 - 2x	PTS	8 - 3x
6 vs. Southern (11/26/19)	REB	6 vs. Southern (11/26/19)
2 - 3x	AST	2 - twice
4 - 2x	FG	4 - 2x
5 at Butler (11/6/19)	FGA	5 at Butler (11/6/19)
---	3FG	---
---	3FGA	---
4 - twice	FT	4 vs. Southern (11/26/19)
6 vs. Southern (11/26/19)	FTA	6 vs. Southern (11/26/19)
3 at Butler (11/6/19)	STL	3 at Butler (11/6/19)
3 vs. Southern (11/26/19)	BLK	3 vs. Southern (11/26/19)
27 at Butler (11/6/19)	MIN	27 at Butler (11/6/19)

GAME-BY-GAME

Opponent	MIN	FG	3FG	FT	O-D-T	PF	A	TO	B	S	PTS
at Butler	27	4-5	0-0	0-0	3-2-5	4	2	2	1	3	8
at Bradley	13	1-1	0-0	0-0	1-2-3	4	0	2	0	0	2
Anderson*	9	0-2	0-0	0-0	0-3-3	2	0	2	0	0	0
at South Fla.*	11	1-2	0-0	0-0	0-2-2	4	0	1	0	1	2
at Loyola*	22	4-4	0-0	0-1	1-3-4	4	1	1	0	0	8
vs. Loyola (Md.)*	13	2-3	0-0	0-0	0-1-1	4	0	0	0	0	4
vs. Southern*	25	2-3	0-0	4-6	1-5-6	2	2	0	3	0	8
Evansville*	18	0-0	0-0	0-0	1-3-4	0	1	0	0	0	0
at Morehead St.*	17	0-3	0-0	0-0	1-1-2	1	0	1	0	0	0
at Ball St.*	10	1-3	0-0	2-2	2-0-2	3	0	1	0	0	4
IU South Bend											
Purdue FW											
at Fresno St.											
Youngstown St.											
Cleveland St.											
at Milwaukee											
at Green Bay											
Wright St.											
Northern Ky.											
UIC											
at Detroit Mercy											
at Oakland											
at Cleveland St.											
at Youngstown St.											
Green Bay											
Milwaukee											
at Northern Ky.											
at Wright St.											
at UIC											
Oakland											
Detroit Mercy											
HL 1st Round											
HL 2nd Round											
HL Semis											
HL Finals											

* denotes starter

CAREER STATS


Season	GP-GS	MIN-Avg	FG	Pct.	3FG	Pct.	FT	Pct.
2018-19*	12-0	62-5.2	3-6	.500	0-0	.000	5-9	.556
2019-20	10-8	165-16.5	15-26	.577	0-0	.000	6-9	.667
TOTALS	10-8	165-16.5	15-26	.577	0-0	.000	6-9	.667

REBOUNDS

Season	O-D-REB-AVG	PF-DQ	AST	TO	BLK	STL	PTS-PPG
2018-19*	2-11-13-1.1	9-0	6	5	5	1	11-0.9
2019-20	10-22-32-3.2	31-0	6	10	4	4	36-3.6
TOTALS	10-22-32-3.2	31-0	6	10	4	4	36-3.6

*at Colorado State / TOTALS only reflect IUPUI totals

PLAYER BIOS



ELYJAH GOSS

#32

Junior | Forward
6-7 | 195
Bolingbrook, Ill.
Plainfield East

Birthdate: April 28, 1998 (age 21)
Major: Sports Management

QUICK NOTES

Late bloomer redshirted his first season at IUPUI before taking over a starting role last season and leading the team in rebounding... was an honorable mention All-State selection as a senior at Plainfield (Ill.) East High School after racking up 16 double-doubles and shooting a school record 56 percent from the floor... is the only player in Plainfield East history to average a double-double for a full season.

CAREER/SEASON HIGHS

CAREER HIGH	CATEGORY	SEASON HIGH
16 vs. Cleveland State (1/10/19)	PTS	14 vs. Loyola (Md.) (11/25/2019)
17 at Morehead State (12/4/19)	REB	17 at Morehead State (12/4/19)
3 - 2x	AST	2 at South Florida (11/13/19)
6 - 2x	FG	5 - twice
11 at Ball State (12/7/19)	FGA	11 at Ball State (12/7/19)
2 at Boston College (11/14/18)	3FG	---
3 vs. Eastern Illinois (11/10/18)	3FGA	1 at Butler (11/6/19)
6 vs. Cleveland State (1/10/19)	FT	4 - twice
8 at Morehead State (12/21/18)	FTA	6 - twice
2 - 6x	STL	1 - 3x
4 vs. Oakland (1/24/19)	BLK	2 - twice
33 - twice	MIN	31 vs. Loyola (Md.) (11/25/2019)

GAME-BY-GAME

Opponent	MIN	FG	3FG	FT	O-D-T	PF	A	TO	B	S	PTS
at Butler*	20	3-8	0-1	0-0	1-2-3	1	0	2	1	1	6
at Bradley*	23	2-5	0-0	0-0	4-4-8	2	1	1	2	0	4
Anderson	14	4-8	0-0	3-5	4-6-10	2	1	2	1	0	11
at South Fla.	21	1-4	0-0	1-2	0-4-4	1	2	1	1	0	3
at Loyola	16	1-5	0-0	0-0	3-2-5	2	1	3	0	0	2
vs. Loyola (Md.)*	31	5-9	0-0	4-6	6-7-13	2	0	3	0	0	14
vs. Southern*	25	5-7	0-0	0-1	2-3-5	3	1	3	1	0	10
Evansville*	28	4-9	0-0	0-2	1-8-9	2	0	1	0	1	8
at Morehead St.*	29	2-6	0-0	0-0	2-15-17	4	1	4	2	0	4
at Ball St.*	27	3-11	0-0	4-6	7-2-9	2	0	2	0	1	10
IU South Bend											
Purdue FW											
at Fresno St.											
Youngstown St.											
Cleveland St.											
at Milwaukee											
at Green Bay											
Wright St.											
Northern Ky.											
UIC											
at Detroit Mercy											
at Oakland											
at Cleveland St.											
at Youngstown St.											
Green Bay											
Milwaukee											
at Northern Ky.											
at Wright St.											
at UIC											
Oakland											
Detroit Mercy											
HL 1st Round											
HL 2nd Round											
HL Semis											
HL Finals											

* denotes starter

CAREER STATS

Season	GP-GS	MIN-Avg	FG	Pct.	3FG	Pct.	FT	Pct.
2017-18	30-0	414-13.8	41-93	.441	4-13	.308	22-29	.759
2018-19	31-25	710-22.9	79-150	.527	7-24	.292	46-65	.708
2019-20	10-7	234-23.4	30-72	.417	0-1	.000	12-22	.545
TOTALS	71-32	1358-19.1	150-315	.476	11-38	.289	80-116	.690

REBOUNDS

Season	O-D-REB-AVG.	PF-DQ	AST	TO	BLK	STL	PTS-PPG
2017-18	38-68-106-3.5	46-0	12	20	11	12	108-3.6
2018-19	61-135-196-6.3	51-0	23	28	24	19	211-6.8
2019-20	30-53-83-8.3	21-0	7	22	8	3	72-7.2
TOTALS	129-256-385-5.4	118-0	42	70	43	34	391-5.5

EARLY SIGNING PERIOD



SADAIDRIENE HALL

Nickname: DayDay

Forward
6-6 | 200
Sulphur Springs, Texas
Sulphur Springs High School

QUICK NOTES

- Second Team All-State and First Team All-District and All-Region honoree as a junior at Sulphur Springs (Texas) High School after averaging 16 points and 12 rebounds per game
- Shot 65 percent from the floor and 80 percent from the free throw line as a junior.
- Helped Sulphur Springs to a 29-9 record, a second straight district title and the program's first-ever state tournament appearance
- Helped Sulphur Springs go 31-6 his sophomore year with a district title
- Owns career-highs of 38 points and 22 rebounds in a game
- Currently ranked No. 32 in the 2020 class in the state of Texas according to TexasBoysBasketball.com
- Rated the No. 35 player in the state of Texas by Rivals.com after climbing more than 70 spots after his play last summer
- Plays AAU for Dallas Showtime and was named to the Second Team All-UA Rise Team after averaging 17.5 points per game and shooting 63.3 percent from the floor
- Helped Dallas Showtime finish atop the UA Rise 17U Division with a 9-1 record
- Also named First Team Prep Hoops Regional All-American and a Second Team Prep Hoops All-American after helping Showtime to a 15-2 mark on the Prep Hoops Circuit
- Academically has maintained a 3.5 grade point average

Coach Rimm on Hall:

"DayDay is a very high motor athlete that I believe Jag Nation will embrace. He's one of the most intense high school players I've seen in a very long time. He's an all around proven winner."

TEAM IMPACT - CAYDEN BARINGER



CAYDEN BARINGER

Nickname: Cay Jax
Dream Vacation Destination: China
Favorite Movie: Matilda
Favorite Food: Cereal
Favorite Athlete: Steph Curry
Super Power You'd Love to Have: Read Minds

QUICK NOTES

Through a partnership with Team IMPACT, 9-year old **Cayden Baringer** signed with the IUPUI basketball team on Dec. 19, 2018 at a ceremony at the IUPUI Athletics Offices.

Baringer, a Carmel-native, was diagnosed with Leukodystrophy in 2017. Leukodystrophies are a group of rare, progressive, metabolic, genetic diseases that affect the brain, spinal cord and often the peripheral nerves. Each type of leukodystrophy is caused by a specific gene abnormality that leads to abnormal development or destruction of the white matter (myelin sheath) of the brain.

Cayden, his mother Cara, and brothers Liam and Lucas, will be frequent guests to IUPUI games, practices and team events now that he's officially signed with the program.

LAST FOUR BOX SCORES

GAME #7 • SOUTHERN 83, IUPUI 77 (OMAHA, NEB. - BAXTER ARENA)

Southern U. 83 • 3-4,0-0 SWAC

#	Player	Total		3-Ptr		Rebounds			PF	TP	A TO Blk Stl					Min
		FG-FGA	FG-FGA	FT-FTA	Off Def Tot	Off Def Tot	PF	TP								
12	Darius Williams	f	4-7	0-0	0-1	3 5 8	4 8	2	3	0	0	0	0	30		
40	Amel Kuljuhovic	f	4-5	0-0	0-0	0 2 2	3 8	0	1	0	0	0	20			
05	Jayden Saddler	g	0-2	0-0	0-0	0 0 0	4 0	0	2	2	0	0	13			
13	Micah Bradford	g	1-3	1-3	2-2	0 0 0	4 5	3	1	0	1	1	17			
20	Lamarcus Lee	g	6-7	3-3	2-2	1 3 4	0 17	2	0	0	0	0	21			
01	Ahsante Shivers		0-1	0-1	2-2	0 1 1	0 2	2	0	0	1	1	14			
02	Damiree Burns		4-10	0-0	1-2	2 11 13	2 9	1	1	0	0	0	23			
03	Skyler Baggs		1-1	0-0	1-3	1 3 4	1 3	0	0	0	0	0	6			
04	Isaiah Rollins		0-1	0-1	0-0	0 0 0	0 0	1	0	0	0	0	5			
11	Montese Blake		8-12	1-3	0-0	0 0 0	1 17	2	3	0	0	0	19			
21	Samuel Mack		0-1	0-1	0-0	1 1 2	0 0	0	0	1	0	0	5			
25	Brendon Brook		6-10	2-5	0-0	0 1 1	2 14	2	0	0	0	0	27			
Team						1 0 1					1					
Totals			34-60	7-17	8-12	9 27 36	21 83	17	12	1	2	200				

FG % 1st Half: 16-33 48.5% 2nd half: 18-27 66.7% Game: 34-60 56.7%
 3FG % 1st Half: 3-10 30.0% 2nd half: 4-7 57.1% Game: 7-17 41.2%
 FT % 1st Half: 3-6 50.0% 2nd half: 5-6 83.3% Game: 8-12 66.7%

IUPUI 77 • 2-5,0-0 Horizon

#	Player	Total		3-Ptr		Rebounds			PF	TP	A TO Blk Stl					Min
		FG-FGA	FG-FGA	FT-FTA	Off Def Tot	Off Def Tot	PF	TP								
30	TYSON, Zo	f	2-3	0-0	4-6	1 5 6	2 8	2	0	3	0	25				
32	GOSS, Elyjah	f	5-7	0-0	0-1	2 3 5	3 10	1	3	1	0	25				
00	MINNETT, Jaylen	g	2-10	1-5	1-1	0 5 5	0 6	3	1	0	0	27				
10	DePERSIA, Mike	g	2-4	0-0	3-5	1 1 2	4 7	1	1	0	0	26				
14	BURK, Marcus	g	10-21	6-14	1-1	1 1 2	4 27	2	2	0	1	38				
02	JACKSON JR., Jamil		0-0	0-0	0-0	0 0 0	0 0	0	0	0	0	2				
12	TAYLOR, Marlon		0-0	0-0	0-0	0 0 0	0 0	0	0	0	0	0+				
13	WILLIAMS, Isaiah		4-7	0-0	5-8	4 2 6	1 13	0	0	0	0	25				
25	WHITE, Taveion		0-0	0-0	0-0	0 0 0	0 0	0	0	0	0	0+				
23	WEATHERFORD, Grant		2-4	0-1	2-2	0 1 1	3 6	4	2	0	3	32				
Team						1 2 3					1					
Totals			27-56	7-20	16-24	10 20 30	17 77	13	10	4	4	200				

FG % 1st Half: 15-30 50.0% 2nd half: 12-26 46.2% Game: 27-56 48.2%
 3FG % 1st Half: 3-9 33.3% 2nd half: 4-11 36.4% Game: 7-20 35.0%
 FT % 1st Half: 9-13 69.2% 2nd half: 7-11 63.6% Game: 16-24 66.7%

Officials: Technical fouls: Southern U.-Damiree Burns. IUPUI-None.
 Attendance: 152
 The Mainland Tournament at Omaha (Cayman Islands Classic)

Score by periods	1st	2nd	Total
Southern U.	38	45	83
IUPUI	42	35	77

Last FG - SU 2nd-00:00, IUPUI 2nd-03:27.
 Largest lead - SU by 7 2nd-08:31, IUPUI by 10 1st-09:34.
 SU led for 16:19. IUPUI led for 20:30. Game was tied for 03:11.

GAME #8 • EVANSVILLE 70, IUPUI 64 (INDIANAPOLIS - INDIANA FARMERS COLISEUM)

Evansville 70 • 5-3,0-0 MVC

#	Player	Total		3-Ptr		Rebounds			PF	TP	A TO Blk Stl					Min
		FG-FGA	FG-FGA	FT-FTA	Off Def Tot	Off Def Tot	PF	TP								
35	John Hall	f	1-3	1-2	0-0	1 3 4	4 3	0	1	0	0	0	15			
02	Artur Labinowicz	g	2-9	0-1	5-5	3 3 6	1 9	0	2	0	0	0	21			
03	Jawaun Newton	g	1-4	0-1	2-2	2 2 4	1 4	1	0	0	0	0	22			
30	Noah Frederking	g	3-8	2-7	0-2	0 3 3	2 8	1	0	1	0	25				
33	K.J. Riley	g	3-6	0-1	2-2	0 3 3	2 8	0	3	1	1	31				
01	Marcus Henderson		1-3	1-3	0-0	0 0 0	1 3	0	0	0	0	5				
05	Shamar Givance		1-4	0-2	0-0	0 1 1	2 2	1	0	0	0	13				
10	Evan Kuhlman		2-4	0-2	2-2	0 1 1	1 6	1	1	0	1	14				
13	DeAndre Williams		8-13	0-1	4-6	5 10 15	1 20	5	0	2	1	35				
20	Sam Cunliffe		3-9	1-3	0-0	0 2 2	5 7	2	1	0	0	19				
Team						1 4 5										
Totals			25-63	5-23	15-19	12 32 44	20 70	11	8	4	3	200				

FG % 1st Half: 10-33 30.3% 2nd half: 15-30 50.0% Game: 25-63 39.7%
 3FG % 1st Half: 1-4 7.1% 2nd half: 4-9 44.4% Game: 5-23 21.7%
 FT % 1st Half: 6-7 85.7% 2nd half: 9-12 75.0% Game: 15-19 78.9%

IUPUI 64 • 2-6,0-0 Horizon

#	Player	Total		3-Ptr		Rebounds			PF	TP	A TO Blk Stl					Min
		FG-FGA	FG-FGA	FT-FTA	Off Def Tot	Off Def Tot	PF	TP								
30	TYSON, Zo	f	0-0	0-0	0-0	1 3 4	3 0	1	0	0	0	18				
32	GOSS, Elyjah	f	4-9	0-0	0-2	1 8 9	2 8	0	1	0	1	28				
00	MINNETT, Jaylen	g	6-17	3-11	3-4	0 4 4	3 18	4	0	0	0	36				
10	DePERSIA, Mike	g	0-2	0-1	1-2	0 1 1	1 1	1	0	0	0	20				
14	BURK, Marcus	g	7-19	2-6	2-4	0 0 0	4 18	3	2	1	0	34				
13	WILLIAMS, Isaiah		5-7	0-0	5-10	2 6 8	4 15	3	3	0	0	32				
15	WHITE, Taveion		0-0	0-0	0-0	0 0 0	0 0	0	0	0	0	1				
23	WEATHERFORD, Grant		1-4	0-0	2-2	3 3 6	2 4	1	1	0	1	31				
Team						2 4 6										
Totals			23-58	5-18	13-24	9 29 38	19 64	13	7	1	2	200				

FG % 1st Half: 12-32 37.5% 2nd half: 11-26 42.3% Game: 23-58 39.7%
 3FG % 1st Half: 3-9 33.3% 2nd half: 2-9 22.2% Game: 5-18 27.8%
 FT % 1st Half: 10-15 66.7% 2nd half: 3-9 33.3% Game: 13-24 54.2%

Officials: Matt Morales,Jesse Joseph,Ed Phillips
 Technical fouls: Evansville-None. IUPUI-None.
 Attendance: 1659

Score by periods	1st	2nd	Total
Evansville	27	43	70
IUPUI	37	27	64

Last FG - UE 2nd-00:39, IUPUI 2nd-00:02.
 Largest lead - UE by 8 2nd-00:39, IUPUI by 12 2nd-16:29.
 UE led for 08:16. IUPUI led for 26:18. Game was tied for 05:26.

Points	In Paint	Off T/O	2nd Chance	Fast Break	Bench
Evansville	34	8	14	6	38
IUPUI	30	8	10	5	19

Score tied - 8 times.
 Lead changed - 11 times.

GAME #9 • MOREHEAD STATE 56, IUPUI 51 (MOREHEAD, KY. - JOHNSON ARENA)

IUPUI 51 • 2-7

#	Player	Total		3-Ptr		Rebounds			PF	TP	A TO Blk Stl					Min
		FG-FGA	FG-FGA	FT-FTA	Off Def Tot	Off Def Tot	PF	TP								
30	TYSON, Zo	f	0-3	0-0	0-0	1 1 2	1 4	0	1	0	0	17				
32	GOSS, Elyjah	f	2-6	0-0	0-0	2 15 17	4 0	1	4	2	0	29				
00	MINNETT, Jaylen	g	5-17	2-7	1-3	1 4 5	1 13	3	0	0	3	38				
14	BURK, Marcus	g	3-12	1-4	1-2	1 3 4	3 8	1	2	0	2	36				
23	WEATHERFORD, Grant	g	7-10	3-4	0-1	1 1 2	3 17	1	1	0	1	38				
10	KEMP, Jakoby		1-2	0-0	0-0	0 3 3	0 2	0	1	0	0	6				
02	DePERSIA, Mike		0-2	0-2	0-0	0 1 1	1 0	3	0	0	1	13				
11	KENYON, Brandon		0-0	0-0	0-0	0 0 0	0 0	0	0	0	0	2				
13	WILLIAMS, Isaiah		3-8	0-0	1-4	2 3 5	4 7	0	5	2	0	21				
Team						0 1 1										
Totals			21-60	6-17	3-10	8 32 40	17 51	9	14	4	7	200				

FG % 1st Half: 5-25 20.0% 2nd half: 16-35 45.7% Game: 21-60 35.0%
 3FG % 1st Half: 1-8 12.5% 2nd half: 5-9 55.6% Game: 6-17 35.3%
 FT % 1st Half: 1-6 16.7% 2nd half: 2-4 50.0% Game: 3-10 30.0%

Morehead State 56 • 5-4

#	Player		Total		3-Ptr		Rebounds			PF	TP	A TO Blk Stl				Min
			FG-FA	FG-FGA	FT-FTA	Off	Def	Tot								
03	BAKER, James	f	3-11	1-4	0-1	1	6	7	3	7	1	3	2	1	28	
22	BRYAN, LJ		3-6	0-0	2-2	3	8	11	3	8	1	0	1	0	25	
02	WALKER, Jordan	g	3-10	2-6	4-4	0	3	3	1	12	6	2	0	0	30	
12	THOMAS, Justin	g	5-10	0-1	0-1	1	6	7	1	10	2	1	0	3	32	
02	HENSON, Djimon	g	1-5	0-3	0-2	2	0	2	1	2	2	1	2	0	28	
00	CLAUDE, Tyzhau		4-6	0-0	0-0	1	5	6	1	8	0	2	2	0	15	
01	COOPER, De'von		0-1	0-1	0-0	0	3	3	0	0	0	1	0	0	11	
11	DIXON, Julius		2-6	0-4	1-2	0	1	1	1	5	0	0	0	0	12	
23	RIDDLE, Malik		0-4	0-1	0-0	1	2	3	0	0	1	0	1	1	10	
55	COOPER, Ta'lon		1-2	1-2	1-2	0	1	1	1	4	1	1	0	1	9	
	Team					2	0	2				1				
Totals			22-61	4-22	8-14	11	35	46	12	56	14	12	8	6	200	