



# 2019-2020 IUPUI BASKETBALL GAME NOTES

# IUPUI

## SCHEDULE/RESULTS

(3-8, 0-0 HORIZON)

Date	Opponent	Result/Time
Oct. 23	# Tiffin (ESPN3)	W, 81-77
Nov. 6	at Butler (FS2)	L, 47-80
Nov. 9	at Bradley (ESPN+)	L, 56-90
Nov. 11	Anderson (ESPN3)	W, 72-55
Nov. 13	^ at South Florida (ESPN3)	W, 70-53
Nov. 20	^ at Loyola (Ill.) (NBCSCH+ / ESPN+)	L, 62-85
Nov. 25	^ vs. Loyola (Md.)	L, 77-81
Nov. 26	^ vs. Southern	L, 77-83
Nov. 30	Evansville (ESPN+)	L, 64-70
Dec. 4	at Morehead St. (ESPN+)	L, 51-56
Dec. 7	at Ball St. (ESPN+)	L, 54-102
Dec. 10	IU South Bend (ESPN3)	W, 80-60

**Dec. 14 Purdue Fort Wayne (ESPN+) 12:00 pm**

Dec. 20 at Fresno St. (Mountain West Net) 10:00 pm

**Dec. 28 \* Youngstown St. (ESPN+) 12:00 pm**

**Dec. 30 \* Cleveland St. (ESPN+) 7:00 pm**

Jan. 3 \* at Milwaukee (ESPN3) 8:00 pm

Jan. 5 \* at Green Bay (ESPN+) 2:00 pm

**Jan. 10 \* Wright St. (ESPN3) 7:00 pm**

**Jan. 12 \* Northern Kentucky (ESPN+) 2:00 pm**

**Jan. 18 \* UIC (ESPN3) 12:00 pm**

Jan. 23 \* at Detroit Mercy (ESPN+) 7:00 pm

Jan. 25 \* at Oakland (ESPN3) 3:00 pm

Jan. 30 \* at Cleveland St. (ESPN+) 7:00 pm

Feb. 1 \* at Youngstown St. (ESPN3) 6:00 pm

**Feb. 6 \* Green Bay 11:00 am**

**Feb. 8 \* Milwaukee 12:00 pm**

Feb. 14 \* at Northern Kentucky 7:00 pm

Feb. 16 \* at Wright St. 2:00 pm

Feb. 22 \* at UIC (ESPN3) 4:12 pm

**Feb. 27 \* Oakland 7:00 pm**

**Feb. 29 \* Detroit Mercy 12:00 pm**

Mar. 3 & HL Tourney - 1st rd.

Mar. 5 & HL Tourney - Quarterfinals

Mar. 9 & HL Tourney - Semifinals

Mar. 10 & HL Tourney - Championship

# denotes exhibition

\* denotes Horizon League games

^ part of Cayman Islands Classic

(first two games on campus sites / last two at Omaha)

& denotes Horizon League Tournament games

(quarterfinals on campus sites / semis and finals in Indy)

## MEDIA COVERAGE

**TV:** ESPN+

Greg Rakestraw (xpx); Bob Lovell (analyst)

**Video Stream:** ESPN+

**Audio:** none

**Live Stats:** IUPUIJags.com

**Twitter:** @IUPUIJaguars / @IUPUIMensBball

## MBB CONTACT

**Ed Holdaway - IUPUI Assistant AD**

**Email:** eholdawa@iupui.edu

**Twitter:** @EdHoldaway

**Cell:** 317-908-2645

'03 NCAA TOURNAMENT, 2010 CBI, 2019 CIT

## IUPUI (3-8) vs. PURDUE FORT WAYNE (7-6)

Saturday, December 14, 2019 • 12:00 p.m. • Indianapolis • Indiana Farmers Coliseum (6,800)



## STAT BREAKDOWN

IUPUI		PFW
64.5	PPG	71.8
74.1	Opp. PPG	66.8
403	FG%	.452
464	Opp. FG%	.426
36.6 (-0.5)	RPG (Margin)	34.5 (+1.0)
.348	3FG%	.335
.580	FT%	.661
15.6 (-2.1)	TO/G (Margin)	14.0 (+1.2)
--- / 294 / 313	NET / KenPom / BPI	--- / 219 / 246

## SERIES BREAKDOWN

<b>Overall:</b>	31-18
<b>Rimm vs. Purdue Fort Wayne:</b>	0-0
<b>in Fort Wayne:</b>	12-12
<b>at IUPUI:</b>	19-5
<b>neutral:</b>	0-1
<b>Last Meeting:</b>	Dec. 18, 2018 (Fort Wayne, Ind.)
<b>Outcome:</b>	Purdue Fort Wayne 87, IUPUI 77
<b>Streak:</b>	Purdue Fort Wayne has won 1

## THE JAGUARS



### PROBABLE STARTERS

No.	Name	Yr.	Pos.	Ht.	Hometown	PPG	RPG	APG	FG%	3FG%	FT%
0	Jaylen Minnett	Jr.	G	6-1	Terre Haute, Ind.	13.2	4.1	2.8	.357	.367	.667
14	Marcus Burk	Jr.	G	6-3	Indianapolis, Ind.	19.8	3.0	1.5	.444	.447	.737
23	Grant Weatherford	Jr.	G	6-2	Cicero, Ind.	5.7	4.2	2.5	.471	.250	.571
13	Isaiah Williams	Jr.	G/F	6-8	Dayton, Ohio	8.3	4.8	1.2	.419	.500	.500
32	Elyjah Goss	Jr.	F	6-7	Bolingbrook, Ill.	8.1	9.5	0.7	.451	.000	.577

### OFF THE BENCH

1	Jakoby Kemp	Jr.	F	6-8	Layton, Utah	1.3	1.7	0.0	.200	.000	---
2	Jamil Jackson Jr.	Jr.	G/F	6-6	Minneapolis, Minn.	3.8	1.3	0.3	.257	.176	.692
10	Mike DePersia	Fr.	G	5-11	Cherry Hill, N.J.	2.2	2.2	1.9	.257	.000	.429
11	Brandon Kenyon	So.	F/C	6-10	Caledonia, Ontario	1.3	1.3	0.0	.300	.200	.500
12	Marlon Taylor	R-Fr.	G/F	6-5	South Bend, Ind.	0.0	0.3	0.0	.000	---	---
15	Taveion White	Fr.	F	6-7	Prosper, Texas	0.0	0.3	0.0	.000	---	---
20	Sawyer Stoltz	Fr.	F	6-9	Huntington, Ind.	0.0	0.5	0.0	.000	---	---
30	Zo Tyson	Gr.	F	6-9	Fayetteville, N.C.	3.5	3.2	0.5	.571	---	.667

## QUICK HITTERS

- Junior **Marcus Burk** enters play needing just six points to achieve the 1,000 point milestone in his collegiate career. Burk tallied 776 in his two seasons at Campbell and has 218 already this season.
- Junior **Elyjah Goss** is coming off a school record 21 rebounds against IU South Bend on Tuesday, surpassing the previous mark by a single board. Goss' 21 rebounds is the third highest single game total in NCAA Division I basketball this season and he now owns the top two single game efforts in the Horizon League this year with 21 against IUSB (Dec. 10) and 17 at Morehead State (Dec. 4).
- IUPUI is coming off a 16-17 campaign, having made the program's third postseason berth during the Division I era by earning a spot in the 2019 College Insider Tournament. The Jaguars' 16 wins were the program's most since going 19-14 in the 2010-11 in head coach Ron Hunter's final season at IUPUI.
- Head Coach **Byron Rimm II** took over on an interim basis earlier this year, replacing Jason Gardner, who spent five years at the helm of the program. Rimm boasts 14 years of head coaching experience, including 10 years at Prairie View A&M from 2006-2016 as he racked up 115 victories and is the program's all-time winningest head coach. He originally joined the Jaguars' staff just prior to last season as IUPUI's Associate Head Coach.
- IUPUI returns just five letterwinners and two starters (**Grant Weatherford** & **Elyjah Goss**) from last year's squad. 2019 Horizon League Sixth Man of the Year **Jaylen Minnett** (12.0 ppg, 78.3%) headlines the group of returners and has slid into this year's starting five. Weatherford (6.2 ppg, 3.0 rpg) started all 33 games last season and Goss (6.8 ppg, 6.3 rpg) started 25 times last season before being slowed late in the season due to injury.
- IUPUI has players from nine different states/provinces this season, with five hailing from the Hoosier State. All total, IUPUI has players this year from Indiana, Illinois, Minnesota, New Jersey, North Carolina, Ohio, Ontario, Texas and Utah.
- IUPUI swept the Horizon League's weekly awards on Nov. 18 as junior guard **Marcus Burk** was named Player of the Week and **Mike DePersia** was named Freshman of the Week after leading the Jags to wins over Anderson and at South Florida. Burk averaged 25.5 points, 5.5 rebounds, 2.5 steals and 2.0 assists per game while shooting 61 percent from the floor and 57.1 percent (8-of-14) from three. DePersia, who made his first two career starts during the week, averaged 4.0 points, 5.0 rebounds and 1.5 assists per game while shooting 57 percent from the field.

## SIGHTS & SOUNDS

- Today's national anthem will be performed by the Voices of IFD and the IUPUI women's golf team will receive their Horizon League Championship rings during the first half for winning their second straight league title.

## 2019-2020 ROSTER

### NUMERIC ROSTER

##	Name	Pos.	Ht.	Wt.	Yr.	Hometown/High School (Previous)
0	Jaylen Minnett	G	6-1	180	Jr.	Terre Haute, Ind./Terre Haute South
1	Jakoby Kemp	F	6-8	190	Jr.	Layton, Utah/Layton (Salt Lake C.C.)
2	Jamil Jackson Jr.	G/F	6-6	190	Jr.	Minneapolis, Minn./Minneapolis North (Southern Utah)
10	Mike DePersia	G	5-11	170	Fr.	Cherry Hill, N.J./Haddonfield Memorial
11	Brandon Kenyon	F/C	6-10	225	So.	Caledonia, Ontario/RISE Prep
12	Marlon Taylor	G/F	6-5	220	R-Fr.	South Bend, Ind./Riley (Indiana State)
13	Isaiah Williams	G/F	6-8	225	Jr.	Dayton, Ohio/Stivers School for the Arts (Pensacola St.)
14	Marcus Burk	G	6-3	205	Jr.	Indianapolis, Ind./Franklin Central
15	Taveion White	F	6-7	190	Fr.	Prosper, Texas/PHS Academy
20	Sawyer Stoltz	F	6-9	200	Fr.	Huntington, Ind./Huntington North
23	Grant Weatherford	G	6-2	195	Jr.	Cicero, Ind./Hamilton Heights (Midland College)
30	Zo Tyson	F	6-9	195	Gr.	Fayetteville, N.C./Trinity Christian (Colorado State)
32	Elyjah Goss	F	6-7	195	Jr.	Bolingbrook, Ill./Plainfield East

### ROSTER BREAKDOWNS

#### BY CLASS-

**Freshmen:** 4  
**Juniors:** 7

**Sophomores:** 1  
**Seniors:** 1

#### BY PRIMARY POSITION-

**Guards:** 7  
**Centers:** 0

**Forwards:** 6

#### BY HOME STATE-

**Indiana:** 5  
**Minnesota:** 1  
**North Carolina:** 1  
**Ontario:** 1  
**Utah:** 1

**Illinois:** 1  
**New Jersey:** 1  
**Ohio:** 1  
**Texas:** 1

### PRONUNCIATION GUIDE

**ELYJAH** Goss

(same as Elijah)

Jaylen **MINNETT**

(min-**NET**)

**TAVEION** White

(**TAY**-vee-on)


## RADIO / TV ROSTER



**#0 - JAYLEN MINNETT**  
6-1 // Jr. // G  
Terre Haute, Ind.  
*Sports Management*




**#1 - JAKOBY KEMP**  
6-8 // Jr. // F  
Layton, Utah  
*General Studies*




**#2 - JAMIL JACKSON JR.**  
6-6 // Jr. // G/F  
Minneapolis, Minn.  
*General Studies*




**#10 - MIKE DePERSIA**  
5-10 // Fr. // G  
Haddonfield, N.J.  
*Biomedical Engineering*



**#11 - BRANDON KENYON**  
6-10 // Soph. // F/C  
Caledonia, Ontario  
*Criminal Justice*



**#12 - MARLON TAYLOR**  
6-5 // R-Fr. // G/F  
South Bend, Ind.  
*Pre-Engineering*




**#13 - ISAIAH WILLIAMS**  
6-8 // Jr. // G/F  
Dayton, Ohio  
*General Studies*




**#14 - MARCUS BURK**  
6-3 // Jr. // G  
Indianapolis, Ind.  
*General Studies*



**#15 - TAVEION WHITE**  
6-7 // Fr. // F  
Prosper, Texas  
*Business*



**#20 - SAWYER STOLTZ**  
6-9 // Fr. // F  
Huntington, Ind.  
*Biology*



**#23 - GRANT WEATHERFORD**  
6-2 // Jr. // G  
Cicero, Ind.  
*General Studies*



**#30 - ZO TYSON**  
6-9 // Gr. // F  
Fayetteville, N.C.  
*Sports Journalism*

**Interim Head Coach:** Byron Rimm II, 1st season (2nd year at IUPUI)

**Assistant Coach:** Matt Dunn, 2nd season


**Assistant Coach:** Isaac Loechle, 2nd season

**Assistant Coach:** Brian Burton, 1st season

**Director of Operations:** Aaron Evans, 1st season

**Strength & Conditioning Coach:** Jason Quarles, 6th season

**Athletic Trainer:** Joseph Medel, 1st season



**#32 - ELYJAH GOSS**  
6-7 // Jr. // F  
Bolingbrook, Ill.  
*Sports Management*



## POLLS

ASSOCIATED PRESS <i>Week 6 - Dec. 9</i>		COACHES <i>Week 6 - Dec. 9</i>	
Rank	Team (1st)	Rank	Team (1st)
1.	Louisville (55)	1.	Louisville (28)
2.	Kansas (4)	2.	Ohio State (2)
3.	Ohio State (5)	3.	Kansas
4.	Maryland	4.	Maryland (1)
5.	Michigan	5.	Duke
6.	Gonzaga	6.	Gonzaga
7.	Duke	7.	Michigan
8.	Kentucky	8.	Virginia (2)
9.	Virginia	9.	Kentucky
10.	Oregon	10.	Auburn
11.	Baylor	11.	Baylor
12.	Auburn	12.	Dayton
13.	Memphis	13.	Oregon
14.	Dayton	14.	Arizona
15.	Arizona	15.	Michigan State
16.	Michigan State	16.	North Carolina
17.	North Carolina	t-17.	Memphis
18.	<b>Butler</b>	t-17.	Tennessee
19.	Tennessee	19.	<b>Butler</b>
20.	Villanova	20.	Villanova
21.	Florida State	21.	Florida State
22.	Seton Hall	22.	Seton Hall
23.	Xavier	23.	Colorado
24.	Colorado	24.	San Diego State
25.	San Diego State	25.	Washington

### MID-MAJOR TOP 25

<i>December 9</i>					
Rk	Team (1st)	Record	Pts.	Prev.	Conf.
1.	Gonzaga (29)	10-1	771	1	West Coast
2.	Liberty (1)	11-0	741	2	ASUN
3.	Northern Iowa	8-1	658	5	Missouri Valley
4.	Saint Mary's (1)	9-2	649	4	West Coast
5.	ETSU	8-2	623	3	Southern
6.	Bowling Green	7-2	582	7	Mid-American
7.	Belmont	6-3	542	15	Ohio Valley
8.	Kent State	8-1	490	16	Mid-American
9.	Stephen F. Austin	7-2	474	8	Southland
10.	Furman	8-3	447	6	Southern
11.	Yale	8-3	444	20	Ivy League
12.	UNCG	8-2	409	19	Southern
13.	Vermont	7-4	398	9	America East
14.	Delaware	9-1	369	13	Colonial
15.	Toledo	7-2	352	17	Mid-American
16.	BYU	7-4	331	10	West Coast
17.	<b>Wright State</b>	<b>7-3</b>	<b>235</b>	<b>12</b>	<b>Horizon</b>
18.	Harvard	6-4	227	24	Ivy League
19.	Buffalo	6-3	185	22	Mid-American
20.	<b>Evansville</b>	<b>7-3</b>	<b>156</b>	<b>23</b>	<b>Missouri Valley</b>
21.	UCSB	6-3	128	NR	Big West
22.	Drake	8-2	109	NR	Missouri Valley
23.	San Francisco	8-2	102	21	West Coast
24.	<b>NKU</b>	<b>7-3</b>	<b>86</b>	<b>NR</b>	<b>Horizon</b>
25.	Colgate	6-4	85	11	Patriot

### HORIZON LEAGUE PRESEASON POLLS

#### Pl. School (1st-place) - Votes

- Wright State (28) - 350
- Northern Kentucky (5) - 295
- UIC (1) - 280
- Oakland (1) - 229
- Green Bay - 207
- Youngstown State - 186
- Milwaukee - 146
- Detroit Mercy - 133
- IUPUI - 92**
- Cleveland State (1) - 62

**Preseason POTY:** Antoine Davis, Detroit Mercy

#### First Team (alphabetical order by school)

Antoine Davis, Detroit Mercy  
Jalen Tate, Northern Kentucky  
Xavier Hill-Mais, Oakland  
Tarkus Ferguson, UIC  
Loudon Love, Wright State

#### Second Team (alphabetical order by school)

JayQuan McCloud, Green Bay  
Tyler Sharpe, Northern Kentucky  
Marcus Ottey, UIC  
Bill Wampler, Wright State  
Darius Quisenberry, Youngstown State

## HORIZON LEAGUE

HORIZON LEAGUE STANDINGS <i>as of Dec. 12</i>		
Team	Overall (Pct.)	HL (Pct.)
Wright State .....	8-3 (.727)	0-0 (.000)
Northern Ky. ....	7-3 (.700)	0-0 (.000)
Milwaukee.....	5-5 (.500)	0-0 (.000)
Oakland .....	5-5 (.500)	0-0 (.000)
Youngstown State.....	5-5 (.500)	0-0 (.000)
Cleveland State.....	4-6 (.400)	0-0 (.000)
UIC .....	4-6 (.400)	0-0 (.000)
Green Bay.....	3-7 (.300)	0-0 (.000)
<b>IUPUI.....</b>	<b>3-8 (.273)</b>	<b>0-0 (.000)</b>
Detroit Mercy .....	1-8 (.111)	0-0 (.000)

HORIZON LEAGUE SCHEDULE		
Date	Game	Time
12/14	Purdue Fort Wayne at IUPUI	12pm
	Oakland at Michigan St.	12pm
	UIC at DePaul	2pm
	Toledo at Detroit Mercy	3pm
	Evansville at Green Bay	7pm
	Eastern Illinois at Milwaukee	8pm
12/15	Illinois St. at Northern Ky.	2pm
	Cleveland St. at Bowling Green	4pm
	SEMO at Youngstown St.	8pm
12/17	Mississippi Valley St. at Wright St.	tba
12/18	UIC at Illinois St.	7pm
	DePaul at Cleveland St.	7pm
	Binghamton at Youngstown St.	7:45pm
	Concordia-Chicago at Green Bay	8pm
	Oakland at Syracuse	8pm
12/19	Northeastern at Detroit Mercy	7pm
12/20	UC Irvine at UIC	8pm
	IUPUI at Fresno St.	10pm
12/21	Wright St. at Toledo	tba
	Youngstown St. at West Virginia	1pm
	Green Bay at Northern Illinois	2pm
	Fairfield at Oakland	2pm
	SIUE at Detroit Mercy	3pm
	Cleveland St. at E. Tennessee St.	4pm
	Milwaukee at Wisconsin	5pm
	Northern Ky. at UNC Greensboro	7pm
12/28	*Youngstown St. at IUPUI	12pm
	*Milwaukee at Northern Ky.	1pm
	*Green Bay at Wright St.	2pm
	*Detroit Mercy at Oakland	3pm
	*Cleveland St. at UIC	4:12pm
12/30	*Youngstown St. at UIC	7pm
	*Milwaukee at Wright St.	7pm
	*Cleveland St. at IUPUI	7pm
	*Green Bay at Northern Ky.	7pm
	Detroit Mercy at Gonzaga	9pm
1/3	*UIC at Green Bay	7pm
	*Wright St. at Oakland	7pm
	*Northern Ky. at Detroit Mercy	7pm
	*IUPUI at Milwaukee	8pm
1/4	*Youngstown St. at Cleveland St.	3pm

IUPUI IN HORIZON LEAGUE STATS <i>as of Dec. 11 [denotes NCAA ranking]</i>		
Category	HL [Nat Rk.]	Stat
Scoring .....	8th .....	64.6 ppg
Scoring Defense.....	8th .....	74.1 ppg
Scoring Margin.....	8th .....	-9.6 ppg
Rebounding Margin .....	6th .....	-0.5 rpg
Field Goal % .....	8th .....	40.3%
3Pt Field Goal % .....	2nd .....	34.8%
Free Throw % .....	10th .....	58.0%
Assists .....	8th .....	11.3 apg
Turnovers.....	8th .....	15.6 to/g
Turnover Margin.....	7th .....	-2.1 to/g
Assist/TO Ratio .....	8th .....	0.72 a/to
Blocked Shots .....	7th .....	2.36 bpg
Steals .....	6th .....	6.91 spg
Offensive Rebounds.....	3rd .....	12.0 rpg
Defensive Rebounds....	8th .....	24.6 rpg
Home Attendance.....	9th .....	1,265/gm
Player Horizon [Natl Rk.]		Stat
<b>Marcus Burk</b>		
3FG%	1st	44.7%
3FG	1st	3.45/game
20+ Scoring Games	2nd	6 total
Scoring	2nd	19.8 ppg
FG%	4th	44.4%
Minutes	6th	32.7 mpg
Steals	8th	1.45 spg

<b>Elyjah Goss</b>		
Rebounding	1st	9.45 rpg
Double-Doubles	t-1st	3 total
Def. Rebounding	2nd	6.09 rpg
Blocked Shots	2nd	1.09 bpg
Off. Rebounding	2nd	3.36 rpg

<b>Jaylen Minnett</b>		
3FG	2nd	3.00/game
3FG%	3rd	36.7%
Minutes	7th	32.4 mpg
Assists	10th	2.82 apg
Scoring	11th	13.2 ppg
Steals	12th	1.36 spg

<b>Grant Weatherford</b>		
Minutes	12th	31.2 mpg
Assists	13th	2.45 apg

<b>Isaiah Williams</b>		
Off. Rebounding	t-7th	2.00 rpg
Rebounding	18th	4.82 rpg

## E'S RECORD BREAKING NIGHT

Junior Elijah Goss had a record breaking night against IU South Bend on Tuesday (Dec. 10), posting a school record 21 rebounds to go along with a career-high 17 points and four blocked shots in the Jaguars' 80-60 victory. Goss grabbed seven offensive boards and 14 defensive boards and hit 7-of-10 field goal attempts as he continues his torrid play of late.

The prior record was 20 on two different occasions, the most recent coming by Michael Boles in 1993. Goss became the first player in IUPUI history to grab at least 20 boards in the Jaguars' Division I era.

## MR. WINDEX

Junior Elijah Goss currently **leads the Horizon League** and ranks 45th nationally in rebounding at 9.5 per contest, more than a full rebound ahead of second place Naz Bohannon (YSU). He owns the two highest single-game totals in the Horizon League this season, grabbing 21 against IUSB (Dec. 10) and 17 at Morehead State (Dec. 4). His 21 boards against IUSB is the third-highest single-game total in NCAA Division I this season.

Since returning to the starting lineup six games ago, Goss is averaging 10.5 points and 12.3 rebounds per game.

Goss is currently tied atop the Horizon League in double-doubles (3) and second in the league in blocked shots (1.09 bpg).

## CHASING 1,000

Junior Marcus Burk needs just six points to hit the 1,000 milestone for his career, having tallied 776 in two seasons at Campbell and 218 this season.

## HEALTH CHECK

Saturday's game at Ball State was the first time all season that head coach Byron Rimm had his full roster as his disposal. Junior Jakoby Kemp missed the season's initial eight games due to injury and upon his return at Morehead State (Dec. 4), classmate Jamil Jackson was sidelined due to injury. Jackson missed two games before returning at Ball State.

## BURK'S BEEN BALLIN'

Junior Marcus Burk has undoubtedly been IUPUI's top offensive player all season, ranking No. 37 nationally in scoring (19.8 ppg) and No. 3 nationally in total threes made (38).

Here are some more notes on Burk to start the season:

-Burk tallied a season-high 32 points (12-of-21 FG, 7-of-10 3's) against Loyola (Md.), falling one shy of his career-high 33 from his sophomore year at Campbell. Burk's 32 was the most by an IUPUI player since Darell Combs hit the same number against South Dakota on Feb. 25, 2016.

-While Burk is off to a hot start and averaging nearly 20 points per game to start the year, no IUPUI player has averaged 20 points per game for an entire season since Alex Young averaged 20.4 points per game in 2011-12. Only three players - Odell Bradley (23.1, 2003-04), George Hill (21.5, 2007-08) and Young (20.4, 2011-12) - have averaged better than 20 points per game during the Jaguars' Division I era.

-Burk enters tonight with 994 points in his collegiate career - 776 in two seasons at Campbell and 218 in an IUPUI uniform.

## SPLASH BROTHERS

IUPUI's version of the Splash Brothers - Marcus Burk and Jaylen Minnett - has been impressive to start the season, both ranking among the Horizon League's top three in both threes made and three-point percentage.

Burk leads the league in three per game (3.45) while Minnett is second in the league in the category (3.00). Burk leads in three-point percentage (44.7%) and Minnett is third at 36.7%. By hitting a combined 6.45 threes/game, the duo is easily tops in the league for a tandem as Detroit Mercy's Antoine Davis and Brad Calipari are next in line at 4.89 threes/game.

## TOP GUNS

Burk and Minnett are accounting for the bulk of the Jaguars' offense through the season's first eight games, having taken 50 percent of the team's field goal attempts (327 of 655) and 76 percent of the team's three-point attempts (175 of 230). In addition, the duo has accounted for 51 percent (363 of 710) of the team's total points.

Burk (19.8 ppg) and Minnett (13.2 ppg) easily lead the team in scoring while Isaiah Williams is third at 8.3 ppg.

## MINNETT NOTES

Junior Jaylen Minnett, the 2019 Horizon League Sixth Man of the Year, is unlikely

to be a repeat winner of the award as he's assumed a starting job this season. The 6-foot-1 Terre Haute-native, averaged 12.0 points per game and drilled 78 3's last season, while coming off the bench in all but the season finale.

Some other tidbits on Minnett include:

-He currently owns the nation's **third-longest streak** of consecutive games with at least one made three at 47 games... Minnett made at least one trey in all 33 games last season and the final three games of the 2017-18 season... the last time Minnett went without a three in a game was against Oakland on Feb. 19, 2018 when he was held without a triple in 14 minutes.

-Minnett enters play ranked eighth on IUPUI's all-time list with 162 made 3's in his career...he has some work to do to move up on the list as both Leroy Nobles and Akeem Clark are tied for the No. 6 spot with 186 makes each.

-His 78 3's made last season was the 7th-highest single-season total in IUPUI history.

-His 7.1 ppg scoring average as a freshman in 2017-18 was the highest by an IUPUI rookie since Alex Young average 10.8 points per game in 2008-09.

-His 51 made 3's in 2017-18 were the most by an IUPUI freshman in the program's Division I era (1998-present).

## GRANT AIDS

With the offense sputtering at Morehead State, junior Grant Weatherford poured in three threes in a span on six minutes, after entering the game without a three on the season. Weatherford had just 11 career treys coming into that contest, but oddly enough, he's made eight of his 14 triples in two games.

vs. Green Bay (2-24-19) / 21 pts, 6-12 FG, 5-6 3's, 4-4 FT

at Morehead State (12-4-19) / 17 pts, 7-10 FG, 3-4 3's, 0-1

Outside of those two games, Weatherford is a combined 6-of-22 from three-point range in 42 career games.

## STORY TELLER

In IUPUI's three wins this season, the Jags have held opponents to 36 percent shooting overall and 21 percent from three-point range.

In the Jaguars' eight losses, foes have shot 50.4 percent overall and 37.4 percent from beyond the arc.

Five of the eight opponents to have beaten the Jags have shot 50 percent or better from the floor.

## NEW LOOK JAGS

This year's team has a decidedly new look - a new head coach, only five returners and a largely new coaching staff.

Head coach Byron Rimm II took over on an interim basis this past fall, taking over for Indianapolis-native Jason Gardner. Rimm, who is the winningest head coach in Prairie View A&M history with 115 career wins, became the ninth head coach in IUPUI history after taking over for Gardner.

He has 10+ years of Division I head coaching experience and helped PVAMU to winning records in 2008-09 and 2009-10.

Beside him, Rimm boasts two new assistants on the sidelines as well as Brian Burton joined the program from UTEP in November and Aaron Evans joined the program as Director of Operations from nearby Marian University over the summer. Evans took the spot of Isaac Loechle, who was promoted from Director of Operations to Assistant Coach last summer.

## ROSTER ASSEMBLY

IUPUI brings back five letterwinners from a season ago, including two starters (Elijah Goss & Grant Weatherford), the league's Sixth Man of the Year (Jaylen Minnett) and two reserves (Jakoby Kemp & Brandon Kenyon).

Two other transfers sat out last season and are now eligible (Marcus Burk & Jamil Jackson Jr.) and a third (Zo Tyson), joined the program as a graduate transfer.

The remaining members of the roster are all new faces in a JC-transfers (Isaiah Williams), a redshirt freshman transfer who's immediately eligible (Marlon Taylor) and three true freshmen (Mike DePersia, Sawyer Stoltz & Taveion White).

## WHERE'D THEY GO?

IUPUI graduated the Horizon League's Defensive Player of the Year D.J. McCall, who's currently in Fort Wayne Mad Ants camp, vying for a spot in the G-League as a rookie. In addition, three-year starter Evan Hall also graduated on the inside, as did 7-foot-1 big man Ahmed Ismail.

The other key departure was second team All-Horizon League selection Camron Justice, who pursued a graduate transfer, and is now playing at Western Kentucky. The Jags also suffered two other defections at the start of the school year as local product Jack Hansen decided not to continue his college basketball career after appearing in 31 games last season.

## BASKETBALL CENTRAL

IUPUI will be a big part of the center of the college basketball universe this March as the 2020 Horizon League Championships will be played at the Indiana Farmers Coliseum on Mar. 9-10 and the department will later serve as institutional co-host of an NCAA Men's Basketball Regional at Lucas Oil Stadium on Mar. 26-28, alongside the Horizon League and Indiana Sports Corporation.

Both the men's and women's Horizon League Semifinals (Mar. 9) and Championship games (Mar. 10) will be played at Indiana Farmers Coliseum as 2020 marks the first of a three-year rotation.



## NEWS, NOTES & STORYLINES (CONT.)

The other came when highly touted freshman Calvin Temple opted to transfer to Louisiana at the start of the school year. Temple, a 6-foot-1 guard who was one of the top prep players from the state of Mississippi, practiced with the Jaguars during the summer before opting to transfer.

### LARGE CLASS

IUPUI entered the season with an eight-man junior class eligibility wise, tying for the eighth largest class in all of college basketball. Below are the lists of large classes.

- 11 total: Navy (freshman class), Utah (freshman class)
- 10 total: Air Force (freshman class), TCU (freshman class)
- 9 total: Colorado (jr. class), CSU Bakersfield (jr. class), Middle Tenn. (jr. class)
- 8 total: Idaho (jr. class), IUPUI (jr. class)

### FAMILY TIES

-DePersia comes from a notable basketball family in the state of New Jersey and he and his brothers - twins Rob and Nick - are one of just four sets of siblings in NJ high school basketball history to have all scored 1,000 points in their high school careers. DePersia led his Haddonfield squad to back-to-back state titles his junior and senior seasons. His two brothers went on to play collegiately at Rowan University and were named the Albert Carino Boys Basketball Club of South Jersey Small College Players of the Year last April while playing for former Penn State standout Joe Crispin. Rob recently joined the Villanova program as a graduate assistant.

-Kemp's older brother is a WR with the Kansas City Chiefs, Marcus Kemp. Kemp played at the University of Hawaii and is now in his second season with the Chiefs, having joined the team as an undrafted free agent in 2017.

### GRADS

Two members of the IUPUI team have already completed their undergraduate work and are now pursuing Master's degrees. Grant Weatherford completed his undergraduate work last spring and is now pursuing a Master's degree and still has two years of eligibility ahead.

Colorado State-transfer Zo Tyson earned his degree this past summer and is now pursuing his Master's degree in Sports Journalism on the IUPUI campus.

### PRO NOTES

In addition to the success that former IUPUI Jaguar George Hill is continuing to have in his 12th NBA season, IUPUI presently has seven former players playing professionally all over the world.

- George Hill / Milwaukee Bucks (NBA)
- Darell Combs / Mgzavrebi (Georgia Superleague)
- Alex Young / Al Ahly (Egyptian Superleague)
- Ahmed Ismail / Al Ahly (Egyptian Superleague)
- D.J. McCall / Fort Wayne Mad Ants (G-League)
- Robert Glenn / H.Galilee (Israeli National League)
- Maurice Kirby / Shoot it Dragon (Thailand TBL)

### AT THE HORN

Winning games at the horn has been a staple of recent IUPUI squads. In the past five seasons, IUPUI has won five games in the closing seconds, including three as time expired:

- P.J. Boutte - 15' floater at the horn vs. Ball State (71-69 / Nov. 22, 2014)
- Marcellus Barksdale - layup at the horn at IPFW (84-82 / Jan. 23, 2016)
- Jordan Pickett - wing 3 with :02 vs. NDSU (73-72 / Jan. 31, 2016)
- Darell Combs - wing J with :01.5 vs. SDSU (85-83 / Jan. 18, 2017)
- Evan Hall - layup at the horn vs. Milwaukee (72-71 / Jan. 10, 2018)

### 21 UP

Last February, Hall of Famer Matt Crenshaw became just the 3rd player in school history to have his jersey retired, joining #34 Carlos Knox and #3 George Hill, in the rafters.

Crenshaw finished as the program's all-time leader in assists and hit the game-winning shot in the 2003 Mid-Continent Conference Tournament to send IUPUI to the NCAA Tournament. He later played overseas and returned to IUPUI as a longtime member of the coaching staff before joining the Ball State coaching staff just prior to the start of last season.

Hill was among those to attend the festivities.



## UNIVERSITY QUICK FACTS

<b>Location</b>	Indianapolis, Ind.
<b>Founded</b>	1969
<b>Nickname</b>	Jaguars
<b>Colors</b>	Red, gold & black
<b>Enrollment</b>	30,000
<b>Affiliation</b>	NCAA Division I
<b>Conference</b>	The Horizon League
<b>Home Facility (Cap.)</b>	Indiana Farmers Coliseum (6,800)
<b>Chancellor</b>	Dr. Nasser Paydar
<b>Athletics Director</b>	Dr. Roderick Perry
<b>Website</b>	www.IUPUIJags.com
<b>Twitter</b>	@IUPUIJaguars
<b>Athletics Phone</b>	(317) 278-5247
<b>Mailing Address</b>	1000 Waterway Blvd. Indianapolis, IN 46202

## BASKETBALL HISTORY

<b>First Yr. of basketball</b>	1972
<b>Seasons of basketball</b>	48th
<b>Seasons of Division I basketball</b>	22nd
<b>Division I (1998-pres.) Record</b>	275-302 (.477)
<b>NCAA Appearances</b>	1
<b>Last NCAA Appearance</b>	2003
<b>Last Postseason Appearance</b>	2019 (CIT - First Round)

## UNIVERSITY NOTES

### ABOUT THE UNIVERSITY

IUPUI is a public research university located in downtown Indianapolis that is the result of a merger of the Purdue Indianapolis Extension Center (1946) and Indiana University Indianapolis (1916). The merger was completed in 1969 and athletics began in 1972.

The university offers more than 200 degree programs and boasts an enrollment over 30,000 (22,000 undergrad and 8,000 postgrad). The university also boasts an endowment of more than \$850 million.

The university is ranked among the Top 200 "National Universities" and ranked 7th for "Up and Coming Schools." U.S. News has ranked IUPUI among the nation's elite for 13 straight years.

All total, the campus covers 509 acres and is located along Indy's Cultural Trail.

IUPUI includes the nation's largest nursing school, the second largest medical school in the country, the only dental school in the state, and the country's oldest school of physical education. IUPUI is among the top 20 campuses in the nation for graduate professional degrees conferred

### ATHLETIC PROWESS

IUPUI was a primary beneficiary of the 1987 Pan-American Games in Indianapolis and continues to boast some world renowned facilities.

The IU Natatorium is located on the IUPUI campus and is among the best swimming & diving facilities in the world. It has hosted the U.S. Olympic Team Trials four different times and 12 NCAA National Championship meets. In addition, the 2017 World Juniors were held at IUPUI and 16 world records have been set in the Natatorium water.

Adjacent west is the Michael A. Carroll Track & Soccer Stadium which has hosted several USA Outdoor Track & Field Championships and NCAA Championships, along with the 1988 US Olympic Trials. Florence Griffith-Joyner set the 100m world record of 10.49 on the track.

In basketball circles, IUPUI is best known as the long-time host of the Nike All-American Camp, which was held on campus for two decades. The nation's top prep players and coaches from every level converged on campus for two weeks each summer in what was considered the elite college recruiting event of the year. Alum included LeBron James, Chris Webber, Allen Iverson, Kevin Garnett, Jason Kidd and Paul Pierce, among many others.

### GEORGE HILL

IUPUI's best known basketball alum is current NBAer George Hill, who is in his 12th year in the league this season. Hill was originally drafted by the San Antonio Spurs (1st rd., 26th overall) in 2008.

He's played for the Spurs (2008-11), Indiana Pacers (2011-16), Utah Jazz (2016-17), Sacramento Kings (2017-18), Cleveland Cavaliers (2018) and Milwaukee Bucks (2018-pres.). He's played in more than 700 regular season games, making nearly 450 career starts and averaging 11.2 points per game in his NBA career.

Entering this season, he's played in 117 career playoff games, starting 90 times and averaging 12.3 points per game.



### HUNTER TO THE HALL

Longtime IUPUI head coach Ron Hunter was inducted as part of the Jaguars' Hall of Fame Class of 2019 this past February.

Hunter, now the head coach at Tulane University, guided the IUPUI basketball program from 1994-2011 and is the program's all-time leader in wins (275), winning percentage (.557), games coached (494), winning seasons (11) and 20-win seasons (4). He guided IUPUI to its only ever NCAA Division I NCAA Tournament appearance in 2003. Led by future NBAer George Hill, his 2007-08 team won a school record 26 games and two years later, his team went 25-11 and collected the program's first-ever Division I postseason win. He was a two-time league Coach of the Year and clearly elevated the program during his tenure.

He earned national acclaim for his work with Samaritan's Feet as the first in the country to coach a game in his bare feet in January 2008 to raise awareness for those in need. He later personally delivered shoes to individuals in Peru and Costa Rica. He collected numerous honors for his philanthropic work including being named a 2008 ABC News Person of the Year, the 2010 Indiana Pathfinder Award recipient and an NABC Guardians of the Game Pillar Award for Service.



# 2019-2020 MISCELLANEOUS STATISTICS

## IUPUI'S RECORD WHEN...

	'19-20 Overall	'19-20 Horizon	Under Rimm
Home:	2-1	0-0	2-1
Away:	1-5	0-0	1-5
Neutral:	0-2	0-0	0-2
Overtime:	0-0	0-0	0-0
Lead @ Halftime:	3-2	0-0	3-2
Trail @ Halftime:	0-6	0-0	0-6
Tied @ Halftime:	0-0	0-0	0-0
Leading w/ 5:00 left:	3-0	0-0	3-0
Trailing w/ 5:00 left:	0-7	0-0	0-7
Tied w/ 5:00 left:	0-1	0-0	0-1
Shooting 50% or better:	1-0	0-0	1-0
Shooting 40-50%:	1-3	0-0	1-3
Shooting less than 40%:	1-5	0-0	1-5
Opp. shoots 50% or better:	0-5	0-0	0-5
Opp. shoots 40-50%:	1-1	0-0	1-1
Opp. shoots less than 40%:	2-2	0-0	2-2
Shooting better % than opp.	2-0	0-0	2-0
Shooting worse % than opp.	1-8	0-0	1-8
Scoring less than 50:	0-1	0-0	0-1
Score 50-59 pts:	0-3	0-0	0-3
Score 60-69 pts:	0-2	0-0	0-2
Score 70-79 pts:	2-2	0-0	2-2
Score 80-89 pts:	1-0	0-0	1-0
Score 90+ pts:	0-0	0-0	0-0
Opp. scores less than 50:	0-0	0-0	0-0
Opp. scores 50-59 pts:	2-1	0-0	2-1
Opp. scores 60-69 pts:	1-0	0-0	1-0
Opp. scores 70-79 pts:	0-1	0-0	0-1
Opp. scores 80-89 pts:	0-4	0-0	0-4
Opp. scores 90+ pts:	0-2	0-0	0-2
Commit less TO than opp.	2-2	0-0	2-2
Commit more TO than opp.	1-6	0-0	1-6
Commit same TO as opp.	0-0	0-0	0-0
Outrebound opponent:	2-2	0-0	2-2
Outrebounded:	1-6	0-0	1-6
Rebounding is equal:	0-0	0-0	0-0
Bench outscores opp.:	1-0	0-0	1-0
Bench is outscored:	2-8	0-0	2-8
Bench scoring is equal:	0-0	0-0	0-0
Hit more FT than opp.:	1-1	0-0	1-1
Hit less FT than opp.:	1-7	0-0	1-7
Hit same FT as opp.:	0-0	0-0	0-0
Hit more 3's than opp.:	3-2	0-0	3-2
Hit less 3's than opp.:	0-4	0-0	0-4
Hit same 3's as opp.:	0-2	0-0	0-2
Decided by 5 pts or less:	0-2	0-0	0-2
Decided by 6-10 points:	0-2	0-0	0-2
Decided by 10+ points:	3-4	0-0	3-4
In home whites:	2-3	0-0	2-3
In road blacks:	1-4	0-0	1-4
In road reds:	0-1	0-0	0-1
7 in double-digits:	0-0	0-0	0-0
6 in double-digits:	0-0	0-0	0-0
5 in double-digits:	1-0	0-0	1-0
4 in double-digits:	0-0	0-0	0-0
3 in double-digits:	1-4	0-0	1-4
2 in double-digits:	1-2	0-0	1-2
1 in double-digits:	0-2	0-0	0-2
0 in double-digits:	0-0	0-0	0-0
On Mondays:	1-1	0-0	1-1
On Tuesdays:	1-1	0-0	1-1
On Wednesdays:	1-3	0-0	1-3
On Thursdays:	0-0	0-0	0-0
On Fridays:	0-0	0-0	0-0
On Saturdays:	0-3	0-0	0-3
On Sundays:	0-0	0-0	0-0
In November:	2-6	0-0	2-6
In December:	1-2	0-0	1-2
In January:	0-0	0-0	0-0
In February:	0-0	0-0	0-0
In March:	0-0	0-0	0-0

## CAREER DOUBLE-DIGIT PERFORMANCES/STARTS/DUNKS

Double-Digit Scoring Gms		
Name	Sea	Car
Minnett	8	36
Goss	5	15
Burk	9	9
Weatherford	2	9
Williams	3	3
Jackson Jr.	1	1

20+ Point Scoring Games		
Name	Sea	Car
Burk	6	6
Minnett	0	4
Weatherford	0	2

30+ Point Scoring Games		
Name	Sea	Car
Burk	1	1

Double-Digit Reb. Games		
Name	Sea	Car
Goss	4	12

Double-Doubles		
Name	Sea	Car
Goss	3	6

Games Started		
Name	Sea	Car
Burk	11	11
DePersia	6	6
Goss	8	33
Minnett	11	16
Tyson	8	8
Weatherford	5	38
Williams	6	6

Dunks		
Name	Sea	Car
Burk	1	1
Goss	9	50
Kemp	0	1
Kenyon	1	3
Tyson	5	5
Weatherford	0	1
Williams	1	1

## TIMES LEADING THE TEAM IN...

Points		
Name	Sea	Car
Minnett	3	13
Burk	8	8
Weatherford	1	2
Goss	0	1

Rebounds		
Name	Sea	Car
Goss	8	24
Weatherford	1	3
Burk	2	2
Tyson	2	2
Minnett	1	1
Williams	1	1

Assists		
Name	Sea	Car
Weatherford	5	18
Minnett	4	16
DePersia	4	2
Goss	0	2
Burk	1	1
Tyson	1	1
Williams	1	1

Steals		
Name	Sea	Car
Minnett	4	13
Weatherford	4	12
Goss	2	10
Burk	2	3
DePersia	2	2
Kemp	1	1
Tyson	1	1

Blocked Shots		
Name	Sea	Car
Goss	6	22
Minnett	1	4
Tyson	2	2
Burk	1	1
Stoltz	1	1
White	1	1
Williams	1	1

## SPECIALTY STATS

PP = Points in the Paint; POT = Points off Turnover; 2nd = 2nd Chance Points; BP = Bench Points

Opponent	Result	PP	POT	2nd	BP	Largest Lead	Largest Deficit	Lead Changes	Ties
#Tiffin	W, 81-77	38/34	12/32	2/10	12/28	11	4	20	12
at Butler	L, 47-80	22/50	7/19	15/11	8/15	0	33	0	0
at Bradley	L, 56-90	20/42	4/18	5/18	10/17	0	38	0	0
Anderson	W, 72-55	36/30	19/23	8/4	19/14	28	0	0	0
at South Florida	W, 70-53	26/20	27/15	7/10	12/15	19	7	22	9
at Loyola	L, 62-85	22/36	17/20	9/4	12/17	3	30	4	4
vs. Loyola (Md.)	L, 77-81	34/26	21/26	8/6	14/22	8	9	4	5
vs. Southern	L, 77-83	32/38	8/16	13/10	19/45	10	7	4	2
Evansville	L, 64-70	30/34	8/8	10/14	19/38	12	8	11	8
at Morehead State	L, 51-56	22/34	9/12	5/10	9/17	6	12	3	0
at Ball State	L, 54-102	20/26	2/20	16/21	7/33	2	48	1	1
IU South Bend	W, 80-60	30/40	20/20	22/9	14/26	24	0	0	0
Purdue Fort Wayne									
at Fresno State									
*Youngstown State									
*Cleveland State									
*at Milwaukee									
*at Green Bay									
*Wright State									
*Northern Kentucky									
*UIC									
*at Detroit Mercy									
*at Oakland									
*at Cleveland State									
*at Youngstown State									
*Green Bay									
*Milwaukee									
*at Northern Kentucky									
*at Wright State									
*at UIC									
*Oakland									
*Detroit Mercy									
*at HL 1st Rd.									
*at HL Quarters									
*at HL Semis									
*at HL Finals									
Totals		294/376	142/197	118/117	143/259			49	29
Averages		26.7/34.2	12.9/17.9	10.7/10.6	13.0/23.5			4.5	2.6

## WIN/LOSS MARGINS

Wins	3													
Margin	1	2	3	4	5	6	7	8	9	10	11-15	16-20	21-29	30+
Losses				1	1	2							1	3

# 2019-2020 IUPUI STATISTICS

## IUPUI Basketball IUPUI Combined Team Statistics (as of Dec 10, 2019) All games



RECORD:	OVERALL	HOME	AWAY	NEUTRAL
ALL GAMES	3-8	2-1	1-5	0-2
CONFERENCE	0-0	0-0	0-0	0-0
NON-CONFERENCE	3-8	2-1	1-5	0-2

##	Player	gp-gs	min	avg	Total		3-Point		F-Throw		Rebounds				pf	dq	a	to	blk	stl	pts	avg
					fg-fga	fg%	3fg-fga	3fg%	ft-fa	ft%	off	def	tot	avg								
14	BURK, Marcus	11-11	360	32.7	83-187	.444	38-85	.447	14-19	.737	6	27	33	3.0	35	1	16	27	1	16	218	19.8
00	MINNETT, Jaylen	11-11	357	32.5	50-140	.357	33-90	.367	12-18	.667	6	39	45	4.1	15	0	31	23	2	15	145	13.2
13	WILLIAMS, Isaiah	11-6	262	23.8	31-74	.419	2-4	.500	27-54	.500	22	31	53	4.8	33	2	13	27	4	5	91	8.3
32	GOSS, Elijah	11-8	266	24.2	37-82	.451	0-1	.000	15-26	.577	37	67	104	9.5	24	0	8	24	12	4	89	8.1
23	WEATHERFORD, Gra	11-5	344	31.3	24-51	.471	3-12	.250	12-21	.571	13	33	46	4.2	21	0	27	26	0	13	63	5.7
02	JACKSON JR., Jamil	8-0	89	11.1	9-35	.257	3-17	.176	9-13	.692	2	8	10	1.3	5	0	2	7	0	1	30	3.8
30	TYSON, Zo	11-8	173	15.7	16-28	.571	0-0	.000	6-9	.667	12	23	35	3.2	31	0	6	10	5	5	38	3.5
10	DePERSIA, Mike	11-6	263	23.9	9-35	.257	0-15	.000	6-14	.429	8	16	24	2.2	22	0	21	15	0	12	24	2.2
11	KENYON, Brandon	6-0	38	6.3	3-10	.300	1-5	.200	1-2	.500	2	6	8	1.3	9	0	0	1	0	2	8	1.3
01	KEMP, Jakoby	3-0	19	6.3	2-10	.200	0-1	.000	0-0	.000	2	3	5	1.7	1	0	0	1	0	1	4	1.3
20	STOLTZ, Sawyer	4-0	8	2.0	0-1	.000	0-0	.000	0-0	.000	0	2	2	0.5	0	0	0	2	1	0	0	0.0
12	TAYLOR, Marlon	4-0	7	1.8	0-1	.000	0-0	.000	0-0	.000	0	1	1	0.3	0	0	0	1	0	1	0	0.0
15	WHITE, Taveion	7-0	14	2.0	0-1	.000	0-0	.000	0-0	.000	2	0	2	0.3	3	0	0	1	1	1	0	0.0
Team											20	15	35					7				
Total.....		0	2200		264-655	.403	80-230	.348	102-176	.580	132	271	403	0.0	199	3	124	172	26	76	710	0.0
Opponents.....		0	2200		303-653	.464	83-254	.327	126-181	.696	111	297	408	0.0	173	2	164	149	49	84	815	0.0

TEAM STATISTICS	IUPUI	OPP
SCORING	710	815
Points per game	64.5	74.1
Scoring margin	-9.5	-
FIELD GOALS-ATT	264-655	303-653
Field goal pct	.403	.464
3 POINT FG-ATT	80-230	83-254
3-point FG pct	.348	.327
3-pt FG made per game	7.3	7.5
FREE THROWS-ATT	102-176	126-181
Free throw pct	.580	.696
F-Throws made per game	9.3	11.5
REBOUNDS	403	408
Rebounds per game	36.6	37.1
Rebounding margin	-0.5	-
ASSISTS	124	164
Assists per game	11.3	14.9
TURNOVERS	172	149
Turnovers per game	15.6	13.5
Turnover margin	-2.1	-
Assist/turnover ratio	0.7	1.1
STEALS	76	84
Steals per game	6.9	7.6
BLOCKS	26	49
Blocks per game	2.4	4.5
ATTENDANCE	3795	25030
Home games-Avg/Game	3-1265	6-4102
Neutral site-Avg/Game	-	2-210

Date	Opponent	Score	Att.
11/06/19	at Butler	L 47-80	7706
11/09/19	at Bradley	L 56-90	5518
11/11/19	ANDERSON (IN)	w 72-55	1051
^ 11/13/19	at South Fla.	w 70-53	2474
^ 11/20/19	at Loyola Chicago	L 62-85	2402
^ 11/25/19	vs Loyola Maryland	L 77-81	269
^ 11/26/19	vs Southern U.	L 77-83	152
11/30/19	EVANSVILLE	L 64-70	1659
12/04/19	at Morehead State	L 51-56	1776
12/07/19	at Ball St.	L 54-102	4733
12/10/19	IND.-SOUTH BEND	w 80-60	1085

^ = Cayman Islands Classic

\* = Horizon League game

Score by Periods	1st	2nd	Totals
IUPUI	362	348	710
Opponents	377	438	815

# 2018-2019 IUPUI HORIZON LEAGUE ONLY STATISTICS

## IUPUI Basketball IUPUI Combined Team Statistics (as of Mar 04, 2019) Conference games only



RECORD:	OVERALL	HOME	AWAY	NEUTRAL
ALL GAMES	8-10	6-3	2-7	0-0
CONFERENCE	8-10	6-3	2-7	0-0
NON-CONFERENCE	0-0	0-0	0-0	0-0

#	Player	gp-gs	min	avg	Total		3-Point		F-Throw		Rebounds				pf	dq	a	to	blk	stl	pts	avg
					fg-fga	fg%	3fg-fga	3fg%	ft-fa	ft%	off	def	tot	avg								
05	JUSTICE, Camron	18-18	610	33.9	100-249	.402	50-143	.350	62-76	.816	7	51	58	3.2	39	0	57	50	1	27	312	17.3
00	MINNETT, Jaylen	18-0	434	24.1	70-199	.352	44-136	.324	38-44	.864	6	30	36	2.0	29	0	37	29	2	14	222	12.3
24	HALL, Evan	18-18	477	26.5	87-162	.537	0-1	.000	12-40	.300	41	69	110	6.1	39	1	38	29	22	13	186	10.3
22	McCALL, D.J.	18-18	528	29.3	55-122	.451	6-18	.333	43-61	.705	42	74	116	6.4	41	2	35	34	4	25	159	8.8
15	ISMAIL, Ahmed	18-6	354	19.7	62-98	.633	3-4	.750	30-44	.682	47	53	100	5.6	48	3	16	26	9	2	157	8.7
32	GOSS, Elyjah	16-12	352	22.0	35-71	.493	2-10	.200	23-33	.697	32	62	94	5.9	31	0	11	18	13	10	95	5.9
23	WEATHERFORD, Gra	18-18	472	26.2	34-74	.459	8-16	.500	19-27	.704	15	32	47	2.6	47	2	45	32	2	22	95	5.3
10	ROGERS, Nick	17-0	250	14.7	27-54	.500	11-29	.379	15-22	.682	6	14	20	1.2	20	0	23	21	0	15	80	4.7
04	HANSEN, Jack	16-0	113	7.1	11-35	.314	2-12	.167	12-13	.923	8	10	18	1.1	8	0	3	4	0	4	36	2.3
02	KEMP, Jakoby	2-0	6	3.0	1-1	1.000	0-0	.000	0-2	.000	4	0	4	2.0	2	0	0	1	0	0	2	1.0
11	KENYON, Brandon	1-0	1	1.0	0-1	.000	0-1	.000	0-0	.000	0	0	0	0.0	0	0	0	0	0	0	0	0.0
55	ALSTON, Daniel	1-0	1	1.0	0-0	.000	0-0	.000	0-0	.000	0	1	1	1.0	0	0	0	1	0	0	0	0.0
25	JOHNSON, Trevor	2-0	3	1.5	0-1	.000	0-0	.000	0-0	.000	0	0	0	0.0	0	0	0	1	0	0	0	0.0
Team											40	23	63		1		10					
Total.....		18	3601		482-1067	.452	126-370	.341	254-362	.702	248	419	667	37.1	305	8	265	256	53	132	1344	74.7
Opponents.....		18	3601		471-1022	.461	169-430	.393	226-314	.720	166	385	551	30.6	333	9	270	244	80	135	1337	74.3

TEAM STATISTICS	IUPUI	OPP
SCORING	1344	1337
Points per game	74.7	74.3
Scoring margin	+0.4	-
FIELD GOALS-ATT	482-1067	471-1022
Field goal pct	.452	.461
3 POINT FG-ATT	126-370	169-430
3-point FG pct	.341	.393
3-pt FG made per game	7.0	9.4
FREE THROWS-ATT	254-362	226-314
Free throw pct	.702	.720
F-Throws made per game	14.1	12.6
REBOUNDS	667	551
Rebounds per game	37.1	30.6
Rebounding margin	+6.4	-
ASSISTS	265	270
Assists per game	14.7	15.0
TURNOVERS	256	244
Turnovers per game	14.2	13.6
Turnover margin	-0.7	-
Assist/turnover ratio	1.0	1.1
STEALS	132	135
Steals per game	7.3	7.5
BLOCKS	53	80
Blocks per game	2.9	4.4
ATTENDANCE	12104	22192
Home games-Avg/Game	9-1345	9-2466
Neutral site-Avg/Game	-	0-0

Date	Opponent		Score	Att.
* 12/28/18	at Northern Ky.	L	77-92	3303
* 12/30/18	at Wright State	L	64-72	3795
* 01/04/19	at UIC	W	66-64	2077
* 01/10/19	CLEVELAND ST.	W	90-74	1191
* 01/12/19	YOUNGSTOWN ST.	L	76-82	890
* 01/17/19	at Green Bay	W	76-70	2655
* 01/19/19	at Milwaukee	L	57-64	1613
* 01/24/19	OAKLAND	W	73-71	2285
* 01/26/19	DETROIT MERCY	W	80-65	1482
* 02/01/19	NORTHERN KY.	W	83-77	1169
* 02/03/19	WRIGHT ST.	L	74-79	1112
* 02/09/19	UIC	L	75-76	1141
* 02/14/19	at Youngstown State	L	73-75	1697
* 02/16/19	at Cleveland State	L	86-89	1567
* 02/22/19	MILWAUKEE	W	67-60	1405
* 02/24/19	GREEN BAY	W	79-68	1429
* 02/28/19	at Detroit Mercy	L	85-87	1786
* 03/02/19	at OAKLAND	L	63-72	3699

\$ = Fort Myers Tip-Off (campus sites)  
& - Fort Myers Tip-Off (Niagara, N.Y.)  
\* = Horizon League game

Score by Periods	1st	2nd	Totals
IUPUI	608	736	1344
Opponents	644	693	1337



# 2019-2020 STATISTICAL SPLITS

## Wins (3 total)

#	Player	gp-gs	min	avg	Total		3-Point		F-Throw		Rebounds				pf	dq	a	to	blk	stl	pts	avg
					fg-fga	fg%	3fg-fga	3fg%	ft-fa	ft%	off	def	tot	avg								
14	BURK, Marcus	3-3	97	32.3	27-53	.509	13-24	.542	5-5	1.000	2	10	12	4.0	7	0	7	10	0	6	72	24.0
00	MINNETT, Jaylen	3-3	98	32.7	16-40	.400	13-29	.448	4-5	.800	1	9	10	3.3	5	0	13	10	1	7	49	16.3
32	GOSS, Elyjah	3-1	67	22.3	12-22	.545	0-0	.000	7-11	.636	11	24	35	11.7	6	0	4	5	6	1	31	10.3
13	WILLIAMS, Isaiah	3-3	68	22.7	9-21	.429	1-2	.500	7-13	.538	7	5	12	4.0	8	0	2	4	2	2	26	8.7
23	WEATHERFORD, Gra	3-1	94	31.3	6-9	.667	0-1	.000	3-5	.600	5	14	19	6.3	3	0	8	8	0	6	15	5.0
02	JACKSON JR., Jamil	3-0	40	13.3	5-22	.227	1-9	.111	3-4	.750	2	4	6	2.0	2	0	2	2	0	1	14	4.7
10	DePERSIA, Mike	3-2	79	26.3	4-12	.333	0-5	.000	1-3	.333	4	8	12	4.0	6	0	5	10	0	6	9	3.0
11	KENYON, Brandon	1-0	9	9.0	1-3	.333	0-1	.000	0-0	.000	1	3	4	4.0	3	0	0	1	0	0	2	2.0
30	TYSON, Zo	3-2	28	9.3	2-6	.333	0-0	.000	0-0	.000	2	6	8	2.7	6	0	0	3	1	2	4	1.3
01	KEMP, Jakoby	1-0	2	2.0	0-1	.000	0-1	.000	0-0	.000	0	0	0	0.0	0	0	0	0	0	0	0	0.0
20	STOLTZ, Sawyer	1-0	4	4.0	0-0	.000	0-0	.000	0-0	.000	0	2	2	2.0	0	0	0	2	1	0	0	0.0
12	TAYLOR, Marlon	2-0	5	2.5	0-1	.000	0-0	.000	0-0	.000	0	1	1	0.5	0	0	0	1	0	1	0	0.0
15	WHITE, Taveion	2-0	9	4.5	0-1	.000	0-0	.000	0-0	.000	2	0	2	1.0	2	0	0	1	1	1	0	0.0
Team											9	5	14					5				
Total.....		3	600		82-191	.429	28-72	.389	30-46	.652	46	91	137	45.7	48	0	41	62	12	33	222	74.0
Opponents.....		3	600		68-187	.364	15-72	.208	17-33	.515	38	69	107	35.7	46	1	26	61	16	36	168	56.0

## Losses (8 total)

#	Player	gp-gs	min	avg	Total		3-Point		F-Throw		Rebounds				pf	dq	a	to	blk	stl	pts	avg
					fg-fga	fg%	3fg-fga	3fg%	ft-fa	ft%	off	def	tot	avg								
14	BURK, Marcus	8-8	263	32.9	56-134	.418	25-61	.410	9-14	.643	4	17	21	2.6	28	1	9	17	1	10	146	18.3
00	MINNETT, Jaylen	8-8	259	32.4	34-100	.340	20-61	.328	8-13	.615	5	30	35	4.4	10	0	18	13	1	8	96	12.0
13	WILLIAMS, Isaiah	8-3	194	24.3	22-53	.415	1-2	.500	20-41	.488	15	26	41	5.1	25	2	11	23	2	3	65	8.1
32	GOSS, Elyjah	8-7	199	24.9	25-60	.417	0-1	.000	8-15	.533	26	43	69	8.6	18	0	4	19	6	3	58	7.3
23	WEATHERFORD, Gra	8-4	250	31.3	18-42	.429	3-11	.273	9-16	.563	8	19	27	3.4	18	0	19	18	0	7	48	6.0
30	TYSON, Zo	8-6	145	18.1	14-22	.636	0-0	.000	6-9	.667	10	17	27	3.4	25	0	6	7	4	3	34	4.3
02	JACKSON JR., Jamil	5-0	49	9.8	4-13	.308	2-8	.250	6-9	.667	0	4	4	0.8	3	0	0	5	0	0	16	3.2
01	KEMP, Jakoby	2-0	17	8.5	2-9	.222	0-0	.000	0-0	.000	2	3	5	2.5	1	0	0	1	0	1	4	2.0
10	DePERSIA, Mike	8-4	184	23.0	5-23	.217	0-10	.000	5-11	.455	4	8	12	1.5	16	0	16	5	0	6	15	1.9
11	KENYON, Brandon	5-0	29	5.8	2-7	.286	1-4	.250	1-2	.500	1	3	4	0.8	6	0	0	0	0	2	6	1.2
12	TAYLOR, Marlon	2-0	2	1.0	0-0	.000	0-0	.000	0-0	.000	0	0	0	0.0	0	0	0	0	0	0	0	0.0
15	WHITE, Taveion	5-0	5	1.0	0-0	.000	0-0	.000	0-0	.000	0	0	0	0.0	1	0	0	0	0	0	0	0.0
20	STOLTZ, Sawyer	3-0	4	1.3	0-1	.000	0-0	.000	0-0	.000	0	0	0	0.0	0	0	0	0	0	0	0	0.0
Team											11	10	21					2				
Total.....		8	1600		182-464	.392	52-158	.329	72-130	.554	86	180	266	33.2	151	3	83	110	14	43	488	61.0
Opponents.....		8	1600		235-466	.504	68-182	.374	109-148	.736	73	228	301	37.6	127	1	138	88	33	48	647	80.9

## Home (2-1)

#	Player	gp-gs	min	avg	Total		3-Point		F-Throw		Rebounds				pf	dq	a	to	blk	stl	pts	avg
					fg-fga	fg%	3fg-fga	3fg%	ft-fa	ft%	off	def	tot	avg								
14	BURK, Marcus	3-3	96	32.0	24-58	.414	11-25	.440	5-7	.714	0	3	3	1.0	8	0	8	7	1	5	64	21.3
00	MINNETT, Jaylen	3-3	100	33.3	17-43	.395	12-31	.387	4-6	.667	0	11	11	3.7	8	0	10	6	1	3	50	16.7
32	GOSS, Elyjah	3-2	74	24.7	15-27	.556	0-0	.000	6-11	.545	12	28	40	13.3	7	0	2	5	5	2	36	12.0
13	WILLIAMS, Isaiah	3-2	74	24.7	11-22	.500	0-1	.000	10-19	.526	8	10	18	6.0	8	0	5	5	2	2	32	10.7
02	JACKSON JR., Jamil	2-0	31	15.5	4-18	.222	0-6	.000	3-4	.750	2	4	6	3.0	0	0	2	0	0	1	11	5.5
23	WEATHERFORD, Gra	3-1	91	30.3	5-11	.455	0-1	.000	3-5	.600	8	14	22	7.3	4	0	8	8	0	5	13	4.3
10	DePERSIA, Mike	3-2	69	23.0	2-11	.182	0-5	.000	2-5	.400	2	7	9	3.0	4	0	3	7	0	4	6	2.0
11	KENYON, Brandon	1-0	9	9.0	1-3	.333	0-1	.000	0-0	.000	1	3	4	4.0	3	0	0	1	0	0	2	2.0
30	TYSON, Zo	3-2	35	11.7	1-4	.250	0-0	.000	0-0	.000	3	7	10	3.3	5	0	1	2	1	1	2	0.7
01	KEMP, Jakoby	1-0	2	2.0	0-1	.000	0-1	.000	0-0	.000	0	0	0	0.0	0	0	0	0	0	0	0	0.0
20	STOLTZ, Sawyer	1-0	4	4.0	0-0	.000	0-0	.000	0-0	.000	0	2	2	2.0	0	0	0	2	1	0	0	0.0
12	TAYLOR, Marlon	2-0	5	2.5	0-1	.000	0-0	.000	0-0	.000	0	1	1	0.5	0	0	0	1	0	1	0	0.0
15	WHITE, Taveion	2-0	10	5.0	0-1	.000	0-0	.000	0-0	.000	2	0	2	1.0	2	0	0	1	1	1	0	0.0
Team											9	8	17					2				
Total.....		3	600		80-200	.400	23-71	.324	33-57	.579	47	98	145	48.3	49	0	39	47	12	25	216	72.0
Opponents.....		3	600		73-196	.372	15-72	.208	24-34	.706	32	84	116	38.7	52	1	29	46	17	27	185	61.7

## Road/Neutral (1-7)

#	Player	gp-gs	min	avg	Total		3-Point		F-Throw		Rebounds				pf	dq	a	to	blk	stl	pts	avg
					fg-fga	fg%	3fg-fga	3fg%	ft-fa	ft%	off	def	tot	avg								
14	BURK, Marcus	8-8	264	33.0	59-129	.457	27-60	.450	9-12	.750	6	24	30	3.8	27	1	8	20	0	11	154	19.3
00	MINNETT, Jaylen	8-8	257	32.1	33-97	.340	21-59	.356	8-12	.667	6	28	34	4.3	7	0	21	17	1	12	95	11.9
13	WILLIAMS, Isaiah	8-4	188	23.5	20-52	.385	2-3	.667	17-35	.486	14	21	35	4.4	25	2	8	22	2	3	59	7.4
32	GOSS, Elyjah	8-6	192	24.0	22-55	.400	0-1	.000	9-15	.600	25	39	64	8.0	17	0	6	19	7	2	53	6.6
23	WEATHERFORD, Gra	8-4	253	31.6	19-40	.475	3-11	.273	9-16	.563	5	19	24	3.0	17	0	19	18	0	8	50	6.3
30	TYSON, Zo	8-6	138	17.3	15-24	.625	0-0	.000	6-9	.667	9	16	25	3.1	26	0	5	8	4	4	36	4.5
02	JACKSON JR., Jamil	6-0	58	9.7	5-17	.294	3-11	.273	6-9	.667	0	4	4	0.7	5	0	0	7	0	0	19	3.2
10	DePERSIA, Mike	8-4	194	24.3	7-24	.292	0-10	.000	4-9	.444	6	9	15	1.9	18	0	18	8	0	8	18	2.3
01	KEMP, Jakoby	2-0	17	8.5	2-9	.222	0-0	.000	0-0	.000	2	3	5	2.5	1	0	0	1	0	1	4	

## 2019-2020 INDIVIDUAL SUPERLATIVES

	<b>IUPUI</b>	<b>Opponent</b>
<b>Points</b>	32- Burk vs. Loyola (Md.) (11/25/19)	26- Sean McDermott at Butler (11/6/19)
<b>Field Goals Made</b>	12- Burk vs. Loyola (Md.) (11/25/19)	10- twice
<b>Field Goals Attempted</b>	21- three times	17- twice
<b>Highest FG Pct. (min. 5 made)</b>	.714 (10-14)- Burk at South Florida (11/13/19)	.909 (10-11)- Sean McDermott at Butler (11/6/19)
<b>3-Pt Field Goals Made</b>	7- Burk vs. Loyola (Md.) (11/25/19)	4- three times
<b>3-Pt Field Goals Attempted</b>	14- Burk vs. Southern (11/26/19)	10- Justin Brown at South Florida (11/13/19)
<b>3-Pt FG Pct. (min. 3 made)</b>	.800 (4-5)- Burk at South Florida (11/13/19)	1.000 (3-3)- Lamarcus Lee vs. Southern (11/26/19)
<b>Free Throws Made</b>	5- three times	8- twice
<b>Free Throws Attempted</b>	10- Williams vs. Evansville (11/30/19)	8- twice
<b>Free Throw Pct. (min. 5 made)</b>	.833 (5-6)- Williams at Loyola Chicago (11/20/19)	1.000 (8-8)- twice
<b>Offensive Rebounds</b>	7- twice	5- twice
<b>Defensive Rebounds</b>	15- Goss at Morehead St. (12/4/19)	11- twice
<b>Total Rebounds</b>	21- Goss vs. IU South Bend (12/10/19)	15- twice
<b>Assists</b>	7- Minnett at South Florida (11/13/19)	10- Darrell Brown at Bradley (11/9/19)
<b>Turnovers</b>	6- Minnett vs. Loyola (Md.) (11/25/19)	5- four times
<b>Blocked Shots</b>	4- Goss vs. IU South Bend (12/10/19)	6- Tahjai Teague at Ball St. (12/7/19)
<b>Steals</b>	4- twice	7- Laquincy Rideau at South Florida (11/13/19)
<b>Minutes Played (regulation game)</b>	38- three times	40-Aaron Thompson at Butler (11/6/19)
<b>Minutes Played (OT game)</b>		

## 2019-2020 TEAM SUPERLATIVES

<b>IUPUI High</b>	<b>IUPUI Low</b>	<b>Statistical Category</b>	<b>Opponent High</b>	<b>Opponent Low</b>
80 - IU South Bend (12/10)	47 - at Butler (11/6)	<b>Points</b>	102 - at Ball St. (12/7/19)	53 - at South Florida (11/13)
49 - Anderson (11/11)	12 - at Morehead St. (12/4)	<b>1st Half Points</b>	47 - at Bradley (11/9)	22 - IU South Bend (12/10)
41 - Loyola (Md.) (11/25)	21 - at Butler (11/6)	<b>2nd Half Points</b>	62 - at Ball St. (12/7/19)	17 - at South Florida (11/13)
29 - twice	19 - twice	<b>Field Goals</b>	35 - at Butler (11/6)	20 - at South Florida (11/13)
74 - IU South Bend (12/10)	49 - at South Florida (11/13)	<b>Field Goal Attempts</b>	68 - Anderson (11/11)	44 - at Loyola (11/20)
.510 - at South Florida (11/13)	.302 - at Ball St. (12/7/19)	<b>FG Percentage</b>	.614 - at Loyola (11/20)	.324 - Anderson (11/11)
10 - three times	3 - at Butler (11/6)	<b>3-Point Field Goals</b>	15 - at Ball St. (12/7/19)	4 - twice
27 - IU South Bend (12/10)	14 - at Ball St. (12/7/19)	<b>3-Point Field Goal Att.</b>	34 - at Ball St. (12/7/19)	14 - at Butler (11/6)
.526 - at South Florida (11/13)	.143 - at Butler (11/6)	<b>3-Point FG Percentage</b>	.563 - at Loyola (11/20)	.167 - Anderson (11/11)
16 - vs. Southern (11/26)	2 - at Butler (11/6)	<b>Free Throws</b>	23 - at Ball St. (12/7/19)	2 - IU South Bend (12/10)
24 - twice	8 - at Butler (11/6)	<b>Free Throw Attempts</b>	29 - at Ball St. (12/7/19)	3 - IU South Bend (12/10)
.769 - at South Florida (11/13)	.250 - at Butler (11/6)	<b>Free Throw Percentage</b>	.917 - at Loyola (11/20)	.444 - twice
22 - IU South Bend (12/10)	7 - at Bradley (11/9)	<b>Offensive Rebounds</b>	18 - at South Florida (11/13)	2 - at Loyola (11/20)
42 - Anderson (11/11)	16 - at Loyola (11/20)	<b>Defensive Rebounds</b>	35 - at Morehead St. (12/4)	17 - at South Florida (11/13)
58 - Anderson (11/11)	28 - at Loyola (11/20)	<b>Total Rebounds</b>	46 - twice	25 - at Loyola (11/20)
23 - twice	10 - IU South Bend (12/10)	<b>Fouls</b>	21 - vs. Southern (11/26)	12 - at Morehead St. (12/4)
16 - Loyola (Md.) (11/25)	2 - at Ball St. (12/7/19)	<b>Assists</b>	21 - at Butler (11/6)	8 - twice
23 - Anderson (11/11)	7 - vs. Evansville (11/30)	<b>Turnovers</b>	25 - IU South Bend (12/10)	7 - at Bradley (11/9)
8 - IU South Bend (12/10)	0 - three times	<b>Blocked Shots</b>	8 - twice	1 - vs. Southern (11/26)
13 - IU South Bend (12/10)	2 - vs. Evansville (11/30)	<b>Steals</b>	14 - IU South Bend (12/10)	2 - vs. Southern (11/26)

## 2019-2020 GAME-BY-GAME LEADERS / STARTING FIVES

<b>Opponent</b>	<b>Starting 5 (alphabetically)</b>	<b>Points</b>	<b>Rebounds</b>	<b>Assists</b>	<b>Blocks</b>	<b>Steals</b>
#Tiffin	Burk-Goss-Minnett-Weatherford-Williams	Burk (31)	Goss (11)	Burk/Minnett (4)	Goss (4)	Burk (6)
at Butler	Burk-Goss-Minnett-Weatherford-Williams	Burk (17)	4 tied w/ (5)	DePersia/Tyson (2)	3 tied w/ (1)	Tyson (3)
at Bradley	Burk-Goss-Minnett-Weatherford-Williams	Minnett (17)	Goss (8)	Weatherford (4)	Goss (2)	Burk (2)
Anderson	Burk-DePersia-Minnett-Tyson-Williams	Burk (25)	Goss (10)	Weatherford (4)	3 tied w/ (1)	Burk (4)
at South Fla.	Burk-DePersia-Minnett-Tyson-Williams	Burk (26)	Burk (9)	Minnett (7)	Goss (1)	Minnett (4)
at Loyola (Ill.)	Burk-DePersia-Minnett-Tyson-Williams	Burk (23)	Goss (5)	DePersia (4)	none	DePersia (3)
vs. Loyola (Md.)	Burk-DePersia-Goss-Minnett-Tyson	Burk (32)	Goss (13)	Williams (5)	none	Minnett (3)
vs. Southern	Burk-DePersia-Goss-Minnett-Tyson	Burk (27)	Tyson/Williams (6)	Weatherford (4)	Tyson (3)	Weatherford (3)
Evansville	Burk-DePersia-Goss-Minnett-Tyson	Burk/Minnett (18)	Goss (9)	Minnett (4)	Burk (1)	Goss/Weatherford (1)
at Morehead St.	Burk-Goss-Minnett-Tyson-Weatherford	Weatherford (17)	Goss (17)	DePersia/Minnett (3)	Goss/Williams (2)	Minnett (3)
at Ball St.	Burk-Goss-Minnett-Tyson-Weatherford	Minnett (17)	Goss (9)	DePersia/Weatherford (1)	none	4 tied w/ (1)
IU South Bend	Burk-Goss-Minnett-Weatherford-Williams	Burk (21)	Goss (21)	3 tied w/ (3)	Goss (4)	DePersia (3)
Purdue Fort Wayne						
at Fresno St.						
*Youngstown St.						
*Cleveland St.						
*at Milwaukee						
*at Green Bay						
*Wright St.						
*Northern Kentucky						
*UIC						
*at Detroit Mercy						
*at Oakland						
*at Cleveland St.						
*at Youngstown St.						
*Green Bay						
*Milwaukee						
*at Northern Kentucky						
*at Wright St.						
*at UIC						
*Oakland						
*Detroit Mercy						
HL 1st Rd.						
HL 2nd Rd.						
HL Semis						
HL Finals						

## 2019-2020 COMPARISON STATISTICS

Opponent	1st	2nd	Score	Mar	Total FG	FG Pct	3-Pointers	3FG Pct	Free Throws	FT Pct	Rebounds	Assist	T/Over	Block	Steal	Fouls
Butler	26/36	21/44	47-80	(33)	21-57/35-59	.368/.593	3-21/6-14	.143/.429	2-8/4-9	.250/.444	30/36 (6)	7/21	14/9	3/4	5/6	14/13
Bradley	23/47	33/43	56-90	(34)	19-54/32-67	.352/.478	7-24/9-27	.292/.333	11-17/17-22	.647/.773	30/46 (16)	10/19	15/7	2/2	4/4	18/15
ANDERSON (IN)	49/29	23/26	72-55	+17	29-68/22-68	.426/.324	8-26/4-24	.308/.167	6-14/7-12	.429/.583	58/33 +25	13/8	23/13	3/6	10/10	20/14
South Fla.	38/36	32/17	70-53	+17	25-49/20-54	.510/.370	10-19/5-23	.526/.217	10-13/8-18	.769/.444	30/35 (5)	15/8	22/23	1/3	10/12	18/14
Loyola Chicago	31/39	31/46	62-85	(23)	23-56/27-44	.411/.614	10-22/9-16	.455/.563	6-9/22-24	.667/.917	28/25 +3	13/16	15/14	0/4	6/7	20/15
Loyola Maryland	36/39	41/42	77-81	(4)	29-60/28-54	.483/.519	9-22/13-29	.409/.448	10-19/12-19	.526/.632	35/30 +5	16/20	19/17	0/2	11/11	23/16
Southern U.	42/38	35/45	77-83	(6)	27-56/34-60	.482/.567	7-20/7-17	.350/.412	16-24/8-12	.667/.667	30/36 (6)	13/17	10/12	4/1	4/2	17/21
EVANSVILLE	37/27	27/43	64-70	(6)	23-58/25-63	.397/.397	5-18/5-23	.278/.217	13-24/15-19	.542/.789	38/44 (6)	13/11	7/8	1/4	2/3	19/20
Morehead State	12/24	39/32	51-56	(5)	21-60/22-61	.350/.361	6-17/4-22	.353/.182	3-10/8-14	.300/.571	40/46 (6)	9/14	14/12	4/8	7/6	17/12
Ball St.	24/40	30/62	54-102	(48)	19-63/32-58	.302/.552	5-14/15-34	.357/.441	11-19/23-29	.579/.793	35/38 (3)	2/20	16/9	0/8	4/9	23/15
IND.-SOUTH BEND	44/22	36/38	80-60	+20	28-74/26-65	.378/.400	10-27/6-25	.370/.240	14-19/2-3	.737/.667	49/39 +10	13/10	17/25	8/7	13/14	10/18

Note: Game totals are displayed in the format TEAM/OPPONENT for each category

## 2019-2020 POINTS-REBOUNDS-ASSISTS

				00	01	02	10	11	12	13
Opponent	Date	Score		MINNETT,JA	KEMP,JAKOB	JACKSON JR	DEPERSIA,M	KENYON,BRA	TAYLOR,MAR	WILLIAMS,I
at Butler	11/06/19	47-80	L	7-5-0	DNP	DNP	0-2-2	DNP	DNP	3-4-1
at Bradley	11/09/19	56-90	L	17-3-2	DNP	6-2-0	2-2-1	0-1-0	DNP	9-5-1
ANDERSON (IN)	11/11/19	72-55	w	17-5-3	DNP	0-4-2	4-6-0	2-4-0	0-1-0	7-7-1
at South Fla.	11/13/19	70-53	w	17-3-7	DNP	3-0-0	4-4-3	DNP	DNP	9-2-0
at Loyola Chicago	11/20/19	62-85	L	6-4-3	DNP	7-0-0	4-2-4	3-2-0	0-0-0	9-4-1
vs Loyola Maryland	11/25/19	77-81	L	12-6-3	DNP	0-0-0	1-0-3	3-1-0	DNP	7-5-5
vs Southern U.	11/26/19	77-83	L	6-5-3	DNP	0-0-0	7-2-1	DNP	0-0-0	13-6-0
EVANSVILLE	11/30/19	64-70	L	18-4-4	DNP	DNP	1-1-1	DNP	DNP	15-8-3
at Morehead State	12/04/19	51-56	L	13-5-3	2-3-0	DNP	0-1-3	0-0-0	DNP	7-5-0
at Ball St.	12/07/19	54-102	L	17-3-0	2-2-0	3-2-0	0-2-1	0-0-0	DNP	2-4-0
IND.-SOUTH BEND	12/10/19	80-60	w	15-2-3	0-0-0	11-2-0	1-2-2	DNP	0-0-0	10-3-1

				14	15	20	23	30	32
Opponent	Date	Score		BURK,MARCU	WHITE,TAVE	STOLTZ,SAW	WEATHERFOR	TYSON,ZO	GOSS,ELYJA
at Butler	11/06/19	47-80	L	17-5-1	DNP	DNP	6-5-1	8-5-2	6-3-0
at Bradley	11/09/19	56-90	L	15-3-1	0-0-0	0-0-0	1-1-4	2-3-0	4-8-1
ANDERSON (IN)	11/11/19	72-55	w	25-2-2	0-2-0	0-2-0	6-9-4	0-3-0	11-10-1
at South Fla.	11/13/19	70-53	w	26-9-2	0-0-0	DNP	6-3-1	2-2-0	3-4-2
at Loyola Chicago	11/20/19	62-85	L	23-3-0	0-0-0	0-0-0	0-0-3	8-4-1	2-5-1
vs Loyola Maryland	11/25/19	77-81	L	32-3-1	DNP	DNP	4-5-4	4-1-0	14-13-0
vs Southern U.	11/26/19	77-83	L	27-2-2	0-0-0	DNP	6-1-4	8-6-2	10-5-1
EVANSVILLE	11/30/19	64-70	L	18-0-3	0-0-0	DNP	4-6-1	0-4-1	8-9-0
at Morehead State	12/04/19	51-56	L	8-4-1	DNP	DNP	17-2-1	0-2-0	4-17-1
at Ball St.	12/07/19	54-102	L	6-1-0	0-0-0	0-0-0	10-7-1	4-2-0	10-9-0
IND.-SOUTH BEND	12/10/19	80-60	w	21-1-3	DNP	DNP	3-7-3	2-3-0	17-21-1



## ALL-TIME RESULTS

Date	Res.	Loc.	Score
Feb. 29, 1972	L	H	82-86
Dec. 9, 1972	L	A	81-105
Feb. 3, 1973	W	H	95-64
Dec. 22, 1973	W	A	98-97
Jan. 25, 1974	W	H	102-69
Jan. 18, 1975	W	H	<b>112</b> -86
Feb. 6, 1975	L	A	81-83
Nov. 29, 1975	W	A	106-85
Jan. 17, 1976	W	H	89-62
Jan. 23, 1981	W	H	90-70
Nov. 21, 1981	W	A	106-69
Dec. 3, 1983	W	H	74-57
Jan. 25, 1984	L	A	73-84
Dec. 23, 1984	L	A	58-69
Jan. 3, 1985	L	H	70-73
Dec. 12, 1985	L	A	47-54
Dec. 11, 1986	W	H	99-72
Dec. 10, 1987	W	A	93-85
Dec. 20, 1993	L	A	87- <b>107</b>
Dec. 19, 1994	W	H	94-65
Dec. 28, 1997	W	H	81-62
Feb. 12, 2002	W	H	82-60
Jan. 7, 2003	L	A	80-86
Feb. 11, 2004	W	H	81-59
Mar. 1, 2004	W	A	68-65
Nov. 25, 2006	W	A	70-60
Dec. 16, 2006	W	H	74-57
Jan. 26, 2008	W	H	77-59
Feb. 23, 2008	W	A	88-81
Jan. 24, 2009	W	A	84-57
Feb. 19, 2009	W	H	57-55
Dec. 31, 2009	W	A	79-69
Jan. 31, 2010	L	H	60-62
Jan. 8, 2011	W	A	78-74
Feb. 3, 2011	W	H	86-77
Jan. 5, 2012	L	A	67-72
Feb. 4, 2012	W	H	66-63
Dec. 27, 2012	W	H	88-74
Jan. 26, 2013	L	A	79-80
Jan. 25, 2014	L	A	75-90
Feb. 22, 2014	L	H	60-84
Mar. 8, 2014	L	N	47-85
Jan. 4, 2015	W	A	63-58
Feb. 11, 2015	L	H	54-69
Jan. 23, 2016	W	A	84-82
Feb. 27, 2016	W	H	80-77
Jan. 25, 2017	L	A	73-103
Feb. 23, 2017	W	H	83-82
Dec. 18, 2018	L	A	77-87

shaded games denote IUPUI's Division I era  
score totals in **bold** denote highest in series history

## THE LAST MEETING - PURDUE FORT WAYNE 87, IUPUI 77 (DEC. 18, 2018 - FORT WAYNE, IND.)

### JAGS WINNING STREAK SNAPPED AT PURDUE FORT WAYNE

**FORT WAYNE, Ind. (Dec. 18, 2018)** - The IUPUI basketball team's three-game winning streak came to a halt on Tuesday night (Dec. 18) as the Jaguars dropped a non-conference affair at Purdue Fort Wayne, 87-77. PFW's John Konchar single-handedly carried the hosts with 30 points, 10 boards and four assists as the Mastodons shot an impressive 55 percent from the floor. IUPUI (8-4), which came in winners of six of the past seven games, knocked down just 39 percent in the loss.

Junior Camron Justice scored a team-high 25 points and classmate Grant Weatherford posted a new career-high with 20 points, six boards and three assists. Kason Harrell finished with 20 for Purdue Fort Wayne (7-7) and Marcus DeBerry also connected for double-figures with 13 points off the Mastodons' bench.

"I told our guys, it's really hard to win on the road. You have to be sharper, crisper and all around better than what we were tonight to win on the road," head coach Jason Gardner said. "We came out strong, but we missed some shots that we ordinarily make and it kind of snowballed from there. We never really got our post guys going tonight and that makes it harder on our guards to get loose when we can't get buckets in close.

"The good thing is that we have another opportunity to get a road win later this week.

It's going to be another really good test for our guys before we can get a little break for Christmas."

IUPUI came out hot from three, making its first three hoists of the night to build a quick 16-6 lead, but it turned out to be Fool's Gold. The hosts caught fire from deep while the Jaguars went ice cold from the field, making just 1-of-12 attempts during one stretch. The Jaguars' misses came in all shapes and sizes as Jags found iron from deep, missed in close and had a slew of shots sent away.

Purdue Fort Wayne took advantage, outscoring IUPUI 26-11 over the next nine-plus minutes to build a 32-24 lead late in the first half.

Given the 'Dons hot shooting, Gardner went to a 3-2 zone to attempt to slow down the hosts. That slowed the game's pace, but not the Mastodons' efficiency. IUPUI was able to hang around as they found the range late in the first half to make it 45-39 at the break. Fort Wayne's Marcus DeBerry fired in a long jumper at the end of the half to push the lead back to six.

IUPUI struggled to get consecutive defensive stops in the second half as the hosts never relinquished the lead. The Jaguars crept within four with 16:30 left when D.J. McCall scored on a tough reverse in traffic, but Purdue Fort Wayne answered with the game's next four points. IUPUI got no closer than five the remainder of the night, in part due to the Mastodons' 21-of-24 (87.5 percent) night at the free throw line. IUPUI was similarly effective, making 17-of-22 (77.3 percent) attempts.

Jaylen Minnett finished with 13 points off the Jaguars' bench and freshman Jack Hansen chipped in eight points and three boards. However, the Jaguars' starting forward tandem of Evan Hall and Elijah Goss was limited to just five points on a combined 2-of-12 shooting and Ahmed Ismail was held scoreless in 21 minutes of work. The Jags made just 18-of-45 (40 percent) inside the arc while the Mastodons shot 21-of-28 (75 percent) in close.

### IUPUI 77 • 8-4

#	Player	Total		3-Ptr		Rebounds		PF	TP	A	TO	Blk	Stl	Min
		FG-FGA	FG-FGA	FG-FGA	FT-FTA	Off	Def							
05	JUSTICE, Camron	* 10-18	4-8	1-1	0	3	3	1	25	0	3	0	1	33
22	McCALL, D.J.	* 2-4	0-0	0-0	1	2	3	2	4	2	2	0	3	28
23	WEATHERFORD, Grant	* 6-10	1-2	7-7	1	5	6	3	20	3	1	0	2	31
24	HALL, Evan	* 1-9	0-0	1-4	4	1	5	1	3	1	2	1	1	16
32	GOSS, Elijah	* 1-3	0-0	0-0	2	2	4	1	2	2	0	0	0	21
00	MINNETT, Jaylen	4-14	2-9	3-5	1	0	1	2	13	1	2	0	1	25
04	HANSEN, Jack	2-5	1-2	3-3	1	2	3	4	8	0	1	1	0	16
10	ROGERS, Nick	0-1	0-0	2-2	0	0	0	0	0	1	0	0	0	9
15	ISMAIL, Ahmed	0-2	0-0	0-0	0	5	5	4	0	0	1	1	0	21
Team						3	0	3						
Totals		26-66	8-21	17-22	13	20	33	18	77	10	12	3	8	200

FG % 1st Half: 15-40 37.5% 2nd half: 11-26 42.3% Game: 26-66 39.4%  
3FG % 1st Half: 6-12 50.0% 2nd half: 2-9 22.2% Game: 8-21 38.1%  
FT % 1st Half: 3-4 75.0% 2nd half: 14-18 77.8% Game: 17-22 77.3%

### Purdue Fort Wayne 87 • 7-7

#	Player	Total		3-Ptr		Rebounds		PF	TP	A	TO	Blk	Stl	Min
		FG-FGA	FG-FGA	FG-FGA	FT-FTA	Off	Def							
10	Montgomery, Dee	* 2-4	1-2	0-0	0	1	1	3	5	3	2	0	0	18
11	Carl, Dylan	* 0-1	0-1	2-2	0	4	4	4	2	3	1	2	0	20
13	Holba, Matt	* 2-6	0-2	3-3	2	1	3	1	7	0	1	1	0	17
32	Harrell, Kason	* 6-11	1-3	7-8	1	2	3	2	20	2	4	3	2	33
55	Konchar, John	* 10-14	2-6	8-9	2	8	10	3	30	4	2	2	2	38
01	Godfrey, Jarred	3-4	1-1	0-0	0	3	3	0	7	0	0	0	1	16
33	Weir, Matt	0-3	0-3	0-0	0	3	3	0	0	1	2	0	1	14
34	Benford, Cameron	1-1	0-0	1-2	0	4	4	3	3	0	0	1	0	16
41	DeBerry, Marcus	5-9	3-7	0-0	0	2	2	0	13	0	3	0	2	28
Team						0	1	1						
Totals		29-53	8-25	21-24	5	29	34	16	87	13	15	9	8	200

FG % 1st Half: 16-26 61.5% 2nd half: 13-27 48.1% Game: 29-53 54.7%  
3FG % 1st Half: 7-14 50.0% 2nd half: 1-11 9.1% Game: 8-25 32.0%  
FT % 1st Half: 6-6 100.0 2nd half: 15-18 83.3% Game: 21-24 87.5%

Officials: Bret Wegenke, Tim Stewart, Luke Chittum  
Technical fouls: IUPUI-None. Purdue Fort Wayne-None.  
Attendance: 1984

Score by periods	1st	2nd	Total
IUPUI	39	38	<b>77</b>
Purdue Fort Wayne	45	42	<b>87</b>

Points	In	T/O	2nd	Fast
IUPUI	30	17	6	10
PFW	34	12	9	10

Last FG - IUPUI 2nd-03:31, PFW 2nd-02:24.  
Largest lead - IUPUI by 10 1st-16:04, PFW by 13 2nd-05:44.  
IUPUI led for 10:35. PFW led for 29:13. Game was tied for 00:11.

Score tied - 0 times.  
Lead changed - 1 time.

## SERIES BREAKDOWN

**All-Time:** IUPUI is 31-18 against Purdue Fort Wayne (18-10 in IUPUI's D1 era)

**Current Streak:** Purdue Fort Wayne has won 1

**Longest IUPUI Winning Streak:** 9 games from 2/11/2004 - 12/31/2009

**Longest IUPUI Losing Streak:** 4 games from 1/26/2013 - 3/8/2014

**Last Matchup:** Purdue Fort Wayne 87, IUPUI 77 (Dec. 18, 2018 - Fort Wayne)

**Record at Home:** 19-5

**Record in Fort Wayne:** 12-12

**Neutral:** 0-1

**Last 10 Matchups:** IUPUI is 4-6

**Largest Win:** 106-69 on Nov. 21, 1981

**Slimmest Win:** 83-82 on Feb. 23, 2017

**Largest Defeat:** 47-85 on Mar. 8, 2014

**Slimmest Defeat:** 79-80 on Jan. 26, 2013



**Byron Rimm II** was named the program's interim head coach for the 2019-2020 season on Aug. 27, 2019, becoming the ninth head coach in program history. He originally joined the IUPUI program in October 2018 as the Jaguars' associate head coach.

In his first season on the Jaguars' sidelines, IUPUI's 16 wins were the program's most since a 19-win campaign in 2010-

11. Included in the wins was a benchmark road win at ACC foe Boston College and a win of the Niagara Regional of the Fort Myers Tip-Off Classic during non-conference play. The Jaguars were later selected to play in the 2019 CIT, earning the program's third postseason appearance in the Division I era.

Rimm has an extensive background in college basketball including having served as head coach at Prairie View A&M from 2006-15. During his time with the Panthers, the program ascended to new heights, including back-to-back appearances in the SWAC tournament championship game in 2013 and 2014. Before Prairie View, the Pensacola, Fla.-native gained valuable experience on the West Coast, which included assistant coaching stops at Pasadena City College and Chaffey Community College from 1997-2000.

He directed Cal State San Bernardino to a No. 3 national ranking in NCAA Division II during the 2000 campaign and then took over the reins as the head women's basketball coach at Texas College in Tyler, Texas, guiding the team to a 20-12 mark in his lone season. At the time, the 20-12 mark was the most successful season in program history. He then had a four-year run as the head men's coach with Jarvis Christian College before joining Prairie View A&M as an assistant for the 2005-06 season. He was promoted to the head coaching spot the following season at age 32.

He coached Prairie View A&M to winning seasons in 2008-09 and 2009-10 and won 115 games during his time as head coach. His 2014 squad boasted the highest APR ranking among SWAC teams and also registered the best score in program history.

Since then, Rimm has served as the director of basketball operations at Texas A&M Corpus Christi in 2016-17 and as an assistant at UC Riverside in 2017-18.

Rimm played at Ventura College and California State University Los Angeles before earning his degree from Cal State, Los Angeles in 1999. He earned his master's degree in education from American InterContinental University in 2005.



## THE RIMM FILE

**School:** Cal State, Los Angeles, '99

**Seasons with IUPUI:** .....2nd season

**Career Record:**..... 185-251 (14 years)

**Division I Record:** .....118-200 (10 years)

**IUPUI Record:**..... 3-8 (1 year)

### Coaching Experience:

.....1997-99, Asst. Coach, Pasadena C.C.  
 ..... 1999-00, Asst. Coach, Chaffey College  
 ..... 2000-01, Asst. Coach, Cal State San Bernadino  
 ..... 2001-02, Head Coach, Texas College (women)  
 ..... 2002-05, Head Coach, Jarvis Christian  
 ..... 2006-16, Head Coach, Prairie View A&M  
 ..... 2016-17, Director of Ops., Texas A&M CC  
 ..... 2017-18, Assistant Coach, UC Riverside  
 ..... 2018-19, Associate Head Coach, IUPUI  
 .....2019-pres., Interim Head Coach, IUPUI



# PLAYER BIOS



## JAYLEN MINNETT

# #0

**Junior | Guard**  
**6-1 | 180**  
**Terre Haute, Ind.**  
**Terre Haute South**

**Birthdate:** July 24, 1999 (age 20)  
**Major:** Sports Management

### QUICK NOTES

**2019 Horizon League 6th Man of the Year**... his 78 3's made last season was the 7th-highest single-season total in IUPUI history... enters play having made 129 career 3's, ranking 9th on the program's all-time list... his 7.1 ppg scoring average as a frosh was the highest by an IUPUI rookie since Alex Young averaged 10.8 points per game in 2008-09... his 51 3's made in '17-18 were the most by a freshman in the program's D1-era... named to the Indiana All-Star Team... finished as Terre Haute South's all-time leading scorer (1,782 career pts).

### CAREER/SEASON HIGHS

CAREER HIGH	CATEGORY	SEASON HIGH
28 vs. IU Northwest (12/12/18)	PTS	18 vs. Evansville (11/30/19)
6 vs. Loyola (Md.) (11/25/2019)	REB	6 vs. Loyola (Md.) (11/25/2019)
7 at South Florida (11/13/19)	AST	7 at South Florida (11/13/19)
9 vs. IU Northwest (12/12/18)	FG	6 - 3x
17 - 5x	FGA	17 - twice
6 vs. IU Northwest (12/12/18)	3FG	5 - twice
13 - twice	3FGA	11 vs. Evansville (11/30/19)
7 vs. Milwaukee (2/22/19)	FT	3 - twice
8 vs. Milwaukee (2/22/19)	FTA	4 vs. Evansville (11/30/19)
4 at South Florida (11/13/19)	STL	4 at South Florida (11/13/19)
1 - 5x	BLK	1 - twice
38 at Morehead State (12/4/19)	MIN	38 at Morehead State (12/4/19)

### GAME-BY-GAME

Opponent	MIN	FG	3FG	FT	O-D-T	PF	A	TO	B	S	PTS
at Butler*	34	3-12	1-7	0-0	2-3-5	2	0	0	1	0	7
at Bradley*	29	5-11	5-8	2-2	0-3-3	0	2	2	0	0	17
Anderson*	29	6-14	4-10	1-2	0-5-5	3	3	1	0	1	17
at South Fla.*	34	5-14	4-9	3-3	1-2-3	0	7	4	0	4	17
at Loyola*	30	2-8	2-8	0-0	1-3-4	0	3	3	0	1	6
vs. Loyola (Md.)*	30	5-13	2-8	0-0	1-5-6	4	3	6	0	3	12
vs. Southern*	27	2-10	1-5	1-1	0-5-5	0	3	1	0	0	6
Evansville*	36	6-17	3-11	3-4	0-4-4	3	4	0	0	0	18
at Morehead St.*	38	5-17	2-7	1-3	1-4-5	1	3	0	0	3	13
at Ball St.*	35	6-12	4-7	1-3	0-3-3	0	0	1	0	1	17
IU South Bend*	35	5-12	5-10	0-0	0-2-2	2	3	5	1	2	15
Purdue FW											
at Fresno St.											
Youngstown St.											
Cleveland St.											
at Milwaukee											
at Green Bay											
Wright St.											
Northern Ky.											
UIC											
at Detroit Mercy											
at Oakland											
at Cleveland St.											
at Youngstown St.											
Green Bay											
Milwaukee											
at Northern Ky.											
at Wright St.											
at UIC											
Oakland											
Detroit Mercy											
HL 1st Round											
HL 2nd Round											
HL Semis											
HL Finals											

\* denotes starter

### CAREER STATS

Season	GP-GS	MIN-Avg	FG	Pct.	3FG	Pct.	FT	Pct.
2017-18	30-4	630-21.0	69-173	.399	51-126	.405	24-30	.800
2018-19	33-1	790-23.9	131-368	.356	78-247	.316	55-63	.873
2019-20	11-11	357-32.5	50-140	.357	33-90	.367	12-18	.667
<b>TOTALS</b>	<b>74-16</b>	<b>1777-24.0</b>	<b>250-681</b>	<b>.367</b>	<b>162-463</b>	<b>.350</b>	<b>91-111</b>	<b>.820</b>

REBOUNDS							
Season	O-D-REB-AVG.	PF-DQ	AST	TO	BLK	STL	PTS-PPG
2017-18	12-24-36-1.2	42-0	35	39	1	14	213-7.1
2018-19	10-58-68-2.1	53-0	65	49	2	29	395-12.0
2019-20	6-39-45-4.1	15-0	31	23	2	15	145-13.2
<b>TOTALS</b>	<b>28-121-149-2.0</b>	<b>110-0</b>	<b>131</b>	<b>111</b>	<b>5</b>	<b>58</b>	<b>753-10.2</b>



## JAKOBY KEMP

# #1

**Junior | Forward**  
**6-8 | 190**  
**Layton, Utah**  
**Layton (Missouri/Salt Lake C.C.)**

**Birthdate:** September 22, 1997 (age 22)  
**Major:** General Studies

### QUICK NOTES

Redshirted as a freshman at Missouri before transferring to play at Salt Lake Community College last season... helped Salt Lake to a 30-3 record and a trip to the NJCAA Tournament after winning the District I title... averaged 4.5 points and 2.6 rebounds per game as a freshman at Salt Lake... first-ever native of Utah in the IUPUI basketball program's history... older brother, Marcus, is a wide receiver for the Kansas City Chiefs (currently on IR) and played collegiately at Hawaii.

### CAREER/SEASON HIGHS

CAREER HIGH	CATEGORY	SEASON HIGH
8 vs. IU Northwest (12/12/18)	PTS	2 - twice
4 at Cleveland State (2/16/19)	REB	3 at Morehead State (12/4/19)
1 vs. IU Kokomo (12/6/18)	AST	---
3 vs. IU Northwest (12/12/18)	FG	1 - twice
7 at Ball State (12/7/19)	FGA	7 at Ball State (12/7/19)
---	3FG	---
1 at Marshall (3/19/19)	3FGA	---
3 vs. IU Kokomo (12/6/18)	FT	---
4 vs. IU Kokomo (12/6/18)	FTA	---
1 - twice	STL	1 at Ball State (12/7/19)
1 vs. IU Kokomo (12/6/18)	BLK	---
11 - twice	MIN	11 at Ball State (12/7/19)

### GAME-BY-GAME

Opponent	MIN	FG	3FG	FT	O-D-T	PF	A	TO	B	S	PTS
at Butler											DID NOT PLAY
at Bradley											DID NOT PLAY
Anderson											DID NOT PLAY
at South Fla.											DID NOT PLAY
at Loyola											DID NOT PLAY
vs. Loyola (Md.)											DID NOT PLAY
vs. Southern											DID NOT PLAY
Evansville											DID NOT PLAY
at Morehead St.	6	1-2	0-0	0-0	0-3-3	0	0	1	0	0	2
at Ball St.	11	1-7	0-0	0-0	2-0-2	1	0	0	0	1	2
IU South Bend	2	0-1	0-1	0-0	0-0-0	0	0	0	0	0	0
Purdue FW											
at Fresno St.											
Youngstown St.											
Cleveland St.											
at Milwaukee											
at Green Bay											
Wright St.											
Northern Ky.											
UIC											
at Detroit Mercy											
at Oakland											
at Cleveland St.											
at Youngstown St.											
Green Bay											
Milwaukee											
at Northern Ky.											
at Wright St.											
at UIC											
Oakland											
Detroit Mercy											
HL 1st Round											
HL 2nd Round											
HL Semis											
HL Finals											

\* denotes starter


### CAREER STATS

Season	GP-GS	MIN-Avg	FG	Pct.	3FG	Pct.	FT	Pct.
2018-19	6-0	34-5.7	6-7	.857	0-1	.000	5-8	.625
2019-20	3-0	19-6.3	2-10	.200	0-1	.000	0-0	.000
<b>TOTALS</b>	<b>9-0</b>	<b>53-5.9</b>	<b>8-17</b>	<b>.471</b>	<b>0-2</b>	<b>.000</b>	<b>5-8</b>	<b>.625</b>

REBOUNDS							
Season	O-D-REB-AVG.	PF-DQ	AST	TO	BLK	STL	PTS-PPG
2018-19	5-3-8-1.3	5-0	1	4	1	1	17-2.8
2019-20	2-3-5-1.7	1-0	0	1	0	1	4-1.3
<b>TOTALS</b>	<b>7-6-13-1.4</b>	<b>6-0</b>	<b>1</b>	<b>5</b>	<b>1</b>	<b>2</b>	<b>21-2.3</b>



## PLAYER BIOS



### JAMIL JACKSON JR. #2

**Junior | Guard/Forward**  
**6-6 | 190**  
**Minneapolis, Minn.**  
**Minneapolis North (Southern Utah)**

**Birthdate:** Mar. 5, 1998 (age 21)  
**Major:** General Studies

#### QUICK NOTES

Joined the IUPUI program in the summer of 2018 and sat out the 2018-19 season after transferring in from Southern Utah... limited to five games at SUU, totaling 14 points before missing the remainder of the season to injury... was an HM NJCAA All-American selection after averaging 16.3 ppg and 6.4 rpg as a freshman at Williston State in 2016-17... was named among the nation's Top 75 JUCO players after that season... hasn't played in a game since Nov. 25, 2017 when SUU lost at UNLV, 101-82... full name is Nieta Jamil Aki Jackson.

#### CAREER/SEASON HIGHS

CAREER HIGH	CATEGORY	SEASON HIGH
11 vs. IU South Bend (12/10/19)	PTS	11 vs. IU South Bend (12/10/19)
4 vs. Anderson (11/11/19)	REB	4 vs. Anderson (11/11/19)
2 - 3x	AST	2 vs. Anderson (11/11/19)
4 - twice	FG	4 vs. IU South Bend (12/10/19)
13 vs. IU South Bend (12/10/19)	FGA	13 vs. IU South Bend (12/10/19)
1 at South Florida (11/13/19)	3FG	2 at Loyola Chicago (11/20/19)
3 - four times	3FGA	3 - four times
4 at Bradley (11/9/19)	FT	4 at Bradley (11/9/19)
5 at Bradley (11/9/19)	FTA	5 at Bradley (11/9/19)
1 - 3x	STL	1 vs. IU South Bend (12/10/19)
1 vs. San Jose State (11/16/17)	BLK	---
20 at Oregon State (11/10/17)	MIN	19 at Bradley (11/9/19)

#### GAME-BY-GAME

Opponent	MIN	FG	3FG	FT	O-D-T	PF	A	TO	B	S	PTS
at Butler					DID NOT PLAY						
at Bradley	19	1-5	0-3	4-5	0-2-2	1	0	1	0	0	6
Anderson	16	0-5	0-3	0-0	0-4-4	0	2	0	0	0	0
at South Fla.	9	1-4	1-3	0-0	0-0-0	2	0	2	0	0	3
at Loyola	5	2-3	2-2	1-2	0-0-0	0	0	1	0	0	7
vs. Loyola (Md.)	7	0-1	0-1	0-0	0-0-0	1	0	1	0	0	0
vs. Southern	2	0-0	0-0	0-0	0-0-0	0	0	0	0	0	0
Evansville					DID NOT PLAY						
at Morehead St.					DID NOT PLAY						
at Ball St.	16	1-4	0-2	1-2	0-2-2	1	0	2	0	0	3
IU South Bend	14	4-13	0-3	3-4	2-0-2	0	0	0	0	1	11
Purdue FW											
at Fresno St.											
Youngstown St.											
Cleveland St.											
at Milwaukee											
at Green Bay											
Wright St.											
Northern Ky.											
UIC											
at Detroit Mercy											
at Oakland											
at Cleveland St.											
at Youngstown St.											
Green Bay											
Milwaukee											
at Northern Ky.											
at Wright St.											
at UIC											
Oakland											
Detroit Mercy											
HL 1st Round											
HL 2nd Round											
HL Semis											
HL Finals											

\* denotes starter

#### CAREER STATS

Season	GP-GS	MIN-Avg	FG	Pct.	3FG	Pct.	FT	Pct.
2017-18*	5-0	71-14.2	6-14	.429	0-3	.000	2-2	1.000
2019-20	8-0	89-11.1	9-35	.257	3-17	.176	9-13	.692
<b>TOTALS</b>	<b>8-0</b>	<b>89-11.1</b>	<b>9-35</b>	<b>.257</b>	<b>3-17</b>	<b>.176</b>	<b>9-13</b>	<b>.692</b>

REBOUNDS							
Season	O-D-REB-AVG.	PF-DQ	AST	TO	BLK	STL	PTS-PPG
2017-18*	1-1-2-0.4	9-1	5	3	1	2	14-2.8
2019-20	2-8-10-1.3	5-0	2	7	0	1	30-3.8
<b>TOTALS</b>	<b>2-8-10-1.3</b>	<b>5-0</b>	<b>2</b>	<b>7</b>	<b>0</b>	<b>1</b>	<b>30-3.8</b>

\*at Southern Utah | TOTALS only reflect IUPUI totals



### MIKE DePERSIA #10

**Freshman | Guard**  
**5-11 | 170**  
**Cherry Hill, N.J.**  
**Haddonfield Memorial**

**Birthdate:** Apr. 30, 2000 (age 19)  
**Major:** Biomedical Engineering

#### QUICK NOTES

Starting PG on two-time New Jersey state champion Haddonfield Memorial team... the DePersia family is one of just four families in New Jersey high school history to have three siblings all score 1,000 career points as his twin brothers, Nick and Rob, also hit for 1,000 career points... Nick and Rob later played at Rowan University in Glassboro, N.J.... Rob now serves as a graduate assistant on Villanova's MBB staff... played AAU for Team Speed/YIS AAU.

#### CAREER/SEASON HIGHS

CAREER HIGH	CATEGORY	SEASON HIGH
7 vs. Southern (11/26/19)	PTS	7 vs. Southern (11/26/19)
6 vs. Anderson (11/11/19)	REB	6 vs. Anderson (11/11/19)
4 at Loyola Chicago (11/20/19)	AST	4 at Loyola Chicago (11/20/19)
2 - 4x	FG	2 - 4x
6 at Loyola Chicago (11/20/19)	FGA	6 at Loyola Chicago (11/20/19)
---	3FG	---
3 at Bradley (11/9/19)	3FGA	3 at Bradley (11/9/19)
3 vs. Southern (11/26/19)	FT	3 vs. Southern (11/26/19)
5 vs. Southern (11/26/19)	FTA	5 vs. Southern (11/26/19)
3 - twice	STL	3 - twice
---	BLK	---
37 at Loyola Chicago (11/20/19)	MIN	37 at Loyola Chicago (11/20/19)

#### GAME-BY-GAME

Opponent	MIN	FG	3FG	FT	O-D-T	PF	A	TO	B	S	PTS
at Butler	26	0-1	0-1	0-0	0-2-2	2	2	1	0	0	0
at Bradley	22	1-4	0-3	0-1	0-2-2	2	1	0	0	0	2
Anderson*	33	2-4	0-2	0-1	1-5-6	2	0	5	0	1	4
at South Fla.*	30	2-3	0-1	0-0	2-2-4	3	3	3	0	2	4
at Loyola*	37	2-6	0-1	0-0	1-1-2	3	4	1	0	3	4
vs. Loyola (Md.)*	25	0-3	0-2	1-2	0-0-0	1	3	0	0	2	1
vs. Southern*	26	2-5	0-0	3-5	1-1-2	4	1	1	0	0	7
Evansville*	20	0-2	0-1	1-2	0-1-1	1	1	0	0	0	1
at Morehead St.	13	0-2	0-2	0-0	0-1-1	1	3	0	0	1	0
at Ball St.	15	0-1	0-0	0-1	2-0-2	2	1	2	0	0	0
IU South Bend	16	0-5	0-2	1-2	1-1-2	1	2	2	0	3	1
Purdue FW											
at Fresno St.											
Youngstown St.											
Cleveland St.											
at Milwaukee											
at Green Bay											
Wright St.											
Northern Ky.											
UIC											
at Detroit Mercy											
at Oakland											
at Cleveland St.											
at Youngstown St.											
Green Bay											
Milwaukee											
at Northern Ky.											
at Wright St.											
at UIC											
Oakland											
Detroit Mercy											
HL 1st Round											
HL 2nd Round											
HL Semis											
HL Finals											


\* denotes starter

#### CAREER STATS

Season	GP-GS	MIN-Avg	FG	Pct.	3FG	Pct.	FT	Pct.
2019-20	11-6	263-23.9	9-35	.257	0-15	.000	6-14	.429
<b>TOTALS</b>	<b>11-6</b>	<b>263-23.9</b>	<b>9-35</b>	<b>.257</b>	<b>0-15</b>	<b>.000</b>	<b>6-14</b>	<b>.429</b>

REBOUNDS							
Season	O-D-REB-AVG.	PF-DQ	AST	TO	BLK	STL	PTS-PPG
2019-20	8-16-24-2.2	22-0	21	15	0	12	24-2.2
<b>TOTALS</b>	<b>8-16-24-2.2</b>	<b>22-0</b>	<b>21</b>	<b>15</b>	<b>0</b>	<b>12</b>	<b>24-2.2</b>

## PLAYER BIOS



### BRANDON KENYON #11

Sophomore | Forward/Center  
6-10 | 225  
Caledonia, Ontario  
RISE Prep

Birthdate: February 18, 1999 (age 20)  
Major: Criminal Justice

#### QUICK NOTES

First Canadian-born IUPUI player since 1998-1999 (Shaun Clarke), however Clarke red-shirted his lone season and never appeared in a game for the Jaguars... was a teammate of Duke's R.J. Barrett and Florida guard Andrew Nembhard while playing for the 17U Nike EYBL UPLAY Canada program... is one of 119 Canadians playing Division I basketball this season, 77 of whom are Ontario natives.

#### CAREER/SEASON HIGHS

CAREER HIGH	CATEGORY	SEASON HIGH
8 vs. IU Kokomo (12/6/18)	PTS	3 - twice
4 - twice	REB	4 vs. Anderson (11/11/19)
1 vs. IU Kokomo (12/6/18)	AST	---
3 vs. IU Kokomo (12/6/18)	FG	1 - 3x
6 vs. IU Kokomo (12/6/18)	FGA	3 - twice
1 at Loyola Chicago (11/20/19)	3FG	1 at Loyola Chicago (11/20/19)
2 - twice	3FGA	2 at Loyola Chicago (11/20/19)
3 at Xavier (11/6/18)	FT	1 vs. Loyola (Md.) (11/25/2019)
3 at Xavier (11/6/18)	FTA	2 vs. Loyola (Md.) (11/25/2019)
1 - 4x	STL	1 - twice
1 - 2x	BLK	---
16 at Xavier (11/6/18)	MIN	9 - twice

#### GAME-BY-GAME

Opponent	MIN	FG	3FG	FT	O-D-T	PF	A	TO	B	S	PTS
at Butler					DID NOT PLAY						
at Bradley	5	0-0	0-0	0-0	0-1-1	3	0	0	0	1	0
Anderson	9	1-3	0-1	0-0	1-3-4	3	0	1	0	0	2
at South Fla.					DID NOT PLAY						
at Loyola	6	1-3	1-2	0-0	1-1-2	1	0	0	0	1	3
vs. Loyola (Md.)	9	1-2	0-1	1-2	0-1-1	2	0	0	0	0	3
vs. Southern					DID NOT PLAY						
Evansville					DID NOT PLAY						
at Morehead St.	2	0-0	0-0	0-0	0-0-0	0	0	0	0	0	0
at Ball St.	7	0-2	0-1	0-0	0-0-0	0	0	0	0	0	0
IU South Bend					DID NOT PLAY						
Purdue FW											
at Fresno St.											
Youngstown St.											
Cleveland St.											
at Milwaukee											
at Green Bay											
Wright St.											
Northern Ky.											
UIC											
at Detroit Mercy											
at Oakland											
at Cleveland St.											
at Youngstown St.											
Green Bay											
Milwaukee											
at Northern Ky.											
at Wright St.											
at UIC											
Oakland											
Detroit Mercy											
HL 1st Round											
HL 2nd Round											
HL Semis											
HL Finals											


\* denotes starter

#### CAREER STATS

Season	GP-GS	MIN-Avg	FG	Pct.	3FG	Pct.	FT	Pct.
2018-19	7-0	42-6.0	6-16	.375	0-4	.000	6-9	.667
2019-20	6-0	38-6.3	3-10	.300	1-5	.200	1-2	.500
<b>TOTALS</b>	<b>13-0</b>	<b>80-6.2</b>	<b>9-26</b>	<b>.346</b>	<b>1-9</b>	<b>.111</b>	<b>7-11</b>	<b>.636</b>

#### REBOUNDS

Season	O-D-REB-AVG.	PF-DQ	AST	TO	BLK	STL	PTS-PPG
2018-19	2-6-8-1.1	6-1	1	1	2	2	18-2.6
2019-20	2-6-8-1.3	9-0	0	1	0	2	8-1.3
<b>TOTALS</b>	<b>4-12-16-1.2</b>	<b>15-1</b>	<b>1</b>	<b>2</b>	<b>2</b>	<b>4</b>	<b>26-2.0</b>



### MARLON TAYLOR #12

R-Freshman | Guard/Forward  
6-5 | 220  
South Bend, Ind.  
South Bend Riley (Indiana State)

Birthdate: Jan. 12, 2000 (age 19)  
Major: Pre-Engineering

#### QUICK NOTES

Non-scholarship player joined IUPUI from Indiana State... granted immediate eligibility for the '19-20 season after only appearing in an exhibition game for the Sycamores (4 min, 2 reb vs. Rose-Hulman)... helped South Bend Riley to a 26-1 record and semistate runner-up finish his senior year... was one of four D1 players on his high school team, joining Damezi Anderson (Indiana), Shamar Dillard (Western Illinois) and Rylen Grundy (Fort Wayne)... also ran track in high school... won dunk contest at this year's Red-White Event.

#### CAREER/SEASON HIGHS

CAREER HIGH	CATEGORY	SEASON HIGH
---	PTS	---
1 vs. Anderson (11/11/19)	REB	1 vs. Anderson (11/11/19)
---	AST	---
---	FG	---
1 vs. Anderson (11/11/19)	FGA	1 vs. Anderson (11/11/19)
---	3FG	---
---	3FGA	---
---	FT	---
---	FTA	---
1 vs. Anderson (11/11/19)	STL	1 vs. Anderson (11/11/19)
---	BLK	---
4 vs. Anderson (11/11/19)	MIN	4 vs. Anderson (11/11/19)

#### GAME-BY-GAME

Opponent	MIN	FG	3FG	FT	O-D-T	PF	A	TO	B	S	PTS
at Butler					DID NOT PLAY						
at Bradley					DID NOT PLAY						
Anderson	4	0-1	0-0	0-0	0-1-1	0	0	1	0	1	0
at South Fla.					DID NOT PLAY						
at Loyola	2	0-0	0-0	0-0	0-0-0	0	0	0	0	0	0
vs. Loyola (Md.)					DID NOT PLAY						
vs. Southern	0+	0-0	0-0	0-0	0-0-0	0	0	0	0	0	0
Evansville					DID NOT PLAY						
at Morehead St.					DID NOT PLAY						
at Ball St.					DID NOT PLAY						
IU South Bend	1	0-0	0-0	0-0	0-0-0	0	0	0	0	0	0
Purdue FW											
at Fresno St.											
Youngstown St.											
Cleveland St.											
at Milwaukee											
at Green Bay											
Wright St.											
Northern Ky.											
UIC											
at Detroit Mercy											
at Oakland											
at Cleveland St.											
at Youngstown St.											
Green Bay											
Milwaukee											
at Northern Ky.											
at Wright St.											
at UIC											
Oakland											
Detroit Mercy											
HL 1st Round											
HL 2nd Round											
HL Semis											
HL Finals											

\* denotes starter


#### CAREER STATS

Season	GP-GS	MIN-Avg	FG	Pct.	3FG	Pct.	FT	Pct.
2019-20	4-0	7-1.8	0-1	.000	0-0	.000	0-0	.000
<b>TOTALS</b>	<b>4-0</b>	<b>7-1.8</b>	<b>0-1</b>	<b>.000</b>	<b>0-0</b>	<b>.000</b>	<b>0-0</b>	<b>.000</b>

#### REBOUNDS

Season	O-D-REB-AVG.	PF-DQ	AST	TO	BLK	STL	PTS-PPG
2019-20	0-1-1-0.3	0-0	0	1	0	1	0-0.0
<b>TOTALS</b>	<b>0-1-1-0.3</b>	<b>0-0</b>	<b>0</b>	<b>1</b>	<b>0</b>	<b>1</b>	<b>0-0.0</b>

# PLAYER BIOS



**ISAIAH WILLIAMS**  
**#13**  
 Junior | Guard/Forward  
 6-8 | 225  
 Dayton, Ohio  
 Stivers School for the Arts (Pensacola St.)

**Birthdate:** Jan. 20, 1998 (age 21)  
**Major:** General Studies

## QUICK NOTES

Known by his teammates as Zay... well traveled wing is on his fourth school in four years... began his career at Akron (2016-17), but sat out as a redshirt... played freshman campaign at Liberty (2017-18), appearing in 30 games and making 10 starts while averaging 4.2 points and 2.2 rebounds per game... played last season at Pensacola State (Fla.) College, where he averaged 13.1 points and 5.4 rebounds per game... was a first-team All-City and 2nd team All-State honoree after his senior year at Stivers School for the Arts in Dayton.

## CAREER/SEASON HIGHS

CAREER HIGH	CATEGORY	SEASON HIGH
15 vs. Evansville (11/30/19)	PTS	15 vs. Evansville (11/30/19)
8 vs. Evansville (11/30/19)	REB	8 vs. Evansville (11/30/19)
5 vs. Loyola (Md.) (11/25/2019)	AST	5 vs. Loyola (Md.) (11/25/2019)
5 vs. Evansville (11/30/19)	FG	5 vs. Evansville (11/30/19)
8 - 3x	FGA	8 - 3x
1 - 5x	3FG	1 - twice
2 - twice	3FGA	1 - 3x
9 vs. Clarks Summit (11/10/17)	FT	5 - 3x
11 vs. Clarks Summit (11/10/17)	FTA	10 vs. Evansville (11/30/19)
2 - twice	STL	2 - twice
2 - twice	BLK	2 - twice
32 vs. Evansville (11/30/19)	MIN	32 vs. Evansville (11/30/19)

## GAME-BY-GAME

Opponent	MIN	FG	3FG	FT	O-D-T	PF	A	TO	B	S	PTS
at Butler*	26	1-5	0-0	1-5	2-2-4	3	1	3	0	0	3
at Bradley*	29	3-8	1-1	2-5	1-4-5	1	1	4	0	1	9
Anderson*	18	3-8	0-1	1-5	3-4-7	4	1	1	0	0	7
at South Fla.*	26	3-6	1-1	2-4	1-1-2	4	0	2	0	0	9
at Loyola*	19	2-6	0-1	5-6	2-2-4	5	1	4	0	0	9
vs. Loyola (Md.)	23	3-5	0-0	1-3	1-4-5	2	5	2	0	2	7
vs. Southern	25	4-7	0-0	5-8	4-2-6	1	0	0	0	0	13
Evansville	32	5-7	0-0	5-10	2-6-8	4	3	3	0	0	15
at Morehead St.	21	3-8	0-0	1-4	2-3-5	4	0	5	2	0	7
at Ball St.*	19	1-7	0-0	0-0	1-3-4	5	0	2	0	0	2
IU South Bend*	24	3-7	0-0	4-4	3-0-3	0	1	1	2	2	10
Purdue FW											
at Fresno St.											
Youngstown St.											
Cleveland St.											
at Milwaukee											
at Green Bay											
Wright St.											
Northern Ky.											
UIC											
at Detroit Mercy											
at Oakland											
at Cleveland St.											
at Youngstown St.											
Green Bay											
Milwaukee											
at Northern Ky.											
at Wright St.											
at UIC											
Oakland											
Detroit Mercy											
HL 1st Round											
HL 2nd Round											
HL Semis											
HL Finals											

\* denotes starter


## CAREER STATS

Season	GP-GS	MIN-Avg	FG	Pct.	3FG	Pct.	FT	Pct.
2017-18*	30-10	420-14.0	41-90	.456	3-10	.300	40-68	.588
2019-20	11-6	262-23.8	31-74	.419	2-4	.500	27-54	.500
<b>TOTALS</b>	<b>11-6</b>	<b>262-23.8</b>	<b>31-74</b>	<b>.419</b>	<b>2-4</b>	<b>.500</b>	<b>27-55</b>	<b>.500</b>

## REBOUNDS

Season	O-D-REB-AVG.	PF-DQ	AST	TO	BLK	STL	PTS-PPG
2017-18*	24-41-65-2.2	58-2	22	40	6	9	125-4.2
2019-20	22-31-53-4.8	33-2	13	27	4	5	91-8.3
<b>TOTALS</b>	<b>22-31-53-4.8</b>	<b>33-2</b>	<b>13</b>	<b>27</b>	<b>4</b>	<b>5</b>	<b>91-8.3</b>

\*at Liberty | TOTALS only reflect IUPUI totals



**MARCUS BURK**  
**#14**  
 Junior | Guard  
 6-3 | 205  
 Indianapolis, Ind.  
 Franklin Central (Campbell)

**Birthdate:** Sept. 27, 1997 (age 22)  
**Major:** General Studies

## QUICK NOTES

Born in Gary, Ind.... Indianapolis-native returned to the city last summer and sat out last season after playing two years at Campbell... played in 69 games and averaged 11.2 points per game at Campbell, while connecting on 158 3's in his two seasons... averaged 15 points per game as a sophomore, connecting on 91 3's for the season... was the Big South POTW on Nov. 27, 2017 after averaging 24.3 points per game over a 4-game stretch... he and Campbell teammate Chris Clemons (42 pts, 10-14 3's) each hit 10 3's in a game against Liberty on Jan. 22, 2018.

## CAREER/SEASON HIGHS

CAREER HIGH	CATEGORY	SEASON HIGH
33 at UNCM (11/18/17)	PTS	32 vs. Loyola (Md.) (11/25/2019)
7 at East Carolina (12/4/17)	REB	9 at South Florida (11/13/19)
7 vs. The Citadel (12/14/17)	AST	3 - twice
12 - 3x	FG	12 vs. Loyola (Md.) (11/25/2019)
21 - 3x	FGA	21 - 3x
10 at Liberty (1/23/18)	3FG	7 vs. Loyola (Md.) (11/25/2019)
16 at Liberty (1/23/18)	3FGA	14 vs. Southern (11/26/19)
6 at Winthrop (1/27/18)	FT	2 - 4x
6 - twice	FTA	4 vs. Evansville (11/30/19)
4 - twice	STL	4 vs. Anderson (11/11/19)
2 vs. The Citadel (12/14/17)	BLK	1 vs. Evansville (11/30/19)
41 vs. Gardner-Webb (1/3/18)	MIN	38 vs. Southern (11/26/19)

## GAME-BY-GAME

Opponent	MIN	FG	3FG	FT	O-D-T	PF	A	TO	B	S	PTS
at Butler*	37	7-21	2-11	1-1	2-3-5	1	1	5	0	1	17
at Bradley*	27	6-13	1-5	2-2	0-3-3	4	1	1	0	2	15
Anderson*	31	10-19	4-9	1-1	0-2-2	1	2	2	0	4	25
at South Fla.*	35	10-14	4-5	2-2	2-7-9	3	2	5	0	1	26
at Loyola*	34	9-19	5-8	0-0	0-3-3	3	0	1	0	1	23
vs. Loyola (Md.)*	33	12-21	7-10	1-2	0-3-3	4	1	2	0	2	32
vs. Southern*	38	10-21	6-14	1-1	1-1-2	4	2	2	0	1	27
Evansville*	34	7-19	2-6	2-4	0-0-0	4	3	2	1	0	18
at Morehead St.*	36	3-12	1-4	1-2	1-3-4	3	1	2	0	2	8
at Ball St.*	24	2-8	1-3	1-2	0-1-1	5	0	2	0	1	6
IU South Bend*	31	7-20	5-10	2-2	0-1-1	3	3	3	0	1	21
Purdue FW											
at Fresno St.											
Youngstown St.											
Cleveland St.											
at Milwaukee											
at Green Bay											
Wright St.											
Northern Ky.											
UIC											
at Detroit Mercy											
at Oakland											
at Cleveland St.											
at Youngstown St.											
Green Bay											
Milwaukee											
at Northern Ky.											
at Wright St.											
at UIC											
Oakland											
Detroit Mercy											
HL 1st Round											
HL 2nd Round											
HL Semis											
HL Finals											

\* denotes starter

## CAREER STATS

Season	GP-GS	MIN-Avg	FG	Pct.	3FG	Pct.	FT	Pct.
2016-17*	36-12	754-20.9	96-224	.429	67-167	.401	29-37	.784
2017-18*	33-32	1050-31.8	173-353	.490	91-226	.403	51-60	.850
2019-20	11-11	360-32.7	83-187	.444	38-85	.447	14-19	.737
<b>TOTALS</b>	<b>11-11</b>	<b>360-32.7</b>	<b>83-187</b>	<b>.444</b>	<b>38-85</b>	<b>.447</b>	<b>14-19</b>	<b>.737</b>

## REBOUNDS

Season	O-D-REB-AVG.	PF-DQ	AST	TO	BLK	STL	PTS-PPG
2016-17*	9-78-87-2.4	51-0	28	25	3	17	288-8.0
2017-18*	19-100-119-3.6	58-1	38	45	8	42	488-14.8
2019-20	6-27-33-3.0	35-1	16	27	1	16	218-19.8
<b>TOTALS</b>	<b>6-27-33-3.0</b>	<b>35-1</b>	<b>16</b>	<b>27</b>	<b>1</b>	<b>16</b>	<b>218-19.8</b>

\*at Campbell | TOTALS only reflect IUPUI totals



## PLAYER BIOS



### TAVEION WHITE

# #15

**Freshman | Forward**  
**6-7 | 190**  
**Prosper, Texas**  
**PHS Academy**

**Birthdate:** Nov. 25, 1999 (age 20)  
**Major:** Business

#### QUICK NOTES

Known as Taye by his teammates... Texas-native played at PHS (Fla.) Academy as a post-grad in 2018-19 where he was one of 14 who went on to play college basketball, four at the D1 level... was a 1st Team All-District selection after his senior year at Prosper (Texas) High School... chose IUPUI over offers from Buffalo, Oral Roberts, Presbyterian and USC Upstate.



### SAWYER STOLTZ

# #20

**Freshman | Forward**  
**6-9 | 200**  
**Huntington, Ind.**  
**Huntington North**

**Birthdate:** May 3, 2000 (age 19)  
**Major:** Biology

#### QUICK NOTES

Non-scholarship addition to the team played three seasons at Huntington North where he was an HM All-State honoree following a senior year in which he averaged 13.2 points and 5.8 rebounds per game... was a 2nd team Northeast 8 Conference (NE8) honoree... played AAU basketball for Indiana Elite.

#### CAREER/SEASON HIGHS

CAREER HIGH	CATEGORY	SEASON HIGH
---	PTS	---
2 vs. Anderson (11/11/19)	REB	2 vs. Anderson (11/11/19)
---	AST	---
---	FG	---
1 vs. Anderson (11/11/19)	FGA	1 vs. Anderson (11/11/19)
---	3FG	---
---	3FGA	---
---	FT	---
---	FTA	---
1 vs. Anderson (11/11/19)	STL	1 vs. Anderson (11/11/19)
1 vs. Anderson (11/11/19)	BLK	1 vs. Anderson (11/11/19)
9 vs. Anderson (11/11/19)	MIN	9 vs. Anderson (11/11/19)

#### GAME-BY-GAME

Opponent	MIN	FG	3FG	FT	O-D-T	PF	A	TO	B	S	PTS
at Butler					DID NOT PLAY						
at Bradley	0+	0-0	0-0	0-0	0-0-0	0	0	0	0	0	0
Anderson	9	0-1	0-0	0-0	2-0-2	2	0	1	1	1	0
at South Fla.	0+	0-0	0-0	0-0	0-0-0	0	0	0	0	0	0
at Loyola	1	0-0	0-0	0-0	0-0-0	0	0	0	0	0	0
vs. Loyola (Md.)					DID NOT PLAY						
vs. Southern	0+	0-0	0-0	0-0	0-0-0	0	0	0	0	0	0
Evansville	1	0-0	0-0	0-0	0-0-0	0	0	0	0	0	0
at Morehead St.					DID NOT PLAY						
at Ball St.	3	0-0	0-0	0-0	0-0-0	1	0	0	0	0	0
IU South Bend					DID NOT PLAY						
Purdue FW											
at Fresno St.											
Youngstown St.											
Cleveland St.											
at Milwaukee											
at Green Bay											
Wright St.											
Northern Ky.											
UIC											
at Detroit Mercy											
at Oakland											
at Cleveland St.											
at Youngstown St.											
Green Bay											
Milwaukee											
at Northern Ky.											
at Wright St.											
at UIC											
Oakland											
Detroit Mercy											
HL 1st Round											
HL 2nd Round											
HL Semis											
HL Finals											

\* denotes starter

#### CAREER STATS

Season	GP-GS	MIN-Avg	FG	Pct.	3FG	Pct.	FT	Pct.
2019-20	7-0	14-2.0	0-1	.000	0-0	.000	0-0	.000
<b>TOTALS</b>	<b>7-0</b>	<b>14-2.0</b>	<b>0-1</b>	<b>.000</b>	<b>0-0</b>	<b>.000</b>	<b>0-0</b>	<b>.000</b>

#### REBOUNDS

Season	O-D-REB-AVG.	PF-DQ	AST	TO	BLK	STL	PTS-PPG
2019-20	2-0-2-0.3	3-0	0	1	1	1	0-0.0
<b>TOTALS</b>	<b>2-0-2-0.3</b>	<b>2-0</b>	<b>0</b>	<b>1</b>	<b>1</b>	<b>1</b>	<b>0-0.0</b>

#### CAREER/SEASON HIGHS

CAREER HIGH	CATEGORY	SEASON HIGH
---	PTS	---
2 vs. Anderson (11/11/19)	REB	2 vs. Anderson (11/11/19)
---	AST	---
---	FG	---
1 at Bradley (11/9/19)	FGA	1 at Bradley (11/9/19)
---	3FG	---
---	3FGA	---
---	FT	---
---	FTA	---
---	STL	---
1 vs. Anderson (11/11/19)	BLK	1 vs. Anderson (11/11/19)
4 vs. Anderson (11/11/19)	MIN	4 vs. Anderson (11/11/19)

#### GAME-BY-GAME

Opponent	MIN	FG	3FG	FT	O-D-T	PF	A	TO	B	S	PTS
at Butler					DID NOT PLAY						
at Bradley	1	0-1	0-0	0-0	0-0-0	0	0	0	0	0	0
Anderson	4	0-0	0-0	0-0	0-2-2	0	0	2	1	0	0
at South Fla.					DID NOT PLAY						
at Loyola	1	0-0	0-0	0-0	0-0-0	0	0	0	0	0	0
vs. Loyola (Md.)					DID NOT PLAY						
vs. Southern					DID NOT PLAY						
Evansville					DID NOT PLAY						
at Morehead St.					DID NOT PLAY						
at Ball St.	2	0-0	0-0	0-0	0-0-0	0	0	0	0	0	0
IU South Bend					DID NOT PLAY						
Purdue FW											
at Fresno St.											
Youngstown St.											
Cleveland St.											
at Milwaukee											
at Green Bay											
Wright St.											
Northern Ky.											
UIC											
at Detroit Mercy											
at Oakland											
at Cleveland St.											
at Youngstown St.											
Green Bay											
Milwaukee											
at Northern Ky.											
at Wright St.											
at UIC											
Oakland											
Detroit Mercy											
HL 1st Round											
HL 2nd Round											
HL Semis											
HL Finals											

\* denotes starter

#### CAREER STATS

Season	GP-GS	MIN-Avg	FG	Pct.	3FG	Pct.	FT	Pct.
2019-20	4-0	8-2.0	0-1	.000	0-0	.000	0-0	.000
<b>TOTALS</b>	<b>4-0</b>	<b>8-2.0</b>	<b>0-1</b>	<b>.000</b>	<b>0-0</b>	<b>.000</b>	<b>0-0</b>	<b>.000</b>

#### REBOUNDS

Season	O-D-REB-AVG.	PF-DQ	AST	TO	BLK	STL	PTS-PPG
2019-20	0-2-2-0.5	0-0	0	2	1	0	0-0.0
<b>TOTALS</b>	<b>0-2-2-0.5</b>	<b>0-0</b>	<b>0</b>	<b>2</b>	<b>1</b>	<b>0</b>	<b>0-0.0</b>

# PLAYER BIOS



## GRANT WEATHERFORD #23

**Junior | Guard**  
**6-2 | 195**  
**Cicero, Ind.**  
**Hamilton Heights (Purdue/Midland J.C.)**

**Birthdate:** August 7, 1996 (age 23)  
**Major:** General Studies

### QUICK NOTES

Began his college career by redshirting in 2015-16 at Purdue before transferring to Midland [Tex.] College for the 2016-17 season... was granted a clock extension in December 2018, effectively, making him a junior... comes from a family filled with athletes as brother Sterling is a sophomore DB on the Miami (Ohio) football team, older sister Dakota played basketball at Evansville & Louisville and oldest brother Austin played basketball at Rose Hulman... also garnered D1 football interest as a WR (155 catches, 60 TDs in high school).

### CAREER/SEASON HIGHS

CAREER HIGH	CATEGORY	SEASON HIGH
21 vs. Green Bay (2/24/19)	PTS	17 at Morehead State (12/4/19)
9 - 2x	REB	9 vs. Anderson (11/11/19)
6 - 2x	AST	4 - 4x
7 at Morehead State (12/4/19)	FG	7 at Morehead State (12/4/19)
12 vs. Green Bay (2/24/19)	FGA	10 at Morehead State (12/4/19)
5 vs. Green Bay (2/24/19)	3FG	3 at Morehead State (12/4/19)
6 vs. Green Bay (2/24/19)	3FGA	4 - twice
7 - 2x	FT	2 - 5x
8 vs. Western Illinois (12/15/18)	FTA	4 vs. Loyola (Md.) (11/25/2019)
4 vs. Detroit Mercy (1/26/19)	STL	3 vs. Southern (11/26/19)
1 - 4x	BLK	---
38 at Morehead State (12/4/19)	MIN	38 at Morehead State (12/4/19)

### GAME-BY-GAME

Opponent	MIN	FG	3FG	FT	O-D-T	PF	A	TO	B	S	PTS
at Butler*	30	3-5	0-1	0-2	2-3-5	1	1	1	0	0	6
at Bradley*	32	0-6	0-4	1-2	0-1-1	1	4	4	0	0	1
Anderson	23	3-3	0-0	0-0	3-6-9	1	4	3	0	2	6
at South Fla.	34	2-2	0-0	2-2	0-3-3	1	1	1	0	2	6
at Loyola	27	0-2	0-0	0-0	0-0-0	2	3	1	0	0	0
vs. Loyola (Md.)	29	1-3	0-0	2-4	1-4-5	3	4	4	0	2	4
vs. Southern	32	2-4	0-1	2-2	0-1-1	3	4	2	0	3	6
Evansville	31	1-4	0-0	2-2	3-3-6	2	1	1	0	1	4
at Morehead St.*	38	7-10	3-4	0-1	1-1-2	3	1	1	0	1	17
at Ball St.*	31	4-8	0-1	2-3	1-6-7	3	1	4	0	0	10
IU South Bend*	37	1-4	0-1	1-3	2-5-7	1	3	4	0	2	3
Purdue FW											
at Fresno St.											
Youngstown St.											
Cleveland St.											
at Milwaukee											
at Green Bay											
Wright St.											
Northern Ky.											
UIC											
at Detroit Mercy											
at Oakland											
at Cleveland St.											
at Youngstown St.											
Green Bay											
Milwaukee											
at Northern Ky.											
at Wright St.											
at UIC											
Oakland											
Detroit Mercy											
HL 1st Round											
HL 2nd Round											
HL Semis											
HL Finals											

\* denotes starter

### CAREER STATS

Season	GP-GS	MIN-Avg	FG	Pct.	3FG	Pct.	FT	Pct.
2018-19	33-33	861-26.1	70-142	.493	11-24	.458	52-72	.722
2019-20	11-5	344-31.3	24-51	.471	3-12	.250	12-21	.571
<b>TOTALS</b>	<b>44-38</b>	<b>1205-27.4</b>	<b>94-193</b>	<b>.487</b>	<b>14-36</b>	<b>.389</b>	<b>64-93</b>	<b>.688</b>

### REBOUNDS

Season	O-D-REB-AVG	PF-DQ	AST	TO	BLK	STL	PTS-PPG
2018-19	25-75-100-3.0	86-3	83	49	4	38	203-6.2
2019-20	13-33-46-4.2	21-0	27	26	0	13	63-5.7
<b>TOTALS</b>	<b>38-108-146-3.3</b>	<b>107-3</b>	<b>110</b>	<b>75</b>	<b>4</b>	<b>51</b>	<b>266-6.0</b>



## ZO TYSON

# #30

**Grad Student | Forward**  
**6-9 | 195**  
**Fayetteville, N.C.**  
**Trinity Christian (Colorado State)**

**Birthdate:** Oct. 18, 1995 (age 24)  
**Major:** Sports Journalism

### QUICK NOTES

Oldest student-athlete on the team, pursuing a Master's degree in sports journalism... missed the Jaguars' exhibition game due to injury... graduate-transfer will play his final season at IUPUI after spending the past two years at Colorado State... played his first two seasons at Cafe Fear C.C., including averaging 14.0 points and 8.4 rebounds per game as a sophomore... actual first name is Lonzia, but he opts to go by Zo.

### CAREER/SEASON HIGHS

CAREER HIGH	CATEGORY	SEASON HIGH
8 - 2x	PTS	8 - 3x
6 vs. Southern (11/26/19)	REB	6 vs. Southern (11/26/19)
2 - 3x	AST	2 - twice
4 - 2x	FG	4 - 2x
5 at Butler (11/6/19)	FGA	5 at Butler (11/6/19)
---	3FG	---
---	3FGA	---
4 - twice	FT	4 vs. Southern (11/26/19)
6 vs. Southern (11/26/19)	FTA	6 vs. Southern (11/26/19)
3 at Butler (11/6/19)	STL	3 at Butler (11/6/19)
3 vs. Southern (11/26/19)	BLK	3 vs. Southern (11/26/19)
27 at Butler (11/6/19)	MIN	27 at Butler (11/6/19)

### GAME-BY-GAME

Opponent	MIN	FG	3FG	FT	O-D-T	PF	A	TO	B	S	PTS
at Butler	27	4-5	0-0	0-0	3-2-5	4	2	2	1	3	8
at Bradley	13	1-1	0-0	0-0	1-2-3	4	0	2	0	0	2
Anderson*	9	0-2	0-0	0-0	0-3-3	2	0	2	0	0	0
at South Fla.*	11	1-2	0-0	0-0	0-2-2	4	0	1	0	1	2
at Loyola*	22	4-4	0-0	0-1	1-3-4	4	1	1	0	0	8
vs. Loyola (Md.)*	13	2-3	0-0	0-0	0-1-1	4	0	0	0	0	4
vs. Southern*	25	2-3	0-0	4-6	1-5-6	2	2	0	3	0	8
Evansville*	18	0-0	0-0	0-0	1-3-4	0	1	0	0	0	0
at Morehead St.*	17	0-3	0-0	0-0	1-1-2	1	0	1	0	0	0
at Ball St.*	10	1-3	0-0	2-2	2-0-2	3	0	1	0	0	4
IU South Bend	8	1-2	0-0	0-0	2-1-3	0	0	0	1	1	2
Purdue FW											
at Fresno St.											
Youngstown St.											
Cleveland St.											
at Milwaukee											
at Green Bay											
Wright St.											
Northern Ky.											
UIC											
at Detroit Mercy											
at Oakland											
at Cleveland St.											
at Youngstown St.											
Green Bay											
Milwaukee											
at Northern Ky.											
at Wright St.											
at UIC											
Oakland											
Detroit Mercy											
HL 1st Round											
HL 2nd Round											
HL Semis											
HL Finals											

\* denotes starter

### CAREER STATS


Season	GP-GS	MIN-Avg	FG	Pct.	3FG	Pct.	FT	Pct.
2018-19*	12-0	62-5.2	3-6	.500	0-0	.000	5-9	.556
2019-20	11-8	173-15.7	16-28	.571	0-0	.000	6-9	.667
<b>TOTALS</b>	<b>11-8</b>	<b>173-15.7</b>	<b>16-28</b>	<b>.571</b>	<b>0-0</b>	<b>.000</b>	<b>6-9</b>	<b>.667</b>

### REBOUNDS

Season	O-D-REB-AVG	PF-DQ	AST	TO	BLK	STL	PTS-PPG
2018-19*	2-11-13-1.1	9-0	6	5	5	1	11-0.9
2019-20	12-23-35-3.2	31-0	6	10	5	5	38-3.5
<b>TOTALS</b>	<b>12-23-35-3.2</b>	<b>31-0</b>	<b>6</b>	<b>10</b>	<b>5</b>	<b>5</b>	<b>38-3.5</b>

\* at Colorado State / TOTALS only reflect IUPUI totals

## PLAYER BIOS



### ELYJAH GOSS

# #32

**Junior | Forward**  
**6-7 | 195**  
**Bolingbrook, Ill.**  
**Plainfield East**

**Birthdate:** April 28, 1998 (age 21)  
**Major:** Sports Management

#### QUICK NOTES

Late bloomer redshirted his first season at IUPUI before taking over a starting role last season and leading the team in rebounding... was an honorable mention All-State selection as a senior at Plainfield (Ill.) East High School after racking up 16 double-doubles and shooting a school record 56 percent from the floor... is the only player in Plainfield East history to average a double-double for a full season.

#### CAREER/SEASON HIGHS

CAREER HIGH	CATEGORY	SEASON HIGH
17 vs. IU South Bend (12/10/19)	PTS	17 vs. IU South Bend (12/10/19)
21 vs. IU South Bend (12/10/19)	REB	21 vs. IU South Bend (12/10/19)
3 - 2x	AST	2 at South Florida (11/13/19)
7 vs. IU South Bend (12/10/19)	FG	7 vs. IU South Bend (12/10/19)
11 at Ball State (12/7/19)	FGA	11 at Ball State (12/7/19)
2 at Boston College (11/14/18)	3FG	---
3 vs. Eastern Illinois (11/10/18)	3FGA	1 at Butler (11/6/19)
6 vs. Cleveland State (1/10/19)	FT	4 - twice
8 at Morehead State (12/21/18)	FTA	6 - twice
2 - 6x	STL	1 - 4x
4 - twice	BLK	4 vs. IU South Bend (12/10/19)
33 - twice	MIN	32 vs. IU South Bend (12/10/19)

#### GAME-BY-GAME

Opponent	MIN	FG	3FG	FT	O-D-T	PF	A	TO	B	S	PTS
at Butler*	20	3-8	0-1	0-0	1-2-3	1	0	2	1	1	6
at Bradley*	23	2-5	0-0	0-0	4-4-8	2	1	1	2	0	4
Anderson	14	4-8	0-0	3-5	4-6-10	2	1	2	1	0	11
at South Fla.	21	1-4	0-0	1-2	0-4-4	1	2	1	1	0	3
at Loyola	16	1-5	0-0	0-0	3-2-5	2	1	3	0	0	2
vs. Loyola (Md.)*	31	5-9	0-0	4-6	6-7-13	2	0	3	0	0	14
vs. Southern*	25	5-7	0-0	0-1	2-3-5	3	1	3	1	0	10
Evansville*	28	4-9	0-0	0-2	1-8-9	2	0	1	0	1	8
at Morehead St.*	29	2-6	0-0	0-0	2-15-17	4	1	4	2	0	4
at Ball St.*	27	3-11	0-0	4-6	7-2-9	2	0	2	0	1	10
IU South Bend*	32	7-10	0-0	3-4	7-14-21	3	1	2	4	1	17

Purdue FW	
at Fresno St.	
Youngstown St.	
Cleveland St.	
at Milwaukee	
at Green Bay	
Wright St.	
Northern Ky.	
UIC	
at Detroit Mercy	
at Oakland	
at Cleveland St.	
at Youngstown St.	
Green Bay	
Milwaukee	
at Northern Ky.	
at Wright St.	
at UIC	
Oakland	
Detroit Mercy	
HL 1st Round	
HL 2nd Round	
HL Semis	
HL Finals	

\* denotes starter

#### CAREER STATS

Season	GP-GS	MIN-Avg	FG	Pct.	3FG	Pct.	FT	Pct.
2017-18	30-0	414-13.8	41-93	.441	4-13	.308	22-29	.759
2018-19	31-25	710-22.9	79-150	.527	7-24	.292	46-65	.708
2019-20	11-8	266-24.2	37-82	.451	0-1	.000	15-26	.577
<b>TOTALS</b>	<b>72-33</b>	<b>1390-19.3</b>	<b>157-325</b>	<b>.483</b>	<b>11-38</b>	<b>.289</b>	<b>83-120</b>	<b>.692</b>

#### REBOUNDS

Season	O-D-REB-AVG.	PF-DQ	AST	TO	BLK	STL	PTS-PPG
2017-18	38-68-106-3.5	46-0	12	20	11	12	108-3.6
2018-19	61-135-196-6.3	51-0	23	28	24	19	211-6.8
2019-20	37-67-104-9.5	24-0	8	24	12	4	89-8.1
<b>TOTALS</b>	<b>136-270-406-5.6</b>	<b>121-0</b>	<b>43</b>	<b>72</b>	<b>47</b>	<b>35</b>	<b>408-5.7</b>

## EARLY SIGNING PERIOD



### SADAIDRIENE HALL

**Nickname:** DayDay

**Forward**  
**6-6 | 200**  
**Sulphur Springs, Texas**  
**Sulphur Springs High School**

#### QUICK NOTES

- Second Team All-State and First Team All-District and All-Region honoree as a junior at Sulphur Springs (Texas) High School after averaging 16 points and 12 rebounds per game
- Shot 65 percent from the floor and 80 percent from the free throw line as a junior.
- Helped Sulphur Springs to a 29-9 record, a second straight district title and the program's first-ever state tournament appearance
- Helped Sulphur Springs go 31-6 his sophomore year with a district title
- Owns career-highs of 38 points and 22 rebounds in a game
- Currently ranked No. 32 in the 2020 class in the state of Texas according to TexasBoysBasketball.com
- Rated the No. 35 player in the state of Texas by Rivals.com after climbing more than 70 spots after his play last summer
- Plays AAU for Dallas Showtime and was named to the Second Team All-UA Rise Team after averaging 17.5 points per game and shooting 63.3 percent from the floor
- Helped Dallas Showtime finish atop the UA Rise 17U Division with a 9-1 record
- Also named First Team Prep Hoops Regional All-American and a Second Team Prep Hoops All-American after helping Showtime to a 15-2 mark on the Prep Hoops Circuit
- Academically has maintained a 3.5 grade point average

#### Coach Rimm on Hall:

"DayDay is a very high motor athlete that I believe Jag Nation will embrace. He's one of the most intense high school players I've seen in a very long time. He's an all around proven winner."

## TEAM IMPACT - CAYDEN BARINGER



### CAYDEN BARINGER

**Nickname:** Cay Jax  
**Dream Vacation Destination:** China  
**Favorite Movie:** Matilda  
**Favorite Food:** Cereal  
**Favorite Athlete:** Steph Curry  
**Super Power You'd Love to Have:** Read Minds

#### QUICK NOTES

Through a partnership with Team IMPACT, 9-year old **Cayden Baringer** signed with the IUPUI basketball team on Dec. 19, 2018 at a ceremony at the IUPUI Athletics Offices. Baringer, a Carmel-native, was diagnosed with Leukodystrophy in 2017.

Leukodystrophies are a group of rare, progressive, metabolic, genetic diseases that affect the brain, spinal cord and often the peripheral nerves. Each type of leukodystrophy is caused by a specific gene abnormality that leads to abnormal development or destruction of the white matter (myelin sheath) of the brain.

Cayden, his mother Cara, and brothers Liam and Lucas, will be frequent guests to IUPUI games, practices and team events now that he's officially signed with the program.



# LAST FOUR BOX SCORES

## GAME #8 • EVANSVILLE 70, IUPUI 64 (INDIANAPOLIS - INDIANA FARMERS COLISEUM)

### Evansville 70 • 5-3,0-0 MVC

#	Player	Total		3-Ptr		Rebounds			PF	TP	A TO Blk Stl					Min
		FG-FGA	FG-FGA	FT-FTA	Off Def Tot	PF	TP	A TO Blk Stl								
35	John Hall	f	1-3	1-2	0-0	1 3 4	4	3	0	1	0	0	0	15		
02	Artur Labinowicz	g	2-9	0-1	5-5	3 3 6	1	9	0	2	0	0	21			
03	Jawaun Newton	g	1-4	0-1	2-2	2 2 4	1	4	1	0	0	0	22			
30	Noah Frederking	g	3-8	2-7	0-2	0 3 3	2	8	1	0	1	0	25			
33	K.J. Riley	g	3-6	0-1	2-2	0 3 3	2	8	0	3	1	1	31			
01	Marcus Henderson		1-3	1-3	0-0	0 0 0	1	3	0	0	0	0	5			
05	Shamar Givance		1-4	0-2	0-0	0 1 1	2	2	1	0	0	0	13			
10	Evan Kuhlman		2-4	0-2	2-2	0 1 1	1	6	1	1	0	1	14			
13	DeAndre Williams		8-13	0-1	4-6	5 10 15	1	20	5	0	2	1	35			
20	Sam Cunliffe		3-9	1-3	0-0	0 2 2	5	7	2	1	0	0	19			
Team					1 4 5											
Totals			25-63	5-23	15-19	12 32 44	20	70	11	8	4	3	200			
FG % 1st Half: 10-33 30.3% 2nd half: 15-30 50.0% Game: 25-63 39.7%																
3FG % 1st Half: 1-14 7.1% 2nd half: 4-9 44.4% Game: 5-23 21.7%																
FT % 1st Half: 6-7 85.7% 2nd half: 9-12 75.0% Game: 15-19 78.9%																

### IUPUI 64 • 2-6,0-0 Horizon

#	Player	Total		3-Ptr		Rebounds			PF	TP	A TO Blk Stl					Min
		FG-FGA	FG-FGA	FT-FTA	Off Def Tot	PF	TP	A TO Blk Stl								
30	TYSON, Zo	f	0-0	0-0	0-0	1 3 4	3	0	1	0	0	0	18			
32	GOSS, Elyjah	f	4-9	0-0	0-2	1 8 9	2	8	0	1	0	1	28			
00	MINNETT, Jaylen	g	6-17	3-11	3-4	0 4 4	3	18	4	0	0	0	36			
10	DePERSIA, Mike	g	0-2	0-1	1-2	0 1 1	1	1	1	0	0	0	20			
14	BURK, Marcus	g	7-19	2-6	2-4	0 0 0	4	18	3	2	1	0	34			
13	WILLIAMS, Isaiah		5-7	0-0	5-10	2 6 8	4	15	3	3	0	0	32			
15	WHITE, Taveion		0-0	0-0	0-0	0 0 0	0	0	0	0	0	0	1			
23	WEATHERFORD, Grant		1-4	0-0	2-2	3 3 6	2	4	1	1	0	1	31			
Team					2 4 6											
Totals			23-58	5-18	13-24	9 29 38	19	64	13	7	1	2	200			
FG % 1st Half: 12-32 37.5% 2nd half: 11-26 42.3% Game: 23-58 39.7%																
3FG % 1st Half: 3-9 33.3% 2nd half: 2-9 22.2% Game: 5-18 27.8%																
FT % 1st Half: 10-15 66.7% 2nd half: 3-9 33.3% Game: 13-24 54.2%																

Officials: Matt Morales,Jesse Joseph,Ed Phillips

Technical fouls: Evansville-None. IUPUI-None.

Attendance: 1659

Score by periods	1st	2nd	Total
Evansville	27	43	70
IUPUI	37	27	64

Last FG - UE 2nd-00:39, IUPUI 2nd-00:02.

Largest lead - UE by 8 2nd-00:39, IUPUI by 12 2nd-16:29.

UE led for 08:16. IUPUI led for 26:18. Game was tied for 05:26.

Score tied - 8 times.  
Lead changed - 11 times.

Points	In Paint	Off T/O	2nd Chance	Fast Break	Bench
UE	34	8	14	6	38
IUPUI	30	8	10	5	19

## GAME #9 • MOREHEAD STATE 56, IUPUI 51 (MOREHEAD, KY. - JOHNSON ARENA)

### IUPUI 51 • 2-7

#	Player	Total		3-Ptr		Rebounds			PF	TP	A TO Blk Stl					Min
		FG-FGA	FG-FGA	FT-FTA	Off Def Tot	PF	TP	A TO Blk Stl								
30	TYSON, Zo	f	0-3	0-0	0-0	1 1 2	1	0	0	1	0	0	17			
32	GOSS, Elyjah	f	2-6	0-0	0-0	2 15 17	4	4	1	4	2	0	29			
00	MINNETT, Jaylen	g	5-17	2-7	1-3	1 4 5	1	13	3	0	0	3	38			
14	BURK, Marcus	g	3-12	1-4	1-2	1 3 4	3	8	1	2	0	2	36			
23	WEATHERFORD, Grant	g	7-10	3-4	0-1	1 1 2	3	17	1	1	0	1	38			
01	KEMP, Jakoby		1-2	0-0	0-0	0 3 3	0	2	0	1	0	0	6			
10	DePERSIA, Mike		0-2	0-2	0-0	0 1 1	1	0	3	0	0	1	13			
11	KENYON, Brandon		0-0	0-0	0-0	0 0 0	0	0	0	0	0	0	2			
13	WILLIAMS, Isaiah		3-8	0-0	1-4	2 3 5	4	7	0	5	2	0	21			
Team					0 1 1											
Totals			21-60	6-17	3-10	8 32 40	17	51	9	14	4	7	200			
FG % 1st Half: 5-25 20.0% 2nd half: 16-35 45.7% Game: 21-60 35.0%																
3FG % 1st Half: 1-8 12.5% 2nd half: 5-9 55.6% Game: 6-17 35.3%																
FT % 1st Half: 1-6 16.7% 2nd half: 2-4 50.0% Game: 3-10 30.0%																

### Morehead State 56 • 5-4

#	Player	Total		3-Ptr		Rebounds			PF	TP	A TO Blk Stl					Min
		FG-FGA	FG-FGA	FT-FTA	Off Def Tot	PF	TP	A TO Blk Stl								
03	BAKER, James	f	3-11	1-4	0-1	1 6 7	3	7	1	3	2	1	28			
22	BRYAN, LJ	f	3-6	0-0	2-2	3 8 11	3	8	1	4	1	0	25			
02	WALKER, Jordan	g	3-10	2-6	4-4	0 3 3	1	12	6	2	0	0	30			
12	THOMAS, Justin	g	5-10	0-1	0-1	1 6 7	1	10	2	1	0	3	32			
32	HENSON, Djimon	g	1-5	0-3	0-2	2 0 2	1	2	1	2	0	2	28			
00	CLAUDE, Tyzhau		4-6	0-0	0-0	1 5 6	1	8	0	2	2	0	15			
01	COOPER, De'von		0-1	0-1	0-0	0 3 3	0	0	0	1	0	0	11			
11	DIXON, Julius		2-6	0-4	1-2	0 1 1	1	5	0	0	0	0	12			
23	RIDDLE, Malik		0-4	0-1	0-0	1 2 3	0	0	1	0	1	1	10			
55	COOPER, Ta'lon		1-2	1-2	1-2	0 1 1	1	4	1	1	0	1	9			
Team					2 0 2											
Totals			22-61	4-22	8-14	11 35 46	12	56	14	12	8	6	200			
FG % 1st Half: 11-36 30.6% 2nd half: 11-25 44.0% Game: 22-61 36.1%																
3FG % 1st Half: 1-14 7.1% 2nd half: 3-8 37.5% Game: 4-22 18.2%																
FT % 1st Half: 1-5 20.0% 2nd half: 7-9 77.8% Game: 8-14 57.1%																

Officials: Craig Murley, Andy Ezzelle, Dustin Williams

Technical fouls: IUPUI-None. Morehead State-None.

Attendance: 1776

Score by periods	1st	2nd	Total
IUPUI	12	39	51
Morehead State	24	32	56

Points	In Paint	Off T/O	2nd Chance	Fast Break	Bench
IUPUI	22	34	12	10	8
MOR	34	12	5	6	17

Last FG - IUPUI 2nd-00:03, MOR 2nd-02:39.

Largest lead - IUPUI by 6 1st-16:40, MOR by 12 1st-00:55.

IUPUI led for 12:21. MOR led for 26:37. Game was tied for 01:02.

Score tied - 0 times.  
Lead changed - 3 times.

## GAME #10 • BALL STATE 102, IUPUI 54 (MUNCIE, IND. - WORTHEN ARENA)

### IUPUI 54 • 2-8,0-0 Horizon

#	Player		Total		3-Ptr		Rebounds			PF	TP	A TO Blk Stl				Min
			FG-FGA	FG-FGA	FT-FTA	Off	Def	Tot								
30	TYSON, Zo	f	1-3	0-0	2-2	2	0	2	3	4	0	1	0	0	10	
32	GOSS, Elyjah	f	3-11	0-0	4-6	7	2	9	2	10	0	2	0	1	27	
00	MINNETT, Jaylen	g	6-12	4-7	1-3	0	3	3	0	17	0	1	0	1	35	
14	BURK, Marcus	g	2-8	1-3	1-2	0	1	1	5	6	0	2	0	1	24	
23	WEATHERFORD, Grant	g	4-8	0-1	2-3	1	6	7	3	10	1	4	0	0	31	
01	KEMP, Jakoby		1-7	0-0	0-0	2	0	2	1	2	0	0	0	1	11	
02	JACKSON JR., Jamil		1-4	0-2	1-2	0	2	2	1	3	0	2	0	0	16	
10	DePERSIA, Mike		0-1	0-0	0-1	2	0	2	2	0	1	2	0	0	15	
11	KENYON, Brandon		0-2	0-1	0-0	0	0	0	0	0	0	0	0	0	7	
13	WILLIAMS, Isaiah		1-7	0-0	0-0	1	3	4	5	2	0	2	0	0	19	
15	WHITE, Taveion		0-0	0-0	0-0	0	0	0	1	0	0	0	0	0	3	
20	STOLTZ, Sawyer		0-0	0-0	0-0	0	0	0	0	0	0	0	0	0	2	
	Team		19-63	5-14		2	1	3								
	Totals					17	18	35	23	54	2	16	0	4	200	
	FG % 1st Half: 10-30	33.3%	2nd half: 9-33	27.3%	Game: 19-63	30.2%									Deadball	
	3FG % 1st Half: 2-6	33.3%	2nd half: 3-8	37.5%	Game: 5-14	35.7%									Rebounds	
	FT % 1st Half: 2-6	33.3%	2nd half: 9-13	69.2%	Game: 11-19	57.9%									5	