



2019-2020 IUPUI BASKETBALL GAME NOTES

IUPUI

SCHEDULE/RESULTS

(4-8, 0-0 HORIZON)

Date	Opponent	Result/Time
Oct. 23	# Tiffin (ESPN3)	W, 81-77
Nov. 6	at Butler (FS2)	L, 47-80
Nov. 9	at Bradley (ESPN+)	L, 56-90
Nov. 11	Anderson (ESPN3)	W, 72-55
Nov. 13	^ at South Florida (ESPN3)	W, 70-53
Nov. 20	^ at Loyola (Ill.) (NBCSCH+ / ESPN+)	L, 62-85
Nov. 25	^ vs. Loyola (Md.)	L, 77-81
Nov. 26	^ vs. Southern	L, 77-83
Nov. 30	Evansville (ESPN+)	L, 64-70
Dec. 4	at Morehead St. (ESPN+)	L, 51-56
Dec. 7	at Ball St. (ESPN+)	L, 54-102
Dec. 10	IU South Bend (ESPN3)	W, 80-60
Dec. 14	Purdue Fort Wayne (ESPN+)	W, 74-65

Dec. 20 at Fresno St. (Mountain West Net) 10:00 pm

Dec. 28	* Youngstown St. (ESPN+)	12:00 pm
Dec. 30	* Cleveland St. (ESPN+)	7:00 pm
Jan. 3	* at Milwaukee (ESPN3)	8:00 pm
Jan. 5	* at Green Bay (ESPN+)	2:00 pm
Jan. 10	* Wright St. (ESPN3)	7:00 pm
Jan. 12	* Northern Kentucky (ESPN+)	2:00 pm
Jan. 18	* UIC (ESPN3)	12:00 pm
Jan. 23	* at Detroit Mercy (ESPN+)	7:00 pm
Jan. 25	* at Oakland (ESPN3)	3:00 pm
Jan. 30	* at Cleveland St. (ESPN+)	7:00 pm
Feb. 1	* at Youngstown St. (ESPN3)	6:00 pm
Feb. 6	* Green Bay	11:00 am
Feb. 8	* Milwaukee	12:00 pm
Feb. 14	* at Northern Kentucky	7:00 pm
Feb. 16	* at Wright St.	2:00 pm
Feb. 22	* at UIC (ESPN3)	4:12 pm
Feb. 27	* Oakland	7:00 pm
Feb. 29	* Detroit Mercy	12:00 pm
Mar. 3	& HL Tourney - 1st rd.	
Mar. 5	& HL Tourney - Quarterfinals	
Mar. 9	& HL Tourney - Semifinals	
Mar. 10	& HL Tourney - Championship	

denotes exhibition
 * denotes Horizon League games
 ^ part of Cayman Islands Classic
 (first two games on campus sites / last two at Omaha)
 & denotes Horizon League Tournament games
 (quarterfinals on campus sites / semis and finals in Indy)

MEDIA COVERAGE

TV: Mountain West Network
 Ralph Wood (pxp); Matt Norville (analyst)
 Julia Vella (sideline)

Video Stream: Mountain West Network

Audio: none

Live Stats: IUPUIJags.com

Twitter: @IUPUIJaguars / @IUPUIMensBball

MBB CONTACT

Ed Holdaway - IUPUI Assistant AD
Email: eholdawa@iupui.edu
Twitter: @EdHoldaway
Cell: 317-908-2645

'03 NCAA TOURNAMENT, 2010 CBI, 2019 CIT

IUPUI (4-8) at FRESNO STATE (3-7)

Friday, December 20, 2019 • 7:00 p.m. PT (10 Eastern) • Fresno, Calif. • Save Mart Center (15,596)




STAT BREAKDOWN

IUPUI	Fresno State
65.3 / 73.3	69.7 / 66.9
PPG / Opp. PPG	
-8.0	+2.8
Scoring Margin	
407 / 457	415 / 394
FG% / Opp. FG%	
36.4 (-1.2)	37.9 (+2.6)
RPG (Margin)	
344 / 322	314 / 293
3FG% / Opp. 3FG%	
.604	.674
FT%	
11.7	12.3
Assists/G	
15.3 (-1.6)	13.1 (-2.1)
TO/G (Margin)	
289 / 286 / 314	214 / 124 / 125
NET / KenPom / BPI	

SERIES BREAKDOWN

Overall:	0-0
Rimm vs. Fresno State:	0-0
in Fresno:	0-0
at IUPUI:	0-0
neutral:	0-0
Last Meeting:	first-ever meeting
Outcome:	n/a
Streak:	n/a

THE JAGUARS



PROBABLE STARTERS

No.	Name	Yr.	Pos.	Ht.	Hometown	PPG	RPG	APG	FG%	3FG%	FT%
0	Jaylen Minnett	Jr.	G	6-1	Terre Haute, Ind.	13.5	4.2	2.9	.353	.356	.727
14	Marcus Burk	Jr.	G	6-3	Indianapolis, Ind.	20.0	3.1	1.7	.448	.441	.760
23	Grant Weatherford	Jr.	G	6-2	Cicero, Ind.	6.4	4.2	2.8	.483	.267	.630
13	Isaiah Williams	Jr.	G/F	6-8	Dayton, Ohio	8.1	4.8	1.2	.430	.500	.500
32	Elyjah Goss	Jr.	F	6-7	Bolingbrook, Ill.	8.1	9.6	0.7	.456	.000	.577

OFF THE BENCH

1	Jakoby Kemp	Jr.	F	6-8	Layton, Utah	1.3	1.7	0.0	.200	.000	---
2	Jamil Jackson Jr.	Jr.	G/F	6-6	Minneapolis, Minn.	3.9	1.2	0.3	.268	.200	.692
10	Mike DePersia	Fr.	G	5-11	Cherry Hill, N.J.	2.2	2.0	1.8	.270	.000	.429
11	Brandon Kenyon	So.	F/C	6-10	Caledonia, Ontario	1.3	1.3	0.0	.300	.200	.500
12	Marlon Taylor	R-Fr.	G/F	6-5	South Bend, Ind.	0.0	0.3	0.0	.000	---	---
15	Taveion White	Fr.	F	6-7	Prosper, Texas	0.0	0.3	0.0	.000	---	---
20	Sawyer Stoltz	Fr.	F	6-9	Huntington, Ind.	0.0	0.5	0.0	.000	---	---
30	Zo Tyson	Gr.	F	6-9	Fayetteville, N.C.	3.2	3.0	0.5	.571	---	.667

QUICK HITTERS

- Junior **Marcus Burk** tallied his 1,000th collegiate point in the first half of the Jaguars' win over Purdue Fort Wayne. The Indianapolis-native tallied 776 in his two seasons at Campbell and has 240 this season, giving him 1,006 career points.
- IUPUI is riding back-to-back wins for the first time this season, having defeated IU South Bend and Purdue Fort Wayne at home in the past week. In fact, IUPUI never trailed in either game, winning both in wire-to-wire fashion.
- Junior **Elyjah Goss** grabbed a school record 21 rebounds against IU South Bend on Dec. 10, surpassing the previous mark by a single board. Goss' 21 rebounds is the third highest single game total in NCAA Division I basketball this season and he now owns the top two single game efforts in the Horizon League this year with 21 against IUSB (Dec. 10) and 17 at Morehead State (Dec. 4).
- IUPUI is coming off a 16-17 campaign, having made the program's third postseason berth during the Division I era by earning a spot in the 2019 College Insider Tournament. The Jaguars' 16 wins were the program's most since going 19-14 in the 2010-11 in head coach Ron Hunter's final season at IUPUI.
- Head Coach **Byron Rimm II** took over on an interim basis earlier this year, replacing Jason Gardner, who spent five years at the helm of the program. Rimm boasts 14 years of head coaching experience, including 10 years at Prairie View A&M from 2006-2016 as he racked up 115 victories and is the program's all-time winningest head coach. He originally joined the Jaguars' staff just prior to last season as IUPUI's Associate Head Coach.
- IUPUI returns just five letterwinners and two starters (**Grant Weatherford** & **Elyjah Goss**) from last year's squad. 2019 Horizon League Sixth Man of the Year **Jaylen Minnett** (12.0 ppg, 78.3 s) headlines the group of returners and has slid into this year's starting five. Weatherford (6.2 ppg, 3.0 rpg) started all 33 games last season and Goss (6.8 ppg, 6.3 rpg) started 25 times last season before being slowed late in the season due to injury.
- IUPUI has players from nine different states/provinces this season, with five hailing from the Hoosier State. All total, IUPUI has players this year from Indiana, Illinois, Minnesota, New Jersey, North Carolina, Ohio, Ontario, Texas and Utah.
- IUPUI swept the Horizon League's weekly awards on Nov. 18 as junior guard **Marcus Burk** was named Player of the Week and **Mike DePersia** was named Freshman of the Week after leading the Jags to wins over Anderson and at South Florida. Burk averaged 25.5 points, 5.5 rebounds, 2.5 steals and 2.0 assists per game while shooting 61 percent from the floor and 57.1 percent (8-of-14) from three. DePersia, who made his first two career starts during the week, averaged 4.0 points, 5.0 rebounds and 1.5 assists per game while shooting 57 percent from the field.

2019-2020 ROSTER

NUMERIC ROSTER

##	Name	Pos.	Ht.	Wt.	Yr.	Hometown/High School (Previous)
0	Jaylen Minnett	G	6-1	180	Jr.	Terre Haute, Ind./Terre Haute South
1	Jakoby Kemp	F	6-8	190	Jr.	Layton, Utah/Layton (Salt Lake C.C.)
2	Jamil Jackson Jr.	G/F	6-6	190	Jr.	Minneapolis, Minn./Minneapolis North (Southern Utah)
10	Mike DePersia	G	5-11	170	Fr.	Cherry Hill, N.J./Haddonfield Memorial
11	Brandon Kenyon	F/C	6-10	225	So.	Caledonia, Ontario/RISE Prep
12	Marlon Taylor	G/F	6-5	220	R-Fr.	South Bend, Ind./Riley (Indiana State)
13	Isaiah Williams	G/F	6-8	225	Jr.	Dayton, Ohio/Stivers School for the Arts (Pensacola St.)
14	Marcus Burk	G	6-3	205	Jr.	Indianapolis, Ind./Franklin Central
15	Taveion White	F	6-7	190	Fr.	Prosper, Texas/PHS Academy
20	Sawyer Stoltz	F	6-9	200	Fr.	Huntington, Ind./Huntington North
23	Grant Weatherford	G	6-2	195	Jr.	Cicero, Ind./Hamilton Heights (Midland College)
30	Zo Tyson	F	6-9	195	Gr.	Fayetteville, N.C./Trinity Christian (Colorado State)
32	Elyjah Goss	F	6-7	195	Jr.	Bolingbrook, Ill./Plainfield East

ROSTER BREAKDOWNS

BY CLASS-

Freshmen: 4
Juniors: 7

Sophomores: 1
Seniors: 1

BY PRIMARY POSITION-

Guards: 7
Centers: 0

Forwards: 6

BY HOME STATE-

Indiana: 5
Minnesota: 1
North Carolina: 1
Ontario: 1
Utah: 1

Illinois: 1
New Jersey: 1
Ohio: 1
Texas: 1

PRONUNCIATION GUIDE

ELYJAH Goss

(same as Elijah)

Jaylen **MINNETT**

(min-**NET**)

TAVEION White

(**TAY**-vee-on)


RADIO / TV ROSTER



#0 - JAYLEN MINNETT
6-1 // Jr. // G
Terre Haute, Ind.
Sports Management




#1 - JAKOBY KEMP
6-8 // Jr. // F
Layton, Utah
General Studies




#2 - JAMIL JACKSON JR.
6-6 // Jr. // G/F
Minneapolis, Minn.
General Studies




#10 - MIKE DePERSIA
5-10 // Fr. // G
Haddonfield, N.J.
Biomedical Engineering



#11 - BRANDON KENYON
6-10 // Soph. // F/C
Caledonia, Ontario
Criminal Justice



#12 - MARLON TAYLOR
6-5 // R-Fr. // G/F
South Bend, Ind.
Pre-Engineering




#13 - ISAIAH WILLIAMS
6-8 // Jr. // G/F
Dayton, Ohio
General Studies




#14 - MARCUS BURK
6-3 // Jr. // G
Indianapolis, Ind.
General Studies



#15 - TAVEION WHITE
6-7 // Fr. // F
Prosper, Texas
Business



#20 - SAWYER STOLTZ
6-9 // Fr. // F
Huntington, Ind.
Biology



#23 - GRANT WEATHERFORD
6-2 // Jr. // G
Cicero, Ind.
General Studies



#30 - ZO TYSON
6-9 // Gr. // F
Fayetteville, N.C.
Sports Journalism

Interim Head Coach: Byron Rimm II, 1st season (2nd year at IUPUI)

Assistant Coach: Matt Dunn, 2nd season


Assistant Coach: Isaac Loechle, 2nd season

Assistant Coach: Brian Burton, 1st season

Director of Operations: Aaron Evans, 1st season

Strength & Conditioning Coach: Jason Quarles, 6th season

Athletic Trainer: Joseph Medel, 1st season



#32 - ELYJAH GOSS
6-7 // Jr. // F
Bolingbrook, Ill.
Sports Management

POLLS

ASSOCIATED PRESS

Week 7 - Dec. 16

Rank	Team (1st)
1.	Kansas (47)
2.	Gonzaga (15)
3.	Louisville (1)
4.	Duke (2)
5.	Ohio State
6.	Kentucky
7.	Maryland
8.	Oregon
9.	Virginia
10.	Baylor
11.	Memphis
12.	Auburn
13.	Dayton
14.	Michigan
15.	Michigan State
16.	Arizona
17.	Butler
18.	Villanova
19.	Florida State
20.	San Diego State
21.	Tennessee
22.	Washington
23.	Penn State
24.	Texas Tech
25.	West Virginia

COACHES

Week 7 - Dec. 16

Rank	Team (1st)
1.	Kansas (25)
2.	Gonzaga (4)
3.	Duke (2)
4.	Ohio State (1)
5.	Louisville
6.	Kentucky
7.	Virginia
8.	Maryland
9.	Auburn
10.	Oregon
11.	Baylor
12.	Dayton
13.	Memphis
14.	Villanova
15.	Michigan
16.	Butler
17.	Arizona
18.	Michigan State
19.	Florida State
20.	San Diego State
21.	Tennessee
22.	Washington
23.	North Carolina
24.	Penn State
t-25.	Texas Tech
t-25.	VCU

MID-MAJOR TOP 25

December 16

Rk	Team (1st)	Record	Pts.	Prev.	Conf.
1.	Gonzaga (30)	11-1	772	1	West Coast
2.	Liberty (1)	12-0	741	2	ASUN
3.	Northern Iowa	10-1	692	3	Missouri Valley
4.	Saint Mary's (1)	10-2	682	4	West Coast
5.	ETSU	9-2	613	5	Southern
6.	Bowling Green	8-2	565	6	Mid-American
7.	Belmont	7-3	517	7	Ohio Valley
8.	Kent State	8-1	516	8	Mid-American
9.	Stephen F. Austin	8-2	516	9	Southland
10.	Furman	10-3	477	10	Southern
11.	Yale	9-3	463	11	Ivy League
12.	UNCG	8-3	412	12	Southern
13.	Toledo	8-2	384	15	Mid-American
14.	Vermont	7-4	380	13	America East
15.	Delaware	9-2	370	14	Colonial
16.	BYU	9-4	280	16	West Coast
17.	Wright State	8-3	227	17	Horizon
18.	Harvard	6-4	213	18	Ivy League
19.	Evansville	8-3	201	20	Missouri Valley
20.	San Francisco	9-2	132	23	West Coast
21.	Santa Clara	10-2	104	NR	West Coast
22.	NKU	8-3	102	24	Horizon
23.	Colgate	8-4	89	25	Patriot
24.	Buffalo	6-4	78	19	Mid-American
25.	Penn	5-4	57	NR	Ivy League

HORIZON LEAGUE PRESEASON POLLS

Pl. School (1st-place) - Votes

1.	Wright State (28) - 350
2.	Northern Kentucky (5) - 295
3.	UIC (1) - 280
4.	Oakland (1) - 229
5.	Green Bay - 207
6.	Youngstown State - 186
7.	Milwaukee - 146
8.	Detroit Mercy - 133
9.	IUPUI - 92
10.	Cleveland State (1) - 62

Preseason POTY: Antoine Davis, Detroit Mercy

First Team (alphabetical order by school)

Antoine Davis, Detroit Mercy
Jalen Tate, Northern Kentucky
Xavier Hill-Mais, Oakland
Tarkus Ferguson, UIC
Loudon Love, Wright State

Second Team (alphabetical order by school)

JayQuan McCloud, Green Bay
Tyler Sharpe, Northern Kentucky
Marcus Ottey, UIC
Bill Wampler, Wright State
Darius Quisenberry, Youngstown State

HORIZON LEAGUE

HORIZON LEAGUE STANDINGS

through games on Dec. 18

Team	Overall (Pct.)	HL (Pct.)
Wright State	9-3 (.750)	0-0 (.000)
Northern Ky.....	8-3 (.727)	0-0 (.000)
Youngstown State.....	7-5 (.583)	0-0 (.000)
Milwaukee.....	5-6 (.455)	0-0 (.000)
Oakland	5-7 (.417)	0-0 (.000)
IUPUI	4-8 (.333)	0-0 (.000)
Cleveland State.....	4-8 (.333)	0-0 (.000)
Green Bay.....	4-8 (.333)	0-0 (.000)
UIC	4-8 (.333)	0-0 (.000)
Detroit Mercy	1-9 (.100)	0-0 (.000)

HORIZON LEAGUE SCHEDULE

Date	Game	Time
12/19	Northeastern at Detroit Mercy	7pm
12/20	UC Irvine at UIC	8pm
	IUPUI at Fresno St.	10pm
12/21	Wright St. at Toledo	tba
	Youngstown St. at West Virginia	1pm
	Green Bay at Northern Illinois	2pm
	Fairfield at Oakland	2pm
	SIUE at Detroit Mercy	3pm
	Cleveland St. at E. Tennessee St.	4pm
	Milwaukee at Wisconsin	5pm
	Northern Ky. at UNC Greensboro	7pm
12/28	*Youngstown St. at IUPUI	12pm
	*Milwaukee at Northern Ky.	1pm
	*Green Bay at Wright St.	2pm
	*Detroit Mercy at Oakland	3pm
	*Cleveland St. at UIC	4:12pm
12/30	*Youngstown St. at UIC	7pm
	*Milwaukee at Wright St.	7pm
	*Cleveland St. at IUPUI	7pm
	*Green Bay at Northern Ky.	7pm
	Detroit Mercy at Gonzaga	9pm
1/3	*UIC at Green Bay	7pm
	*Wright St. at Oakland	7pm
	*Northern Ky. at Detroit Mercy	7pm
	*IUPUI at Milwaukee	8pm
1/4	*Youngstown St. at Cleveland St.	3pm

IUPUI IN HORIZON LEAGUE STATS

through games on Dec. 18 [denotes NCAA ranking]

Category	HL [Nat Rk.]	Stat
Scoring	7th	65.3 ppg
Scoring Defense.....	t-7th	73.3 ppg
Scoring Margin.....	7th	-8.0 ppg
Rebounding Margin	6th	-1.2 rpg
Field Goal %	7th	40.7%
3Pt Field Goal %	2nd	34.4%
Free Throw %	10th	60.4%
Assists	8th	11.7 apg
Turnovers.....	7th	15.3 to/g
Turnover Margin.....	6th	-1.6 to/g
Assist/TO Ratio	8th	0.77 a/to
Blocked Shots	7th	2.50 bpg
Steals	4th	7.17 spg
Offensive Rebounds.....	4th	11.5 rpg
Defensive Rebounds....	9th	24.9 rpg
Home Attendance.....	10th	1,223/gm

Player Horizon [Natl Rk.]

Player	Horizon [Natl Rk.]	Stat
Marcus Burk		
3FG%	1st	44.1%
3FG	1st	3.42/game
20+ Scoring Games	t-1st	7 total
Scoring	2nd	20.0 ppg
FG%	5th	44.8%
Minutes	5th	32.9 mpg
Steals	t-7th	1.50 spg

Elyjah Goss

Rebounding	1st	9.58 rpg
Def. Rebounding	1st	6.33 rpg
10+ Reb. Gms.	1st	5 total
Blocked Shots	t-1st	1.08 bpg
Double-Doubles	t-1st	3 total
Off. Rebounding	3rd	3.25 rpg

Jaylen Minnett

3FG	2nd	3.00/game
3FG%	3rd	35.6%
Minutes	7th	32.8 mpg
Assists	11th	2.92 apg
Def. Rebounding	t-11th	3.67 rpg
Scoring	13th	13.5 ppg
Steals	t-14th	1.25 spg

Grant Weatherford

Steals	t-7th	1.50 spg
Minutes	11th	31.6 mpg
Assists	13th	2.75 apg

Isaiah Williams

Off. Rebounding	t-9th	1.92 rpg
Rebounding	19th	4.75 rpg

FRESNO TIES

First-year assistant coach Brian Burton spent the 2017-2018 season as Fresno State's Director of Basketball Operations, helping the Bulldogs to a 21-11 mark... four current Bulldogs (Noah Blackwell, Nate Grimes, Lazaro Rojas and New Williams) were on the roster during Burton's lone season in Fresno.

Graduate transfer Zo Tyson played in the Mountain West Conference at Colorado State in 2018-19, but never saw action against Fresno State.

MR. 1,000

Junior Marcus Burk netted his 1,000 collegiate point in the Dec. 14 win over Purdue Fort Wayne with a three-point play at the 12:57 mark of the first half. Burk, an Indianapolis-native, tallied 776 in two seasons at Campbell and now has 240 this season, giving him 1,016 in his collegiate career.

Here are some more tidbits on Burk from the first half of the season:

- Burk has undoubtedly been IUPUI's top offensive player all season, ranking No. 32 nationally in scoring (20.0 ppg) and No. 16 nationally in threes made (3.42/game). His 44.1 percent from three-point range ranks No. 42 in the country.

- Burk tallied a season-high 32 points (12-of-21 FG, 7-of-10 3's) against Loyola (Md.), falling one shy of his career-high 33 from his sophomore year at Campbell. Burk's 32 was the most by an IUPUI player since Darell Combs hit the same number against South Dakota on Feb. 25, 2016.

- While Burk is off to a hot start and averaging 20 points per game to start the year, no IUPUI player has averaged 20 points per game for an entire season since Alex Young averaged 20.4 points per game in 2011-12. Only three players - Odell Bradley (23.1, 2003-04), George Hill (21.5, 2007-08) and Young (20.4, 2011-12) - have averaged better than 20 points per game during the Jaguars' Division I era.

- Burk is currently tied atop the Horizon League with seven 20-point scoring games.

MR. WINDEX

Junior Elijah Goss currently **leads the Horizon League** and ranks 40th nationally in rebounding at 9.6 per contest, more than a full rebound ahead of second place Naz Bohannon (YSU). He owns the two highest single-game totals in the Horizon League this season, grabbing 21 against IUSB (Dec. 10) and 17 at Morehead State (Dec. 4). His 21 boards against IUSB set a new IUPUI single-game school record and is the third-highest single-game total in NCAA Division I this season.

Since returning to the starting lineup seven games ago, Goss is averaging 10.1 points and 12.1 rebounds per game.

Not only does Goss lead the Horizon League in rebounding and defensive rebounding (6.3 rpg), he's tied atop the league lead in blocked shots (1.08 bpg), double-doubles (3) and double-digit rebound games (5).

E'S RECORD BREAKING NIGHT

Junior Elijah Goss had a record breaking night against IU South Bend on Dec. 10, posting a school record 21 rebounds to go along with a career-high 17 points and four blocked shots in the Jaguars' 80-60 victory. Goss grabbed seven offensive boards and 14 defensive boards and hit 7-of-10 field goal attempts.

The prior record was 20 on two different occasions, the most recent coming by Michael Boles in 1993. Goss became the first player in IUPUI history to grab at least 20 boards in the Jaguars' Division I era.

HEALTH CHECK

The Dec. 7 game at Ball State was the first time all season that head coach Byron Rimm had his full roster at his disposal. Junior Jakoby Kemp missed the season's initial eight games due to injury and upon his return at Morehead State (Dec. 4), teammate Jamil Jackson was sidelined due to injury. Jackson missed two games before returning at Ball State.

SPLASH BROTHERS

IUPUI's version of the Splash Brothers - Marcus Burk and Jaylen Minnett - has been impressive to start the season, both ranking among the Horizon League's top three in both threes made and three-point percentage.

Burk leads the league in three per game (3.42) while Minnett is second in the league in the category (3.00). Burk leads in three-point percentage (44.1%) and Minnett is third at 35.6%. By hitting a combined 6.42 threes/game, the duo is easily tops in the league for a tandem as Detroit Mercy's Antoine Davis and Brad Calipari are next in line at 5.18 threes/game.

Both Burk (3rd - 41) and Minnett (19th - 38) rank among the nation's top 20 in threes made.

TOP GUNS

Burk and Minnett are accounting for the bulk of the Jaguars' offense, having taken 50 percent of the team's field goal attempts (357 of 713) and 76 percent of the team's three-point attempts (194 of 256). In addition, the duo has accounted for 51 percent (402 of 784) of the team's total points.

Burk (20 ppg) and Minnett (13.5 ppg) easily lead the team in scoring while Isaiah Williams and Elijah Goss are tied for third at 8.1 ppg.

MINNETT NOTES

Junior Jaylen Minnett, the 2019 Horizon League Sixth Man of the Year, is unlikely to be a repeat winner of the award as he's assumed a starting job this season. The 6-foot-1 Terre Haute-native, averaged 12.0 points per game and drilled 78 3's last season, while coming off the bench in all but the season finale.

Some other tidbits on Minnett include:

- He currently owns the nation's **third-longest streak** of consecutive games with at least one made three at 48 games... Minnett made at least one trey in all 33 games last season and the final three games of the 2017-18 season... the last time Minnett went without a three in a game was against Oakland on Feb. 19, 2018 when he was held without a triple in 14 minutes.

- Minnett enters play ranked eighth on IUPUI's all-time list with 165 made 3's in his career...he has some work to do to move up on the list as both Leroy Nobles and Akeem Clark are tied for the No. 6 spot with 186 makes each.

- His 78 3's made last season was the 7th-highest single-season total in IUPUI history.

- His 7.1 ppg scoring average as a freshman in 2017-18 was the highest by an IUPUI rookie since Alex Young average 10.8 points per game in 2008-09.

- His 51 made 3's in 2017-18 were the most by an IUPUI freshman in the program's Division I era (1998-present).

WARM WEATHERFORD

Junior Grant Weatherford returned to the Jaguars' starting five four games ago and is playing some of his best basketball of his career, having tallied in double-digits in three of those contests. In the most recent win over Purdue Fort Wayne, Weatherford had 14 points (4-7 FG, 1-3 3's, 5-6 FT), six assists, four rebounds and a career-high five steals in that contest.

Over the past four games, Weatherford is averaging 11.0 points, 5.0 rebounds, 2.8 assists and 2.0 steals per game while shooting 55.2 percent (16-of-29) from the field and 4-of-9 (44.4 percent) from three-point range.

STORY TELLER

In IUPUI's four wins this season, the Jags have held opponents to 37 percent shooting overall and 23.4 percent from three-point range.

In the Jaguars' eight losses, foes have shot 50.4 percent overall and 37.4 percent from beyond the arc.

Five of the eight opponents to have beaten the Jags have shot 50 percent or better from the floor.

FREEBIES

While IUPUI enters play ranked 338th of 350 teams in free throw percentage at 60.4 percent, the Jaguars are coming off a season-best 87.5 percent effort in the win over Purdue Fort Wayne as they hit 14-of-16 attempts.

NEW LOOK JAGS

This year's team has a decidedly new look - a new head coach, only five returners and a largely new coaching staff.

Head coach Byron Rimm II took over on an interim basis this past fall, taking over for Indianapolis-native Jason Gardner. Rimm, who is the winningest head coach in Prairie View A&M history with 115 career wins, became the ninth head coach in IUPUI history after taking over for Gardner.

He has 10+ years of Division I head coaching experience and helped PVAMU to winning records in 2008-09 and 2009-10.

Beside him, Rimm boasts two new assistants on the sidelines as well as Brian Burton joined the program from UTEP in November and Aaron Evans joined the program as Director of Operations from nearby Marian University over the summer. Evans took the spot of Isaac Loechle, who was promoted from Director of Operations to Assistant Coach last summer.

ROSTER ASSEMBLY

IUPUI brings back five letterwinners from a season ago, including two starters (Elijah Goss & Grant Weatherford), the league's Sixth Man of the Year (Jaylen Minnett) and two reserves (Jakoby Kemp & Brandon Kenyon).

Two other transfers sat out last season and are now eligible (Marcus Burk & Jamil Jackson Jr.) and a third (Zo Tyson), joined the program as a graduate transfer.

The remaining members of the roster are all new faces in a JC-transfers (Isaiah Williams), a redshirt freshman transfer who's immediately eligible (Marlon Taylor) and three true freshmen (Mike DePersia, Sawyer Stoltz & Taveion White).

WHERE'D THEY GO?

IUPUI graduated the Horizon League's Defensive Player of the Year D.J. McCall,

BASKETBALL CENTRAL

IUPUI will be a big part of the center of the college basketball universe this March as the 2020 Horizon League Championships will be played at the Indiana Farmers Coliseum on Mar. 9-10 and the department will later serve as institutional co-host of an NCAA Men's Basketball Regional at Lucas Oil Stadium on Mar. 26-28, alongside the Horizon League and Indiana Sports Corporation.

Both the men's and women's Horizon League Semifinals (Mar. 9) and Championship games (Mar. 10) will be played at Indiana Farmers Coliseum as 2020 marks the first of a three-year rotation.



NEWS, NOTES & STORYLINES (CONT.)

who's currently in Fort Wayne Mad Ants camp, vying for a spot in the G-League as a rookie. In addition, three-year starter Evan Hall also graduated on the inside, as did 7-foot-1 big man Ahmed Ismail.

The other key departure was second team All-Horizon League selection Camron Justice, who pursued a graduate transfer, and is now playing at Western Kentucky. The Jags also suffered two other defections at the start of the school year as local product Jack Hansen decided not to continue his college basketball career after appearing in 31 games last season.

The other came when highly touted freshman Calvin Temple opted to transfer to Louisiana at the start of the school year. Temple, a 6-foot-1 guard who was one of the top prep players from the state of Mississippi, practiced with the Jaguars during the summer before opting to transfer.

LARGE CLASS

IUPUI entered the season with an eight-man junior class eligibility wise, tying for the eighth largest class in all of college basketball. Below are the lists of largest classes.

- 11 total: Navy (freshman class), Utah (freshman class)
- 10 total: Air Force (freshman class), TCU (freshman class)
- 9 total: Colorado (jr. class), CSU Bakersfield (jr. class), Middle Tenn. (jr. class)
- 8 total: Idaho (jr. class), IUPUI (jr. class)

FAMILY TIES

-DePersia comes from a notable basketball family in the state of New Jersey and he and his brothers - twins Rob and Nick - are one of just four sets of siblings in NJ high school basketball history to have all scored 1,000 points in their high school careers. DePersia led his Haddonfield squad to back-to-back state titles his junior and senior seasons. His two brothers went on to play collegiately at Rowan University and were named the Albert Carino Boys Basketball Club of South Jersey Small College Players of the Year last April while playing for former Penn State standout Joe Crispin. Rob recently joined the Villanova program as a graduate assistant.

-Kemp's older brother is a WR with the Kansas City Chiefs, Marcus Kemp. Kemp played at the University of Hawaii and is now in his second season with the Chiefs, having joined the team as an undrafted free agent in 2017.

GRADS

Two members of the IUPUI team have already completed their undergraduate work and are now pursuing Master's degrees. Grant Weatherford completed his undergraduate work last spring and is now pursuing a Master's degree and still has two years of eligibility ahead.

Colorado State-transfer Zo Tyson earned his degree this past summer and is now pursuing his Master's degree in Sports Journalism on the IUPUI campus.

PRO NOTES

In addition to the success that former IUPUI Jaguar George Hill is continuing to have in his 12th NBA season, IUPUI presently has seven former players playing professionally all over the world.

- George Hill / Milwaukee Bucks (NBA)
- Darell Combs / Mgzavrebi (Georgia Superleague)
- Alex Young / Al Ahly (Egyptian Superleague)
- Ahmed Ismail / Al Ahly (Egyptian Superleague)
- D.J. McCall / Fort Wayne Mad Ants (G-League)
- Robert Glenn / H.Galilee (Israeli National League)
- Maurice Kirby / Shoot it Dragon (Thailand TBL)

AT THE HORN

Winning games at the horn has been a staple of recent IUPUI squads. In the past five seasons, IUPUI has won five games in the closing seconds, including three as time expired:

- P.J. Boutte - 15' floater at the horn vs. Ball State (71-69 / Nov. 22, 2014)
- Marcellus Barksdale - layup at the horn at IPFW (84-82 / Jan. 23, 2016)
- Jordan Pickett - wing 3 with :02 vs. NDSU (73-72 / Jan. 31, 2016)
- Darell Combs - wing J with :01.5 vs. SDSU (85-83 / Jan. 18, 2017)
- Evan Hall - layup at the horn vs. Milwaukee (72-71 / Jan. 10, 2018)

21 UP

Last February, Hall of Famer Matt Crenshaw became just the 3rd player in school history to have his jersey retired, joining #34 Carlos Knox and #3 George Hill, in the rafters.

Crenshaw finished as the program's all-time leader in assists and hit the game-winning shot in the 2003 Mid-Continent Conference Tournament to send IUPUI to the NCAA Tournament. He later played overseas and returned to IUPUI as a longtime member of the coaching staff before joining the Ball State coaching staff just prior to the start of last season.

Hill was among those to attend the festivities.



UNIVERSITY QUICK FACTS

Location	Indianapolis, Ind.
Founded	1969
Nickname	Jaguars
Colors	Red, gold & black
Enrollment	30,000
Affiliation	NCAA Division I
Conference	The Horizon League
Home Facility (Cap.)	Indiana Farmers Coliseum (6,800)
Chancellor	Dr. Nasser Paydar
Athletics Director	Dr. Roderick Perry
Website	www.IUPUIJags.com
Twitter	@IUPUIJaguars
Athletics Phone	(317) 278-5247
Mailing Address	1000 Waterway Blvd. Indianapolis, IN 46202

BASKETBALL HISTORY

First Yr. of basketball	1972
Seasons of basketball	48th
Seasons of Division I basketball	22nd
Division I (1998-pres.) Record	275-302 (.477)
NCAA Appearances	1
Last NCAA Appearance	2003
Last Postseason Appearance	2019 (CIT - First Round)

UNIVERSITY NOTES

ABOUT THE UNIVERSITY

IUPUI is a public research university located in downtown Indianapolis that is the result of a merger of the Purdue Indianapolis Extension Center (1946) and Indiana University Indianapolis (1916). The merger was completed in 1969 and athletics began in 1972.

The university offers more than 200 degree programs and boasts an enrollment over 30,000 (22,000 undergrad and 8,000 postgrad). The university also boasts an endowment of more than \$850 million.

The university is ranked among the Top 200 "National Universities" and ranked 7th for "Up and Coming Schools." U.S. News has ranked IUPUI among the nation's elite for 13 straight years.

All total, the campus covers 509 acres and is located along Indy's Cultural Trail. IUPUI includes the nation's largest nursing school, the second largest medical school in the country, the only dental school in the state, and the country's oldest school of physical education. IUPUI is among the top 20 campuses in the nation for graduate professional degrees conferred

ATHLETIC PROWESS

IUPUI was a primary beneficiary of the 1987 Pan-American Games in Indianapolis and continues to boast some world renowned facilities.

The IU Natatorium is located on the IUPUI campus and is among the best swimming & diving facilities in the world. It has hosted the U.S. Olympic Team Trials four different times and 12 NCAA National Championship meets. In addition, the 2017 World Juniors were held at IUPUI and 16 world records have been set in the Natatorium water.

Adjacent west is the Michael A. Carroll Track & Soccer Stadium which has hosted several USA Outdoor Track & Field Championships and NCAA Championships, along with the 1988 US Olympic Trials. Florence Griffith-Joyner set the 100m world record of 10.49 on the track.

In basketball circles, IUPUI is best known as the long-time host of the Nike All-American Camp, which was held on campus for two decades. The nation's top prep players and coaches from every level converged on campus for two weeks each summer in what was considered the elite college recruiting event of the year. Alum included LeBron James, Chris Webber, Allen Iverson, Kevin Garnett, Jason Kidd and Paul Pierce, among many others.

GEORGE HILL

IUPUI's best known basketball alum is current NBAer George Hill, who is in his 12th year in the league this season. Hill was originally drafted by the San Antonio Spurs (1st rd., 26th overall) in 2008.

He's played for the Spurs (2008-11), Indiana Pacers (2011-16), Utah Jazz (2016-17), Sacramento Kings (2017-18), Cleveland Cavaliers (2018) and Milwaukee Bucks (2018-pres.). He's played in more than 700 regular season games, making nearly 450 career starts and averaging 11.2 points per game in his NBA career.

Entering this season, he's played in 117 career playoff games, starting 90 times and averaging 12.3 points per game.



HUNTER TO THE HALL

Longtime IUPUI head coach Ron Hunter was inducted as part of the Jaguars' Hall of Fame Class of 2019 this past February.

Hunter, now the head coach at Tulane University, guided the IUPUI basketball program from 1994-2011 and is the program's all-time leader in wins (275), winning percentage (.557), games coached (494), winning seasons (11) and 20-win seasons (4). He guided IUPUI to its only ever NCAA Division I NCAA Tournament appearance in 2003. Led by future NBAer George Hill, his 2007-08 team won a school record 26 games and two years later, his team went 25-11 and collected the program's first-ever Division I postseason win. He was a two-time league Coach of the Year and clearly elevated the program during his tenure.

He earned national acclaim for his work with Samaritan's Feet as the first in the country to coach a game in his bare feet in January 2008 to raise awareness for those in need. He later personally delivered shoes to individuals in Peru and Costa Rica. He collected numerous honors for his philanthropic work including being named a 2008 ABC News Person of the Year, the 2010 Indiana Pathfinder Award recipient and an NABC Guardians of the Game Pillar Award for Service.

2019-2020 MISCELLANEOUS STATISTICS

<i>IUPUI'S RECORD WHEN...</i>			
	'19-20 Overall	'19-20 Horizon	Under Rimm
Home:	3-1	0-0	3-1
Away:	1-5	0-0	1-5
Neutral:	0-2	0-0	0-2
Overtime:	0-0	0-0	0-0
Lead @ Halftime:	4-2	0-0	4-2
Trail @ Halftime:	0-6	0-0	0-6
Tied @ Halftime:	0-0	0-0	0-0
Leading w/ 5:00 left:	4-0	0-0	4-0
Trailing w/ 5:00 left:	0-7	0-0	0-7
Tied w/ 5:00 left:	0-1	0-0	0-1
Shooting 50% or better:	1-0	0-0	1-0
Shooting 40-50%:	2-3	0-0	2-3
Shooting less than 40%:	1-5	0-0	1-5
Opp. shoots 50% or better:	0-5	0-0	0-5
Opp. shoots 40-50%:	1-1	0-0	1-1
Opp. shoots less than 40%:	3-2	0-0	3-2
Shooting better % than opp.	3-0	0-0	3-0
Shooting worse % than opp.	1-8	0-0	1-8
Scoring less than 50:	0-1	0-0	0-1
Score 50-59 pts:	0-3	0-0	0-3
Score 60-69 pts:	0-2	0-0	0-2
Score 70-79 pts:	3-2	0-0	3-2
Score 80-89 pts:	1-0	0-0	1-0
Score 90+ pts:	0-0	0-0	0-0
Opp. scores less than 50:	0-0	0-0	0-0
Opp. scores 50-59 pts:	2-1	0-0	2-1
Opp. scores 60-69 pts:	2-0	0-0	2-0
Opp. scores 70-79 pts:	0-1	0-0	0-1
Opp. scores 80-89 pts:	0-4	0-0	0-4
Opp. scores 90+ pts:	0-2	0-0	0-2
Commit less TO than opp.	3-2	0-0	3-2
Commit more TO than opp.	1-6	0-0	1-6
Commit same TO as opp.	0-0	0-0	0-0
Outrebound opponent:	2-2	0-0	2-2
Outrebounded:	2-6	0-0	2-6
Rebounding is equal:	0-0	0-0	0-0
Bench outscores opp.:	1-0	0-0	1-0
Bench is outscored:	3-8	0-0	3-8
Bench scoring is equal:	0-0	0-0	0-0
Hit more FT than opp.:	2-1	0-0	2-1
Hit less FT than opp.:	1-7	0-0	1-7
Hit same FT as opp.:	0-0	0-0	0-0
Hit more 3's than opp.:	3-2	0-0	3-2
Hit less 3's than opp.:	1-4	0-0	1-4
Hit same 3's as opp.:	0-2	0-0	0-2
Decided by 5 pts or less:	0-2	0-0	0-2
Decided by 6-10 points:	1-2	0-0	1-2
Decided by 10+ points:	3-4	0-0	3-4
In home whites:	3-3	0-0	3-3
In road blacks:	1-4	0-0	1-4
In road reds:	0-1	0-0	0-1
7 in double-digits:	0-0	0-0	0-0
6 in double-digits:	0-0	0-0	0-0
5 in double-digits:	1-0	0-0	1-0
4 in double-digits:	0-0	0-0	0-0
3 in double-digits:	2-4	0-0	2-4
2 in double-digits:	1-2	0-0	1-2
1 in double-digits:	0-2	0-0	0-2
0 in double-digits:	0-0	0-0	0-0
On Mondays:	1-1	0-0	1-1
On Tuesdays:	1-1	0-0	1-1
On Wednesdays:	1-3	0-0	1-3
On Thursdays:	0-0	0-0	0-0
On Fridays:	0-0	0-0	0-0
On Saturdays:	1-3	0-0	1-3
On Sundays:	0-0	0-0	0-0
In November:	2-6	0-0	2-6
In December:	2-2	0-0	2-2
In January:	0-0	0-0	0-0
In February:	0-0	0-0	0-0
In March:	0-0	0-0	0-0

CAREER DOUBLE-DIGIT PERFORMANCES/STARTS/DUNKS

Name	Sea	Car
Minnett	9	37
Goss	5	15
Burk	10	10
Weatherford	3	10
Williams	3	3
Jackson Jr.	1	1

20+ Point Scoring Games

Name	Sea	Car
Burk	7	7
Minnett	0	4
Weatherford	0	2

30+ Point Scoring Games

Name	Sea	Car
Burk	1	1

Double-Digit Reb. Games

Name	Sea	Car
Goss	5	13

Double-Doubles

Name	Sea	Car
Goss	3	6

Games Started

Name	Sea	Car
Burk	12	12
DePersia	6	6
Goss	9	34
Minnett	12	17
Tyson	8	8
Weatherford	6	39
Williams	7	7

Dunks

Name	Sea	Car
Burk	1	1
Goss	10	51
Jackson Jr.	1	1
Kemp	0	1
Kenyon	1	3
Tyson	5	5
Weatherford	0	1
Williams	1	1

TIMES LEADING THE TEAM IN...

Points Name	Sea	Car
Minnett	3	13
Burk	9	9
Weatherford	1	2
Goss	0	1

Rebounds

Name	Sea	Car
Goss	9	25
Weatherford	1	3
Burk	2	2
Tyson	2	2
Minnett	1	1
Williams	1	1

Assists

Name	Sea	Car
Weatherford	6	19
Minnett	4	16
DePersia	4	4
Goss	0	2
Burk	1	1
Tyson	1	1
Williams	1	1

Steals

Name	Sea	Car
Minnett	4	13
Weatherford	3	13
Goss	2	10
Burk	3	3
DePersia	2	2
Kemp	1	1
Tyson	1	1

Blocked Shots

Name	Sea	Car
Goss	7	23
Minnett	1	4
Tyson	3	3
Williams	2	2
Burk	1	1
Jackson Jr.	1	1
Stoltz	1	1
White	1	1

SPECIALTY STATS

PP = Points in the Paint; POT = Points off Turnover; 2nd = 2nd Chance Points; BP = Bench Points

Opponent	Result	PP	POT	2nd	BP	Largest Lead	Largest Deficit	Lead Changes	Ties
#Tiffin	W, 81-77	38/34	12/32	2/10	12/28	11	4	20	12
at Butler	L, 47-80	22/50	7/19	15/11	8/15	0	33	0	0
at Bradley	L, 56-90	20/42	4/18	5/18	10/17	0	38	0	0
Anderson	W, 72-55	36/30	19/23	8/4	19/14	28	0	0	0
at South Florida	W, 70-53	26/20	27/15	7/10	12/15	19	7	22	9
at Loyola	L, 62-85	22/36	17/20	9/4	12/17	3	30	4	4
vs. Loyola (Md.)	L, 77-81	34/26	21/26	8/6	14/22	8	9	4	5
vs. Southern	L, 77-83	32/38	8/16	13/10	19/45	10	7	4	2
Evansville	L, 64-70	30/34	8/8	10/14	19/38	12	8	11	8
at Morehead State	L, 51-56	22/34	9/12	5/10	9/17	6	12	3	0
at Ball State	L, 54-102	20/26	2/20	16/21	7/33	2	48	1	1
IU South Bend	W, 80-60	30/40	20/20	22/9	14/26	24	0	0	0
Purdue Fort Wayne	W, 74-65	28/26	14/5	4/15	7/23	14	0	0	0
at Fresno State									
*Youngstown State									
*Cleveland State									
*at Milwaukee									
*at Green Bay									
*Wright State									
*Northern Kentucky									
*UIC									
*at Detroit Mercy									
*at Oakland									
*at Cleveland State									
*at Youngstown State									
*Green Bay									
*Milwaukee									
*at Northern Kentucky									
*at Wright State									
*at UIC									
*Oakland									
*Detroit Mercy									
*at HL 1st Rd.									
*at HL Quarters									
*at HL Semis									
*at HL Finals									
Totals		322/402	156/202	122/132	150/282			49	29
Averages		26.8/33.5	13.0/16.8	10.2/11.0	12.7/23.5			4.5	2.6

WIN/LOSS MARGINS

Wins											1		3			
Margin	1	2	3	4	5	6	7	8	9	10	11-15	16-20	21-29	30+		
Losses				1	1	2							1	3		

2019-2020 IUPUI STATISTICS

IUPUI Basketball IUPUI Combined Team Statistics (as of Dec 14, 2019) All games



RECORD:	OVERALL	HOME	AWAY	NEUTRAL
ALL GAMES	4-8	3-1	1-5	0-2
CONFERENCE	0-0	0-0	0-0	0-0
NON-CONFERENCE	4-8	3-1	1-5	0-2

##	Player	gp-gs	min	avg	Total		3-Point		F-Throw		Rebounds				pf	dq	a	to	blk	stl	pts	avg
					fg-fga	fg%	3fg-fga	3fg%	ft-fa	ft%	off	def	tot	avg								
14	BURK, Marcus	12-12	395	32.9	90-201	.448	41-93	.441	19-25	.760	6	31	37	3.1	36	1	20	27	1	18	240	20.0
00	MINNETT, Jaylen	12-12	393	32.8	55-156	.353	36-101	.356	16-22	.727	6	44	50	4.2	15	0	35	25	2	15	162	13.5
32	GOSS, Elijah	12-9	298	24.8	41-90	.456	0-1	.000	15-26	.577	39	76	115	9.6	27	0	8	28	13	5	97	8.1
13	WILLIAMS, Isaiah	12-7	285	23.8	34-79	.430	2-4	.500	27-54	.500	23	34	57	4.8	37	2	14	29	5	5	97	8.1
23	WEATHERFORD, Gra	12-6	379	31.6	28-58	.483	4-15	.267	17-27	.630	14	36	50	4.2	24	0	33	27	0	18	77	6.4
02	JACKSON JR., Jamil	9-0	106	11.8	11-41	.268	4-20	.200	9-13	.692	2	9	11	1.2	5	0	3	7	1	2	35	3.9
30	TYSON, Zo	12-8	180	15.0	16-28	.571	0-0	.000	6-9	.667	12	24	36	3.0	32	0	6	10	6	5	38	3.2
10	DePERSIA, Mike	12-6	278	23.2	10-37	.270	0-16	.000	6-14	.429	8	16	24	2.0	24	0	21	16	0	13	26	2.2
11	KENYON, Brandon	6-0	38	6.3	3-10	.300	1-5	.200	1-2	.500	2	6	8	1.3	9	0	0	1	0	2	8	1.3
01	KEMP, Jakoby	3-0	19	6.3	2-10	.200	0-1	.000	0-0	.000	2	3	5	1.7	1	0	0	1	0	1	4	1.3
20	STOLTZ, Sawyer	4-0	8	2.0	0-1	.000	0-0	.000	0-0	.000	0	2	2	0.5	0	0	0	2	1	0	0	0.0
12	TAYLOR, Marlon	4-0	7	1.8	0-1	.000	0-0	.000	0-0	.000	0	1	1	0.3	0	0	0	1	0	1	0	0.0
15	WHITE, Taveion	7-0	14	2.0	0-1	.000	0-0	.000	0-0	.000	2	0	2	0.3	3	0	0	1	1	1	0	0.0
Team											22	17	39				8					
Total.....		0	2400		290-713	.407	88-256	.344	116-192	.604	138	299	437	0.0	213	3	140	183	30	86	784	0.0
Opponents.....		0	2400		329-720	.457	93-289	.322	129-188	.686	127	324	451	0.0	190	2	178	164	53	90	880	0.0

TEAM STATISTICS	IUPUI	OPP
SCORING	784	880
Points per game	65.3	73.3
Scoring margin	-8.0	-
FIELD GOALS-ATT	290-713	329-720
Field goal pct	.407	.457
3 POINT FG-ATT	88-256	93-289
3-point FG pct	.344	.322
3-pt FG made per game	7.3	7.8
FREE THROWS-ATT	116-192	129-188
Free throw pct	.604	.686
F-Throws made per game	9.7	10.8
REBOUNDS	437	451
Rebounds per game	36.4	37.6
Rebounding margin	-1.2	-
ASSISTS	140	178
Assists per game	11.7	14.8
TURNOVERS	183	164
Turnovers per game	15.3	13.7
Turnover margin	-1.6	-
Assist/turnover ratio	0.8	1.1
STEALS	86	90
Steals per game	7.2	7.5
BLOCKS	30	53
Blocks per game	2.5	4.4
ATTENDANCE	4893	25030
Home games-Avg/Game	4-1223	6-4102
Neutral site-Avg/Game	-	2-210

Date	Opponent	Score	Att.
11/06/19	at Butler	L 47-80	7706
11/09/19	at Bradley	L 56-90	5518
11/11/19	ANDERSON (IN)	w 72-55	1051
^ 11/13/19	at South Fla.	w 70-53	2474
^ 11/20/19	at Loyola Chicago	L 62-85	2402
^ 11/25/19	vs Loyola Maryland	L 77-81	269
^ 11/26/19	vs Southern U.	L 77-83	152
11/30/19	EVANSVILLE	L 64-70	1659
12/04/19	at Morehead State	L 51-56	1776
12/07/19	at Ball St.	L 54-102	4733
12/10/19	IND.-SOUTH BEND	w 80-60	1085
12/14/19	PURDUE FORT WAYNE	w 74-65	1098

^ = Cayman Islands Classic

* = Horizon League game

Score by Periods	1st	2nd	Totals
IUPUI	404	380	784
Opponents	407	473	880

2018-2019 IUPUI HORIZON LEAGUE ONLY STATISTICS

IUPUI Basketball IUPUI Combined Team Statistics (as of Mar 04, 2019) Conference games only



RECORD:	OVERALL	HOME	AWAY	NEUTRAL
ALL GAMES	8-10	6-3	2-7	0-0
CONFERENCE	8-10	6-3	2-7	0-0
NON-CONFERENCE	0-0	0-0	0-0	0-0

#	Player	gp-gs	min	avg	Total		3-Point		F-Throw		Rebounds				pf	dq	a	to	blk	stl	pts	avg
					fg-fga	fg%	3fg-fga	3fg%	ft-fa	ft%	off	def	tot	avg								
05	JUSTICE, Camron	18-18	610	33.9	100-249	.402	50-143	.350	62-76	.816	7	51	58	3.2	39	0	57	50	1	27	312	17.3
00	MINNETT, Jaylen	18-0	434	24.1	70-199	.352	44-136	.324	38-44	.864	6	30	36	2.0	29	0	37	29	2	14	222	12.3
24	HALL, Evan	18-18	477	26.5	87-162	.537	0-1	.000	12-40	.300	41	69	110	6.1	39	1	38	29	22	13	186	10.3
22	McCALL, D.J.	18-18	528	29.3	55-122	.451	6-18	.333	43-61	.705	42	74	116	6.4	41	2	35	34	4	25	159	8.8
15	ISMAIL, Ahmed	18-6	354	19.7	62-98	.633	3-4	.750	30-44	.682	47	53	100	5.6	48	3	16	26	9	2	157	8.7
32	GOSS, Elyjah	16-12	352	22.0	35-71	.493	2-10	.200	23-33	.697	32	62	94	5.9	31	0	11	18	13	10	95	5.9
23	WEATHERFORD, Gra	18-18	472	26.2	34-74	.459	8-16	.500	19-27	.704	15	32	47	2.6	47	2	45	32	2	22	95	5.3
10	ROGERS, Nick	17-0	250	14.7	27-54	.500	11-29	.379	15-22	.682	6	14	20	1.2	20	0	23	21	0	15	80	4.7
04	HANSEN, Jack	16-0	113	7.1	11-35	.314	2-12	.167	12-13	.923	8	10	18	1.1	8	0	3	4	0	4	36	2.3
02	KEMP, Jakoby	2-0	6	3.0	1-1	1.000	0-0	.000	0-2	.000	4	0	4	2.0	2	0	0	1	0	0	2	1.0
11	KENYON, Brandon	1-0	1	1.0	0-1	.000	0-1	.000	0-0	.000	0	0	0	0.0	0	0	0	0	0	0	0	0.0
55	ALSTON, Daniel	1-0	1	1.0	0-0	.000	0-0	.000	0-0	.000	0	1	1	1.0	0	0	0	1	0	0	0	0.0
25	JOHNSON, Trevor	2-0	3	1.5	0-1	.000	0-0	.000	0-0	.000	0	0	0	0.0	0	0	0	1	0	0	0	0.0
Team											40	23	63		1		10					
Total.....		18	3601		482-1067	.452	126-370	.341	254-362	.702	248	419	667	37.1	305	8	265	256	53	132	1344	74.7
Opponents.....		18	3601		471-1022	.461	169-430	.393	226-314	.720	166	385	551	30.6	333	9	270	244	80	135	1337	74.3

TEAM STATISTICS	IUPUI	OPP
SCORING	1344	1337
Points per game	74.7	74.3
Scoring margin	+0.4	-
FIELD GOALS-ATT	482-1067	471-1022
Field goal pct	.452	.461
3 POINT FG-ATT	126-370	169-430
3-point FG pct	.341	.393
3-pt FG made per game	7.0	9.4
FREE THROWS-ATT	254-362	226-314
Free throw pct	.702	.720
F-Throws made per game	14.1	12.6
REBOUNDS	667	551
Rebounds per game	37.1	30.6
Rebounding margin	+6.4	-
ASSISTS	265	270
Assists per game	14.7	15.0
TURNOVERS	256	244
Turnovers per game	14.2	13.6
Turnover margin	-0.7	-
Assist/turnover ratio	1.0	1.1
STEALS	132	135
Steals per game	7.3	7.5
BLOCKS	53	80
Blocks per game	2.9	4.4
ATTENDANCE	12104	22192
Home games-Avg/Game	9-1345	9-2466
Neutral site-Avg/Game	-	0-0

Date	Opponent		Score	Att.
* 12/28/18	at Northern Ky.	L	77-92	3303
* 12/30/18	at Wright State	L	64-72	3795
* 01/04/19	at UIC	W	66-64	2077
* 01/10/19	CLEVELAND ST.	W	90-74	1191
* 01/12/19	YOUNGSTOWN ST.	L	76-82	890
* 01/17/19	at Green Bay	W	76-70	2655
* 01/19/19	at Milwaukee	L	57-64	1613
* 01/24/19	OAKLAND	W	73-71	2285
* 01/26/19	DETROIT MERCY	W	80-65	1482
* 02/01/19	NORTHERN KY.	W	83-77	1169
* 02/03/19	WRIGHT ST.	L	74-79	1112
* 02/09/19	UIC	L	75-76	1141
* 02/14/19	at Youngstown State	L	73-75	1697
* 02/16/19	at Cleveland State	L	86-89	1567
* 02/22/19	MILWAUKEE	W	67-60	1405
* 02/24/19	GREEN BAY	W	79-68	1429
* 02/28/19	at Detroit Mercy	L	85-87	1786
* 03/02/19	at OAKLAND	L	63-72	3699

\$ = Fort Myers Tip-Off (campus sites)
& - Fort Myers Tip-Off (Niagara, N.Y.)
* = Horizon League game

Score by Periods	1st	2nd	Totals
IUPUI	608	736	1344
Opponents	644	693	1337

2019-2020 STATISTICAL SPLITS

Wins (4 total)

#	Player	gp-gs	min	avg	Total		3-Point		F-Throw		Rebounds				pf		a	to	blk	stl	pts	avg
					fg-fga	fg%	3fg-fga	3fg%	ft-fa	ft%	off	def	tot	avg	pf	dq						
14	BURK, Marcus	4-4	132	33.0	34-67	.507	16-32	.500	10-11	.909	2	14	16	4.0	8	0	11	10	0	8	94	23.5
00	MINNETT, Jaylen	4-4	134	33.5	21-56	.375	16-40	.400	8-9	.889	1	14	15	3.8	5	0	17	12	1	7	66	16.5
32	GOSS, Elijah	4-2	99	24.8	16-30	.533	0-0	.000	7-11	.636	13	33	46	11.5	9	0	4	9	7	2	39	9.8
13	WILLIAMS, Isaiah	4-4	91	22.8	12-26	.462	1-2	.500	7-13	.538	8	8	16	4.0	12	0	3	6	3	2	32	8.0
23	WEATHERFORD, Gra	4-2	129	32.2	10-16	.625	1-4	.250	8-11	.727	6	17	23	5.8	6	0	14	9	0	11	29	7.3
02	JACKSON JR., Jamil	4-0	57	14.3	7-28	.250	2-12	.167	3-4	.750	2	5	7	1.8	2	0	3	2	1	2	19	4.8
10	DePERSIA, Mike	4-2	94	23.5	5-14	.357	0-6	.000	1-3	.333	4	8	12	3.0	8	0	5	11	0	7	11	2.8
11	KENYON, Brandon	1-0	9	9.0	1-3	.333	0-1	.000	0-0	.000	1	3	4	4.0	3	0	0	1	0	0	2	2.0
30	TYSON, Zo	4-2	35	8.8	2-6	.333	0-0	.000	0-0	.000	2	7	9	2.3	7	0	0	3	2	2	4	1.0
01	KEMP, Jakoby	1-0	2	2.0	0-1	.000	0-1	.000	0-0	.000	0	0	0	0.0	0	0	0	0	0	0	0	0.0
20	STOLTZ, Sawyer	1-0	4	4.0	0-0	.000	0-0	.000	0-0	.000	0	2	2	2.0	0	0	0	2	1	0	0	0.0
12	TAYLOR, Marlon	2-0	5	2.5	0-1	.000	0-0	.000	0-0	.000	0	1	1	0.5	0	0	0	1	0	1	0	0.0
15	WHITE, Taveion	2-0	9	4.5	0-1	.000	0-0	.000	0-0	.000	2	0	2	1.0	2	0	0	1	1	1	0	0.0
Team											11	7	18					6				
Total.....		4	800		108-249	.434	36-98	.367	44-62	.710	52	119	171	42.8	62	0	57	73	16	43	296	74.0
Opponents.....		4	800		94-254	.370	25-107	.234	20-40	.500	54	96	150	37.5	63	1	40	76	20	42	233	58.2

Losses (8 total)

#	Player	gp-gs	min	avg	Total		3-Point		F-Throw		Rebounds				pf		a	to	blk	stl	pts	avg
					fg-fga	fg%	3fg-fga	3fg%	ft-fa	ft%	off	def	tot	avg	pf	dq						
14	BURK, Marcus	8-8	263	32.9	56-134	.418	25-61	.410	9-14	.643	4	17	21	2.6	28	1	9	17	1	10	146	18.3
00	MINNETT, Jaylen	8-8	259	32.4	34-100	.340	20-61	.328	8-13	.615	5	30	35	4.4	10	0	18	13	1	8	96	12.0
13	WILLIAMS, Isaiah	8-3	194	24.3	22-53	.415	1-2	.500	20-41	.488	15	26	41	5.1	25	2	11	23	2	3	65	8.1
32	GOSS, Elijah	8-7	199	24.9	25-60	.417	0-1	.000	8-15	.533	26	43	69	8.6	18	0	4	19	6	3	58	7.3
23	WEATHERFORD, Gra	8-4	250	31.3	18-42	.429	3-11	.273	9-16	.563	8	19	27	3.4	18	0	19	18	0	7	48	6.0
30	TYSON, Zo	8-6	145	18.1	14-22	.636	0-0	.000	6-9	.667	10	17	27	3.4	25	0	6	7	4	3	34	4.3
02	JACKSON JR., Jamil	5-0	49	9.8	4-13	.308	2-8	.250	6-9	.667	0	4	4	0.8	3	0	0	5	0	0	16	3.2
01	KEMP, Jakoby	2-0	17	8.5	2-9	.222	0-0	.000	0-0	.000	2	3	5	2.5	1	0	0	1	0	1	4	2.0
10	DePERSIA, Mike	8-4	184	23.0	5-23	.217	0-10	.000	5-11	.455	4	8	12	1.5	16	0	16	5	0	6	15	1.9
11	KENYON, Brandon	5-0	29	5.8	2-7	.286	1-4	.250	1-2	.500	1	3	4	0.8	6	0	0	0	0	2	6	1.2
12	TAYLOR, Marlon	2-0	2	1.0	0-0	.000	0-0	.000	0-0	.000	0	0	0	0.0	0	0	0	0	0	0	0	0.0
15	WHITE, Taveion	5-0	5	1.0	0-0	.000	0-0	.000	0-0	.000	0	0	0	0.0	1	0	0	0	0	0	0	0.0
20	STOLTZ, Sawyer	3-0	4	1.3	0-1	.000	0-0	.000	0-0	.000	0	0	0	0.0	0	0	0	0	0	0	0	0.0
Team											11	10	21					2				
Total.....		8	1600		182-464	.392	52-158	.329	72-130	.554	86	180	266	33.2	151	3	83	110	14	43	488	61.0
Opponents.....		8	1600		235-466	.504	68-182	.374	109-148	.736	73	228	301	37.6	127	1	138	88	33	48	647	80.9

Home (3-1)

#	Player	gp-gs	min	avg	Total		3-Point		F-Throw		Rebounds				pf		a	to	blk	stl	pts	avg
					fg-fga	fg%	3fg-fga	3fg%	ft-fa	ft%	off	def	tot	avg	pf	dq						
14	BURK, Marcus	4-4	131	32.8	31-72	.431	14-33	.424	10-13	.769	0	7	7	1.8	9	0	12	7	1	7	86	21.5
00	MINNETT, Jaylen	4-4	136	34.0	22-59	.373	15-42	.357	8-10	.800	0	16	16	4.0	8	0	14	8	1	3	67	16.8
32	GOSS, Elijah	4-3	106	26.5	19-35	.543	0-0	.000	6-11	.545	14	37	51	12.8	10	0	2	9	6	3	44	11.0
13	WILLIAMS, Isaiah	4-3	97	24.3	14-27	.519	0-1	.000	10-19	.526	9	13	22	5.5	12	0	6	7	3	2	38	9.5
23	WEATHERFORD, Gra	4-2	126	31.5	9-18	.500	1-4	.250	8-11	.727	9	17	26	6.5	7	0	14	9	0	10	27	6.8
02	JACKSON JR., Jamil	3-0	48	16.0	6-24	.250	1-9	.111	3-4	.750	2	5	7	2.3	0	0	3	0	1	2	16	5.3
10	DePERSIA, Mike	4-2	84	21.0	3-13	.231	0-6	.000	2-5	.400	2	7	9	2.3	6	0	3	8	0	5	8	2.0
11	KENYON, Brandon	1-0	9	9.0	1-3	.333	0-1	.000	0-0	.000	1	3	4	4.0	3	0	0	1	0	0	2	2.0
30	TYSON, Zo	4-2	42	10.5	1-4	.250	0-0	.000	0-0	.000	3	8	11	2.8	6	0	1	2	2	1	2	0.5
01	KEMP, Jakoby	1-0	2	2.0	0-1	.000	0-1	.000	0-0	.000	0	0	0	0.0	0	0	0	0	0	0	0	0.0
20	STOLTZ, Sawyer	1-0	4	4.0	0-0	.000	0-0	.000	0-0	.000	0	2	2	2.0	0	0	0	2	1	0	0	0.0
12	TAYLOR, Marlon	2-0	5	2.5	0-1	.000	0-0	.000	0-0	.000	0	1	1	0.5	0	0	0	1	0	1	0	0.0
15	WHITE, Taveion	2-0	10	5.0	0-1	.000	0-0	.000	0-0	.000	2	0	2	1.0	2	0	0	1	1	1	0	0.0
Team											11	10	21					3				
Total.....		4	800		106-258	.411	31-97	.320	47-73	.644	53	126	179	44.8	63	0	55	58	16	35	290	72.5
Opponents.....		4	800		99-263	.376	25-107	.234	27-41	.659	48	111	159	39.8	69	1	43	61	21	33	250	62.5

Road/Neutral (1-7)

Road/Neutral (1-7)				Total		3-Point		F-Throw		Rebounds															
#	Player	gp-gs	min	avg	fg-fga	fg%	3fg-fga	3fg%	ft-fa	ft%	off	def	tot	avg	pf	dq	a	to	blk	stl	pts	avg			
14	BURK, Marcus	8-8	264	33.0	59-129	.457	27-60	.450	9-12	.750	6	24	30	3.8	27	1	8	20	0	11	154	19.3			
00	MINNETT, Jaylen	8-8	257	32.1	33-97	.340	21-59	.356	8-12	.667	6	28	34	4.3	7	0	21	17	1	12	95	11.9			
13	WILLIAMS, Isaiah	8-4	188	23.5	20-52	.385	2-3	.667	17-35	.486	14	21	35	4.4	25	2	8	22	2	3	59	7.4			
32	GOSS, Elyjah	8-6	192	24.0	22-55	.400	0-1	.000	9-15	.600	25	39	64	8.0	17	0	6	19	7	2	53	6.6			
23	WEATHERFORD, Gra	8-4	253	31.6	19-40	.475	3-11	.273	9-16	.563	5	19	24	3.0	17	0	19	18	0	8	50	6.3			
30	TYSON, Zo	8-6	138	17.3	15-24	.625	0-0	.000	6-9	.667	9	16	25	3.1	26	0	5	8	4	4	36	4.5			
02	JACKSON JR., Jamil	6-0	58	9.7	5-17	.294	3-11	.273	6-9	.667	0	4	4	0.7	5	0	0	7	0	0	19	3.2			
10	DePERSIA, Mike	8-4	194	24.3	7-24	.292	0-10	.000	4-9	.444	6	9	15	1.9	18	0	18	8	0	8	18	2.3			
01	KEMP, Jakoby	2-0	17	8.5	2-9	.222	0-0	.000	0-0	.000	2	3	5	2.5	1	0	0	1	0	1	4	2.0			
11	KENYON, Brandon	5-0	29	5.8	2-7	.286	1-4	.250	1-2	.500	1	3	4	0.8	6	0	0	0	0	2	6	1.2			
15	WHITE, Taveion	5-0	4	0.8	0-0	.000	0-0	.000	0-0	.000	0	0	0	0.0	1	0	0	0	0	0	0	0.0			
12	TAYLOR, Marlon	2-0	2	1.0	0-0	.000	0-0	.000	0-0	.000	0	0	0	0.0	0	0	0	0	0	0	0	0.0			
20	STOLTZ, Sawyer	3-0	4	1.3	0-1	.000	0-0	.000	0-0	.000	0	0	0	0.0	0	0	0	0	0	0	0	0.0			
Team											11		7		18				5						
Total.....		8	1600		184-455		.404	57-159		.358	69-119		.580	85	173	258	32.2	150	3	85	125	14	51	494	61.8
Opponents.....		8	1600		230-457		.503	68-182		.374	102-147		.694	79	213	292	36.5	121	1	135	103	32	57	630	78.8

2019-2020 INDIVIDUAL SUPERLATIVES

	IUPUI	Opponent
Points	32- Burk vs. Loyola (Md.) (11/25/19)	26- Sean McDermott at Butler (11/6/19)
Field Goals Made	12- Burk vs. Loyola (Md.) (11/25/19)	10- twice
Field Goals Attempted	21- three times	17- twice
Highest FG Pct. (min. 5 made)	.714 (10-14)- Burk at South Florida (11/13/19)	.909 (10-11)- Sean McDermott at Butler (11/6/19)
3-Pt Field Goals Made	7- Burk vs. Loyola (Md.) (11/25/19)	4- four times
3-Pt Field Goals Attempted	14- Burk vs. Southern (11/26/19)	11- Jarred Godfrey vs. Purdue Fort Wayne (12/14/19)
3-Pt FG Pct. (min. 3 made)	.800 (4-5)- Burk at South Florida (11/13/19)	1.000 (3-3)- Lamarcus Lee vs. Southern (11/26/19)
Free Throws Made	5- five times	8- twice
Free Throws Attempted	10- Williams vs. Evansville (11/30/19)	8- twice
Free Throw Pct. (min. 5 made)	.833 (5-6)- three times	1.000 (8-8)- twice
Offensive Rebounds	7- twice	5- twice
Defensive Rebounds	15- Goss at Morehead St. (12/4/19)	11- twice
Total Rebounds	21- Goss vs. IU South Bend (12/10/19)	15- twice
Assists	7- Minnett at South Florida (11/13/19)	10- Darrell Brown at Bradley (11/9/19)
Turnovers	6- Minnett vs. Loyola (Md.) (11/25/19)	5- four times
Blocked Shots	4- Goss vs. IU South Bend (12/10/19)	6- Tahjai Teague at Ball St. (12/7/19)
Steals	5- Weatherford vs. Purdue Fort Wayne (12/14/19)	7- Laquincy Rideau at South Florida (11/13/19)
Minutes Played (regulation game)	38- three times	40-Aaron Thompson at Butler (11/6/19)
Minutes Played (OT game)		

2019-2020 TEAM SUPERLATIVES

IUPUI High	IUPUI Low	Statistical Category	Opponent High	Opponent Low
80 - IU South Bend (12/10)	47 - at Butler (11/6)	Points	102 - at Ball St. (12/7/19)	53 - at South Florida (11/13)
49 - Anderson (11/11)	12 - at Morehead St. (12/4)	1st Half Points	47 - at Bradley (11/9)	22 - IU South Bend (12/10)
41 - Loyola (Md.) (11/25)	21 - at Butler (11/6)	2nd Half Points	62 - at Ball St. (12/7/19)	17 - at South Florida (11/13)
29 - twice	19 - twice	Field Goals	35 - at Butler (11/6)	20 - at South Florida (11/13)
74 - IU South Bend (12/10)	49 - at South Florida (11/13)	Field Goal Attempts	68 - Anderson (11/11)	44 - at Loyola (11/20)
.510 - at South Florida (11/13)	.302 - at Ball St. (12/7/19)	FG Percentage	.614 - at Loyola (11/20)	.324 - Anderson (11/11)
10 - three times	3 - at Butler (11/6)	3-Point Field Goals	15 - at Ball St. (12/7/19)	4 - twice
27 - IU South Bend (12/10)	14 - at Ball St. (12/7/19)	3-Point Field Goal Att.	35 - vs. Purdue FW (12/14)	14 - at Butler (11/6)
.526 - at South Florida (11/13)	.143 - at Butler (11/6)	3-Point FG Percentage	.563 - at Loyola (11/20)	.167 - Anderson (11/11)
16 - vs. Southern (11/26)	2 - at Butler (11/6)	Free Throws	23 - at Ball St. (12/7/19)	2 - IU South Bend (12/10)
24 - twice	8 - at Butler (11/6)	Free Throw Attempts	29 - at Ball St. (12/7/19)	3 - IU South Bend (12/10)
.875 - vs. Purdue FW (12/14)	.250 - at Butler (11/6)	Free Throw Percentage	.917 - at Loyola (11/20)	.429 - vs. Purdue FW (12/14)
22 - IU South Bend (12/10)	6 - vs. Purdue FW (12/14)	Offensive Rebounds	18 - at South Florida (11/13)	2 - at Loyola (11/20)
42 - Anderson (11/11)	16 - at Loyola (11/20)	Defensive Rebounds	35 - at Morehead St. (12/4)	17 - at South Florida (11/13)
58 - Anderson (11/11)	28 - at Loyola (11/20)	Total Rebounds	46 - twice	25 - at Loyola (11/20)
23 - twice	10 - IU South Bend (12/10)	Fouls	21 - vs. Southern (11/26)	12 - at Morehead St. (12/4)
16 - twice	2 - at Ball St. (12/7/19)	Assists	21 - at Butler (11/6)	8 - twice
23 - Anderson (11/11)	7 - vs. Evansville (11/30)	Turnovers	25 - IU South Bend (12/10)	7 - at Bradley (11/9)
8 - IU South Bend (12/10)	0 - three times	Blocked Shots	8 - twice	1 - vs. Southern (11/26)
13 - IU South Bend (12/10)	2 - vs. Evansville (11/30)	Steals	14 - IU South Bend (12/10)	2 - vs. Southern (11/26)

2019-2020 GAME-BY-GAME LEADERS / STARTING FIVES

Opponent	Starting 5 (alphabetically)	Points	Rebounds	Assists	Blocks	Steals
#Tiffin	Burk-Goss-Minnett-Weatherford-Williams	Burk (31)	Goss (11)	Burk/Minnett (4)	Goss (4)	Burk (6)
at Butler	Burk-Goss-Minnett-Weatherford-Williams	Burk (17)	4 tied w/ (5)	DePersia/Tyson (2)	3 tied w/ (1)	Tyson (3)
at Bradley	Burk-Goss-Minnett-Weatherford-Williams	Minnett (17)	Goss (8)	Weatherford (4)	Goss (2)	Burk (2)
Anderson	Burk-DePersia-Minnett-Tyson-Williams	Burk (25)	Goss (10)	Weatherford (4)	3 tied w/ (1)	Burk (4)
at South Fla.	Burk-DePersia-Minnett-Tyson-Williams	Burk (26)	Burk (9)	Minnett (7)	Goss (1)	Minnett (4)
at Loyola (Ill.)	Burk-DePersia-Minnett-Tyson-Williams	Burk (23)	Goss (5)	DePersia (4)	none	DePersia (3)
vs. Loyola (Md.)	Burk-DePersia-Goss-Minnett-Tyson	Burk (32)	Goss (13)	Williams (5)	none	Minnett (3)
vs. Southern	Burk-DePersia-Goss-Minnett-Tyson	Burk (27)	Tyson/Williams (6)	Weatherford (4)	Tyson (3)	Weatherford (3)
Evansville	Burk-DePersia-Goss-Minnett-Tyson	Burk/Minnett (18)	Goss (9)	Minnett (4)	Burk (1)	Goss/Weatherford (1)
at Morehead St.	Burk-Goss-Minnett-Tyson-Weatherford	Weatherford (17)	Goss (17)	DePersia/Minnett (3)	Goss/Williams (2)	Minnett (3)
at Ball St.	Burk-Goss-Minnett-Tyson-Weatherford	Minnett (17)	Goss (9)	DePersia/Weatherford (1)	none	4 tied w/ (1)
IU South Bend	Burk-Goss-Minnett-Weatherford-Williams	Burk (21)	Goss (21)	3 tied w/ (3)	Goss (4)	DePersia (3)
Purdue Fort Wayne	Burk-Goss-Minnett-Weatherford-Williams	Burk (22)	Goss (11)	Weatherford (6)	4 tied w/ (1)	Weatherford (5)
at Fresno St.						
*Youngstown St.						
*Cleveland St.						
*at Milwaukee						
*at Green Bay						
*Wright St.						
*Northern Kentucky						
*UIC						
*at Detroit Mercy						
*at Oakland						
*at Cleveland St.						
*at Youngstown St.						
*Green Bay						
*Milwaukee						
*at Northern Kentucky						
*at Wright St.						
*at UIC						
*Oakland						
*Detroit Mercy						
HL 1st Rd.						
HL 2nd Rd.						
HL Semis						
HL Finals						

2019-2020 COMPARISON STATISTICS

Opponent	1st	2nd	Score	Mar	Total FG	FG Pct	3-Pointers	3FG Pct	Free Throws	FT Pct	Rebounds	Assist	T/Over	Block	Steal	Fouls
Butler	26/36	21/44	47-80	(33)	21-57/35-59	.368/.593	3-21/6-14	.143/.429	2-8/4-9	.250/.444	30/36 (6)	7/21	14/9	3/4	5/6	14/13
Bradley	23/47	33/43	56-90	(34)	19-54/32-67	.352/.478	7-24/9-27	.292/.333	11-17/17-22	.647/.773	30/46 (16)	10/19	15/7	2/2	4/4	18/15
ANDERSON (IN)	49/29	23/26	72-55	+17	29-68/22-68	.426/.324	8-26/4-24	.308/.167	6-14/7-12	.429/.583	58/33 +25	13/8	23/13	3/6	10/10	20/14
South Fla.	38/36	32/17	70-53	+17	25-49/20-54	.510/.370	10-19/5-23	.526/.217	10-13/8-18	.769/.444	30/35 (5)	15/8	22/23	1/3	10/12	18/14
Loyola Chicago	31/39	31/46	62-85	(23)	23-56/27-44	.411/.614	10-22/9-16	.455/.563	6-9/22-24	.667/.917	28/25 +3	13/16	15/14	0/4	6/7	20/15
Loyola Maryland	36/39	41/42	77-81	(4)	29-60/28-54	.483/.519	9-22/13-29	.409/.448	10-19/12-19	.526/.632	35/30 +5	16/20	19/17	0/2	11/11	23/16
Southern U.	42/38	35/45	77-83	(6)	27-56/34-60	.482/.567	7-20/7-17	.350/.412	16-24/8-12	.667/.667	30/36 (6)	13/17	10/12	4/1	4/2	17/21
EVANSVILLE	37/27	27/43	64-70	(6)	23-58/25-63	.397/.397	5-18/5-23	.278/.217	13-24/15-19	.542/.789	38/44 (6)	13/11	7/8	1/4	2/3	19/20
Morehead State	12/24	39/32	51-56	(5)	21-60/22-61	.350/.361	6-17/4-22	.353/.182	3-10/8-14	.300/.571	40/46 (6)	9/14	14/12	4/8	7/6	17/12
Ball St.	24/40	30/62	54-102	(48)	19-63/32-58	.302/.552	5-14/15-34	.357/.441	11-19/23-29	.579/.793	35/38 (3)	2/20	16/9	0/8	4/9	23/15
IND.-SOUTH BEND	44/22	36/38	80-60	+20	28-74/26-65	.378/.400	10-27/6-25	.370/.240	14-19/2-3	.737/.667	49/39 +10	13/10	17/25	8/7	13/14	10/18
PURDUE FORT WAYNE	42/30	32/35	74-65	+9	26-58/26-67	.448/.388	8-26/10-35	.308/.286	14-16/3-7	.875/.429	34/43 (9)	16/14	11/15	4/4	10/6	14/17

Note: Game totals are displayed in the format TEAM/OPPONENT for each category

2019-2020 POINTS-REBOUNDS-ASSISTS

Opponent	Date	Score	00	01	02	10	11	12	13
			MINNETT,JA	KEMP,JAKOB	JACKSON JR	DEPERISIA,M	KENYON,BRA	TAYLOR,MAR	WILLIAMS,I
at Butler	11/06/19	47-80	L	7-5-0	DNP	DNP	0-2-2	DNP	3-4-1
at Bradley	11/09/19	56-90	L	17-3-2	DNP	6-2-0	2-2-1	DNP	9-5-1
ANDERSON (IN)	11/11/19	72-55	w	17-5-3	DNP	0-4-2	4-6-0	0-1-0	7-7-1
at South Fla.	11/13/19	70-53	w	17-3-7	DNP	3-0-0	4-4-3	DNP	9-2-0
at Loyola Chicago	11/20/19	62-85	L	6-4-3	DNP	7-0-0	4-2-4	3-2-0	9-4-1
vs Loyola Maryland	11/25/19	77-81	L	12-6-3	DNP	0-0-0	1-0-3	DNP	7-5-5
vs Southern U.	11/26/19	77-83	L	6-5-3	DNP	0-0-0	7-2-1	DNP	13-6-0
EVANSVILLE	11/30/19	64-70	L	18-4-4	DNP	DNP	1-1-1	DNP	15-8-3
at Morehead State	12/04/19	51-56	L	13-5-3	2-3-0	DNP	0-1-3	DNP	7-5-0
at Ball St.	12/07/19	54-102	L	17-3-0	2-2-0	3-2-0	0-2-1	DNP	2-4-0
IND.-SOUTH BEND	12/10/19	80-60	w	15-2-3	0-0-0	11-2-0	1-2-2	DNP	10-3-1
PURDUE FORT WAYNE	12/14/19	74-65	w	17-5-4	DNP	5-1-1	2-0-0	DNP	6-4-1

Opponent	Date	Score	14	15	20	23	30	32
			BURK,MARCU	WHITE,TAVE	STOLTZ,SAW	WEATHERFOR	TYSON,ZO	GOSS,ELYJA
at Butler	11/06/19	47-80	L	17-5-1	DNP	6-5-1	8-5-2	6-3-0
at Bradley	11/09/19	56-90	L	15-3-1	0-0-0	1-1-4	2-3-0	4-8-1
ANDERSON (IN)	11/11/19	72-55	w	25-2-2	0-2-0	6-9-4	0-3-0	11-10-1
at South Fla.	11/13/19	70-53	w	26-9-2	0-0-0	6-3-1	2-2-0	3-4-2
at Loyola Chicago	11/20/19	62-85	L	23-3-0	0-0-0	0-0-3	8-4-1	2-5-1
vs Loyola Maryland	11/25/19	77-81	L	32-3-1	DNP	4-5-4	4-1-0	14-13-0
vs Southern U.	11/26/19	77-83	L	27-2-2	0-0-0	6-1-4	8-6-2	10-5-1
EVANSVILLE	11/30/19	64-70	L	18-0-3	0-0-0	4-6-1	0-4-1	8-9-0
at Morehead State	12/04/19	51-56	L	8-4-1	DNP	17-2-1	0-2-0	4-17-1
at Ball St.	12/07/19	54-102	L	6-1-0	0-0-0	10-7-1	4-2-0	10-9-0
IND.-SOUTH BEND	12/10/19	80-60	w	21-1-3	DNP	3-7-3	2-3-0	17-21-1
PURDUE FORT WAYNE	12/14/19	74-65	w	22-4-4	DNP	14-4-6	0-1-0	8-11-0

ALL-TIME RESULTS VS. MWC

vs. San Diego State (0-2)

Date	Res.	Loc.	Score
Nov. 21, 2010	L	N	46-61
Dec. 22, 2010	L	N	54-56

vs. Colorado State (1-1)

Date	Res.	Loc.	Score
Nov. 27, 2004	W	H	77-67
Dec. 3, 2005	L	A	65-77

THE LAST MEETING VS. THE MOUNTAIN WEST - #7 SDSU 56, IUPUI 54 - DEC. 22, 2010 - LAS VEGAS, NEVADA

JAGS LOSE ANOTHER HEARTBREAKER, 56-54 TO #7 SAN DIEGO STATE IN VEGAS

LAS VEGAS, Nev. (Dec. 22, 2010) - The IUPUI basketball team put up a stout effort, but was unable to get over the hump as the Jaguars dropped a 56-54 contest to No. 7/7 San Diego State in the opening game of the 2010 Jerry Tarkanian Holiday Hoops Classic inside South Point Arena in Las Vegas. The Jaguars scored the final eight points of the game, but missed a potential game-tying jumper in the final seconds in the loss.

The defeat was the fourth in five games for the Jags and dropped the program to 0-11 all-time against ranked opponents at the Division I level. Four of those 11 losses have come this season including an earlier loss to the Aztecs in Oxford, Ohio.

"I'm proud of our kids," IUPUI Head Coach Ron Hunter said. "We had Ohio State in a similar situation and to be honest, our kids are getting a little frustrated and they want a win over a ranked opponent. All I can ask is that our guys give me their best effort and they did that tonight."

"I'm really proud of my guys." IUPUI (5-8) trailed 56-46 with 5:55 left when Tim Shelton dropped a layup over the front of the rim, but that would be the Aztecs' final tally of the night. The Jaguars immediately came back with a driving layup from Stephen Thomas and then forced a shot clock violation on the next SDSU (14-0) trip.

The next three points came when Alex Young split a pair of free throws at the 4:23 mark and then dropped in a twisting layup with 3:46 left, prompting an SDSU timeout. Both defenses managed stops on the next two possessions until IUPUI finally crept within four. Freshman P.J. Hubert missed the front end of a one-and-one, but IUPUI maintained possession when Young rebounded the miss. Seconds later, fellow freshman Mitchell Patton earned a trip to the line and hit the second of two to make it 56-52 with 1:36 left.

After another SDSU timeout, IUPUI came up with a critical steal from All-American candidate Kawhi Leonard, leading to an easy Young dunk in transition. IUPUI's final defensive stand of the night came when D.J. Gay misfired a contested three with just under 50 seconds to play and Thomas chased down the rebound.

IUPUI opted to melt away the clock, but the upset bid fell short when Young misfired on a challenged 18-footer and SDSU's Billy White grabbed the loose ball in the corner.

"We wanted it to be the last possession because we were dead tired," Hunter said of the final play. "I wanted it to be a three, but we put the ball in our best player's hands and let him make the decision. We had shooters on the floor with him, but we just came up short. (Alex) was completely wiped out, but he got us there. Without Alex, we're not in that position."

Young had a game-high 19 points on 7-of-14 shooting and grabbed eight rebounds to pace three Jaguars in double-digits. Thomas added 11, all in the second half, and Christian Siakam finished with 10 points on 5-of-6 shooting and ripped down five boards.

Gay led the victors with 18 points, but went just 2-of-10 from three and 7-of-16 overall. Malcolm Thomas provided 12 points and nine boards and Leonard was limited to seven points and three rebounds.

IUPUI became the first team to outshoot SDSU in a game all season, hitting 47.7 percent to the Aztecs 46.9 percent. The Jaguars also outrebounded the taller, more athletic San Diego State club 28-23.

"That's one of the best rebounding teams in the country and we held our own against them," Hunter said. "That's something that we have to take away from this game. And another thing I like is how we hung in there when they made their run. When they get a team down, it goes from seven to 20 quick and we didn't let them do that."

In the first half, the Jaguars used the same blueprint for success against the Aztecs as they had a month earlier in Oxford. IUPUI hit 11-of-20 from the floor and matched SDSU with 12 rebounds to take a 29-27 halftime lead. In Oxford, the Jaguars led 23-20 at the break before being outscored by 18 points in the second stanza.

Patton swished a three to make it 15-14 at the 10:39 mark on Wednesday, but San Diego State responded with seven-in-a-row. The Jaguars countered with a 10-2 run of its own though, punctuated by Young's steal and two-handed slam in transition. Young's tough 18-footer with 18 seconds left gave IUPUI its two-point halftime lead.

SAN DIEGO STATE 56 • 14-0

#	Player		Total		3-Ptr		Rebounds			PF	TP	A	TO	Blk	Stl	Min
			FG-FGA	FG-FGA	FT-FTA	Off	Def	Tot								
04	THOMAS, Malcolm	f	5-8	0-1	2-4	4	5	9	2	12	1	2	1	0	29	
15	LEONARD, Kawhi	f	3-10	0-4	1-1	1	3	4	2	7	3	5	0	1	35	
32	WHITE, Billy	f	2-4	0-0	2-2	0	4	4	4	6	1	2	0	4	19	
22	TAPLEY, Chase	g	2-4	1-3	0-0	0	2	2	1	5	5	0	0	1	32	
23	GAY, D.J.	g	7-16	2-10	2-2	0	0	0	0	18	1	0	0	0	38	
00	WILLIAMS, Alec		0-0	0-0	0-0	0	0	0	1	0	0	0	0	0	3	
05	CARLWELL, Brian		1-1	0-0	0-0	0	0	0	0	2	0	1	0	1	13	
10	SHELTON, Tim		3-3	0-0	0-0	2	1	3	1	6	0	1	1	0	16	
11	RAHON, James		0-3	0-2	0-0	0	1	1	1	0	0	0	0	0	15	
Team							0	0	0							
Totals			23-49	3-20	7-9	7	16	23	12	56	11	12	2	7	200	
FG % 1st Half: 12-26			46.2%	2nd half: 11-23		47.8%	Game: 23-49		46.9%	Deadball						
3FG % 1st Half: 1-10			10.0%	2nd half: 2-10		20.0%	Game: 3-20		15.0%	Rebounds						
FT % 1st Half: 2-4			50.0%	2nd half: 5-5		100.0%	Game: 7-9		77.8%							

IUPUI 54 • 5-8

#	Player		Total		3-Ptr		Rebounds			PF	TP	A	TO	Blk	Stl	Min
			FG-FGA	FG-FGA	FT-FTA	Off	Def	Tot								
05	YOUNG, Alex	f	7-14	0-0	5-6	2	6	8	3	19	2	4	0	2	38	
55	SIKAM, Christian	f	5-6	0-0	0-0	3	2	5	2	10	0	2	0	0	20	
01	NOBLES, Leroy	g	3-7	0-4	2-2	1	2	3	1	8	0	2	0	0	28	
23	HUBERT, P.J.	g	0-1	0-0	0-1	0	0	0	0	0	0	1	1	0	15	
42	ASHWORTH, John	g	0-2	0-0	0-0	1	4	5	1	0	3	3	0	0	36	
02	THOMAS, Stephen		4-7	3-4	0-0	0	2	2	1	11	3	3	0	0	32	
30	GIBBS, Donovan		1-2	0-0	0-0	0	1	1	1	2	0	1	0	0	19	
50	PATTON, Mitchell		1-5	1-4	1-2	0	0	0	1	4	0	0	0	0	12	
Team							1	3	4							
Totals			21-44	4-12	8-11	8	20	28	10	54	8	16	1	2	200	
FG % 1st Half: 11-20			55.0%	2nd half: 10-24	41.7%	Game: 21-44			47.7%	Deadball						
3FG % 1st Half: 1-4			25.0%	2nd half: 3-8	37.5%	Game: 4-12			33.3%	Rebounds						
FT % 1st Half: 6-6			100.0%	2nd half: 2-5	40.0%	Game: 8-11			72.7%	2						

Officials: Rick Crawford, Bruce Benedict, Alfred Smith
Technical fouls: SAN DIEGO STATE-None, IUPUI-None.
Attendance: 1095

Score by periods	1st	2nd	Total
SAN DIEGO STATE	27	29	56
IUPUI	29	25	54

	In Paint	Off T/O	2nd Chance	Fast Break	Bench
Points SDSU	32	18	9	10	8
IUPUI	26	17	11	6	17

Last FG - SDSU 2nd-05:55, IUPUI 2nd-01:19.
Largest lead - SDSU by 13 2nd-13:15, IUPUI by 4 1st-18:22.

Score tied - 10 times.
Lead changed - 7 times.

SERIES BREAKDOWN

All-Time: first-ever meeting

Current Streak: ---

Longest IUPUI Winning Streak: ---

Longest IUPUI Losing Streak: ---

Last Matchup: ---

Record at Home: 0-0

Record in Fresno: 0-0

Neutral: 0-0

Last 10 Matchups: ---

Largest Win: ---

Slimmest Win: ---

Largest Defeat: ---

Slimmest Defeat: ---



Byron Rimm II was named the program's interim head coach for the 2019-2020 season on Aug. 27, 2019, becoming the ninth head coach in program history. He originally joined the IUPUI program in October 2018 as the Jaguars' associate head coach.

In his first season on the Jaguars' sidelines, IUPUI's 16 wins were the program's most since a 19-win campaign in 2010-

11. Included in the wins was a benchmark road win at ACC foe Boston College and a win of the Niagara Regional of the Fort Myers Tip-Off Classic during non-conference play. The Jaguars were later selected to play in the 2019 CIT, earning the program's third postseason appearance in the Division I era.

Rimm has an extensive background in college basketball including having served as head coach at Prairie View A&M from 2006-15. During his time with the Panthers, the program ascended to new heights, including back-to-back appearances in the SWAC tournament championship game in 2013 and 2014. Before Prairie View, the Pensacola, Fla.-native gained valuable experience on the West Coast, which included assistant coaching stops at Pasadena City College and Chaffey Community College from 1997-2000.

He directed Cal State San Bernardino to a No. 3 national ranking in NCAA Division II during the 2000 campaign and then took over the reins as the head women's basketball coach at Texas College in Tyler, Texas, guiding the team to a 20-12 mark in his lone season. At the time, the 20-12 mark was the most successful season in program history. He then had a four-year run as the head men's coach with Jarvis Christian College before joining Prairie View A&M as an assistant for the 2005-06 season. He was promoted to the head coaching spot the following season at age 32.

He coached Prairie View A&M to winning seasons in 2008-09 and 2009-10 and won 115 games during his time as head coach. His 2014 squad boasted the highest APR ranking among SWAC teams and also registered the best score in program history.

Since then, Rimm has served as the director of basketball operations at Texas A&M Corpus Christi in 2016-17 and as an assistant at UC Riverside in 2017-18.

Rimm played at Ventura College and California State University Los Angeles before earning his degree from Cal State, Los Angeles in 1999. He earned his master's degree in education from American InterContinental University in 2005.



THE RIMM FILE

School: Cal State, Los Angeles, '99

Seasons with IUPUI:2nd season

Career Record:..... 186-251 (14 years)

Division I Record:119-200 (10 years)

IUPUI Record:.....4-8 (1 year)

Coaching Experience:

.....1997-99, Asst. Coach, Pasadena C.C.
 1999-00, Asst. Coach, Chaffey College
 2000-01, Asst. Coach, Cal State San Bernadino
 2001-02, Head Coach, Texas College (women)
 2002-05, Head Coach, Jarvis Christian
 2006-16, Head Coach, Prairie View A&M
 2016-17, Director of Ops., Texas A&M CC
 2017-18, Assistant Coach, UC Riverside
 2018-19, Associate Head Coach, IUPUI
2019-pres., Interim Head Coach, IUPUI



PLAYER BIOS



JAYLEN MINNETT

#0

Junior | Guard
6-1 | 180
Terre Haute, Ind.
Terre Haute South

Birthdate: July 24, 1999 (age 20)
Major: Sports Management

QUICK NOTES

2019 Horizon League 6th Man of the Year... his 78 3's made last season was the 7th-highest single-season total in IUPUI history... enters play having made 129 career 3's, ranking 9th on the program's all-time list... his 7.1 ppg scoring average as a frosh was the highest by an IUPUI rookie since Alex Young averaged 10.8 points per game in 2008-09... his 51 3's made in '17-18 were the most by a freshman in the program's D1-era... named to the Indiana All-Star Team... finished as Terre Haute South's all-time leading scorer (1,782 career pts).

CAREER/SEASON HIGHS

CAREER HIGH	CATEGORY	SEASON HIGH
28 vs. IU Northwest (12/12/18)	PTS	18 vs. Evansville (11/30/19)
6 vs. Loyola (Md.) (11/25/2019)	REB	6 vs. Loyola (Md.) (11/25/2019)
7 at South Florida (11/13/19)	AST	7 at South Florida (11/13/19)
9 vs. IU Northwest (12/12/18)	FG	6 - 3x
17 - 5x	FGA	17 - twice
6 vs. IU Northwest (12/12/18)	3FG	5 - twice
13 - twice	3FGA	11 - twice
7 vs. Milwaukee (2/22/19)	FT	4 vs. Purdue Fort Wayne (12/14/19)
8 vs. Milwaukee (2/22/19)	FTA	4 - twice
4 at South Florida (11/13/19)	STL	4 at South Florida (11/13/19)
1 - 5x	BLK	1 - twice
38 at Morehead State (12/4/19)	MIN	38 at Morehead State (12/4/19)

GAME-BY-GAME

Opponent	MIN	FG	3FG	FT	O-D-T	PF	A	TO	B	S	PTS
at Butler*	34	3-12	1-7	0-0	2-3-5	2	0	0	1	0	7
at Bradley*	29	5-11	5-8	2-2	0-3-3	0	2	2	0	0	17
Anderson*	29	6-14	4-10	1-2	0-5-5	3	3	1	0	1	17
at South Fla.*	34	5-14	4-9	3-3	1-2-3	0	7	4	0	4	17
at Loyola*	30	2-8	2-8	0-0	1-3-4	0	3	3	0	1	6
vs. Loyola (Md.)*	30	5-13	2-8	0-0	1-5-6	4	3	6	0	3	12
vs. Southern*	27	2-10	1-5	1-1	0-5-5	0	3	1	0	0	6
Evansville*	36	6-17	3-11	3-4	0-4-4	3	4	0	0	0	18
at Morehead St.*	38	5-17	2-7	1-3	1-4-5	1	3	0	0	3	13
at Ball St.*	35	6-12	4-7	1-3	0-3-3	0	0	1	0	1	17
IU South Bend*	35	5-12	5-10	0-0	0-2-2	2	3	5	1	2	15
Purdue FW*	36	5-16	3-11	4-4	0-5-5	0	4	2	0	0	17
at Fresno St.											
Youngstown St.											
Cleveland St.											
at Milwaukee											
at Green Bay											
Wright St.											
Northern Ky.											
UIC											
at Detroit Mercy											
at Oakland											
at Cleveland St.											
at Youngstown St.											
Green Bay											
Milwaukee											
at Northern Ky.											
at Wright St.											
at UIC											
Oakland											
Detroit Mercy											
HL 1st Round											
HL 2nd Round											
HL Semis											
HL Finals											

* denotes starter

CAREER STATS

Season	GP-GS	MIN-Avg	FG	Pct.	3FG	Pct.	FT	Pct.
2017-18	30-4	630-21.0	69-173	.399	51-126	.405	24-30	.800
2018-19	33-1	790-23.9	131-368	.356	78-247	.316	55-63	.873
2019-20	12-12	393-32.8	55-156	.353	36-101	.356	16-22	.727
TOTALS	75-17	1813-24.2	255-697	.366	165-474	.348	95-115	.826

REBOUNDS

Season	O-D-REB-AVG.	PF-DQ	AST	TO	BLK	STL	PTS-PPG
2017-18	12-24-36-1.2	42-0	35	39	1	14	213-7.1
2018-19	10-58-68-2.1	53-0	65	49	2	29	395-12.0
2019-20	6-44-50-4.2	15-0	35	25	2	15	162-13.5
TOTALS	28-126-154-2.1	110-0	135	113	5	58	770-10.3



JAKOBY KEMP

#1

Junior | Forward
6-8 | 190
Layton, Utah
Layton (Missouri/Salt Lake C.C.)

Birthdate: September 22, 1997 (age 22)
Major: General Studies

QUICK NOTES

Redshirted as a freshman at Missouri before transferring to play at Salt Lake Community College last season... helped Salt Lake to a 30-3 record and a trip to the NJCAA Tournament after winning the District I title... averaged 4.5 points and 2.6 rebounds per game as a freshman at Salt Lake... first-ever native of Utah in the IUPUI basketball program's history... older brother, Marcus, is a wide receiver for the Kansas City Chiefs (currently on IR) and played collegiately at Hawaii.

CAREER/SEASON HIGHS

CAREER HIGH	CATEGORY	SEASON HIGH
8 vs. IU Northwest (12/12/18)	PTS	2 - twice
4 at Cleveland State (2/16/19)	REB	3 at Morehead State (12/4/19)
1 vs. IU Kokomo (12/6/18)	AST	---
3 vs. IU Northwest (12/12/18)	FG	1 - twice
7 at Ball State (12/7/19)	FGA	7 at Ball State (12/7/19)
---	3FG	---
1 at Marshall (3/19/19)	3FGA	---
3 vs. IU Kokomo (12/6/18)	FT	---
4 vs. IU Kokomo (12/6/18)	FTA	---
1 - twice	STL	1 at Ball State (12/7/19)
1 vs. IU Kokomo (12/6/18)	BLK	---
11 - twice	MIN	11 at Ball State (12/7/19)

GAME-BY-GAME

Opponent	MIN	FG	3FG	FT	O-D-T	PF	A	TO	B	S	PTS
at Butler											DID NOT PLAY
at Bradley											DID NOT PLAY
Anderson											DID NOT PLAY
at South Fla.											DID NOT PLAY
at Loyola											DID NOT PLAY
vs. Loyola (Md.)											DID NOT PLAY
vs. Southern											DID NOT PLAY
Evansville											DID NOT PLAY
at Morehead St.	6	1-2	0-0	0-0	0-3-3	0	0	1	0	0	2
at Ball St.	11	1-7	0-0	0-0	2-0-2	1	0	0	0	1	2
IU South Bend	2	0-1	0-1	0-0	0-0-0	0	0	0	0	0	0
Purdue FW											DID NOT PLAY
at Fresno St.											
Youngstown St.											
Cleveland St.											
at Milwaukee											
at Green Bay											
Wright St.											
Northern Ky.											
UIC											
at Detroit Mercy											
at Oakland											
at Cleveland St.											
at Youngstown St.											
Green Bay											
Milwaukee											
at Northern Ky.											
at Wright St.											
at UIC											
Oakland											
Detroit Mercy											
HL 1st Round											
HL 2nd Round											
HL Semis											
HL Finals											

* denotes starter


CAREER STATS

Season	GP-GS	MIN-Avg	FG	Pct.	3FG	Pct.	FT	Pct.
2018-19	6-0	34-5.7	6-7	.857	0-1	.000	5-8	.625
2019-20	3-0	19-6.3	2-10	.200	0-1	.000	0-0	.000
TOTALS	9-0	53-5.9	8-17	.471	0-2	.000	5-8	.625

REBOUNDS

Season	O-D-REB-AVG.	PF-DQ	AST	TO	BLK	STL	PTS-PPG
2018-19	5-3-8-1.3	5-0	1	4	1	1	17-2.8
2019-20	2-3-5-1.7	1-0	0	1	0	1	4-1.3
TOTALS	7-6-13-1.4	6-0	1	5	1	2	21-2.3

PLAYER BIOS



JAMIL JACKSON JR. #2

Junior | Guard/Forward
6-6 | 190
Minneapolis, Minn.
Minneapolis North (Southern Utah)

Birthdate: Mar. 5, 1998 (age 21)
Major: General Studies

QUICK NOTES

Joined the IUPUI program in the summer of 2018 and sat out the 2018-19 season after transferring in from Southern Utah... limited to five games at SUU, totaling 14 points before missing the remainder of the season to injury... was an HM NJCAA All-American selection after averaging 16.3 ppg and 6.4 rpg as a freshman at Williston State in 2016-17... was named among the nation's Top 75 JUCO players after that season... hasn't played in a game since Nov. 25, 2017 when SUU lost at UNLV, 101-82... full name is Nieta Jamil Aki Jackson.

CAREER/SEASON HIGHS

CAREER HIGH	CATEGORY	SEASON HIGH
11 vs. IU South Bend (12/10/19)	PTS	11 vs. IU South Bend (12/10/19)
4 vs. Anderson (11/11/19)	REB	4 vs. Anderson (11/11/19)
2 - 3x	AST	2 vs. Anderson (11/11/19)
4 - twice	FG	4 vs. IU South Bend (12/10/19)
13 vs. IU South Bend (12/10/19)	FGA	13 vs. IU South Bend (12/10/19)
1 at South Florida (11/13/19)	3FG	2 at Loyola Chicago (11/20/19)
3 - 5x	3FGA	3 - 5x
4 at Bradley (11/9/19)	FT	4 at Bradley (11/9/19)
5 at Bradley (11/9/19)	FTA	5 at Bradley (11/9/19)
1 - 4x	STL	1 - twice
1 - twice	BLK	1 vs. Purdue Fort Wayne (12/14/19)
20 at Oregon State (11/10/17)	MIN	19 at Bradley (11/9/19)

GAME-BY-GAME

Opponent	MIN	FG	3FG	FT	O-D-T	PF	A	TO	B	S	PTS
at Butler					DID NOT PLAY						
at Bradley	19	1-5	0-3	4-5	0-2-2	1	0	1	0	0	6
Anderson	16	0-5	0-3	0-0	0-4-4	0	2	0	0	0	0
at South Fla.	9	1-4	1-3	0-0	0-0-0	2	0	2	0	0	3
at Loyola	5	2-3	2-2	1-2	0-0-0	0	0	1	0	0	7
vs. Loyola (Md.)	7	0-1	0-1	0-0	0-0-0	1	0	1	0	0	0
vs. Southern	2	0-0	0-0	0-0	0-0-0	0	0	0	0	0	0
Evansville					DID NOT PLAY						
at Morehead St.					DID NOT PLAY						
at Ball St.	16	1-4	0-2	1-2	0-2-2	1	0	2	0	0	3
IU South Bend	14	4-13	0-3	3-4	2-0-2	0	0	0	0	1	11
Purdue FW	17	2-6	1-3	0-0	0-1-1	0	1	0	1	1	5
at Fresno St.											
Youngstown St.											
Cleveland St.											
at Milwaukee											
at Green Bay											
Wright St.											
Northern Ky.											
UIC											
at Detroit Mercy											
at Oakland											
at Cleveland St.											
at Youngstown St.											
Green Bay											
Milwaukee											
at Northern Ky.											
at Wright St.											
at UIC											
Oakland											
Detroit Mercy											
HL 1st Round											
HL 2nd Round											
HL Semis											
HL Finals											

* denotes starter

CAREER STATS

Season	GP-GS	MIN-Avg	FG	Pct.	3FG	Pct.	FT	Pct.
2017-18*	5-0	71-14.2	6-14	.429	0-3	.000	2-2	1.000
2019-20	9-0	106-11.8	11-41	.268	4-20	.200	9-13	.692
TOTALS	9-0	106-11.8	11-41	.268	4-20	.200	9-13	.692

REBOUNDS

Season	O-D-REB-AVG.	PF-DQ	AST	TO	BLK	STL	PTS-PPG
2017-18*	1-1-2-0.4	9-1	5	3	1	2	14-2.8
2019-20	2-9-11-1.2	5-0	3	7	1	2	35-3.9
TOTALS	2-9-11-1.2	5-0	3	7	1	2	35-3.9

*at Southern Utah | TOTALS only reflect IUPUI totals



MIKE DePERSIA #10

Freshman | Guard
5-11 | 170
Cherry Hill, N.J.
Haddonfield Memorial

Birthdate: Apr. 30, 2000 (age 19)
Major: Biomedical Engineering

QUICK NOTES

Starting PG on two-time New Jersey state champion Haddonfield Memorial team... the DePersia family is one of just four families in New Jersey high school history to have three siblings all score 1,000 career points as his twin brothers, Nick and Rob, also hit for 1,000 career points... Nick and Rob later played at Rowan University in Glassboro, N.J.... Rob now serves as a graduate assistant on Villanova's MBB staff... played AAU for Team Speed/YIS AAU.

CAREER/SEASON HIGHS

CAREER HIGH	CATEGORY	SEASON HIGH
7 vs. Southern (11/26/19)	PTS	7 vs. Southern (11/26/19)
6 vs. Anderson (11/11/19)	REB	6 vs. Anderson (11/11/19)
4 at Loyola Chicago (11/20/19)	AST	4 at Loyola Chicago (11/20/19)
2 - 4x	FG	2 - 4x
6 at Loyola Chicago (11/20/19)	FGA	6 at Loyola Chicago (11/20/19)
---	3FG	---
3 at Bradley (11/9/19)	3FGA	3 at Bradley (11/9/19)
3 vs. Southern (11/26/19)	FT	3 vs. Southern (11/26/19)
5 vs. Southern (11/26/19)	FTA	5 vs. Southern (11/26/19)
3 - twice	STL	3 - twice
---	BLK	---
37 at Loyola Chicago (11/20/19)	MIN	37 at Loyola Chicago (11/20/19)

GAME-BY-GAME

Opponent	MIN	FG	3FG	FT	O-D-T	PF	A	TO	B	S	PTS
at Butler	26	0-1	0-1	0-0	0-2-2	2	2	1	0	0	0
at Bradley	22	1-4	0-3	0-1	0-2-2	2	1	0	0	0	2
Anderson*	33	2-4	0-2	0-1	1-5-6	2	0	5	0	1	4
at South Fla.*	30	2-3	0-1	0-0	2-2-4	3	3	3	0	2	4
at Loyola*	37	2-6	0-1	0-0	1-1-2	3	4	1	0	3	4
vs. Loyola (Md.)*	25	0-3	0-2	1-2	0-0-0	1	3	0	0	2	1
vs. Southern*	26	2-5	0-0	3-5	1-1-2	4	1	1	0	0	7
Evansville*	20	0-2	0-1	1-2	0-1-1	1	1	0	0	0	1
at Morehead St.	13	0-2	0-2	0-0	0-1-1	1	3	0	0	1	0
at Ball St.	15	0-1	0-0	0-1	2-0-2	2	1	2	0	0	0
IU South Bend	16	0-5	0-2	1-2	1-1-2	1	2	2	0	3	1
Purdue FW	15	1-2	0-1	0-0	0-0-0	2	0	1	0	1	2
at Fresno St.											
Youngstown St.											
Cleveland St.											
at Milwaukee											
at Green Bay											
Wright St.											
Northern Ky.											
UIC											
at Detroit Mercy											
at Oakland											
at Cleveland St.											
at Youngstown St.											
Green Bay											
Milwaukee											
at Northern Ky.											
at Wright St.											
at UIC											
Oakland											
Detroit Mercy											
HL 1st Round											
HL 2nd Round											
HL Semis											
HL Finals											

* denotes starter


CAREER STATS

Season	GP-GS	MIN-Avg	FG	Pct.	3FG	Pct.	FT	Pct.
2019-20	12-6	278-23.2	10-37	.270	0-16	.000	6-14	.429
TOTALS	12-6	278-23.2	10-37	.270	0-16	.000	6-14	.429

REBOUNDS

Season	O-D-REB-AVG.	PF-DQ	AST	TO	BLK	STL	PTS-PPG
2019-20	8-16-24-2.0	24-0	21	16	0	13	26-2.2
TOTALS	8-16-24-2.0	24-0	21	16	0	13	26-2.2

PLAYER BIOS



BRANDON KENYON #11

Sophomore | Forward/Center
6-10 | 225
Caledonia, Ontario
RISE Prep

Birthdate: February 18, 1999 (age 20)
Major: Criminal Justice

QUICK NOTES

First Canadian-born IUPUI player since 1998-1999 (Shaun Clarke), however Clarke red-shirted his lone season and never appeared in a game for the Jaguars... was a teammate of Duke's R.J. Barrett and Florida guard Andrew Nembhard while playing for the 17U Nike EYBL UPLAY Canada program... is one of 119 Canadians playing Division I basketball this season, 77 of whom are Ontario natives.

CAREER/SEASON HIGHS

CAREER HIGH	CATEGORY	SEASON HIGH
8 vs. IU Kokomo (12/6/18)	PTS	3 - twice
4 - twice	REB	4 vs. Anderson (11/11/19)
1 vs. IU Kokomo (12/6/18)	AST	---
3 vs. IU Kokomo (12/6/18)	FG	1 - 3x
6 vs. IU Kokomo (12/6/18)	FGA	3 - twice
1 at Loyola Chicago (11/20/19)	3FG	1 at Loyola Chicago (11/20/19)
2 - twice	3FGA	2 at Loyola Chicago (11/20/19)
3 at Xavier (11/6/18)	FT	1 vs. Loyola (Md.) (11/25/2019)
3 at Xavier (11/6/18)	FTA	2 vs. Loyola (Md.) (11/25/2019)
1 - 4x	STL	1 - twice
1 - 2x	BLK	---
16 at Xavier (11/6/18)	MIN	9 - twice

GAME-BY-GAME

Opponent	MIN	FG	3FG	FT	O-D-T	PF	A	TO	B	S	PTS
at Butler					DID NOT PLAY						
at Bradley	5	0-0	0-0	0-0	0-1-1	3	0	0	0	1	0
Anderson	9	1-3	0-1	0-0	1-3-4	3	0	1	0	0	2
at South Fla.					DID NOT PLAY						
at Loyola	6	1-3	1-2	0-0	1-1-2	1	0	0	0	1	3
vs. Loyola (Md.)	9	1-2	0-1	1-2	0-1-1	2	0	0	0	0	3
vs. Southern					DID NOT PLAY						
Evansville					DID NOT PLAY						
at Morehead St.	2	0-0	0-0	0-0	0-0-0	0	0	0	0	0	0
at Ball St.	7	0-2	0-1	0-0	0-0-0	0	0	0	0	0	0
IU South Bend					DID NOT PLAY						
Purdue FW					DID NOT PLAY						
at Fresno St.											
Youngstown St.											
Cleveland St.											
at Milwaukee											
at Green Bay											
Wright St.											
Northern Ky.											
UIC											
at Detroit Mercy											
at Oakland											
at Cleveland St.											
at Youngstown St.											
Green Bay											
Milwaukee											
at Northern Ky.											
at Wright St.											
at UIC											
Oakland											
Detroit Mercy											
HL 1st Round											
HL 2nd Round											
HL Semis											
HL Finals											


* denotes starter

CAREER STATS

Season	GP-GS	MIN-Avg	FG	Pct.	3FG	Pct.	FT	Pct.
2018-19	7-0	42-6.0	6-16	.375	0-4	.000	6-9	.667
2019-20	6-0	38-6.3	3-10	.300	1-5	.200	1-2	.500
TOTALS	13-0	80-6.2	9-26	.346	1-9	.111	7-11	.636

REBOUNDS

Season	O-D-REB-AVG.	PF-DQ	AST	TO	BLK	STL	PTS-PPG
2018-19	2-6-8-1.1	6-1	1	1	2	2	18-2.6
2019-20	2-6-8-1.3	9-0	0	1	0	2	8-1.3
TOTALS	4-12-16-1.2	15-1	1	2	2	4	26-2.0



MARLON TAYLOR #12

R-Freshman | Guard/Forward
6-5 | 220
South Bend, Ind.
South Bend Riley (Indiana State)

Birthdate: Jan. 12, 2000 (age 19)
Major: Pre-Engineering

QUICK NOTES

Non-scholarship player joined IUPUI from Indiana State... granted immediate eligibility for the '19-20 season after only appearing in an exhibition game for the Sycamores (4 min, 2 reb vs. Rose-Hulman)... helped South Bend Riley to a 26-1 record and semistate runner-up finish his senior year... was one of four D1 players on his high school team, joining Damezi Anderson (Indiana), Shamar Dillard (Western Illinois) and Rylen Grundy (Fort Wayne)... also ran track in high school... won dunk contest at this year's Red-White Event.

CAREER/SEASON HIGHS

CAREER HIGH	CATEGORY	SEASON HIGH
---	PTS	---
1 vs. Anderson (11/11/19)	REB	1 vs. Anderson (11/11/19)
---	AST	---
---	FG	---
1 vs. Anderson (11/11/19)	FGA	1 vs. Anderson (11/11/19)
---	3FG	---
---	3FGA	---
---	FT	---
---	FTA	---
1 vs. Anderson (11/11/19)	STL	1 vs. Anderson (11/11/19)
---	BLK	---
4 vs. Anderson (11/11/19)	MIN	4 vs. Anderson (11/11/19)

GAME-BY-GAME

Opponent	MIN	FG	3FG	FT	O-D-T	PF	A	TO	B	S	PTS
at Butler					DID NOT PLAY						
at Bradley					DID NOT PLAY						
Anderson	4	0-1	0-0	0-0	0-1-1	0	0	1	0	1	0
at South Fla.					DID NOT PLAY						
at Loyola	2	0-0	0-0	0-0	0-0-0	0	0	0	0	0	0
vs. Loyola (Md.)					DID NOT PLAY						
vs. Southern	0+	0-0	0-0	0-0	0-0-0	0	0	0	0	0	0
Evansville					DID NOT PLAY						
at Morehead St.					DID NOT PLAY						
at Ball St.					DID NOT PLAY						
IU South Bend	1	0-0	0-0	0-0	0-0-0	0	0	0	0	0	0
Purdue FW					DID NOT PLAY						
at Fresno St.											
Youngstown St.											
Cleveland St.											
at Milwaukee											
at Green Bay											
Wright St.											
Northern Ky.											
UIC											
at Detroit Mercy											
at Oakland											
at Cleveland St.											
at Youngstown St.											
Green Bay											
Milwaukee											
at Northern Ky.											
at Wright St.											
at UIC											
Oakland											
Detroit Mercy											
HL 1st Round											
HL 2nd Round											
HL Semis											
HL Finals											

* denotes starter


CAREER STATS

Season	GP-GS	MIN-Avg	FG	Pct.	3FG	Pct.	FT	Pct.
2019-20	4-0	7-1.8	0-1	.000	0-0	.000	0-0	.000
TOTALS	4-0	7-1.8	0-1	.000	0-0	.000	0-0	.000

REBOUNDS

Season	O-D-REB-AVG.	PF-DQ	AST	TO	BLK	STL	PTS-PPG
2019-20	0-1-1-0.3	0-0	0	1	0	1	0-0.0
TOTALS	0-1-1-0.3	0-0	0	1	0	1	0-0.0

PLAYER BIOS



ISAIAH WILLIAMS

#13

Junior | Guard/Forward
6-8 | 225
Dayton, Ohio
Stivers School for the Arts (Pensacola St.)

Birthdate: Jan. 20, 1998 (age 21)
Major: General Studies

QUICK NOTES

Known by his teammates as Zay... well traveled wing is on his fourth school in four years... began his career at Akron (2016-17), but sat out as a redshirt... played freshman campaign at Liberty (2017-18), appearing in 30 games and making 10 starts while averaging 4.2 points and 2.2 rebounds per game... played last season at Pensacola State (Fla.) College, where he averaged 13.1 points and 5.4 rebounds per game... was a first-team All-City and 2nd team All-State honoree after his senior year at Stivers School for the Arts in Dayton.

CAREER/SEASON HIGHS

CAREER HIGH	CATEGORY	SEASON HIGH
15 vs. Evansville (11/30/19)	PTS	15 vs. Evansville (11/30/19)
8 vs. Evansville (11/30/19)	REB	8 vs. Evansville (11/30/19)
5 vs. Loyola (Md.) (11/25/2019)	AST	5 vs. Loyola (Md.) (11/25/2019)
5 vs. Evansville (11/30/19)	FG	5 vs. Evansville (11/30/19)
8 - 3x	FGA	8 - 3x
1 - 5x	3FG	1 - twice
2 - twice	3FGA	1 - 3x
9 vs. Clarks Summit (11/10/17)	FT	5 - 3x
11 vs. Clarks Summit (11/10/17)	FTA	10 vs. Evansville (11/30/19)
2 - twice	STL	2 - twice
2 - twice	BLK	2 - twice
32 vs. Evansville (11/30/19)	MIN	32 vs. Evansville (11/30/19)

GAME-BY-GAME

Opponent	MIN	FG	3FG	FT	O-D-T	PF	A	TO	B	S	PTS
at Butler*	26	1-5	0-0	1-5	2-2-4	3	1	3	0	0	3
at Bradley*	29	3-8	1-1	2-5	1-4-5	1	1	4	0	1	9
Anderson*	18	3-8	0-1	1-5	3-4-7	4	1	1	0	0	7
at South Fla.*	26	3-6	1-1	2-4	1-1-2	4	0	2	0	0	9
at Loyola*	19	2-6	0-1	5-6	2-2-4	5	1	4	0	0	9
vs. Loyola (Md.)	23	3-5	0-0	1-3	1-4-5	2	5	2	0	2	7
vs. Southern	25	4-7	0-0	5-8	4-2-6	1	0	0	0	0	13
Evansville	32	5-7	0-0	5-10	2-6-8	4	3	3	0	0	15
at Morehead St.	21	3-8	0-0	1-4	2-3-5	4	0	5	2	0	7
at Ball St.*	19	1-7	0-0	0-0	1-3-4	5	0	2	0	0	2
IU South Bend*	24	3-7	0-0	4-4	3-0-3	0	1	1	2	2	10
Purdue FW*	23	3-5	0-0	0-0	1-3-4	4	1	2	1	0	6
at Fresno St.											
Youngstown St.											
Cleveland St.											
at Milwaukee											
at Green Bay											
Wright St.											
Northern Ky.											
UIC											
at Detroit Mercy											
at Oakland											
at Cleveland St.											
at Youngstown St.											
Green Bay											
Milwaukee											
at Northern Ky.											
at Wright St.											
at UIC											
Oakland											
Detroit Mercy											
HL 1st Round											
HL 2nd Round											
HL Semis											
HL Finals											

* denotes starter


CAREER STATS

Season	GP-GS	MIN-Avg	FG	Pct.	3FG	Pct.	FT	Pct.
2017-18*	30-10	420-14.0	41-90	.456	3-10	.300	40-68	.588
2019-20	12-7	285-23.8	34-79	.430	2-4	.500	27-54	.500
TOTALS	12-7	285-23.8	34-79	.430	2-4	.500	27-54	.500

REBOUNDS

Season	O-D-REB-AVG.	PF-DQ	AST	TO	BLK	STL	PTS-PPG
2017-18*	24-41-65-2.2	58-2	22	40	6	9	125-4.2
2019-20	23-34-57-4.8	37-2	14	29	5	5	97-8.1
TOTALS	23-34-57-4.8	37-2	14	29	5	5	97-8.1

*at Liberty | TOTALS only reflect IUPUI totals



MARCUS BURK

#14

Junior | Guard
6-3 | 205
Indianapolis, Ind.
Franklin Central (Campbell)

Birthdate: Sept. 27, 1997 (age 22)
Major: General Studies

QUICK NOTES

Born in Gary, Ind.... Indianapolis-native returned to the city last summer and sat out last season after playing two years at Campbell... played in 69 games and averaged 11.2 points per game at Campbell, while connecting on 158 3's in his two seasons... averaged 15 points per game as a sophomore, connecting on 91 3's for the season... was the Big South POTW on Nov. 27, 2017 after averaging 24.3 points per game over a 4-game stretch... he and Campbell teammate Chris Clemons (42 pts, 10-14 3's) each hit 10 3's in a game against Liberty on Jan. 22, 2018.

CAREER/SEASON HIGHS

CAREER HIGH	CATEGORY	SEASON HIGH
33 at UNCM (11/18/17)	PTS	32 vs. Loyola (Md.) (11/25/2019)
7 at East Carolina (12/4/17)	REB	9 at South Florida (11/13/19)
7 vs. The Citadel (12/14/17)	AST	4 vs. Purdue Fort Wayne (12/14/19)
12 - 3x	FG	12 vs. Loyola (Md.) (11/25/2019)
21 - 3x	FGA	21 - 3x
10 at Liberty (1/23/18)	3FG	7 vs. Loyola (Md.) (11/25/2019)
16 at Liberty (1/23/18)	3FGA	14 vs. Southern (11/26/19)
6 at Winthrop (1/27/18)	FT	5 vs. Purdue Fort Wayne (12/14/19)
6 - 3x	FTA	6 vs. Purdue Fort Wayne (12/14/19)
4 - twice	STL	4 vs. Anderson (11/11/19)
2 vs. The Citadel (12/14/17)	BLK	1 vs. Evansville (11/30/19)
41 vs. Gardner-Webb (1/3/18)	MIN	38 vs. Southern (11/26/19)

GAME-BY-GAME

Opponent	MIN	FG	3FG	FT	O-D-T	PF	A	TO	B	S	PTS
at Butler*	37	7-21	2-11	1-1	2-3-5	1	1	5	0	1	17
at Bradley*	27	6-13	1-5	2-2	0-3-3	4	1	1	0	2	15
Anderson*	31	10-19	4-9	1-1	0-2-2	1	2	2	0	4	25
at South Fla.*	35	10-14	4-5	2-2	2-7-9	3	2	5	0	1	26
at Loyola*	34	9-19	5-8	0-0	0-3-3	3	0	1	0	1	23
vs. Loyola (Md.)*	33	12-21	7-10	1-2	0-3-3	4	1	2	0	2	32
vs. Southern*	38	10-21	6-14	1-1	1-1-2	4	2	2	0	1	27
Evansville*	34	7-19	2-6	2-4	0-0-0	4	3	2	1	0	18
at Morehead St.*	36	3-12	1-4	1-2	1-3-4	3	1	2	0	2	8
at Ball St.*	24	2-8	1-3	1-2	0-1-1	5	0	2	0	1	6
IU South Bend*	31	7-20	5-10	2-2	0-1-1	3	3	3	0	1	21
Purdue FW*	35	7-14	3-8	5-6	0-4-4	1	4	0	0	2	22
at Fresno St.											
Youngstown St.											
Cleveland St.											
at Milwaukee											
at Green Bay											
Wright St.											
Northern Ky.											
UIC											
at Detroit Mercy											
at Oakland											
at Cleveland St.											
at Youngstown St.											
Green Bay											
Milwaukee											
at Northern Ky.											
at Wright St.											
at UIC											
Oakland											
Detroit Mercy											
HL 1st Round											
HL 2nd Round											
HL Semis											
HL Finals											

* denotes starter

CAREER STATS

Season	GP-GS	MIN-Avg	FG	Pct.	3FG	Pct.	FT	Pct.
2016-17*	36-12	754-20.9	96-224	.429	67-167	.401	29-37	.784
2017-18*	33-32	1050-31.8	173-353	.490	91-226	.403	51-60	.850
2019-20	12-12	395-32.9	90-201	.448	41-93	.441	19-25	.760
TOTALS	12-12	395-32.9	90-201	.448	41-93	.441	19-25	.760

REBOUNDS

Season	O-D-REB-AVG.	PF-DQ	AST	TO	BLK	STL	PTS-PPG
2016-17*	9-78-87-2.4	51-0	28	25	3	17	288-8.0
2017-18*	19-100-119-3.6	58-1	38	45	8	42	488-14.8
2019-20	6-31-37-3.1	36-1	20	27	1	18	240-20.0
TOTALS	6-31-37-3.1	36-1	20	27	1	18	240-20.0

*at Campbell | TOTALS only reflect IUPUI totals

PLAYER BIOS



TAVEION WHITE

#15

Freshman | Forward
6-7 | 190
Prosper, Texas
PHS Academy

Birthdate: Nov. 25, 1999 (age 20)
Major: Business

QUICK NOTES

Known as Taye by his teammates... Texas-native played at PHS (Fla.) Academy as a post-grad in 2018-19 where he was one of 14 who went on to play college basketball, four at the D1 level... was a 1st Team All-District selection after his senior year at Prosper (Texas) High School... chose IUPUI over offers from Buffalo, Oral Roberts, Presbyterian and USC Upstate.



SAWYER STOLTZ

#20

Freshman | Forward
6-9 | 200
Huntington, Ind.
Huntington North

Birthdate: May 3, 2000 (age 19)
Major: Biology

QUICK NOTES

Non-scholarship addition to the team played three seasons at Huntington North where he was an HM All-State honoree following a senior year in which he averaged 13.2 points and 5.8 rebounds per game... was a 2nd team Northeast 8 Conference (NE8) honoree... played AAU basketball for Indiana Elite.

CAREER/SEASON HIGHS

CAREER HIGH	CATEGORY	SEASON HIGH
---	PTS	---
2 vs. Anderson (11/11/19)	REB	2 vs. Anderson (11/11/19)
---	AST	---
---	FG	---
1 vs. Anderson (11/11/19)	FGA	1 vs. Anderson (11/11/19)
---	3FG	---
---	3FGA	---
---	FT	---
---	FTA	---
1 vs. Anderson (11/11/19)	STL	1 vs. Anderson (11/11/19)
1 vs. Anderson (11/11/19)	BLK	1 vs. Anderson (11/11/19)
9 vs. Anderson (11/11/19)	MIN	9 vs. Anderson (11/11/19)

GAME-BY-GAME

Opponent	MIN	FG	3FG	FT	O-D-T	PF	A	TO	B	S	PTS
at Butler					DID NOT PLAY						
at Bradley	0+	0-0	0-0	0-0	0-0-0	0	0	0	0	0	0
Anderson	9	0-1	0-0	0-0	2-0-2	2	0	1	1	1	0
at South Fla.	0+	0-0	0-0	0-0	0-0-0	0	0	0	0	0	0
at Loyola	1	0-0	0-0	0-0	0-0-0	0	0	0	0	0	0
vs. Loyola (Md.)					DID NOT PLAY						
vs. Southern	0+	0-0	0-0	0-0	0-0-0	0	0	0	0	0	0
Evansville	1	0-0	0-0	0-0	0-0-0	0	0	0	0	0	0
at Morehead St.					DID NOT PLAY						
at Ball St.	3	0-0	0-0	0-0	0-0-0	1	0	0	0	0	0
IU South Bend					DID NOT PLAY						
Purdue FW					DID NOT PLAY						
at Fresno St.											
Youngstown St.											
Cleveland St.											
at Milwaukee											
at Green Bay											
Wright St.											
Northern Ky.											
UIC											
at Detroit Mercy											
at Oakland											
at Cleveland St.											
at Youngstown St.											
Green Bay											
Milwaukee											
at Northern Ky.											
at Wright St.											
at UIC											
Oakland											
Detroit Mercy											
HL 1st Round											
HL 2nd Round											
HL Semis											
HL Finals											

* denotes starter

CAREER STATS

Season	GP-GS	MIN-Avg	FG	Pct.	3FG	Pct.	FT	Pct.
2019-20	7-0	14-2.0	0-1	.000	0-0	.000	0-0	.000
TOTALS	7-0	14-2.0	0-1	.000	0-0	.000	0-0	.000

REBOUNDS

Season	O-D-REB-AVG.	PF-DQ	AST	TO	BLK	STL	PTS-PPG
2019-20	2-0-2-0.3	3-0	0	1	1	1	0-0.0
TOTALS	2-0-2-0.3	2-0	0	1	1	1	0-0.0

CAREER/SEASON HIGHS

CAREER HIGH	CATEGORY	SEASON HIGH
---	PTS	---
2 vs. Anderson (11/11/19)	REB	2 vs. Anderson (11/11/19)
---	AST	---
---	FG	---
1 at Bradley (11/9/19)	FGA	1 at Bradley (11/9/19)
---	3FG	---
---	3FGA	---
---	FT	---
---	FTA	---
---	STL	---
1 vs. Anderson (11/11/19)	BLK	1 vs. Anderson (11/11/19)
4 vs. Anderson (11/11/19)	MIN	4 vs. Anderson (11/11/19)

GAME-BY-GAME

Opponent	MIN	FG	3FG	FT	O-D-T	PF	A	TO	B	S	PTS
at Butler					DID NOT PLAY						
at Bradley	1	0-1	0-0	0-0	0-0-0	0	0	0	0	0	0
Anderson	4	0-0	0-0	0-0	0-2-2	0	0	2	1	0	0
at South Fla.					DID NOT PLAY						
at Loyola	1	0-0	0-0	0-0	0-0-0	0	0	0	0	0	0
vs. Loyola (Md.)					DID NOT PLAY						
vs. Southern					DID NOT PLAY						
Evansville					DID NOT PLAY						
at Morehead St.					DID NOT PLAY						
at Ball St.	2	0-0	0-0	0-0	0-0-0	0	0	0	0	0	0
IU South Bend					DID NOT PLAY						
Purdue FW					DID NOT PLAY						
at Fresno St.											
Youngstown St.											
Cleveland St.											
at Milwaukee											
at Green Bay											
Wright St.											
Northern Ky.											
UIC											
at Detroit Mercy											
at Oakland											
at Cleveland St.											
at Youngstown St.											
Green Bay											
Milwaukee											
at Northern Ky.											
at Wright St.											
at UIC											
Oakland											
Detroit Mercy											
HL 1st Round											
HL 2nd Round											
HL Semis											
HL Finals											

* denotes starter

CAREER STATS

Season	GP-GS	MIN-Avg	FG	Pct.	3FG	Pct.	FT	Pct.
2019-20	4-0	8-2.0	0-1	.000	0-0	.000	0-0	.000
TOTALS	4-0	8-2.0	0-1	.000	0-0	.000	0-0	.000

REBOUNDS

Season	O-D-REB-AVG.	PF-DQ	AST	TO	BLK	STL	PTS-PPG
2019-20	0-2-2-0.5	0-0	0	2	1	0	0-0.0
TOTALS	0-2-2-0.5	0-0	0	2	1	0	0-0.0

PLAYER BIOS



GRANT WEATHERFORD #23

Junior | Guard
6-2 | 195
Cicero, Ind.
Hamilton Heights (Purdue/Midland J.C.)

Birthdate: August 7, 1996 (age 23)
Major: General Studies

QUICK NOTES

Began his college career by redshirting in 2015-16 at Purdue before transferring to Midland [Tex.] College for the 2016-17 season... was granted a clock extension in December 2018, effectively, making him a junior... comes from a family filled with athletes as brother Sterling is a sophomore DB on the Miami (Ohio) football team, older sister Dakota played basketball at Evansville & Louisville and oldest brother Austin played basketball at Rose Hulman... also garnered D1 football interest as a WR (155 catches, 60 TDs in high school).

CAREER/SEASON HIGHS

CAREER HIGH	CATEGORY	SEASON HIGH
21 vs. Green Bay (2/24/19)	PTS	17 at Morehead State (12/4/19)
9 - 2x	REB	9 vs. Anderson (11/11/19)
6 - 3x	AST	6 vs. Purdue Fort Wayne (12/14/19)
7 at Morehead State (12/4/19)	FG	7 at Morehead State (12/4/19)
12 vs. Green Bay (2/24/19)	FGA	10 at Morehead State (12/4/19)
5 vs. Green Bay (2/24/19)	3FG	3 at Morehead State (12/4/19)
6 vs. Green Bay (2/24/19)	3FGA	4 - twice
7 - 2x	FT	5 vs. Purdue Fort Wayne (12/14/19)
8 vs. Western Illinois (12/15/18)	FTA	6 vs. Purdue Fort Wayne (12/14/19)
5 vs. Purdue Fort Wayne (12/14/19)	STL	5 vs. Purdue Fort Wayne (12/14/19)
1 - 4x	BLK	---
38 at Morehead State (12/4/19)	MIN	38 at Morehead State (12/4/19)

GAME-BY-GAME

Opponent	MIN	FG	3FG	FT	O-D-T	PF	A	TO	B	S	PTS
at Butler*	30	3-5	0-1	0-2	2-3-5	1	1	1	0	0	6
at Bradley*	32	0-6	0-4	1-2	0-1-1	1	4	4	0	0	1
Anderson	23	3-3	0-0	0-0	3-6-9	1	4	3	0	2	6
at South Fla.	34	2-2	0-0	2-2	0-3-3	1	1	1	0	2	6
at Loyola	27	0-2	0-0	0-0	0-0-0	2	3	1	0	0	0
vs. Loyola (Md.)	29	1-3	0-0	2-4	1-4-5	3	4	4	0	2	4
vs. Southern	32	2-4	0-1	2-2	0-1-1	3	4	2	0	3	6
Evansville	31	1-4	0-0	2-2	3-3-6	2	1	1	0	1	4
at Morehead St.*	38	7-10	3-4	0-1	1-1-2	3	1	1	0	1	17
at Ball St.*	31	4-8	0-1	2-3	1-6-7	3	1	4	0	0	10
IU South Bend*	37	1-4	0-1	1-3	2-5-7	1	3	4	0	2	3
Purdue FW*	35	4-7	1-3	5-6	1-3-4	3	6	1	0	5	14
at Fresno St.											
Youngstown St.											
Cleveland St.											
at Milwaukee											
at Green Bay											
Wright St.											
Northern Ky.											
UIC											
at Detroit Mercy											
at Oakland											
at Cleveland St.											
at Youngstown St.											
Green Bay											
Milwaukee											
at Northern Ky.											
at Wright St.											
at UIC											
Oakland											
Detroit Mercy											
HL 1st Round											
HL 2nd Round											
HL Semis											
HL Finals											

* denotes starter

CAREER STATS

Season	GP-GS	MIN-Avg	FG	Pct.	3FG	Pct.	FT	Pct.
2018-19	33-33	861-26.1	70-142	.493	11-24	.458	52-72	.722
2019-20	12-6	379-31.6	28-58	.483	4-15	.267	17-27	.630
TOTALS	45-39	1240-27.6	98-200	.490	15-39	.385	69-99	.697

REBOUNDS

Season	O-D-REB-AVG	PF-DQ	AST	TO	BLK	STL	PTS-PPG
2018-19	25-75-100-3.0	86-3	83	49	4	38	203-6.2
2019-20	14-36-50-4.2	24-0	33	27	0	18	77-6.4
TOTALS	39-111-150-3.3	110-3	116	76	4	56	280-6.2



ZO TYSON

#30

Grad Student | Forward
6-9 | 195
Fayetteville, N.C.
Trinity Christian (Colorado State)

Birthdate: Oct. 18, 1995 (age 24)
Major: Sports Journalism

QUICK NOTES

Oldest student-athlete on the team, pursuing a Master's degree in sports journalism... missed the Jaguars' exhibition game due to injury... graduate-transfer will play his final season at IUPUI after spending the past two years at Colorado State... played his first two seasons at Cafe Fear C.C., including averaging 14.0 points and 8.4 rebounds per game as a sophomore... actual first name is Lonzia, but he opts to go by Zo.

CAREER/SEASON HIGHS

CAREER HIGH	CATEGORY	SEASON HIGH
8 - 2x	PTS	8 - 3x
6 vs. Southern (11/26/19)	REB	6 vs. Southern (11/26/19)
2 - 3x	AST	2 - twice
4 - 2x	FG	4 - 2x
5 at Butler (11/6/19)	FGA	5 at Butler (11/6/19)
---	3FG	---
---	3FGA	---
4 - twice	FT	4 vs. Southern (11/26/19)
6 vs. Southern (11/26/19)	FTA	6 vs. Southern (11/26/19)
3 at Butler (11/6/19)	STL	3 at Butler (11/6/19)
3 vs. Southern (11/26/19)	BLK	3 vs. Southern (11/26/19)
27 at Butler (11/6/19)	MIN	27 at Butler (11/6/19)

GAME-BY-GAME

Opponent	MIN	FG	3FG	FT	O-D-T	PF	A	TO	B	S	PTS
at Butler	27	4-5	0-0	0-0	3-2-5	4	2	2	1	3	8
at Bradley	13	1-1	0-0	0-0	1-2-3	4	0	2	0	0	2
Anderson*	9	0-2	0-0	0-0	0-3-3	2	0	2	0	0	0
at South Fla.*	11	1-2	0-0	0-0	0-2-2	4	0	1	0	1	2
at Loyola*	22	4-4	0-0	0-1	1-3-4	4	1	1	0	0	8
vs. Loyola (Md.)*	13	2-3	0-0	0-0	0-1-1	4	0	0	0	0	4
vs. Southern*	25	2-3	0-0	4-6	1-5-6	2	2	0	3	0	8
Evansville*	18	0-0	0-0	0-0	1-3-4	0	1	0	0	0	0
at Morehead St.*	17	0-3	0-0	0-0	1-1-2	1	0	1	0	0	0
at Ball St.*	10	1-3	0-0	2-2	2-0-2	3	0	1	0	0	4
IU South Bend	8	1-2	0-0	0-0	2-1-3	0	0	0	1	1	2
Purdue FW	7	0-0	0-0	0-0	0-1-1	1	0	0	1	0	0
at Fresno St.											
Youngstown St.											
Cleveland St.											
at Milwaukee											
at Green Bay											
Wright St.											
Northern Ky.											
UIC											
at Detroit Mercy											
at Oakland											
at Cleveland St.											
at Youngstown St.											
Green Bay											
Milwaukee											
at Northern Ky.											
at Wright St.											
at UIC											
Oakland											
Detroit Mercy											
HL 1st Round											
HL 2nd Round											
HL Semis											
HL Finals											

* denotes starter

CAREER STATS


Season	GP-GS	MIN-Avg	FG	Pct.	3FG	Pct.	FT	Pct.
2018-19*	12-0	62-5.2	3-6	.500	0-0	.000	5-9	.556
2019-20	12-8	180-15.0	16-28	.571	0-0	.000	6-9	.667
TOTALS	12-8	180-15.0	16-28	.571	0-0	.000	6-9	.667

REBOUNDS

Season	O-D-REB-AVG	PF-DQ	AST	TO	BLK	STL	PTS-PPG
2018-19*	2-11-13-1.1	9-0	6	5	5	1	11-0.9
2019-20	12-24-36-3.0	32-0	6	10	6	5	38-3.2
TOTALS	12-24-36-3.0	32-0	6	10	6	5	38-3.2

*at Colorado State | TOTALS only reflect IUPUI totals

PLAYER BIOS



ELYJAH GOSS

#32

Junior | Forward
6-7 | 195
Bolingbrook, Ill.
Plainfield East

Birthdate: April 28, 1998 (age 21)
Major: Sports Management

QUICK NOTES

Late bloomer redshirted his first season at IUPUI before taking over a starting role last season and leading the team in rebounding... was an honorable mention All-State selection as a senior at Plainfield (Ill.) East High School after racking up 16 double-doubles and shooting a school record 56 percent from the floor... is the only player in Plainfield East history to average a double-double for a full season.

CAREER/SEASON HIGHS

CAREER HIGH	CATEGORY	SEASON HIGH
17 vs. IU South Bend (12/10/19)	PTS	17 vs. IU South Bend (12/10/19)
21 vs. IU South Bend (12/10/19)	REB	21 vs. IU South Bend (12/10/19)
3 - 2x	AST	2 at South Florida (11/13/19)
7 vs. IU South Bend (12/10/19)	FG	7 vs. IU South Bend (12/10/19)
11 at Ball State (12/7/19)	FGA	11 at Ball State (12/7/19)
2 at Boston College (11/14/18)	3FG	---
3 vs. Eastern Illinois (11/10/18)	3FGA	1 at Butler (11/6/19)
6 vs. Cleveland State (1/10/19)	FT	4 - twice
8 at Morehead State (12/21/18)	FTA	6 - twice
2 - 6x	STL	1 - 5x
4 - twice	BLK	4 vs. IU South Bend (12/10/19)
33 - twice	MIN	32 - twice

GAME-BY-GAME

Opponent	MIN	FG	3FG	FT	O-D-T	PF	A	TO	B	S	PTS
at Butler*	20	3-8	0-1	0-0	1-2-3	1	0	2	1	1	6
at Bradley*	23	2-5	0-0	0-0	4-4-8	2	1	1	2	0	4
Anderson	14	4-8	0-0	3-5	4-6-10	2	1	2	1	0	11
at South Fla.	21	1-4	0-0	1-2	0-4-4	1	2	1	1	0	3
at Loyola	16	1-5	0-0	0-0	3-2-5	2	1	3	0	0	2
vs. Loyola (Md.)*	31	5-9	0-0	4-6	6-7-13	2	0	3	0	0	14
vs. Southern*	25	5-7	0-0	0-1	2-3-5	3	1	3	1	0	10
Evansville*	28	4-9	0-0	0-2	1-8-9	2	0	1	0	1	8
at Morehead St.*	29	2-6	0-0	0-0	2-15-17	4	1	4	2	0	4
at Ball St.*	27	3-11	0-0	4-6	7-2-9	2	0	2	0	1	10
IU South Bend*	32	7-10	0-0	3-4	7-14-21	3	1	2	4	1	17
Purdue FW*	32	4-8	0-0	0-0	2-9-11	3	0	4	1	1	8
at Fresno St.											
Youngstown St.											
Cleveland St.											
at Milwaukee											
at Green Bay											
Wright St.											
Northern Ky.											
UIC											
at Detroit Mercy											
at Oakland											
at Cleveland St.											
at Youngstown St.											
Green Bay											
Milwaukee											
at Northern Ky.											
at Wright St.											
at UIC											
Oakland											
Detroit Mercy											
HL 1st Round											
HL 2nd Round											
HL Semis											
HL Finals											

* denotes starter

CAREER STATS

Season	GP-GS	MIN-Avg	FG	Pct.	3FG	Pct.	FT	Pct.
2017-18	30-0	414-13.8	41-93	.441	4-13	.308	22-29	.759
2018-19	31-25	710-22.9	79-150	.527	7-24	.292	46-65	.708
2019-20	12-9	298-24.8	41-90	.456	0-1	.000	15-26	.577
TOTALS	73-34	1422-19.5	161-333	.483	11-38	.289	83-120	.692

REBOUNDS

Season	O-D-REB-AVG.	PF-DQ	AST	TO	BLK	STL	PTS-PPG
2017-18	38-68-106-3.5	46-0	12	20	11	12	108-3.6
2018-19	61-135-196-6.3	51-0	23	28	24	19	211-6.8
2019-20	39-76-115-9.6	27-0	8	28	13	5	97-8.1
TOTALS	138-279-417-5.7	124-0	43	76	48	36	416-5.7

EARLY SIGNING PERIOD



SADAIDRIENE HALL

Nickname: DayDay

Forward
6-6 | 200
Sulphur Springs, Texas
Sulphur Springs High School

QUICK NOTES

- Second Team All-State and First Team All-District and All-Region honoree as a junior at Sulphur Springs (Texas) High School after averaging 16 points and 12 rebounds per game
- Shot 65 percent from the floor and 80 percent from the free throw line as a junior.
- Helped Sulphur Springs to a 29-9 record, a second straight district title and the program's first-ever state tournament appearance
- Helped Sulphur Springs go 31-6 his sophomore year with a district title
- Owns career-highs of 38 points and 22 rebounds in a game
- Currently ranked No. 32 in the 2020 class in the state of Texas according to TexasBoysBasketball.com
- Rated the No. 35 player in the state of Texas by Rivals.com after climbing more than 70 spots after his play last summer
- Plays AAU for Dallas Showtime and was named to the Second Team All-UA Rise Team after averaging 17.5 points per game and shooting 63.3 percent from the floor
- Helped Dallas Showtime finish atop the UA Rise 17U Division with a 9-1 record
- Also named First Team Prep Hoops Regional All-American and a Second Team Prep Hoops All-American after helping Showtime to a 15-2 mark on the Prep Hoops Circuit
- Academically has maintained a 3.5 grade point average

Coach Rimm on Hall:

"DayDay is a very high motor athlete that I believe Jag Nation will embrace. He's one of the most intense high school players I've seen in a very long time. He's an all around proven winner."

TEAM IMPACT - CAYDEN BARINGER



CAYDEN BARINGER

Nickname: Cay Jax
Dream Vacation Destination: China
Favorite Movie: Matilda
Favorite Food: Cereal
Favorite Athlete: Steph Curry
Super Power You'd Love to Have: Read Minds

QUICK NOTES

Through a partnership with Team IMPACT, 9-year old **Cayden Baringer** signed with the IUPUI basketball team on Dec. 19, 2018 at a ceremony at the IUPUI Athletics Offices.

Baringer, a Carmel-native, was diagnosed with Leukodystrophy in 2017. Leukodystrophies are a group of rare, progressive, metabolic, genetic diseases that affect the brain, spinal cord and often the peripheral nerves. Each type of leukodystrophy is caused by a specific gene abnormality that leads to abnormal development or destruction of the white matter (myelin sheath) of the brain.

Cayden, his mother Cara, and brothers Liam and Lucas, will be frequent guests to IUPUI games, practices and team events now that he's officially signed with the program.

LAST FOUR BOX SCORES

GAME #9 • MOREHEAD STATE 56, IUPUI 51 (MOREHEAD, KY. - JOHNSON ARENA)

IUPUI 51 • 2-7

#	Player		Total		3-Ptr		Rebounds			PF	TP	A TO Blk Stl				Min
			FG-FA	FG-FA	FT-FTA	Off	Def	Tot								
30	TYSON, Zo	f	0-3	0-0	0-0	1	1	2	1	0	0	1	0	0	17	
32	GOSS, Elijah	f	2-6	0-0	0-0	2	15	17	4	4	1	4	2	0	29	
00	MINNETT, Jaylen	f	5-17	2-7	1-3	1	4	5	1	13	3	0	0	3	38	
14	BURK, Marcus	g	3-12	1-4	1-2	1	3	4	3	8	1	2	0	2	36	
23	WEATHERFORD, Grant	g	7-10	3-4	0-1	1	1	2	3	17	1	1	0	1	38	
01	KEMP, Jakoby	g	1-2	0-0	0-0	0	3	3	0	2	0	1	0	0	6	
10	DePERSIA, Mike	g	0-2	0-2	0-0	0	1	1	1	0	3	0	0	1	13	
11	KENYON, Brandon	g	0-0	0-0	0-0	0	0	0	0	0	0	0	0	0	2	
13	WILLIAMS, Isaiah	g	3-8	0-0	1-4	2	3	5	4	7	0	5	2	0	21	
Team						0	1	1								
Totals				21-60	6-17	3-10	8	32	40	17	51	9	14	4	7	200
FG % 1st Half: 5-25			20.0%	2nd half: 16-35		45.7%	Game: 21-60		35.0%	Deadball Rebounds						
3FG % 1st Half: 1-8			12.5%	2nd half: 5-9		55.6%	Game: 6-17		35.3%	3						
FT % 1st Half: 1-6			16.7%	2nd half: 2-4		50.0%	Game: 3-10		30.0%							

Morehead State 56 • 5-4

#	Player	Total		3-Ptr		Rebounds			PF	TP	A TO Blk Stl				Min
		FG-FGA	FG-FGA	FT-FTA	Off	Def	Tot								
00	BAKER, James	f	3-11	1-4	0-1	1	6	7	3	7	1	3	2	1	28
22	BRYAN, LJ	f	3-6	0-0	2-2	3	8	11	3	8	1	0	1	0	25
02	WALKER, Jordan	g	3-10	2-6	4-4	0	3	3	1	12	6	2	0	0	30
12	THOMAS, Justin	g	5-10	0-1	0-1	1	6	7	1	10	2	1	0	3	32
32	HENSON, Djimon	g	1-5	0-3	0-2	2	0	2	1	2	2	1	2	0	28
00	CLAUDE, Tyzhaun		4-6	0-0	0-0	1	5	6	1	8	0	2	2	0	15
01	COOPER, De'von		0-1	0-1	0-0	0	3	3	0	0	0	1	0	0	11
11	DIXON, Julius		2-6	0-4	1-2	0	1	1	1	5	0	0	0	0	12
23	RIDDLE, Malik		0-4	0-1	0-0	1	2	3	0	0	1	0	1	1	10
55	COOPER, Ta'lon		1-2	1-2	1-2	0	1	1	1	4	1	1	0	1	9
Team						2	0	2							
Totals			22-61	4-22	8-14	11	35	46	12	56	14	12	8	6	200
FG % 1st Half: 11-36		30.6%	2nd half: 11-25		44.0%	Game: 22-61		36.1%	Deadball Rebounds						
3FG % 1st Half: 1-14		7.1%	2nd half: 3-8		37.5%	Game: 4-22		18.2%	2						
FT % 1st Half: 1-5		20.0%	2nd half: 7-9		77.8%	Game: 8-14		57.1%							

Officials: Craig Murley, Andy Ezzelle, Dustin Williams
Technical fouls: IUPUI-None. Morehead State-None.
Attendance: 1776

Score by periods	1st	2nd	Total
IUPUI	12	39	51
Morehead State	24	32	56

Last FG - IUPUI 2nd-00:03, MOR 2nd-02:39.
Largest lead - IUPUI by 6 1st-16:40, MOR by 12 1st-00:55.
IUPUI led for 12:21. MOR led for 26:37. Game was tied for 01:02.

Score tied - 0 times.
Lead changed - 3 times.

GAME #10 • BALL STATE 102, IUPUI 54 (MUNCIE, IND. - WORTHEN ARENA)

IUPUI 54 • 2-8,0-0 Horizon

#	Player		Total		3-Ptr		Rebounds			PF	TP					Min
			FG-FGA	FG-FGA	FT-FTA	Off	Def	Tot	A			TO	Blk	Stl		
30	TYSON, Zo	f	1-3	0-0	2-2	2	0	2	3	4	0	1	0	0	10	
32	GOSS, Elyjah	f	3-11	0-0	4-6	7	2	9	2	10	0	2	0	1	27	
00	MINNETT, Jaylen	g	6-12	4-7	1-3	0	3	3	0	17	0	1	0	1	35	
14	BURK, Marcus	g	2-8	1-3	1-2	0	1	1	5	6	0	2	0	1	24	
23	WEATHERFORD, Grant	g	4-8	0-1	2-3	1	6	7	3	10	1	4	0	0	31	
01	KEMP, Jakoby		1-7	0-0	0-0	2	0	2	1	2	0	0	0	1	11	
02	JACKSON JR., Jamil		1-4	0-2	1-2	0	2	2	1	3	0	2	0	0	16	
10	DePERSIA, Mike		0-1	0-0	0-1	2	0	2	2	0	1	2	0	0	15	
11	KENYON, Brandon		0-2	0-1	0-0	0	0	0	0	0	0	0	0	0	7	
13	WILLIAMS, Isaiah		1-7	0-0	0-0	1	3	4	5	2	0	2	0	0	19	
15	WHITE, Taveion		0-0	0-0	0-0	0	0	0	1	0	0	0	0	0	3	
20	STOLTZ, Sawyer		0-0	0-0	0-0	0	0	0	0	0	0	0	0	0	2	
Team						2	1	3								
Totals				19-63	5-14	11-19	17	18	35	23	54	2	16	0	4	200
FG % 1st Half: 10-30			33.3%	2nd half: 9-33	27.3%	Game: 19-63	30.2%			Deadball						
3FG % 1st Half: 2-6			33.3%	2nd half: 3-8	37.5%	Game: 5-14	35.7%			Rebounds						
FT % 1st Half: 2-6			33.3%	2nd half: 9-13	69.2%	Game: 11-19	57.9%			5						

Ball St. 102 • 5-4,0-0 MAC

#	Player	Total		3-Ptr	Rebounds			PF	TP	A TO Blk Stl				Min	
		FG-FA	FG-FGA	FT-FTA	Off	Def	Tot								
12	Brachen Hazen	f	3-5	1-3	1-4	0	3	3	3	8	6	1	1	1	20
14	Kyle Mallers	f	4-8	1-5	2-2	2	4	6	1	11	0	0	0	2	25
02	Luke Bumbalough	g	4-9	4-9	0-2	1	1	2	2	12	1	0	0	1	28
05	Ishmael El-Amin	g	5-9	3-5	5-6	1	3	4	2	18	4	3	0	0	26
11	Jarron Coleman	g	7-8	3-4	3-3	0	2	2	0	20	1	2	0	0	19
00	Mirnye Thomas		0-3	0-1	4-4	0	3	3	0	4	0	0	0	1	6
03	Josh Thompson		3-5	2-4	0-0	0	1	1	2	8	3	1	0	2	22
04	Lucas Kroft		0-1	0-0	0-0	0	0	0	0	0	0	0	0	0	6
13	Kani Acree		3-5	1-3	4-4	2	1	3	3	11	2	1	1	1	21
25	Tahjai Teague		2-3	0-0	4-4	1	7	8	2	8	1	1	6	1	21
34	Ben Hendriks		1-2	0-0	0-0	1	1	2	0	2	2	0	0	0	6
Team						1	3	4							
Totals			32-58	15-34	23-29	9	29	38	15	102	20	9	8	9	200
FG % 1st Half: 12-27		44.4%	2nd half: 20-31		64.5%	Game: 32-58		55.2%	Deadball Rebounds 5,1						
3FG % 1st Half: 7-20		35.0%	2nd half: 8-14		57.1%	Game: 15-34		44.1%							
FT % 1st Half: 9-14		64.3%	2nd half: 14-15		93.3%	Game: 23-29		79.3%							

Officials: Chris Pacsi,Brian McNutt,Todd Von Sossan
Technical fouls: IUPUI-None. Ball St.-None.
Attendance: 4733

Score by periods	1st	2nd	Total
IUPUI	24	30	54
Ball St.	40	62	102

Points In Off 2nd Fast Bench
IUPUI Paint T/O Chance Break 7
BSU 20 20 21 10 33

Last FG - IUPUI 2nd-01:46, BSU 2nd-00:25.
Largest lead - IUPUI by 2 1st-18:51, BSU by 48 2nd-00:25.
IUPUI led for 01:29. BSU led for 36:52. Game was tied for 01:39.

Score tied - 1 time.
Lead changed - 1 time.

GAME #11 • IUPUI 80, IU SOUTH BEND 60 (INDIANAPOLIS - INDIANA FARMERS COLISEUM)

Ind.-South Bend 60 • 0-0

#	Player	Total		3-Ptr		Rebounds			PF	TP					Min
		FG-FGA	FG-FGA	FT-FTA	Off	Def	Tot	A			TO	Blk	Stl		
01	Miles Tracy	f	2-7	0-2	1-2	2	5	7	1	5	1	4	4	0	29
02	Norell Smith	g	0-3	0-3	0-0	0	2	2	2	0	0	1	0	1	16
11	Dylan Allen	g	1-9	0-3	0-0	1	1	2	4	2	1	3	0	3	23
22	Sergio Diaz	g	3-5	2-4	0-0	1	5	6	0	8	1	2	2	1	21
23	Kourtlandt Martin	g	9-14	0-2	1-1	1	1	2	2	19	2	5	0	4	28
00	Kenny Washington	g	0-1	0-0	0-0	0	4	4	2	0	3	1	0	0	15
03	Donyell Meredith	g	2-7	1-3	0-0	2	2	4	2	5	1	3	0	1	18
04	Myles Simmons	g	2-6	0-0	0-0	1	0	1	0	4	1	4	0	2	19
13	Rickey Bonds	g	0-0	0-0	0-0	0	0	0	0	0	0	0	0	0	2
20	Micah Poole	g	3-4	2-3	0-0	1	2	3	1	8	0	0	1	1	8
24	Sam Snodgrass	g	0-2	0-2	0-0	0	1	1	0	0	0	0	0	1	2
33	Miguel Mahan	g	4-6	1-2	0-0	2	1	3	4	9	0	1	0	0	17
45	Dane Simatovich	g	0-1	0-1	0-0	0	1	1	0	0	0	0	0	0	2
Team						2	1	3							
Totals			26-65	6-25	2-3	13	26	39	18	60	10	25	7	14	200
FG % 1st Half: 10-33		30.3%	2nd half: 16-32		50.0%	Game: 26-65		40.0%							Deadball
3FG % 1st Half: 1-12		8.3%	2nd half: 5-13		38.5%	Game: 6-25		24.0%							Rebounds
FT % 1st Half: 1-1		100.0	2nd half: 1-2		50.0%	Game: 2-3		66.7%							0

IUPUI 80 • 3-8,0-0 Horizon

#	Player		Total		3-Ptr		Rebounds			PF	TP	A TO Blk Stl				Min
			FG-FGA	FG-FGA	FT-FTA	Off	Def	Tot								
32	GOSS, Elyjah	f	7-10	0-0	3-4	7	14	21	3	17	1	2	4	1	32	
00	MINNETT, Jaylen	g	5-12	5-10	0-0	0	2	2	2	15	3	5	1	2	35	
13	WILLIAMS, Isaiah	g	3-7	0-0	4-4	3	0	3	0	10	1	1	2	2	24	
14	BURK, Marcus	g	7-20	5-10	2-2	0	1	1	3	21	3	3	0	1	31	
23	WEATHERFORD, Grant	g	1-4	0-1	1-3	2	5	7	1	3	3	4	0	2	37	
01	KEMP, Jakoby		0-1	0-1	0-0	0	0	0	0	0	0	0	0	0	2	
02	JACKSON JR., Jamil		4-13	0-3	3-4	2	0	2	0	11	0	0	0	1	14	
10	DePERSIA, Mike		0-5	0-2	1-2	1	1	2	1	1	2	2	0	3	16	
12	TAYLOR, Marlon		0-0	0-0	0-0	0	0	0	0	0	0	0	0	0	1	
30	TYSON, Zo		1-2	0-0	0-0	2	1	3	0	2	0	0	1	1	8	
	Team					5	3	8								
Totals			28-74	10-27	14-19	22	27	49	10	80	13	17	8	13	200	
FG % 1st Half: 15-40 37.5%			2nd half: 13-34 38.2%		Game: 28-74 37.8%										Deadball Rebounds 3	
3FG % 1st Half: 5-14 35.7%			2nd half: 5-13 38.5%		Game: 10-27 37.0%											
FT % 1st Half: 9-12 75.0%			5-7 71.4%		Game: 14-19 73.7%											