



# 2019-2020 IUPUI BASKETBALL GAME NOTES

# IUPUI

## SCHEDULE/RESULTS

(4-9, 0-0 HORIZON)

Date	Opponent	Result/Time
Oct. 23	# Tiffin (ESPN3)	W, 81-77
Nov. 6	at Butler (FS2)	L, 47-80
Nov. 9	at Bradley (ESPN+)	L, 56-90
Nov. 11	Anderson (ESPN3)	W, 72-55
Nov. 13	^ at South Florida (ESPN3)	W, 70-53
Nov. 20	^ at Loyola (Ill.) (NBCSCH+ / ESPN+)	L, 62-85
Nov. 25	^ vs. Loyola (Md.)	L, 77-81
Nov. 26	^ vs. Southern	L, 77-83
Nov. 30	Evansville (ESPN+)	L, 64-70
Dec. 4	at Morehead St. (ESPN+)	L, 51-56
Dec. 7	at Ball St. (ESPN+)	L, 54-102
Dec. 10	IU South Bend (ESPN3)	W, 80-60
Dec. 14	Purdue Fort Wayne (ESPN+)	W, 74-65
Dec. 20	at Fresno St. (Mountain West Net)	L, 64-95

Dec. 28 \* Youngstown St. (ESPN+) 12:00 pm

Dec. 30 \* Cleveland St. (ESPN+) 7:00 pm

Jan. 3 \* at Milwaukee (ESPN3) 8:00 pm

Jan. 5 \* at Green Bay (ESPN+) 2:00 pm

Jan. 10 \* Wright St. (ESPN3) 7:00 pm

Jan. 12 \* Northern Kentucky (ESPN+) 2:00 pm

Jan. 18 \* UIC (ESPN3) 12:00 pm

Jan. 23 \* at Detroit Mercy (ESPN+) 7:00 pm

Jan. 25 \* at Oakland (ESPN3) 3:00 pm

Jan. 30 \* at Cleveland St. (ESPN+) 7:00 pm

Feb. 1 \* at Youngstown St. (ESPN3) 6:00 pm

Feb. 6 \* Green Bay 11:00 am

Feb. 8 \* Milwaukee 12:00 pm

Feb. 14 \* at Northern Kentucky 7:00 pm

Feb. 16 \* at Wright St. 2:00 pm

Feb. 22 \* at UIC (ESPN3) 4:12 pm

Feb. 27 \* Oakland 7:00 pm

Feb. 29 \* Detroit Mercy 12:00 pm

Mar. 3 & HL Tourney - 1st rd.

Mar. 5 & HL Tourney - Quarterfinals

Mar. 9 & HL Tourney - Semifinals

Mar. 10 & HL Tourney - Championship

# denotes exhibition  
\* denotes Horizon League games  
^ part of Cayman Islands Classic  
(first two games on campus sites / last two at Omaha)  
& denotes Horizon League Tournament games  
(quarterfinals on campus sites / semis and finals in Indy)

## MEDIA COVERAGE

TV: ESPN+

Scott McCauley (pxp); Bob Lovell (analyst)

Video Stream: ESPN+

Audio: none

Live Stats: IUPUIJags.com

Twitter: @IUPUIJaguars / @IUPUIMensBball

## MBB CONTACT

Ed Holdaway - IUPUI Assistant AD

Email: eholdawa@iupui.edu

Twitter: @EdHoldaway

Cell: 317-908-2645

'03 NCAA TOURNAMENT, 2010 CBI, 2019 CIT

## IUPUI (4-9, 0-0 HL) vs. YOUNGSTOWN STATE (7-6, 0-0 HL)

Saturday, December 28, 2019 • 12:00 p.m. • Indianapolis • Indiana Farmers Coliseum (6,800)



## STAT BREAKDOWN

IUPUI	Youngstown State
65.2 / 75.0	PPG / Opp. PPG 70.8 / 67.5
-9.8	Scoring Margin +3.3
.408 / .456	FG% / Opp. FG% .417 / .416
35.7 (-2.5)	RPG (Margin) 40.9 (+4.5)
.351 / .329	3FG% / Opp. 3FG% .277 / .336
.603	FT% .645
11.4	Assists/G 11.8
15.4 (-2.0)	TO/G (Margin) 11.9 (+1.6)
307 / 293 / 321	NET / KenPom / BPI 256 / 234 / 234

## SERIES BREAKDOWN

Overall:	1-12
Rimm vs. Youngstown State:	0-0
in Youngstown:	1-7
at IUPUI:	0-5
neutral:	0-0
Last Meeting:	Feb. 14, 2019
Outcome:	YSU 75, IUPUI 73 (Youngstown, Ohio)
Streak:	YSU has won 6

## THE JAGUARS



### PROBABLE STARTERS

No.	Name	Yr.	Pos.	Ht.	Hometown	PPG	RPG	APG	FG%	3FG%	FT%
0	Jaylen Minnett	Jr.	G	6-1	Terre Haute, Ind.	13.5	4.0	2.8	.355	.352	.731
14	Marcus Burk	Jr.	G	6-3	Indianapolis, Ind.	18.6	3.0	1.5	.431	.432	.760
23	Grant Weatherford	Jr.	G	6-2	Cicero, Ind.	7.2	4.1	2.6	.500	.450	.621
13	Isaiah Williams	Jr.	G/F	6-8	Dayton, Ohio	8.2	4.8	1.1	.437	.400	.509
32	Elijah Goss	Jr.	F	6-7	Bolingbrook, Ill.	7.9	9.4	0.6	.467	.000	.531

### OFF THE BENCH

1	Jakoby Kemp	Jr.	F	6-8	Layton, Utah	1.0	1.3	0.0	.200	.000	---
2	Jamil Jackson Jr.	Jr.	G/F	6-6	Minneapolis, Minn.	4.5	1.2	0.4	.280	.240	.688
10	Mike DePersia	Fr.	G	5-11	Cherry Hill, N.J.	2.0	1.9	1.8	.263	.000	.429
11	Brandon Kenyon	So.	F/C	6-10	Caledonia, Ontario	2.1	1.4	0.0	.417	.200	.800
12	Marlon Taylor	R-Fr.	G/F	6-5	South Bend, Ind.	0.0	0.2	0.0	.000	---	---
15	Taveion White	Fr.	F	6-7	Prosper, Texas	0.0	0.3	0.0	.000	---	---
20	Sawyer Stoltz	Fr.	F	6-9	Huntington, Ind.	0.0	0.5	0.0	.000	---	---
30	Zo Tyson	Gr.	F	6-9	Fayetteville, N.C.	2.9	2.9	0.5	.571	---	.600

## QUICK HITTERS

- Junior **Marcus Burk** tallied his 1,000th collegiate point in the first half of the Jaguars' win over Purdue Fort Wayne. The Indy-native tallied 776 in his two seasons at Campbell and has 242 this season, giving him 1,018 career points.
- Junior **Grant Weatherford** is coming off a 5-of-5 effort from three-point range at Fresno State on Dec. 20, marking the second most makes in a game without a miss in school history. Todd Schabel holds the school record, having gone 6-of-6 at Wright State on Feb. 2, 1987.
- Junior **Elijah Goss** grabbed a school record 21 rebounds against IU South Bend on Dec. 10, surpassing the previous mark by a single board. Goss' 21 rebounds is the third highest single game total in NCAA Division I basketball this season and he now owns two of the top three single game efforts in the Horizon League this year with 21 against IUSB (Dec. 10) and 17 at Morehead State (Dec. 4).
- IUPUI is coming off a 16-17 campaign, having made the program's third postseason berth during the Division I era by earning a spot in the 2019 College Insider Tournament. The Jaguars' 16 wins were the program's most since going 19-14 in the 2010-11 in head coach Ron Hunter's final season at IUPUI.
- Head Coach **Byron Rimm II** took over on an interim basis earlier this year, replacing Jason Gardner, who spent five years at the helm of the program. Rimm boasts 14 years of head coaching experience, including 10 years at Prairie View A&M from 2006-2016 as he racked up 115 victories and is the program's all-time winningest head coach. He originally joined the Jaguars' staff just prior to last season as IUPUI's Associate Head Coach.
- IUPUI returns just five letterwinners and two starters (**Grant Weatherford** & **Elijah Goss**) from last year's squad. 2019 Horizon League Sixth Man of the Year **Jaylen Minnett** (12.0 ppg, 78.3 s) headlines the group of returners and has slid into this year's starting five. Weatherford (6.2 ppg, 3.0 rpg) started all 33 games last season and Goss (6.8 ppg, 6.3 rpg) started 25 times last season before being slowed late in the season due to injury.
- IUPUI has players from nine different states/provinces this season, with five hailing from the Hoosier State. All total, IUPUI has players this year from Indiana, Illinois, Minnesota, New Jersey, North Carolina, Ohio, Ontario, Texas and Utah.
- IUPUI swept the Horizon League's weekly awards on Nov. 18 as junior guard **Marcus Burk** was named Player of the Week and **Mike DePersia** was named Freshman of the Week after leading the Jags to wins over Anderson and at South Florida. Burk averaged 25.5 points, 5.5 rebounds, 2.5 steals and 2.0 assists per game while shooting 61 percent from the floor and 57.1 percent (8-of-14) from three. DePersia, who made his first two career starts during the week, averaged 4.0 points, 5.0 rebounds and 1.5 assists per game while shooting 57 percent from the field.

## 2019-2020 ROSTER

### NUMERIC ROSTER

##	Name	Pos.	Ht.	Wt.	Yr.	Hometown/High School (Previous)
0	Jaylen Minnett	G	6-1	180	Jr.	Terre Haute, Ind./Terre Haute South
1	Jakoby Kemp	F	6-8	190	Jr.	Layton, Utah/Layton (Salt Lake C.C.)
2	Jamil Jackson Jr.	G/F	6-6	190	Jr.	Minneapolis, Minn./Minneapolis North (Southern Utah)
10	Mike DePersia	G	5-11	170	Fr.	Cherry Hill, N.J./Haddonfield Memorial
11	Brandon Kenyon	F/C	6-10	225	So.	Caledonia, Ontario/RISE Prep
12	Marlon Taylor	G/F	6-5	220	R-Fr.	South Bend, Ind./Riley (Indiana State)
13	Isaiah Williams	G/F	6-8	225	Jr.	Dayton, Ohio/Stivers School for the Arts (Pensacola St.)
14	Marcus Burk	G	6-3	205	Jr.	Indianapolis, Ind./Franklin Central
15	Taveion White	F	6-7	190	Fr.	Prosper, Texas/PHS Academy
20	Sawyer Stoltz	F	6-9	200	Fr.	Huntington, Ind./Huntington North
23	Grant Weatherford	G	6-2	195	Jr.	Cicero, Ind./Hamilton Heights (Midland College)
30	Zo Tyson	F	6-9	195	Gr.	Fayetteville, N.C./Trinity Christian (Colorado State)
32	Elyjah Goss	F	6-7	195	Jr.	Bolingbrook, Ill./Plainfield East

### ROSTER BREAKDOWNS

#### BY CLASS-

**Freshmen:** 4  
**Juniors:** 7

**Sophomores:** 1  
**Seniors:** 1

#### BY PRIMARY POSITION-

**Guards:** 7  
**Centers:** 0

**Forwards:** 6

#### BY HOME STATE-

**Indiana:** 5  
**Minnesota:** 1  
**North Carolina:** 1  
**Ontario:** 1  
**Utah:** 1

**Illinois:** 1  
**New Jersey:** 1  
**Ohio:** 1  
**Texas:** 1

### PRONUNCIATION GUIDE

**ELYJAH** Goss

(same as Elijah)

Jaylen **MINNETT**

(min-**NET**)

**TAVEION** White

(**TAY**-vee-on)


## RADIO / TV ROSTER



**#0 - JAYLEN MINNETT**  
6-1 // Jr. // G  
Terre Haute, Ind.  
*Sports Management*




**#1 - JAKOBY KEMP**  
6-8 // Jr. // F  
Layton, Utah  
*General Studies*




**#2 - JAMIL JACKSON JR.**  
6-6 // Jr. // G/F  
Minneapolis, Minn.  
*General Studies*




**#10 - MIKE DePERSIA**  
5-10 // Fr. // G  
Haddonfield, N.J.  
*Biomedical Engineering*



**#11 - BRANDON KENYON**  
6-10 // Soph. // F/C  
Caledonia, Ontario  
*Criminal Justice*



**#12 - MARLON TAYLOR**  
6-5 // R-Fr. // G/F  
South Bend, Ind.  
*Pre-Engineering*




**#13 - ISAIAH WILLIAMS**  
6-8 // Jr. // G/F  
Dayton, Ohio  
*General Studies*




**#14 - MARCUS BURK**  
6-3 // Jr. // G  
Indianapolis, Ind.  
*General Studies*



**#15 - TAVEION WHITE**  
6-7 // Fr. // F  
Prosper, Texas  
*Business*



**#20 - SAWYER STOLTZ**  
6-9 // Fr. // F  
Huntington, Ind.  
*Biology*



**#23 - GRANT WEATHERFORD**  
6-2 // Jr. // G  
Cicero, Ind.  
*General Studies*



**#30 - ZO TYSON**  
6-9 // Gr. // F  
Fayetteville, N.C.  
*Sports Journalism*

**Interim Head Coach:** Byron Rimm II, 1st season (2nd year at IUPUI)

**Assistant Coach:** Matt Dunn, 2nd season


**Assistant Coach:** Isaac Loechle, 2nd season

**Assistant Coach:** Brian Burton, 1st season

**Director of Operations:** Aaron Evans, 1st season

**Strength & Conditioning Coach:** Jason Quarles, 6th season

**Athletic Trainer:** Joseph Medel, 1st season



**#32 - ELYJAH GOSS**  
6-7 // Jr. // F  
Bolingbrook, Ill.  
*Sports Management*



## POLLS

### ASSOCIATED PRESS

Week 8 - Dec. 23

Rank	Team (1st)
1.	Gonzaga (54)
2.	Ohio State (9)
3.	Louisville (1)
4.	Duke (1)
5.	Kansas
6.	Oregon
7.	Baylor
8.	Auburn
9.	Memphis
10.	Villanova
11.	Michigan
12.	<b>Butler</b>
13.	Maryland
14.	Michigan State
15.	San Diego State
16.	Virginia
17.	Florida State
18.	Dayton
19.	Kentucky
20.	Penn State
21.	Washington
22.	West Virginia
23.	Texas Tech
24.	Arizona
25.	Iowa

### COACHES

Week 8 - Dec. 23

Rank	Team (1st)
1.	Gonzaga (23)
2.	Ohio State (7)
3.	Duke
4.	Louisville (2)
5.	Kansas
6.	Baylor
7.	Oregon
8.	Auburn
9.	Villanova
10.	Memphis
11.	<b>Butler</b>
12.	Maryland
13.	Virginia
14.	San Diego State
15.	Michigan
16.	Michigan State
17.	Florida State
18.	Dayton
19.	Kentucky
20.	Washington
21.	Penn State
22.	Texas Tech
23.	West Virginia
24.	Arizona
25.	Wichita State

### MID-MAJOR TOP 25

December 23

Rk	Team (1st)	Record	Pts.	Prev.	Conf.
1.	Gonzaga (30)	13-1	772	1	West Coast
2.	Liberty (1)	14-0	742	2	ASUN
3.	Northern Iowa	11-1	690	3	Missouri Valley
4.	Saint Mary's	12-2	688	4	West Coast
5.	ETSU	11-2	653	5	Southern
6.	Yale	10-3	541	11	Ivy League
7.	UNCG	10-3	521	12	Southern
8.	Stephen F. Austin	10-2	501	9	Southland
9.	Furman	11-3	495	10	Southern
10.	Kent State	10-2	463	8	Mid-American
11.	BYU	10-4	452	16	West Coast
12.	Belmont	8-4	409	7	Ohio Valley
13.	<b>Wright State</b>	<b>10-3</b>	<b>404</b>	<b>17</b>	<b>Horizon</b>
14.	Harvard	8-4	392	18	Ivy League
15.	Santa Clara	12-2	364	21	West Coast
16.	Vermont	8-5	246	14	America East
17.	Delaware	10-3	227	15	Colonial
18.	Bowling Green	8-4	223	6	Mid-American
19.	Toledo	8-4	210	13	Mid-American
20.	Colgate	9-4	138	23	Patriot
21.	San Francisco	10-3	119	20	West Coast
22.	Penn	6-4	109	25	Ivy League
23.	Buffalo	8-4	92	24	Mid-American
24.	Pacific	12-3	77	NR	West Coast
25.	<b>Evansville</b>	<b>9-4</b>	<b>71</b>	<b>19</b>	<b>Missouri Valley</b>

### HORIZON LEAGUE PRESEASON POLLS

Pl. School (1st-place) - Votes

1.	Wright State (28) - 350
2.	Northern Kentucky (5) - 295
3.	UIC (1) - 280
4.	Oakland (1) - 229
5.	Green Bay - 207
6.	Youngstown State - 186
7.	Milwaukee - 146
8.	Detroit Mercy - 133
9.	<b>IUPUI - 92</b>
10.	Cleveland State (1) - 62

**Preseason POTY:** Antoine Davis, Detroit Mercy

#### First Team (alphabetical order by school)

Antoine Davis, Detroit Mercy  
Jalen Tate, Northern Kentucky  
Xavier Hill-Mais, Oakland  
Tarkus Ferguson, UIC  
Loudon Love, Wright State

#### Second Team (alphabetical order by school)

JayQuan McCloud, Green Bay  
Tyler Sharpe, Northern Kentucky  
Marcus Ottey, UIC  
Bill Wampler, Wright State  
Darius Quisenberry, Youngstown State

## HORIZON LEAGUE

### HORIZON LEAGUE STANDINGS

through games on Dec. 27

Team	Overall (Pct.)	HL (Pct.)
Wright State .....	10-3 (.769)	0-0 (.000)
Northern Ky.....	8-4 (.667)	0-0 (.000)
Youngstown State.....	7-6 (.538)	0-0 (.000)
Milwaukee.....	5-7 (.417)	0-0 (.000)
Green Bay.....	5-8 (.385)	0-0 (.000)
Oakland .....	5-8 (.385)	0-0 (.000)
UIC .....	5-8 (.385)	0-0 (.000)
<b>IUPUI.....</b>	<b>4-9 (.308)</b>	<b>0-0 (.000)</b>
Cleveland State.....	4-9 (.308)	0-0 (.000)
Detroit Mercy .....	2-10 (.167)	0-0 (.000)

### HORIZON LEAGUE SCHEDULE

Date	Game	Time
12/28	*Youngstown St. at IUPUI	12pm
	*Milwaukee at Northern Ky.	1pm
	*Green Bay at Wright St.	2pm
	*Detroit Mercy at Oakland	3pm
	*Cleveland St. at UIC	4:12pm
12/30	*Youngstown St. at UIC	7pm
	*Milwaukee at Wright St.	7pm
	*Cleveland St. at IUPUI	7pm
	*Green Bay at Northern Ky.	7pm
	Detroit Mercy at Gonzaga	9pm
1/3	*UIC at Green Bay	7pm
	*Wright St. at Oakland	7pm
	*Northern Ky. at Detroit Mercy	7pm
	*IUPUI at Milwaukee	8pm
1/4	*Youngstown St. at Cleveland St.	3pm
1/5	*Wright St. at Detroit Mercy	1pm
	*IUPUI at Green Bay	2pm
	*UIC at Milwaukee	2pm
	*Northern Ky. at Oakland	3pm
1/9	*Detroit Mercy at Cleveland St.	7pm
	*Oakland at Youngstown St.	7pm
1/10	*Northern Ky. at UIC	7pm
	*Wright St. at IUPUI	7pm
1/11	*Detroit Mercy at Youngstown St.	2pm
	*Oakland at Cleveland St.	3pm
	*Milwaukee at Green Bay	7pm
1/12	*Northern Ky. at IUPUI	2pm
	*Wright St. at UIC	4:15pm
1/16	*Cleveland St. at Wright St.	7pm
	*Youngstown St. at Northern Ky.	7pm
	*Detroit Mercy at Milwaukee	8pm
	*Oakland at Green Bay	8pm
1/18	*UIC at IUPUI	12pm
	*Detroit Mercy at Green Bay	1pm
	*Oakland at Milwaukee	7pm
	*Cleveland St. at Northern Ky.	7pm
	*Youngstown St. at Wright St.	7pm

### IUPUI IN HORIZON LEAGUE STATS

through games on Dec. 27 [denotes NCAA ranking]

Category	HL [Nat Rk.]	Stat
Scoring .....	8th .....	65.2 ppg
Scoring Defense.....	8th .....	75.0 ppg
Scoring Margin.....	8th .....	-9.8 ppg
Rebounding Margin .....	8th .....	-2.5 rpg
Field Goal % .....	7th .....	40.8%
3Pt Field Goal % .....	2nd .....	35.1%
Free Throw % .....	10th .....	60.3%
Assists .....	8th .....	11.4 apg
Turnovers.....	7th .....	15.4 to/g
Turnover Margin.....	7th .....	-2.0 to/g
Assist/TO Ratio .....	8th .....	0.74 a/to
Blocked Shots .....	7th .....	2.46 bpg
Steals .....	5th .....	7.15 spg
Offensive Rebounds.....	4th .....	11.2 rpg
Defensive Rebounds....	9th .....	24.5 rpg
Home Attendance.....	10th .....	1,223/gm

### Player Horizon [Natl Rk.]

Player	Horizon [Natl Rk.]	Stat
<b>Marcus Burk</b>		
3FG%	1st	43.2%
3FG	2nd	3.15/game
20+ Scoring Games	2nd	7 total
Scoring	2nd	18.6 ppg
FG%	6th	43.1%
Steals	8th	1.46 spg
Minutes	10th	31.6 mpg

#### Elyjah Goss

Rebounding	1st	9.38 rpg
Def. Rebounding	1st	6.23 rpg
10+ Reb. Gms.	t-1st	5 total
Blocked Shots	t-1st	1.00 bpg
Double-Doubles	t-1st	3 total
Off. Rebounding	4th	3.15 rpg

#### Jaylen Minnett

3FG	3rd	2.92/game
3FG%	3rd	35.2%
Minutes	5th	33.2 mpg
Assists	11th	2.85 apg
Scoring	13th	13.5 ppg
Steals	t-14th	1.23 spg

#### Grant Weatherford

Steals	6th	1.54 spg
Minutes	9th	31.9 mpg
Assists	t-14th	2.62 apg

#### Isaiah Williams

Off. Rebounding	8th	1.92 rpg
Rebounding	t-19th	4.77 rpg

## FRESNO TAKEAWAYS

IUPUI closed the non-conference slate with a 95-64 defeat at Fresno State on Dec. 20... both Marcus Burk and Isaiah Williams left the game to injuries, as Grant Weatherford (16 pts, 5-5 3's, 3 reb, 2 stl) and Jaylen Minnett (13 pts, 2-7 3's, 2 ast) led the team in scoring... Weatherford's five treys without a miss is the second most in IUPUI history... sophomore Brandon Kenyon had seven points (2-2 FG, 3-3 FT) and two rebounds in just six minutes off the bench... IUPUI yielded 52 first half points, the most by an IUPUI opponent this season... the Jags were also bullied on the glass as the Bulldogs grabbed 19 offensive rebounds and 29 second chance points, both season-high efforts by IUPUI opponents this season... New Williams paced four Fresno players in double-digits with 24 points (9-15 FG, 6-11 3's) and five steals.

## MR. 1,000

Junior Marcus Burk netted his 1,000 collegiate point in the Dec. 14 win over Purdue Fort Wayne with a three-point play at the 12:57 mark of the first half. Burk, an Indianapolis-native, tallied 776 in two seasons at Campbell and now has 242 this season, giving him 1,018 in his collegiate career.

Here are some more tidbits on Burk from the first half of the season:

- Burk has undoubtedly been IUPUI's top offensive player all season, ranking No. 2 in the Horizon League in scoring (18.6 ppg) and second in the league in threes made (3.15/gm).

- Burk tallied a season-high 32 points (12-of-21 FG, 7-of-10 3's) against Loyola (Md.), falling one shy of his career-high 33 from his sophomore year at Campbell. Burk's 32 was the most by an IUPUI player since Darell Combs hit the same number against South Dakota on Feb. 25, 2016.

- While Burk is off to a hot start and averaging nearly 20 points per game to start the year, no IUPUI player has averaged 20 points per game for an entire season since Alex Young averaged 20.4 points per game in 2011-12. Only three players - Odell Bradley (23.1, 2003-04), George Hill (21.5, 2007-08) and Young (20.4, 2011-12) - have averaged better than 20 points per game during the Jaguars' Division I era.

- Burk is currently second in the Horizon League with seven 20-point scoring games, trailing only Detroit Mercy's Antoine Davis, who has nine 20+ scoring games.

## MR. WINDEX

Junior Elijah Goss currently **leads the Horizon League** and ranks 40th nationally in rebounding at 9.4 per contest, nearly a full rebound ahead of second place Naz Bohannon (YSU). He owns the two of the three highest single-game totals in the Horizon League this season, grabbing 21 against IUSB (Dec. 10) and 17 at Morehead State (Dec. 4). His 21 boards against IUSB set a new IUPUI single-game school record and is the third-highest single-game total in NCAA Division I this season.

All total, Goss has led the Jaguars in rebounds in 11 of the team's 13 games.

Since returning to the starting lineup eight games ago, Goss is averaging 9.6 points and 11.5 rebounds per game.

Not only does Goss lead the Horizon League in rebounding and defensive rebounding (6.3 rpg), he's tied atop the league lead in blocked shots (1.00 bpg), double-doubles (3) and double-digit rebound games (5).

## E'S RECORD BREAKING NIGHT

Junior Elijah Goss had a record breaking night against IU South Bend on Dec. 10, posting a school record 21 rebounds to go along with a career-high 17 points and four blocked shots in the Jaguars' 80-60 victory. Goss grabbed seven offensive boards and 14 defensive boards and hit 7-of-10 field goal attempts.

The prior record was 20 on two different occasions, the most recent coming by Michael Boles in 1993. Goss became the first player in IUPUI history to grab at least 20 boards in the Jaguars' Division I era.

## HEALTH CHECK

The Dec. 7 game at Ball State was the first time all season that head coach Byron Rimm had his full roster as his disposal. Junior Jakoby Kemp missed the season's initial eight games due to injury and upon his return at Morehead State (Dec. 4), classmate Jamil Jackson was sidelined due to injury. Jackson missed two games before returning at Ball State.

## SPLASH BROTHERS

IUPUI's version of the Splash Brothers - Marcus Burk and Jaylen Minnett - has been impressive, both ranking among the Horizon League's top three in threes made and three-point percentage.

Burk is second in the league in three per game (3.15) while Minnett is third in the league in the category (2.92). Burk leads in three-point percentage (43.2%) and Minnett is third at 35.2%. By hitting a combined 6.07 threes/game, the duo is tops in the league for a tandem as Northern Kentucky's Dantez Walton and Tyler Sharpe are next in line at 5.31 threes/game.

## WARM WEATHERFORD

Junior Grant Weatherford is making a claim to join Burk and Minnett as an elite three-point shooter. After starting the season 0-of-6 from deep in the season's first

eight games, Weatherford is 9-of-14 (64.3%) from beyond the arc in the Jaguars' last five games, coinciding with his return to the starting lineup.

Since rejoining the starting unit five games ago, Weatherford has tallied in double-digits in four of those contests. During the five games, Weatherford is averaging 12.0 points, 4.6 rebounds, 2.4 assists and 2.0 steals per game while shooting 56.8 percent (21-of-37) from the field and 9-of-14 (64.3 percent) from three-point range.

## TOP GUNS

Burk and Minnett are accounting for the bulk of the Jaguars' offense, having taken 49 percent of the team's field goal attempts (377 of 763) and 74 percent of the team's three-point attempts (203 of 276). In addition, the duo has accounted for 49 percent (417 of 848) of the team's total points.

Burk (18.6 ppg) and Minnett (13.5 ppg) easily lead the team in scoring while Isaiah Williams is third at 8.2 ppg.

## MINNETT NOTES

Junior Jaylen Minnett, the 2019 Horizon League Sixth Man of the Year, is unlikely to be a repeat winner of the award as he's assumed a starting job this season. The 6-foot-1 Terre Haute-native, averaged 12.0 points per game and drilled 78 3's last season, while coming off the bench in all but the season finale.

Some other tidbits on Minnett include:

- He currently owns the nation's **third-longest streak** of consecutive games with at least one made three at 49 games... Minnett made at least one trey in all 33 games last season and the final three games of the 2017-18 season... the last time Minnett went without a three in a game was against Oakland on Feb. 19, 2018 when he was held without a triple in 14 minutes.

- Minnett enters play ranked eighth on IUPUI's all-time list with 167 made 3's in his career...he has some work to do to move up on the list as both Leroy Nobles and Akeem Clark are tied for the No. 6 spot with 186 makes each.

- His 78 3's made last season was the 7th-highest single-season total in IUPUI history.

- His 7.1 ppg scoring average as a freshman in 2017-18 was the highest by an IUPUI rookie since Alex Young average 10.8 points per game in 2008-09.

- His 51 made 3's in 2017-18 were the most by an IUPUI freshman in the program's Division I era (1998-present).

## STORY TELLER

In IUPUI's four wins this season, the Jags have held opponents to 37 percent shooting overall and 23.4 percent from three-point range.

In the Jaguars' nine losses, foes have shot 49.7 percent overall and 37.6 percent from beyond the arc.

Five of the nine opponents to have beaten the Jags have shot 50 percent or better from the floor.

## FREEBIES

IUPUI enters play ranked 340th of 350 teams in free throw percentage at 60.3 percent, which is well on pace to be the lowest mark in the program's Division I era. The current low mark was a 65.4 percentage for the 2008-09 season. The lowest single-season mark on record in program history was a 62.7 percentage in the 1976-77 campaign.

## NEW LOOK JAGS

This year's team has a decidedly new look - a new head coach, only five returners and a largely new coaching staff.

Head coach Byron Rimm II took over on an interim basis this past fall, taking over for Indianapolis-native Jason Gardner. Rimm, who is the winningest head coach in Prairie View A&M history with 115 career wins, became the ninth head coach in IUPUI history after taking over for Gardner.

He has 10+ years of Division I head coaching experience and helped PVAMU to winning records in 2008-09 and 2009-10.

Beside him, Rimm boasts two new assistants on the sidelines as well as Brian Burton joined the program from UTEP in November and Aaron Evans joined the program as Director of Operations from nearby Marian University over the summer. Evans took the spot of Isaac Loechle, who was promoted from Director of Operations to Assistant Coach last summer.

## ROSTER ASSEMBLY

IUPUI brings back five letterwinners from a season ago, including two starters (Elijah Goss & Grant Weatherford), the league's Sixth Man of the Year (Jaylen Minnett) and two reserves (Jakoby Kemp & Brandon Kenyon).

Two other transfers sat out last season and are now eligible (Marcus Burk & Jamil Jackson Jr.) and a third (Zo Tyson), joined the program as a graduate transfer.

The remaining members of the roster are all new faces in a JC-transfers (Isaiah Williams), a redshirt freshman transfer who's immediately eligible (Marlon Taylor) and three true freshmen (Mike DePersia, Sawyer Stoltz & Taveion White).

## WHERE'D THEY GO?

IUPUI graduated the Horizon League's Defensive Player of the Year D.J. McCall, who's

## BASKETBALL CENTRAL

IUPUI will be a big part of the center of the college basketball universe this March as the 2020 Horizon League Championships will be played at the Indiana Farmers Coliseum on Mar. 9-10 and the department will later serve as institutional co-host of an NCAA Men's Basketball Regional at Lucas Oil Stadium on Mar. 26-28, alongside the Horizon League and Indiana Sports Corporation.

Both the men's and women's Horizon League Semifinals (Mar. 9) and Championship games (Mar. 10) will be played at Indiana Farmers Coliseum as 2020 marks the first of a three-year rotation.



## NEWS, NOTES & STORYLINES (CONT.)

currently in Fort Wayne Mad Ants camp, vying for a spot in the G-League as a rookie. In addition, three-year starter Evan Hall also graduated on the inside, as did 7-foot-1 big man Ahmed Ismail.

The other key departure was second team All-Horizon League selection Camron Justice, who pursued a graduate transfer, and is now playing at Western Kentucky. The Jags also suffered two other defections at the start of the school year as local product Jack Hansen decided not to continue his college basketball career after appearing in 31 games last season.

The other came when highly touted freshman Calvin Temple opted to transfer to Louisiana at the start of the school year. Temple, a 6-foot-1 guard who was one of the top prep players from the state of Mississippi, practiced with the Jaguars during the summer before opting to transfer.

### LARGE CLASS

IUPUI entered the season with an eight-man junior class eligibility wise, tying for the eighth largest class in all of college basketball. Below are the lists of largest classes.

- 11 total: Navy (freshman class), Utah (freshman class)
- 10 total: Air Force (freshman class), TCU (freshman class)
- 9 total: Colorado (jr. class), CSU Bakersfield (jr. class), Middle Tenn. (jr. class)
- 8 total: Idaho (jr. class), IUPUI (jr. class)

### FAMILY TIES

-DePersia comes from a notable basketball family in the state of New Jersey and he and his brothers - twins Rob and Nick - are one of just four sets of siblings in NJ high school basketball history to have all scored 1,000 points in their high school careers. DePersia led his Haddonfield squad to back-to-back state titles his junior and senior seasons. His two brothers went on to play collegiately at Rowan University and were named the Albert Carino Boys Basketball Club of South Jersey Small College Players of the Year last April while playing for former Penn State standout Joe Crispin. Rob recently joined the Villanova program as a graduate assistant.

-Kemp's older brother is a WR with the Kansas City Chiefs, Marcus Kemp. Kemp played at the University of Hawaii and is now in his second season with the Chiefs, having joined the team as an undrafted free agent in 2017.

### GRADS

Two members of the IUPUI team have already completed their undergraduate work and are now pursuing Master's degrees. Grant Weatherford completed his undergraduate work last spring and is now pursuing a Master's degree and still has two years of eligibility ahead.

Colorado State-transfer Zo Tyson earned his degree this past summer and is now pursuing his Master's degree in Sports Journalism on the IUPUI campus.

### PRO NOTES

In addition to the success that former IUPUI Jaguar George Hill is continuing to have in his 12th NBA season, IUPUI presently has seven former players playing professionally all over the world.

- George Hill / Milwaukee Bucks (NBA)
- Darell Combs / Mgzavrebi (Georgia Superleague)
- Alex Young / Al Ahly (Egyptian Superleague)
- Ahmed Ismail / Al Ahly (Egyptian Superleague)
- D.J. McCall / Fort Wayne Mad Ants (G-League)
- Robert Glenn / H.Galilee (Israeli National League)
- Maurice Kirby / Shoot it Dragon (Thailand TBL)

### AT THE HORN

Winning games at the horn has been a staple of recent IUPUI squads. In the past five seasons, IUPUI has won five games in the closing seconds, including three as time expired:

- P.J. Boutte - 15' floater at the horn vs. Ball State (71-69 / Nov. 22, 2014)
- Marcellus Barksdale - layup at the horn at IPFW (84-82 / Jan. 23, 2016)
- Jordan Pickett - wing 3 with :02 vs. NDSU (73-72 / Jan. 31, 2016)
- Darell Combs - wing J with :01.5 vs. SDSU (85-83 / Jan. 18, 2017)
- Evan Hall - layup at the horn vs. Milwaukee (72-71 / Jan. 10, 2018)

### 21 UP

Last February, Hall of Famer Matt Crenshaw became just the 3rd player in school history to have his jersey retired, joining #34 Carlos Knox and #3 George Hill, in the rafters.

Crenshaw finished as the program's all-time leader in assists and hit the game-winning shot in the 2003 Mid-Continent Conference Tournament to send IUPUI to the NCAA Tournament. He later played overseas and returned to IUPUI as a longtime member of the coaching staff before joining the Ball State coaching staff just prior to the start of last season.

Hill was among those to attend the festivities.



### HUNTER TO THE HALL

Longtime IUPUI head coach Ron Hunter was inducted as part of the Jaguars' Hall of Fame Class of 2019 this past February.

Hunter, now the head coach at Tulane University, guided the IUPUI basketball program from 1994-2011 and is the program's all-time leader in wins (275), winning percentage (.557), games coached (494), winning seasons (11) and 20-win seasons (4). He guided IUPUI to its only ever NCAA Division I NCAA Tournament appearance in 2003. Led by future NBAer George Hill, his 2007-08 team won a school record 26 games and two years later, his team went 25-11 and collected the program's first-ever Division I postseason win. He was a two-time league Coach of the Year and clearly elevated the program during his tenure.

He earned national acclaim for his work with Samaritan's Feet as the first in the country to coach a game in his bare feet in January 2008 to raise awareness for those in need. He later personally delivered shoes to individuals in Peru and Costa Rica. He collected numerous honors for his philanthropic work including being named a 2008 ABC News Person of the Year, the 2010 Indiana Pathfinder Award recipient and an NABC Guardians of the Game Pillar Award for Service.



## UNIVERSITY QUICK FACTS

<b>Location</b>	Indianapolis, Ind.
<b>Founded</b>	1969
<b>Nickname</b>	Jaguars
<b>Colors</b>	Red, gold & black
<b>Enrollment</b>	30,000
<b>Affiliation</b>	NCAA Division I
<b>Conference</b>	The Horizon League
<b>Home Facility (Cap.)</b>	Indiana Farmers Coliseum (6,800)
<b>Chancellor</b>	Dr. Nasser Paydar
<b>Athletics Director</b>	Dr. Roderick Perry
<b>Website</b>	www.IUPUIJags.com
<b>Twitter</b>	@IUPUIJaguars
<b>Athletics Phone</b>	(317) 278-5247
<b>Mailing Address</b>	1000 Waterway Blvd. Indianapolis, IN 46202

## BASKETBALL HISTORY

<b>First Yr. of basketball</b>	1972
<b>Seasons of basketball</b>	48th
<b>Seasons of Division I basketball</b>	22nd
<b>Division I (1998-pres.) Record</b>	275-302 (.477)
<b>NCAA Appearances</b>	1
<b>Last NCAA Appearance</b>	2003
<b>Last Postseason Appearance</b>	2019 (CIT - First Round)

## UNIVERSITY NOTES

### ABOUT THE UNIVERSITY

IUPUI is a public research university located in downtown Indianapolis that is the result of a merger of the Purdue Indianapolis Extension Center (1946) and Indiana University Indianapolis (1916). The merger was completed in 1969 and athletics began in 1972.

The university offers more than 200 degree programs and boasts an enrollment over 30,000 (22,000 undergrad and 8,000 postgrad). The university also boasts an endowment of more than \$850 million.

The university is ranked among the Top 200 "National Universities" and ranked 7th for "Up and Coming Schools." U.S. News has ranked IUPUI among the nation's elite for 13 straight years.

All total, the campus covers 509 acres and is located along Indy's Cultural Trail.

IUPUI includes the nation's largest nursing school, the second largest medical school in the country, the only dental school in the state, and the country's oldest school of physical education. IUPUI is among the top 20 campuses in the nation for graduate professional degrees conferred

### ATHLETIC PROWESS

IUPUI was a primary beneficiary of the 1987 Pan-American Games in Indianapolis and continues to boast some world renowned facilities.

The IU Natatorium is located on the IUPUI campus and is among the best swimming & diving facilities in the world. It has hosted the U.S. Olympic Team Trials four different times and 12 NCAA National Championship meets. In addition, the 2017 World Juniors were held at IUPUI and 16 world records have been set in the Natatorium water.

Adjacent west is the Michael A. Carroll Track & Soccer Stadium which has hosted several USA Outdoor Track & Field Championships and NCAA Championships, along with the 1988 US Olympic Trials. Florence Griffith-Joyner set the 100m world record of 10.49 on the track.

In basketball circles, IUPUI is best known as the long-time host of the Nike All-American Camp, which was held on campus for two decades. The nation's top prep players and coaches from every level converged on campus for two weeks each summer in what was considered the elite college recruiting event of the year. Alum included LeBron James, Chris Webber, Allen Iverson, Kevin Garnett, Jason Kidd and Paul Pierce, among many others.

### GEORGE HILL

IUPUI's best known basketball alum is current NBAer George Hill, who is in his 12th year in the league this season. Hill was originally drafted by the San Antonio Spurs (1st rd., 26th overall) in 2008.

He's played for the Spurs (2008-11), Indiana Pacers (2011-16), Utah Jazz (2016-17), Sacramento Kings (2017-18), Cleveland Cavaliers (2018) and Milwaukee Bucks (2018-pres.). He's played in more than 700 regular season games, making nearly 450 career starts and averaging 11.2 points per game in his NBA career.

Entering this season, he's played in 117 career playoff games, starting 90 times and averaging 12.3 points per game.



# 2019-2020 MISCELLANEOUS STATISTICS

## IUPUI'S RECORD WHEN...

	'19-20 Overall	'19-20 Horizon	Under Rimm
Home:	3-1	0-0	3-1
Away:	1-6	0-0	1-6
Neutral:	0-2	0-0	0-2
Overtime:	0-0	0-0	0-0
Lead @ Halftime:	4-2	0-0	4-2
Trail @ Halftime:	0-7	0-0	0-7
Tied @ Halftime:	0-0	0-0	0-0
Leading w/ 5:00 left:	4-0	0-0	4-0
Trailing w/ 5:00 left:	0-8	0-0	0-8
Tied w/ 5:00 left:	0-1	0-0	0-1
Shooting 50% or better:	1-0	0-0	1-0
Shooting 40-50%:	2-4	0-0	2-4
Shooting less than 40%:	1-5	0-0	1-5
Opp. shoots 50% or better:	0-5	0-0	0-5
Opp. shoots 40-50%:	1-2	0-0	1-2
Opp. shoots less than 40%:	3-2	0-0	3-2
Shooting better % than opp.	3-0	0-0	3-0
Shooting worse % than opp.	1-9	0-0	1-9
Scoring less than 50:	0-1	0-0	0-1
Score 50-59 pts:	0-3	0-0	0-3
Score 60-69 pts:	0-3	0-0	0-3
Score 70-79 pts:	3-2	0-0	3-2
Score 80-89 pts:	1-0	0-0	1-0
Score 90+ pts:	0-0	0-0	0-0
Opp. scores less than 50:	0-0	0-0	0-0
Opp. scores 50-59 pts:	2-1	0-0	2-1
Opp. scores 60-69 pts:	2-0	0-0	2-0
Opp. scores 70-79 pts:	0-1	0-0	0-1
Opp. scores 80-89 pts:	0-4	0-0	0-4
Opp. scores 90+ pts:	0-3	0-0	0-3
Commit less TO than opp.	3-2	0-0	3-2
Commit more TO than opp.	1-7	0-0	1-7
Commit same TO as opp.	0-0	0-0	0-0
Outrebound opponent:	2-2	0-0	2-2
Outrebounded:	2-7	0-0	2-7
Rebounding is equal:	0-0	0-0	0-0
Bench outscores opp.:	1-0	0-0	1-0
Bench is outscored:	3-9	0-0	3-9
Bench scoring is equal:	0-0	0-0	0-0
Hit more FT than opp.:	3-1	0-0	3-1
Hit less FT than opp.:	1-8	0-0	1-8
Hit same FT as opp.:	0-0	0-0	0-0
Hit more 3's than opp.:	3-2	0-0	3-2
Hit less 3's than opp.:	1-5	0-0	1-5
Hit same 3's as opp.:	0-2	0-0	0-2
Decided by 5 pts or less:	0-2	0-0	0-2
Decided by 6-10 points:	1-2	0-0	1-2
Decided by 10+ points:	3-5	0-0	3-5
In home whites:	3-3	0-0	3-3
In road blacks:	1-5	0-0	1-5
In road reds:	0-1	0-0	0-1
7 in double-digits:	0-0	0-0	0-0
6 in double-digits:	0-0	0-0	0-0
5 in double-digits:	1-0	0-0	1-0
4 in double-digits:	0-1	0-0	0-1
3 in double-digits:	2-4	0-0	2-4
2 in double-digits:	1-2	0-0	1-2
1 in double-digits:	0-2	0-0	0-2
0 in double-digits:	0-0	0-0	0-0
On Mondays:	1-1	0-0	1-1
On Tuesdays:	1-1	0-0	1-1
On Wednesdays:	1-3	0-0	1-3
On Thursdays:	0-0	0-0	0-0
On Fridays:	0-1	0-0	0-1
On Saturdays:	1-3	0-0	1-3
On Sundays:	0-0	0-0	0-0
In November:	2-6	0-0	2-6
In December:	2-3	0-0	2-3
In January:	0-0	0-0	0-0
In February:	0-0	0-0	0-0
In March:	0-0	0-0	0-0

## CAREER DOUBLE-DIGIT PERFORMANCES/STARTS/DUNKS

Double-Digit Scoring Gms		
Name	Sea	Car
Minnett	10	38
Goss	5	15
Weatherford	4	11
Burk	10	10
Williams	4	4
Jackson Jr.	2	2

20+ Point Scoring Games		
Name	Sea	Car
Burk	7	7
Minnett	0	4
Weatherford	0	2

30+ Point Scoring Games		
Name	Sea	Car
Burk	1	1

Double-Digit Reb. Games		
Name	Sea	Car
Goss	5	13

Double-Doubles		
Name	Sea	Car
Goss	3	6

Games Started		
Name	Sea	Car
Burk	13	13
DePersia	6	6
Goss	10	35
Minnett	13	18
Tyson	8	8
Weatherford	7	40
Williams	8	8

Dunks		
Name	Sea	Car
Burk	1	1
Goss	11	52
Jackson Jr.	1	1
Kemp	0	1
Kenyon	2	4
Tyson	5	5
Weatherford	0	1
Williams	1	1

## TIMES LEADING THE TEAM IN...

Points		
Name	Sea	Car
Minnett	3	13
Burk	9	9
Weatherford	2	3
Goss	0	1

Rebounds		
Name	Sea	Car
Goss	10	26
Weatherford	1	3
Burk	2	2
Tyson	2	2
Minnett	1	1
Williams	1	1

Assists		
Name	Sea	Car
Weatherford	6	19
Minnett	4	16
DePersia	5	5
Goss	0	2
Burk	1	1
Tyson	1	1
Williams	1	1

Steals		
Name	Sea	Car
Weatherford	4	14
Minnett	4	13
Goss	2	10
Burk	3	3
DePersia	2	2
Kemp	1	1
Tyson	1	1

Blocked Shots		
Name	Sea	Car
Goss	7	23
Minnett	1	4
Tyson	4	4
Williams	2	2
Burk	1	1
Jackson Jr.	1	1
Stoltz	1	1
Weatherford	1	1
White	1	1

## SPECIALTY STATS

PP = Points in the Paint; POT = Points off Turnover; 2nd = 2nd Chance Points; BP = Bench Points

Opponent	Result	PP	POT	2nd	BP	Largest Lead	Largest Deficit	Lead Changes	Ties
#Tiffin	W, 81-77	38/34	12/32	2/10	12/28	11	4	20	12
at Butler	L, 47-80	22/50	7/19	15/11	8/15	0	33	0	0
at Bradley	L, 56-90	20/42	4/18	5/18	10/17	0	38	0	0
Anderson	W, 72-55	36/30	19/23	8/4	19/14	28	0	0	0
at South Florida	W, 70-53	26/20	27/15	7/10	12/15	19	7	22	9
at Loyola	L, 62-85	22/36	17/20	9/4	12/17	3	30	4	4
vs. Loyola (Md.)	L, 77-81	34/26	21/26	8/6	14/22	8	9	4	5
vs. Southern	L, 77-83	32/38	8/16	13/10	19/45	10	7	4	2
Evansville	L, 64-70	30/34	8/8	10/14	19/38	12	8	11	8
at Morehead State	L, 51-56	22/34	9/12	5/10	9/17	6	12	3	0
at Ball State	L, 54-102	20/26	2/20	16/21	7/33	2	48	1	1
IU South Bend	W, 80-60	30/40	20/20	22/9	14/26	24	0	0	0
Purdue Fort Wayne	W, 74-65	28/26	14/5	4/15	7/23	14	0	0	0
at Fresno State	L, 64-95	20/30	12/23	10/29	17/36	2	36	3	1
*Youngstown State									
*Cleveland State									
*at Milwaukee									
*at Green Bay									
*Wright State									
*Northern Kentucky									
*UIC									
*at Detroit Mercy									
*at Oakland									
*at Cleveland State									
*at Youngstown State									
*Green Bay									
*Milwaukee									
*at Northern Kentucky									
*at Wright State									
*at UIC									
*Oakland									
*Detroit Mercy									
*at HL 1st Rd.									
*at HL Quarters									
*at HL Semis									
*at HL Finals									
Totals		342/432	168/225	132/161	167/318			52	30
Averages		26.3/33.2	12.9/17.3	10.2/12.4	12.8/24.5			4.0	2.3

## WIN/LOSS MARGINS

Wins									1						3		
Margin	1	2	3	4	5	6	7	8	9	10	11-15	16-20	21-29	30+			
Losses				1	1	2								1		4	

# 2019-2020 IUPUI STATISTICS

## IUPUI Basketball IUPUI Combined Team Statistics (as of Dec 21, 2019) All games



RECORD:	OVERALL	HOME	AWAY	NEUTRAL
ALL GAMES	4-9	3-1	1-6	0-2
CONFERENCE	0-0	0-0	0-0	0-0
NON-CONFERENCE	4-9	3-1	1-6	0-2

##	Player	gp-gs	min	avg	Total		3-Point		F-Throw		Rebounds				pf	dq	a	to	blk	stl	pts	avg
					fg-fga	fg%	3fg-fga	3fg%	ft-fa	ft%	off	def	tot	avg								
14	BURK, Marcus	13-13	411	31.6	91-211	.431	41-95	.432	19-25	.760	6	33	39	3.0	37	1	20	28	1	19	242	18.6
00	MINNETT, Jaylen	13-13	431	33.2	59-166	.355	38-108	.352	19-26	.731	6	46	52	4.0	17	0	37	26	2	16	175	13.5
13	WILLIAMS, Isaiah	13-8	299	23.0	38-87	.437	2-5	.400	29-57	.509	25	37	62	4.8	39	2	14	30	5	6	107	8.2
32	GOSS, Elijah	13-10	327	25.2	43-92	.467	0-1	.000	17-32	.531	41	81	122	9.4	29	0	8	29	13	6	103	7.9
23	WEATHERFORD, Gra	13-7	414	31.8	33-66	.500	9-20	.450	18-29	.621	15	38	53	4.1	26	0	34	30	1	20	93	7.2
02	JACKSON JR., Jamil	10-0	130	13.0	14-50	.280	6-25	.240	11-16	.688	2	10	12	1.2	8	0	4	9	1	2	45	4.5
30	TYSON, Zo	13-8	194	14.9	16-28	.571	0-0	.000	6-10	.600	12	26	38	2.9	36	0	7	12	7	5	38	2.9
11	KENYON, Brandon	7-0	44	6.3	5-12	.417	1-5	.200	4-5	.800	2	8	10	1.4	10	0	0	1	0	2	15	2.1
10	DePERSIA, Mike	13-6	302	23.2	10-38	.263	0-16	.000	6-14	.429	8	17	25	1.9	25	0	24	21	0	14	26	2.0
01	KEMP, Jakoby	4-0	19	4.8	2-10	.200	0-1	.000	0-0	.000	2	3	5	1.3	2	0	0	2	0	1	4	1.0
15	WHITE, Taveion	7-0	14	2.0	0-1	.000	0-0	.000	0-0	.000	2	0	2	0.3	3	0	0	1	1	1	0	0.0
20	STOLTZ, Sawyer	4-0	8	2.0	0-1	.000	0-0	.000	0-0	.000	0	2	2	0.5	0	0	0	2	1	0	0	0.0
12	TAYLOR, Marlon	5-0	7	1.4	0-1	.000	0-0	.000	0-0	.000	0	1	1	0.2	0	0	0	1	0	1	0	0.0
Team											24	17	41				8					
Total.....		13	2600		311-763	.408	97-276	.351	129-214	.603	145	319	464	35.7	232	3	148	200	32	93	848	65.2
Opponents.....		13	2600		361-791	.456	108-328	.329	145-205	.707	146	351	497	38.2	210	2	199	174	54	101	975	75.0

TEAM STATISTICS	IUPUI	OPP
SCORING	848	975
Points per game	65.2	75.0
Scoring margin	-9.8	-
FIELD GOALS-ATT	311-763	361-791
Field goal pct	.408	.456
3 POINT FG-ATT	97-276	108-328
3-point FG pct	.351	.329
3-pt FG made per game	7.5	8.3
FREE THROWS-ATT	129-214	145-205
Free throw pct	.603	.707
F-Throws made per game	9.9	11.2
REBOUNDS	464	497
Rebounds per game	35.7	38.2
Rebounding margin	-2.5	-
ASSISTS	148	199
Assists per game	11.4	15.3
TURNOVERS	200	174
Turnovers per game	15.4	13.4
Turnover margin	-2.0	-
Assist/turnover ratio	0.7	1.1
STEALS	93	101
Steals per game	7.2	7.8
BLOCKS	32	54
Blocks per game	2.5	4.2
ATTENDANCE	4893	29828
Home games-Avg/Game	4-1223	7-4201
Neutral site-Avg/Game	-	2-210

Date	Opponent	Score	Att.
11/06/19	at Butler	L 47-80	7706
11/09/19	at Bradley	L 56-90	5518
11/11/19	ANDERSON (IN)	w 72-55	1051
^ 11/13/19	at South Fla.	w 70-53	2474
^ 11/20/19	at Loyola Chicago	L 62-85	2402
^ 11/25/19	vs Loyola Maryland	L 77-81	269
^ 11/26/19	vs Southern U.	L 77-83	152
11/30/19	EVANSVILLE	L 64-70	1659
12/04/19	at Morehead State	L 51-56	1776
12/07/19	at Ball St.	L 54-102	4733
12/10/19	IND.-SOUTH BEND	w 80-60	1085
12/14/19	PURDUE FORT WAYNE	w 74-65	1098
12/20/19	at Fresno State	L 64-95	4798

^ = Cayman Islands Classic

\* = Horizon League game

Score by Periods	1st	2nd	Totals
IUPUI	429	419	848
Opponents	459	516	975

# 2018-2019 IUPUI HORIZON LEAGUE ONLY STATISTICS

## IUPUI Basketball IUPUI Combined Team Statistics (as of Mar 04, 2019) Conference games only



RECORD:	OVERALL	HOME	AWAY	NEUTRAL
ALL GAMES	8-10	6-3	2-7	0-0
CONFERENCE	8-10	6-3	2-7	0-0
NON-CONFERENCE	0-0	0-0	0-0	0-0

#	Player	gp-gs	min	avg	Total		3-Point		F-Throw		Rebounds				pf	dq	a	to	blk	stl	pts	avg
					fg-fga	fg%	3fg-fga	3fg%	ft-fa	ft%	off	def	tot	avg								
05	JUSTICE, Camron	18-18	610	33.9	100-249	.402	50-143	.350	62-76	.816	7	51	58	3.2	39	0	57	50	1	27	312	17.3
00	MINNETT, Jaylen	18-0	434	24.1	70-199	.352	44-136	.324	38-44	.864	6	30	36	2.0	29	0	37	29	2	14	222	12.3
24	HALL, Evan	18-18	477	26.5	87-162	.537	0-1	.000	12-40	.300	41	69	110	6.1	39	1	38	29	22	13	186	10.3
22	McCALL, D.J.	18-18	528	29.3	55-122	.451	6-18	.333	43-61	.705	42	74	116	6.4	41	2	35	34	4	25	159	8.8
15	ISMAIL, Ahmed	18-6	354	19.7	62-98	.633	3-4	.750	30-44	.682	47	53	100	5.6	48	3	16	26	9	2	157	8.7
32	GOSS, Elyjah	16-12	352	22.0	35-71	.493	2-10	.200	23-33	.697	32	62	94	5.9	31	0	11	18	13	10	95	5.9
23	WEATHERFORD, Gra	18-18	472	26.2	34-74	.459	8-16	.500	19-27	.704	15	32	47	2.6	47	2	45	32	2	22	95	5.3
10	ROGERS, Nick	17-0	250	14.7	27-54	.500	11-29	.379	15-22	.682	6	14	20	1.2	20	0	23	21	0	15	80	4.7
04	HANSEN, Jack	16-0	113	7.1	11-35	.314	2-12	.167	12-13	.923	8	10	18	1.1	8	0	3	4	0	4	36	2.3
02	KEMP, Jakoby	2-0	6	3.0	1-1	1.000	0-0	.000	0-2	.000	4	0	4	2.0	2	0	0	1	0	0	2	1.0
11	KENYON, Brandon	1-0	1	1.0	0-1	.000	0-1	.000	0-0	.000	0	0	0	0.0	0	0	0	0	0	0	0	0.0
55	ALSTON, Daniel	1-0	1	1.0	0-0	.000	0-0	.000	0-0	.000	0	1	1	1.0	0	0	0	1	0	0	0	0.0
25	JOHNSON, Trevor	2-0	3	1.5	0-1	.000	0-0	.000	0-0	.000	0	0	0	0.0	0	0	0	1	0	0	0	0.0
Team											40	23	63		1		10					
Total.....		18	3601		482-1067	.452	126-370	.341	254-362	.702	248	419	667	37.1	305	8	265	256	53	132	1344	74.7
Opponents.....		18	3601		471-1022	.461	169-430	.393	226-314	.720	166	385	551	30.6	333	9	270	244	80	135	1337	74.3

TEAM STATISTICS	IUPUI	OPP
SCORING	1344	1337
Points per game	74.7	74.3
Scoring margin	+0.4	-
FIELD GOALS-ATT	482-1067	471-1022
Field goal pct	.452	.461
3 POINT FG-ATT	126-370	169-430
3-point FG pct	.341	.393
3-pt FG made per game	7.0	9.4
FREE THROWS-ATT	254-362	226-314
Free throw pct	.702	.720
F-Throws made per game	14.1	12.6
REBOUNDS	667	551
Rebounds per game	37.1	30.6
Rebounding margin	+6.4	-
ASSISTS	265	270
Assists per game	14.7	15.0
TURNOVERS	256	244
Turnovers per game	14.2	13.6
Turnover margin	-0.7	-
Assist/turnover ratio	1.0	1.1
STEALS	132	135
Steals per game	7.3	7.5
BLOCKS	53	80
Blocks per game	2.9	4.4
ATTENDANCE	12104	22192
Home games-Avg/Game	9-1345	9-2466
Neutral site-Avg/Game	-	0-0

Date	Opponent		Score	Att.
* 12/28/18	at Northern Ky.	L	77-92	3303
* 12/30/18	at Wright State	L	64-72	3795
* 01/04/19	at UIC	W	66-64	2077
* 01/10/19	CLEVELAND ST.	W	90-74	1191
* 01/12/19	YOUNGSTOWN ST.	L	76-82	890
* 01/17/19	at Green Bay	W	76-70	2655
* 01/19/19	at Milwaukee	L	57-64	1613
* 01/24/19	OAKLAND	W	73-71	2285
* 01/26/19	DETROIT MERCY	W	80-65	1482
* 02/01/19	NORTHERN KY.	W	83-77	1169
* 02/03/19	WRIGHT ST.	L	74-79	1112
* 02/09/19	UIC	L	75-76	1141
* 02/14/19	at Youngstown State	L	73-75	1697
* 02/16/19	at Cleveland State	L	86-89	1567
* 02/22/19	MILWAUKEE	W	67-60	1405
* 02/24/19	GREEN BAY	W	79-68	1429
* 02/28/19	at Detroit Mercy	L	85-87	1786
* 03/02/19	at OAKLAND	L	63-72	3699

\$ = Fort Myers Tip-Off (campus sites)  
& - Fort Myers Tip-Off (Niagara, N.Y.)  
\* = Horizon League game

Score by Periods	1st	2nd	Totals
IUPUI	608	736	1344
Opponents	644	693	1337



# 2019-2020 STATISTICAL SPLITS

## Wins (4 total)

#	Player	gp-gs	min	avg	Total		3-Point		F-Throw		Rebounds				pf	dq	a	to	blk	stl	pts	avg
					fg-fga	fg%	3fg-fga	3fg%	ft-fa	ft%	off	def	tot	avg								
14	BURK, Marcus	4-4	132	33.0	34-67	.507	16-32	.500	10-11	.909	2	14	16	4.0	8	0	11	10	0	8	94	23.5
00	MINNETT, Jaylen	4-4	134	33.5	21-56	.375	16-40	.400	8-9	.889	1	14	15	3.8	5	0	17	12	1	7	66	16.5
32	GOSS, Elijah	4-2	99	24.8	16-30	.533	0-0	.000	7-11	.636	13	33	46	11.5	9	0	4	9	7	2	39	9.8
13	WILLIAMS, Isaiah	4-4	91	22.8	12-26	.462	1-2	.500	7-13	.538	8	8	16	4.0	12	0	3	6	3	2	32	8.0
23	WEATHERFORD, Gra	4-2	129	32.2	10-16	.625	1-4	.250	8-11	.727	6	17	23	5.8	6	0	14	9	0	11	29	7.3
02	JACKSON JR., Jamil	4-0	57	14.3	7-28	.250	2-12	.167	3-4	.750	2	5	7	1.8	2	0	3	2	1	2	19	4.8
10	DePERSIA, Mike	4-2	94	23.5	5-14	.357	0-6	.000	1-3	.333	4	8	12	3.0	8	0	5	11	0	7	11	2.8
11	KENYON, Brandon	1-0	9	9.0	1-3	.333	0-1	.000	0-0	.000	1	3	4	4.0	3	0	0	1	0	0	2	2.0
30	TYSON, Zo	4-2	35	8.8	2-6	.333	0-0	.000	0-0	.000	2	7	9	2.3	7	0	0	3	2	2	4	1.0
01	KEMP, Jakoby	1-0	2	2.0	0-1	.000	0-1	.000	0-0	.000	0	0	0	0.0	0	0	0	0	0	0	0	0.0
20	STOLTZ, Sawyer	1-0	4	4.0	0-0	.000	0-0	.000	0-0	.000	0	2	2	2.0	0	0	0	2	1	0	0	0.0
12	TAYLOR, Marlon	2-0	5	2.5	0-1	.000	0-0	.000	0-0	.000	0	1	1	0.5	0	0	0	1	0	1	0	0.0
15	WHITE, Taveion	2-0	9	4.5	0-1	.000	0-0	.000	0-0	.000	2	0	2	1.0	2	0	0	1	1	1	0	0.0
Team											11	7	18					6				
Total.....		4	800		108-249	.434	36-98	.367	44-62	.710	52	119	171	42.8	62	0	57	73	16	43	296	74.0
Opponents.....		4	800		94-254	.370	25-107	.234	20-40	.500	54	96	150	37.5	63	1	40	76	20	42	233	58.2

## Losses (9 total)

#	Player	gp-gs	min	avg	Total		3-Point		F-Throw		Rebounds				pf	dq	a	to	blk	stl	pts	avg
					fg-fga	fg%	3fg-fga	3fg%	ft-fa	ft%	off	def	tot	avg								
14	BURK, Marcus	9-9	279	31.0	57-144	.396	25-63	.397	9-14	.643	4	19	23	2.6	29	1	9	18	1	11	148	16.4
00	MINNETT, Jaylen	9-9	297	33.0	38-110	.345	22-68	.324	11-17	.647	5	32	37	4.1	12	0	20	14	1	9	109	12.1
13	WILLIAMS, Isaiah	9-4	208	23.1	26-61	.426	1-3	.333	22-44	.500	17	29	46	5.1	27	2	11	24	2	4	75	8.3
23	WEATHERFORD, Gra	9-5	285	31.7	23-50	.460	8-16	.500	10-18	.556	9	21	30	3.3	20	0	20	21	1	9	64	7.1
32	GOSS, Elijah	9-8	228	25.3	27-62	.435	0-1	.000	10-21	.476	28	48	76	8.4	20	0	4	20	6	4	64	7.1
02	JACKSON JR., Jamil	6-0	73	12.2	7-22	.318	4-13	.308	8-12	.667	0	5	5	0.8	6	0	1	7	0	0	26	4.3
30	TYSON, Zo	9-6	159	17.7	14-22	.636	0-0	.000	6-10	.600	10	19	29	3.2	29	0	7	9	5	3	34	3.8
11	KENYON, Brandon	6-0	35	5.8	4-9	.444	1-4	.250	4-5	.800	1	5	6	1.0	7	0	0	0	0	2	13	2.2
10	DePERSIA, Mike	9-4	208	23.1	5-24	.208	0-10	.000	5-11	.455	4	9	13	1.4	17	0	19	10	0	7	15	1.7
01	KEMP, Jakoby	3-0	17	5.7	2-9	.222	0-0	.000	0-0	.000	2	3	5	1.7	2	0	0	2	0	1	4	1.3
15	WHITE, Taveion	5-0	5	1.0	0-0	.000	0-0	.000	0-0	.000	0	0	0	0.0	1	0	0	0	0	0	0	0.0
20	STOLTZ, Sawyer	3-0	4	1.3	0-1	.000	0-0	.000	0-0	.000	0	0	0	0.0	0	0	0	0	0	0	0	0.0
12	TAYLOR, Marlon	3-0	2	0.7	0-0	.000	0-0	.000	0-0	.000	0	0	0	0.0	0	0	0	0	0	0	0	0.0
Team											13	10	23					2				
Total.....		9	1800		203-514	.395	61-178	.343	85-152	.559	93	200	293	32.6	170	3	91	127	16	50	552	61.3
Opponents.....		9	1800		267-537	.497	83-221	.376	125-165	.758	92	255	347	38.6	147	1	159	98	34	59	742	82.4

## Home (3-1)

#	Player	gp-gs	min	avg	Total		3-Point		F-Throw		Rebounds				pf	dq	a	to	blk	stl	pts	avg
					fg-fga	fg%	3fg-fga	3fg%	ft-fa	ft%	off	def	tot	avg								
14	BURK, Marcus	4-4	131	32.8	31-72	.431	14-33	.424	10-13	.769	0	7	7	1.8	9	0	12	7	1	7	86	21.5
00	MINNETT, Jaylen	4-4	136	34.0	22-59	.373	15-42	.357	8-10	.800	0	16	16	4.0	8	0	14	8	1	3	67	16.8
32	GOSS, Elijah	4-3	106	26.5	19-35	.543	0-0	.000	6-11	.545	14	37	51	12.8	10	0	2	9	6	3	44	11.0
13	WILLIAMS, Isaiah	4-3	97	24.3	14-27	.519	0-1	.000	10-19	.526	9	13	22	5.5	12	0	6	7	3	2	38	9.5
23	WEATHERFORD, Gra	4-2	126	31.5	9-18	.500	1-4	.250	8-11	.727	9	17	26	6.5	7	0	14	9	0	10	27	6.8
02	JACKSON JR., Jamil	3-0	48	16.0	6-24	.250	1-9	.111	3-4	.750	2	5	7	2.3	0	0	3	0	1	2	16	5.3
10	DePERSIA, Mike	4-2	84	21.0	3-13	.231	0-6	.000	2-5	.400	2	7	9	2.3	6	0	3	8	0	5	8	2.0
11	KENYON, Brandon	1-0	9	9.0	1-3	.333	0-1	.000	0-0	.000	1	3	4	4.0	3	0	0	1	0	0	2	2.0
30	TYSON, Zo	4-2	42	10.5	1-4	.250	0-0	.000	0-0	.000	3	8	11	2.8	6	0	1	2	2	1	2	0.5
01	KEMP, Jakoby	1-0	2	2.0	0-1	.000	0-1	.000	0-0	.000	0	0	0	0.0	0	0	0	0	0	0	0	0.0
20	STOLTZ, Sawyer	1-0	4	4.0	0-0	.000	0-0	.000	0-0	.000	0	2	2	2.0	0	0	0	2	1	0	0	0.0
12	TAYLOR, Marlon	2-0	5	2.5	0-1	.000	0-0	.000	0-0	.000	0	1	1	0.5	0	0	0	1	0	1	0	0.0
15	WHITE, Taveion	2-0	10	5.0	0-1	.000	0-0	.000	0-0	.000	2	0	2	1.0	2	0	0	1	1	1	0	0.0
Team											11	10	21					3				
Total.....		4	800		106-258	.411	31-97	.320	47-73	.644	53	126	179	44.8	63	0	55	58	16	35	290	72.5
Opponents.....		4	800		99-263	.376	25-107	.234	27-41	.659	48	111	159	39.8	69	1	43	61	21	33	250	62.5

## Road/Neutral (1-8)

Road/Neutral (1-8)					Total		3-Point		F-Throw		Rebounds												
#	Player	gp-gs	min	avg	fg-fga	fg%	3fg-fga	3fg%	ft-fa	ft%	off	def	tot	avg	pf	dq	a	to	blk	stl	pts	avg	
14	BURK, Marcus	9-9	280	31.1	60-139	.432	27-62	.435	9-12	.750	6	26	32	3.6	28	1	8	21	0	12	156	17.3	
00	MINNETT, Jaylen	9-9	295	32.8	37-107	.346	23-66	.348	11-16	.688	6	30	36	4.0	9	0	23	18	1	13	108	12.0	
13	WILLIAMS, Isaiah	9-5	202	22.4	24-60	.400	2-4	.500	19-38	.500	16	24	40	4.4	27	2	8	23	2	4	69	7.7	
23	WEATHERFORD, Gra	9-5	288	32.0	24-48	.500	8-16	.500	10-18	.556	6	21	27	3.0	19	0	20	21	1	10	66	7.3	
32	GOSS, Elijah	9-7	221	24.6	24-57	.421	0-1	.000	11-21	.524	27	44	71	7.9	19	0	6	20	7	3	59	6.6	
02	JACKSON JR., Jamil	7-0	82	11.7	8-26	.308	5-16	.313	8-12	.667	0	5	5	0.7	8	0	1	9	0	0	29	4.1	
30	TYSON, Zo	9-6	152	16.9	15-24	.625	0-0	.000	6-10	.600	9	18	27	3.0	30	0	6	10	5	4	36	4.0	
11	KENYON, Brandon	6-0	35	5.8	4-9	.444	1-4	.250	4-5	.800	1	5	6	1.0	7	0	0	0	0	2	13	2.2	
10	DePERSIA, Mike	9-4	218	24.2	7-25	.280	0-10	.000	4-9	.444	6	10	16	1.8	19	0	21	13	0	9	18	2.0	
01	KEMP, Jakobý	3-0	17	5.7	2-9	.222	0-0	.000	0-0	.000	2	3	5	1.7	2	0	0	2	0	1	4	1.3	
15	WHITE, Taveion	5-0	4	0.8	0-0	.000	0-0	.000	0-0	.000	0	0	0	0.0	1	0	0	0	0	0	0	0.0	
20	STOLTZ, Sawyer	3-0	4	1.3	0-1	.000	0-0	.000	0-0	.000	0	0	0	0.0	0	0	0	0	0	0	0	0.0	
12	TAYLOR, Marlon	3-0	2	0.7	0-0	.000	0-0	.000	0-0	.000	0	0	0	0.0	0	0	0	0	0	0	0	0.0	
Team											13	7	20				5						
Total.....		9	1800		205-505	.406	66-179	.369	82-141	.582	92	193	285	31.7	169	3	93	142	16	58	558	62.0	
Opponents.....		9	1800		262-528	.496	83-221	.376	118-164	.720	98	240	338	37.6	141	1	156	113	33	68	725	80.6	

## 2019-2020 INDIVIDUAL SUPERLATIVES

	<b>IUPUI</b>	<b>Opponent</b>
<b>Points</b>	32- Burk vs. Loyola (Md.) (11/25/19)	26- Sean McDermott at Butler (11/6/19)
<b>Field Goals Made</b>	12- Burk vs. Loyola (Md.) (11/25/19)	10- twice
<b>Field Goals Attempted</b>	21- three times	17- twice
<b>Highest FG Pct. (min. 5 made)</b>	.714 (10-14)- Burk at South Florida (11/13/19)	.909 (10-11)- Sean McDermott at Butler (11/6/19)
<b>3-Pt Field Goals Made</b>	7- Burk vs. Loyola (Md.) (11/25/19)	6- New Williams at Fresno State (12/20/19)
<b>3-Pt Field Goals Attempted</b>	14- Burk vs. Southern (11/26/19)	11- twice
<b>3-Pt FG Pct. (min. 3 made)</b>	1.000 (5-5)- Weatherford at Fresno State (12/20/19)	1.000 (3-3)- Lamarcus Lee vs. Southern (11/26/19)
<b>Free Throws Made</b>	5- five times	8- twice
<b>Free Throws Attempted</b>	10- Williams vs. Evansville (11/30/19)	8- twice
<b>Free Throw Pct. (min. 5 made)</b>	.833 (5-6)- three times	1.000 (8-8)- twice
<b>Offensive Rebounds</b>	7- twice	6- Orlando Robinson at Fresno State (12/20/19)
<b>Defensive Rebounds</b>	15- Goss at Morehead St. (12/4/19)	11- twice
<b>Total Rebounds</b>	21- Goss vs. IU South Bend (12/10/19)	15- twice
<b>Assists</b>	7- Minnett at South Florida (11/13/19)	10- Darrell Brown at Bradley (11/9/19)
<b>Turnovers</b>	6- Minnett vs. Loyola (Md.) (11/25/19)	5- four times
<b>Blocked Shots</b>	4- Goss vs. IU South Bend (12/10/19)	6- Tahjai Teague at Ball St. (12/7/19)
<b>Steals</b>	5- Weatherford vs. Purdue Fort Wayne (12/14/19)	7- Laquincy Rideau at South Florida (11/13/19)
<b>Minutes Played (regulation game)</b>	38- four times	40-Aaron Thompson at Butler (11/6/19)
<b>Minutes Played (OT game)</b>		

## 2019-2020 TEAM SUPERLATIVES

<b>IUPUI High</b>	<b>IUPUI Low</b>	<b>Statistical Category</b>	<b>Opponent High</b>	<b>Opponent Low</b>
80 - IU South Bend (12/10)	47 - at Butler (11/6)	<b>Points</b>	102 - at Ball St. (12/7/19)	53 - at South Florida (11/13)
49 - Anderson (11/11)	12 - at Morehead St. (12/4)	<b>1st Half Points</b>	52 - at Fresno St. (12/20)	22 - IU South Bend (12/10)
41 - Loyola (Md.) (11/25)	21 - at Butler (11/6)	<b>2nd Half Points</b>	62 - at Ball St. (12/7/19)	17 - at South Florida (11/13)
29 - twice	19 - twice	<b>Field Goals</b>	35 - at Butler (11/6)	20 - at South Florida (11/13)
74 - IU South Bend (12/10)	49 - at South Florida (11/13)	<b>Field Goal Attempts</b>	71 - at Fresno St. (12/20)	44 - at Loyola (11/20)
.510 - at South Florida (11/13)	.302 - at Ball St. (12/7/19)	<b>FG Percentage</b>	.614 - at Loyola (11/20)	.324 - Anderson (11/11)
10 - three times	3 - at Butler (11/6)	<b>3-Point Field Goals</b>	15 - twice	4 - twice
27 - IU South Bend (12/10)	14 - at Ball St. (12/7/19)	<b>3-Point Field Goal Att.</b>	39 - at Fresno St. (12/20)	14 - at Butler (11/6)
.526 - at South Florida (11/13)	.143 - at Butler (11/6)	<b>3-Point FG Percentage</b>	.563 - at Loyola (11/20)	.167 - Anderson (11/11)
16 - vs. Southern (11/26)	2 - at Butler (11/6)	<b>Free Throws</b>	23 - at Ball St. (12/7/19)	2 - IU South Bend (12/10)
24 - twice	8 - at Butler (11/6)	<b>Free Throw Attempts</b>	29 - at Ball St. (12/7/19)	3 - IU South Bend (12/10)
.875 - vs. Purdue FW (12/14)	.250 - at Butler (11/6)	<b>Free Throw Percentage</b>	.941 - at Fresno St. (12/20)	.429 - vs. Purdue FW (12/14)
22 - IU South Bend (12/10)	6 - vs. Purdue FW (12/14)	<b>Offensive Rebounds</b>	19 - at Fresno St. (12/20)	2 - at Loyola (11/20)
42 - Anderson (11/11)	16 - at Loyola (11/20)	<b>Defensive Rebounds</b>	35 - at Morehead St. (12/4)	17 - at South Florida (11/13)
58 - Anderson (11/11)	27 - at Fresno St. (12/20)	<b>Total Rebounds</b>	46 - three times	25 - at Loyola (11/20)
23 - twice	10 - IU South Bend (12/10)	<b>Fouls</b>	21 - vs. Southern (11/26)	12 - at Morehead St. (12/4)
16 - twice	2 - at Ball St. (12/7/19)	<b>Assists</b>	21 - twice	8 - twice
23 - Anderson (11/11)	7 - vs. Evansville (11/30)	<b>Turnovers</b>	25 - IU South Bend (12/10)	7 - at Bradley (11/9)
8 - IU South Bend (12/10)	0 - three times	<b>Blocked Shots</b>	8 - twice	1 - twice
13 - IU South Bend (12/10)	2 - vs. Evansville (11/30)	<b>Steals</b>	14 - IU South Bend (12/10)	2 - vs. Southern (11/26)

## 2019-2020 GAME-BY-GAME LEADERS / STARTING FIVES

<b>Opponent</b>	<b>Starting 5 (alphabetically)</b>	<b>Points</b>	<b>Rebounds</b>	<b>Assists</b>	<b>Blocks</b>	<b>Steals</b>
#Tiffin	Burk-Goss-Minnett-Weatherford-Williams	Burk (31)	Goss (11)	Burk/Minnett (4)	Goss (4)	Burk (6)
at Butler	Burk-Goss-Minnett-Weatherford-Williams	Burk (17)	4 tied w/ (5)	DePersia/Tyson (2)	3 tied w/ (1)	Tyson (3)
at Bradley	Burk-Goss-Minnett-Weatherford-Williams	Minnett (17)	Goss (8)	Weatherford (4)	Goss (2)	Burk (2)
Anderson	Burk-DePersia-Minnett-Tyson-Williams	Burk (25)	Goss (10)	Weatherford (4)	3 tied w/ (1)	Burk (4)
at South Fla.	Burk-DePersia-Minnett-Tyson-Williams	Burk (26)	Burk (9)	Minnett (7)	Goss (1)	Minnett (4)
at Loyola (Ill.)	Burk-DePersia-Minnett-Tyson-Williams	Burk (23)	Goss (5)	DePersia (4)	none	DePersia (3)
vs. Loyola (Md.)	Burk-DePersia-Goss-Minnett-Tyson	Burk (32)	Goss (13)	Williams (5)	none	Minnett (3)
vs. Southern	Burk-DePersia-Goss-Minnett-Tyson	Burk (27)	Tyson/Williams (6)	Weatherford (4)	Tyson (3)	Weatherford (3)
Evansville	Burk-DePersia-Goss-Minnett-Tyson	Burk/Minnett (18)	Goss (9)	Minnett (4)	Burk (1)	Goss/Weatherford (1)
at Morehead St.	Burk-Goss-Minnett-Tyson-Weatherford	Weatherford (17)	Goss (17)	DePersia/Minnett (3)	Goss/Williams (2)	Minnett (3)
at Ball St.	Burk-Goss-Minnett-Tyson-Weatherford	Minnett (17)	Goss (9)	DePersia/Weatherford (1)	none	4 tied w/ (1)
IU South Bend	Burk-Goss-Minnett-Weatherford-Williams	Burk (21)	Goss (21)	3 tied w/ (3)	Goss (4)	DePersia (3)
Purdue Fort Wayne	Burk-Goss-Minnett-Weatherford-Williams	Burk (22)	Goss (11)	Weatherford (6)	4 tied w/ (1)	Weatherford (5)
at Fresno St.	Burk-Goss-Minnett-Weatherford-Williams	Weatherford (16)	Goss (7)	DePersia (3)	Tyson/Weatherford (1)	Weatherford (2)
*Youngstown St.						
*Cleveland St.						
*at Milwaukee						
*at Green Bay						
*Wright St.						
*Northern Kentucky						
*UIC						
*at Detroit Mercy						
*at Oakland						
*at Cleveland St.						
*at Youngstown St.						
*Green Bay						
*Milwaukee						
*at Northern Kentucky						
*at Wright St.						
*at UIC						
*Oakland						
*Detroit Mercy						
HL 1st Rd.						
HL 2nd Rd.						
HL Semis						
HL Finals						

## 2019-2020 COMPARISON STATISTICS

Opponent	1st	2nd	Score	Mar	Total FG	FG Pct	3-Pointers	3FG Pct	Free Throws	FT Pct	Rebounds	Assist	T/Over	Block	Steal	Fouls
Butler	26/36	21/44	47-80	(33)	21-57/35-59	.368/.593	3-21/6-14	.143/.429	2-8/4-9	.250/.444	30/36 (6)	7/21	14/9	3/4	5/6	14/13
Bradley	23/47	33/43	56-90	(34)	19-54/32-67	.352/.478	7-24/9-27	.292/.333	11-17/17-22	.647/.773	30/46 (16)	10/19	15/7	2/2	4/4	18/15
ANDERSON (IN)	49/29	23/26	72-55	+17	29-68/22-68	.426/.324	8-26/4-24	.308/.167	6-14/7-12	.429/.583	58/33 +25	13/8	23/13	3/6	10/10	20/14
South Fla.	38/36	32/17	70-53	+17	25-49/20-54	.510/.370	10-19/5-23	.526/.217	10-13/8-18	.769/.444	30/35 (5)	15/8	22/23	1/3	10/12	18/14
Loyola Chicago	31/39	31/46	62-85	(23)	23-56/27-44	.411/.614	10-22/9-16	.455/.563	6-9/22-24	.667/.917	28/25 +3	13/16	15/14	0/4	6/7	20/15
Loyola Maryland	36/39	41/42	77-81	(4)	29-60/28-54	.483/.519	9-22/13-29	.409/.448	10-19/12-19	.526/.632	35/30 +5	16/20	19/17	0/2	11/11	23/16
Southern U.	42/38	35/45	77-83	(6)	27-56/34-60	.482/.567	7-20/7-17	.350/.412	16-24/8-12	.667/.667	30/36 (6)	13/17	10/12	4/1	4/2	17/21
EVANSVILLE	37/27	27/43	64-70	(6)	23-58/25-63	.397/.397	5-18/5-23	.278/.217	13-24/15-19	.542/.789	38/44 (6)	13/11	7/8	1/4	2/3	19/20
Morehead State	12/24	39/32	51-56	(5)	21-60/22-61	.350/.361	6-17/4-22	.353/.182	3-10/8-14	.300/.571	40/46 (6)	9/14	14/12	4/8	7/6	17/12
Ball St.	24/40	30/62	54-102	(48)	19-63/32-58	.302/.552	5-14/15-34	.357/.441	11-19/23-29	.579/.793	35/38 (3)	2/20	16/9	0/8	4/9	23/15
IND.-SOUTH BEND	44/22	36/38	80-60	+20	28-74/26-65	.378/.400	10-27/6-25	.370/.240	14-19/2-3	.737/.667	49/39 +10	13/10	17/25	8/7	13/14	10/18
PURDUE FORT WAYNE	42/30	32/35	74-65	+9	26-58/26-67	.448/.388	8-26/10-35	.308/.286	14-16/3-7	.875/.429	34/43 (9)	16/14	11/15	4/4	10/6	14/17
Fresno State	25/52	39/43	64-95	(31)	21-50/32-71	.420/.451	9-20/15-39	.450/.385	13-22/16-17	.591/.941	27/46 (19)	8/21	17/10	2/1	7/11	19/20

Note: Game totals are displayed in the format TEAM/OPPONENT for each category

## 2019-2020 POINTS-REBOUNDS-ASSISTS

Opponent	Date	Score	00	01	02	10	11	12	13
			MINNETT,JA	KEMP,JAKOB	JACKSON JR	DEPERISIA,M	KENYON,BRA	TAYLOR,MAR	WILLIAMS,I
at Butler	11/06/19	47-80	L 7-5-0	DNP	DNP	0-2-2	DNP	DNP	3-4-1
at Bradley	11/09/19	56-90	L 17-3-2	DNP	6-2-0	2-2-1	0-1-0	DNP	9-5-1
ANDERSON (IN)	11/11/19	72-55	w 17-5-3	DNP	0-4-2	4-6-0	2-4-0	0-1-0	7-7-1
at South Fla.	11/13/19	70-53	w 17-3-7	DNP	3-0-0	4-4-3	DNP	DNP	9-2-0
at Loyola Chicago	11/20/19	62-85	L 6-4-3	DNP	7-0-0	4-2-4	3-2-0	0-0-0	9-4-1
vs Loyola Maryland	11/25/19	77-81	L 12-6-3	DNP	0-0-0	1-0-3	3-1-0	DNP	7-5-5
vs Southern U.	11/26/19	77-83	L 6-5-3	DNP	0-0-0	7-2-1	DNP	0-0-0	13-6-0
EVANSVILLE	11/30/19	64-70	L 18-4-4	DNP	DNP	1-1-1	DNP	DNP	15-8-3
at Morehead State	12/04/19	51-56	L 13-5-3	2-3-0	DNP	0-1-3	0-0-0	DNP	7-5-0
at Ball St.	12/07/19	54-102	L 17-3-0	2-2-0	3-2-0	0-2-1	0-0-0	DNP	2-4-0
IND.-SOUTH BEND	12/10/19	80-60	w 15-2-3	0-0-0	11-2-0	1-2-2	DNP	0-0-0	10-3-1
PURDUE FORT WAYNE	12/14/19	74-65	w 17-5-4	DNP	5-1-1	2-0-0	DNP	DNP	6-4-1
at Fresno State	12/20/19	64-95	L 13-2-2	0-0-0	10-1-1	0-1-3	7-2-0	0-0-0	10-5-0

Opponent	Date	Score	14	15	20	23	30	32
			BURK,MARCU	WHITE,TAVE	STOLTZ,SAW	WEATHERFOR	TYSON,ZO	GOSS,ELYJA
at Butler	11/06/19	47-80	L 17-5-1	DNP	DNP	6-5-1	8-5-2	6-3-0
at Bradley	11/09/19	56-90	L 15-3-1	0-0-0	0-0-0	1-1-4	2-3-0	4-8-1
ANDERSON (IN)	11/11/19	72-55	w 25-2-2	0-2-0	0-2-0	6-9-4	0-3-0	11-10-1
at South Fla.	11/13/19	70-53	w 26-9-2	0-0-0	DNP	6-3-1	2-2-0	3-4-2
at Loyola Chicago	11/20/19	62-85	L 23-3-0	0-0-0	0-0-0	0-0-3	8-4-1	2-5-1
vs Loyola Maryland	11/25/19	77-81	L 32-3-1	DNP	DNP	4-5-4	4-1-0	14-13-0
vs Southern U.	11/26/19	77-83	L 27-2-2	0-0-0	DNP	6-1-4	8-6-2	10-5-1
EVANSVILLE	11/30/19	64-70	L 18-0-3	0-0-0	DNP	4-6-1	0-4-1	8-9-0
at Morehead State	12/04/19	51-56	L 8-4-1	DNP	DNP	17-2-1	0-2-0	4-17-1
at Ball St.	12/07/19	54-102	L 6-1-0	0-0-0	0-0-0	10-7-1	4-2-0	10-9-0
IND.-SOUTH BEND	12/10/19	80-60	w 21-1-3	DNP	DNP	3-7-3	2-3-0	17-21-1
PURDUE FORT WAYNE	12/14/19	74-65	w 22-4-4	DNP	DNP	14-4-6	0-1-0	8-11-0
at Fresno State	12/20/19	64-95	L 2-2-0	DNP	DNP	16-3-1	0-2-1	6-7-0



## ALL-TIME RESULTS

Date	Res.	Loc.	Score
Dec. 12, 1975	L	A	61-78
Feb. 12, 1977	L	A	64-76
Dec. 10, 1977	L	A	49- <b>89</b>
Jan. 2, 1999	L	A	44-68
Jan. 30, 1999	L	H	42-64
Jan. 6, 2000	L	H	41-43
Feb. 5, 2000	W	A	55-48
Jan. 6, 2001	L	H	71-73
Jan. 27, 2001	L	A	75-82
Jan. 20, 2018	L	A	62-85
Feb. 10, 2018	L	H	<b>80-84</b>
Jan. 12, 2019	L	H	76-82
Feb. 14, 2019	L	A	73-75

shaded games denote IUPUI's Division I era  
score totals in **bold** denote highest in series history

## THE LAST MEETING - YOUNGSTOWN STATE 75, IUPUI 73 (FEB. 14, 2019 - YOUNGSTOWN, OHIO)

### JAGS DROP THIRD-IN-A-ROW IN HORIZON LEAGUE PLAY

#### YOUNGSTOWN, Ohio (Feb 14, 2019) -

The IUPUI basketball team was all decked in red for Thursday's Valentine's Day date with Youngstown State inside the Beeghly Center. Unfortunately for the Jaguars, it was the same old song and dance of late as the Jaguars fell into a big hole early and ultimately fell short, 75-73. YSU's Donel Cathcart knocked in a wing three with 5.5 seconds left after IUPUI senior Evan Hall had given the Jaguars a 73-72 lead on the previous trip with a layup.

IUPUI (14-12, 6-7 HL) opted against calling a timeout and Nick Rogers raced up the sideline before having a running trey fall off the front of the rim as time expired.

Jelani Simmons and Darius Quisenberry led Youngstown State (11-16, 7-7 HL) with 17 points apiece and Michael Akuchie chipped in 14 points on 6-of-7 shooting as the Penguins won for a fifth straight time. Senior D.J. McCall led four Jaguars in double-digits with 16 points and eight rebounds and classmate Ahmed Ismail added 15 points and eight aoms, starting in place of an injured Elyjah Goss.

Junior Camron Justice closed with 14 points and six assists and Rogers finished with 11, all in the second half.

"We just have to find energy early in the ballgame and not get into such a big hole. We fought and battled all night and really came up with some big plays, but they made the biggest play of the night on that last possession. I'm proud of our guys and proud of how they fought until the end. It just wasn't our night," head coach Jason Gardner said. "I thought we defended them pretty well in the second half and we executed and got the shots we wanted. Seventeen turnovers is too many to have on the road and expect to win."

The three-point line proved to be the tipping point as IUPUI shot just 6-of-18 (33.3 percent) while YSU canned 11-of-26 (42.3 percent). Both Simmons and Quisenberry hit three each for the Penguins and Cathcart and Akuchie each had two.

IUPUI scored the game's first six points but YSU dominated from there, eventually building a 15-point lead late in the first half. The Jags scored the final four points of the half to make it 39-30 at the break. YSU rebuilt the 15-point lead in the second half as Cathcart's first trey of the night made it 59-44 with 10:32 left. The Jags responded with a 13-0 run spurred by a pair of Rogers' threes. The run received a jolt when Justice was fouled with 6:36 to play and YSU was called for a technical foul after the play for knocking the Jags' leading scorer to the floor. Justice made 2-of-3 free throws, but IUPUI came up empty on the ensuing possession as the Penguins clung to a two-point lead.

IUPUI finally took its first second half lead with 2:34 remaining when Ismail got loose for an easy layup off a Rogers feed. YSU countered with four straight points from Quisenberry, but IUPUI took its final lead of the night when McCall banked in a runner with 1:24 left and then Hall scored in close with 49 seconds to play. The Jags dug in defensively and initially forced a Cathcart miss with 18 seconds left, but Grant Weatherford grabbed the defensive rebound while standing on the endline. Given new life, Cathcart cashed in as Quisenberry drove into the tall trees and pitched out to his teammate, who stroked the winner in front of his own bench.

IUPUI rebounded from a 36 percent shooting effort in the first half to knock down 58 percent after halftime to finish at 46 percent for the game. YSU shot just 41 percent overall, but cashed in 24 points off the Jaguars' 17 turnovers. The Jags dominated the glass, in part due to Evan Hall's nine boards and career-high five blocked shots.

#### IUPUI 73 • 14-12, 6-7 HL

#	Player		Total			3-Ptr			Rebounds			PF	TP	A	TO	Blk	Stl	Min
			FG	FGA	FG-FGA	FT	FTA	Off	Def	Tot								
24	HALL, Evan	f	1-5	0-0	1-4	4	5	9	3	3	2	2	5	1	24			
15	ISMAIL, Ahmed	c	5-7	0-0	5-6	4	4	8	5	15	0	3	0	0	31			
05	JUSTICE, Camron	g	3-13	1-7	7-9	0	3	3	1	14	6	1	0	3	39			
22	MCALL, D.J.	g	6-9	1-1	3-4	4	4	8	1	16	1	2	0	0	30			
23	WEATHERFORD, Grant	g	3-4	0-0	1-2	0	3	3	2	7	2	4	1	0	28			
00	MINNETT, Jaylen		2-7	1-4	0-1	1	1	2	2	5	1	2	0	1	22			
04	HANSEN, Jack		1-3	0-1	0-0	1	0	1	1	2	0	0	0	0	5			
10	ROGERS, Nick		4-6	3-5	0-0	0	3	3	1	11	2	3	0	0	21			
Team						1	1	2										
Totals			25-54	6-18	17-26	15	24	39	16	73	14	17	6	5	200			

FG % 1st Half: 10-28	35.7%	2nd half: 15-26	57.7%	Game: 25-54	46.3%	Deadball
3FG % 1st Half: 2-10	20.0%	2nd half: 4-8	50.0%	Game: 6-18	33.3%	Rebounds
FT % 1st Half: 8-13	61.5%	2nd half: 9-13	69.2%	Game: 17-26	65.4%	6

#### Youngstown State 75 • 11-16, 7-7 HL

#	Player	Total			3-Ptr		Rebounds			PF	TP	A	TO	Blk	Stl	Min
		FG	FGA	FT	FTA	Off	Def	Tot								
33	Naz Bohannon	f	1-1	0-0	0-0	2	3	5	3	2	1	3	0	1	25	
50	SALLY, John	c	1-1	0-0	1-1	1	0	1	3	3	0	0	0	1	11	
02	Jelani Simmons	g	4-13	3-6	6-7	4	1	5	2	17	1	1	0	2	28	
03	Darius Quisenberry	g	5-14	3-8	4-5	0	1	1	0	17	8	2	0	2	34	
32	Garrett Covington	g	2-7	0-1	0-0	1	1	2	2	4	0	2	0	0	32	
00	Antwan Maxwell		0-0	0-0	0-0	0	1	1	1	0	0	0	0	0	2	
13	Donel Cathcart		2-7	2-5	2-2	1	1	2	0	8	0	1	1	0	15	
21	Noe Anabir		1-2	0-0	2-4	2	3	5	5	4	1	1	2	2	19	
22	Devin Morgan		1-4	1-3	0-0	0	1	1	1	3	3	1	0	0	14	
23	Olamide Pedersen		1-2	0-0	1-2	0	1	1	2	3	0	0	0	0	6	
31	Michael Akuchie		6-7	2-3	0-1	1	2	3	3	14	0	2	0	2	14	
Team						1	1	2								
Totals			24-58	11-26	16-22	13	16	29	22	75	14	13	3	10	200	

FG % 1st Half: 12-28	42.9%	2nd half: 12-30	40.0%	Game: 24-58	41.4%	Deadball
3FG % 1st Half: 6-13	46.2%	2nd half: 5-13	38.5%	Game: 11-26	42.3%	Rebounds
FT % 1st Half: 9-13	69.2%	2nd half: 7-9	77.8%	Game: 16-22	72.7%	3,1

Officials: Bill Ek, Courtney Green, Michael Kitts  
Technical fouls: IUPUI-None. Youngstown State-Olamide Pedersen.  
Attendance: 1697

Score by periods	1st	2nd	Total		In	Off	2nd	Fast	
IUPUI	30	43	73	Points	Paint	T/O	Chance	Break	Bench
Youngstown State	39	36	75	IUPUI	34	15	14	12	18
				YSU	24	24	13	18	32

Last FG - IUPUI 2nd-00:49, YSU 2nd-00:08.  
Largest lead - IUPUI by 6 1st-16:33, YSU by 15 1st-05:34.  
IUPUI led for 04:42. YSU led for 32:40. Game was tied for 02:32.

Score tied - 1 time.  
Lead changed - 5 times.

## SERIES BREAKDOWN

**All-Time:** IUPUI is 1-12 against Youngstown State (1-9 in IUPUI's D1 era)

**Current Streak:** YSU has won 6

**Longest IUPUI Winning Streak:** 1 game

**Longest IUPUI Losing Streak:** 6 games (twice)

**Last Matchup:** Youngstown State 75, IUPUI 73 (Feb. 14, 2019 - Youngstown, Ohio)

**Record at Home:** 0-5

**Record in Youngstown:** 1-7

**Neutral:** 0-0

**Last 10 Matchups:** IUPUI is 1-9

**Largest Win:** 55-48 on Feb. 5, 2000

**Slimmest Win:** 55-48 on Feb. 5, 2000

**Largest Defeat:** 49-89 on Dec. 10, 1977

**Slimmest Defeat:** two points (three times)



**Byron Rimm II** was named the program's interim head coach for the 2019-2020 season on Aug. 27, 2019, becoming the ninth head coach in program history. He originally joined the IUPUI program in October 2018 as the Jaguars' associate head coach.

In his first season on the Jaguars' sidelines, IUPUI's 16 wins were the program's most since a 19-win campaign in 2010-

11. Included in the wins was a benchmark road win at ACC foe Boston College and a win of the Niagara Regional of the Fort Myers Tip-Off Classic during non-conference play. The Jaguars were later selected to play in the 2019 CIT, earning the program's third postseason appearance in the Division I era.

Rimm has an extensive background in college basketball including having served as head coach at Prairie View A&M from 2006-15. During his time with the Panthers, the program ascended to new heights, including back-to-back appearances in the SWAC tournament championship game in 2013 and 2014. Before Prairie View, the Pensacola, Fla.-native gained valuable experience on the West Coast, which included assistant coaching stops at Pasadena City College and Chaffey Community College from 1997-2000.

He directed Cal State San Bernardino to a No. 3 national ranking in NCAA Division II during the 2000 campaign and then took over the reins as the head women's basketball coach at Texas College in Tyler, Texas, guiding the team to a 20-12 mark in his lone season. At the time, the 20-12 mark was the most successful season in program history. He then had a four-year run as the head men's coach with Jarvis Christian College before joining Prairie View A&M as an assistant for the 2005-06 season. He was promoted to the head coaching spot the following season at age 32.

He coached Prairie View A&M to winning seasons in 2008-09 and 2009-10 and won 115 games during his time as head coach. His 2014 squad boasted the highest APR ranking among SWAC teams and also registered the best score in program history.

Since then, Rimm has served as the director of basketball operations at Texas A&M Corpus Christi in 2016-17 and as an assistant at UC Riverside in 2017-18.

Rimm played at Ventura College and California State University Los Angeles before earning his degree from Cal State, Los Angeles in 1999. He earned his master's degree in education from American InterContinental University in 2005.



## THE RIMM FILE

**School:** Cal State, Los Angeles, '99

**Seasons with IUPUI:** .....2nd season

**Career Record:** .....186-252 (14 years)

**Division I Record:** ..... 119-201 (10 years)

**IUPUI Record:** .....4-9 (1 year)

### Coaching Experience:

.....1997-99, Asst. Coach, Pasadena C.C.  
 ..... 1999-00, Asst. Coach, Chaffey College  
 ..... 2000-01, Asst. Coach, Cal State San Bernadino  
 ..... 2001-02, Head Coach, Texas College (women)  
 ..... 2002-05, Head Coach, Jarvis Christian  
 ..... 2006-16, Head Coach, Prairie View A&M  
 ..... 2016-17, Director of Ops., Texas A&M CC  
 ..... 2017-18, Assistant Coach, UC Riverside  
 ..... 2018-19, Associate Head Coach, IUPUI  
 .....2019-pres., Interim Head Coach, IUPUI



## PLAYER BIOS



### JAYLEN MINNETT

# #0

**Junior | Guard**  
**6-1 | 180**  
**Terre Haute, Ind.**  
**Terre Haute South**

**Birthdate:** July 24, 1999 (age 20)  
**Major:** Sports Management

#### QUICK NOTES

**2019 Horizon League 6th Man of the Year**... his 78 3's made last season was the 7th-highest single-season total in IUPUI history... enters play having made 129 career 3's, ranking 9th on the program's all-time list... his 7.1 ppg scoring average as a frosh was the highest by an IUPUI rookie since Alex Young averaged 10.8 points per game in 2008-09... his 51 3's made in '17-18 were the most by a freshman in the program's D1-era... named to the Indiana All-Star Team... finished as Terre Haute South's all-time leading scorer (1,782 career pts).

#### CAREER/SEASON HIGHS

CAREER HIGH	CATEGORY	SEASON HIGH
28 vs. IU Northwest (12/12/18)	PTS	18 vs. Evansville (11/30/19)
6 vs. Loyola (Md.) (11/25/2019)	REB	6 vs. Loyola (Md.) (11/25/2019)
7 at South Florida (11/13/19)	AST	7 at South Florida (11/13/19)
9 vs. IU Northwest (12/12/18)	FG	6 - 3x
17 - 5x	FGA	17 - twice
6 vs. IU Northwest (12/12/18)	3FG	5 - twice
13 - twice	3FGA	11 - twice
7 vs. Milwaukee (2/22/19)	FT	4 vs. Purdue Fort Wayne (12/14/19)
8 vs. Milwaukee (2/22/19)	FTA	4 - 3x
4 at South Florida (11/13/19)	STL	4 at South Florida (11/13/19)
1 - 5x	BLK	1 - twice
38 - twice	MIN	38 - twice

#### GAME-BY-GAME

Opponent	MIN	FG	3FG	FT	O-D-T	PF	A	TO	B	S	PTS
at Butler*	34	3-12	1-7	0-0	2-3-5	2	0	0	1	0	7
at Bradley*	29	5-11	5-8	2-2	0-3-3	0	2	2	0	0	17
Anderson*	29	6-14	4-10	1-2	0-5-5	3	3	1	0	1	17
at South Fla.*	34	5-14	4-9	3-3	1-2-3	0	7	4	0	4	17
at Loyola*	30	2-8	2-8	0-0	1-3-4	0	3	3	0	1	6
vs. Loyola (Md.)*	30	5-13	2-8	0-0	1-5-6	4	3	6	0	3	12
vs. Southern*	27	2-10	1-5	1-1	0-5-5	0	3	1	0	0	6
Evansville*	36	6-17	3-11	3-4	0-4-4	3	4	0	0	0	18
at Morehead St.*	38	5-17	2-7	1-3	1-4-5	1	3	0	0	3	13
at Ball St.*	35	6-12	4-7	1-3	0-3-3	0	0	1	0	1	17
IU South Bend*	35	5-12	5-10	0-0	0-2-2	2	3	5	1	2	15
Purdue FW*	36	5-16	3-11	4-4	0-5-5	0	4	2	0	0	17
at Fresno St.*	38	4-10	2-7	3-4	0-2-2	2	2	1	0	1	13
Youngstown St.											
Cleveland St.											
at Milwaukee											
at Green Bay											
Wright St.											
Northern Ky.											
UIC											
at Detroit Mercy											
at Oakland											
at Cleveland St.											
at Youngstown St.											
Green Bay											
Milwaukee											
at Northern Ky.											
at Wright St.											
at UIC											
Oakland											
Detroit Mercy											
HL 1st Round											
HL 2nd Round											
HL Semis											
HL Finals											

\* denotes starter

#### CAREER STATS

Season	GP-GS	MIN-Avg	FG	Pct.	3FG	Pct.	FT	Pct.
2017-18	30-4	630-21.0	69-173	.399	51-126	.405	24-30	.800
2018-19	33-1	790-23.9	131-368	.356	78-247	.316	55-63	.873
2019-20	13-13	431-33.2	59-166	.355	38-108	.352	19-26	.731
<b>TOTALS</b>	<b>76-18</b>	<b>1851-24.4</b>	<b>259-707</b>	<b>.366</b>	<b>167-481</b>	<b>.347</b>	<b>98-119</b>	<b>.824</b>

REBOUNDS							
Season	O-D-REB-AVG.	PF-DQ	AST	TO	BLK	STL	PTS-PPG
2017-18	12-24-36-1.2	42-0	35	39	1	14	213-7.1
2018-19	10-58-68-2.1	53-0	65	49	2	29	395-12.0
2019-20	6-45-51-4.0	17-0	37	26	2	16	175-13.5
<b>TOTALS</b>	<b>28-128-156-2.1</b>	<b>112-0</b>	<b>137</b>	<b>114</b>	<b>5</b>	<b>59</b>	<b>783-10.3</b>



### JAKOBY KEMP

# #1

**Junior | Forward**  
**6-8 | 190**  
**Layton, Utah**  
**Layton (Missouri/Salt Lake C.C.)**

**Birthdate:** September 22, 1997 (age 22)  
**Major:** General Studies

#### QUICK NOTES

Redshirted as a freshman at Missouri before transferring to play at Salt Lake Community College last season... helped Salt Lake to a 30-3 record and a trip to the NJCAA Tournament after winning the District I title... averaged 4.5 points and 2.6 rebounds per game as a freshman at Salt Lake... first-ever native of Utah in the IUPUI basketball program's history... older brother, Marcus, is a wide receiver for the Kansas City Chiefs (currently on IR) and played collegiately at Hawaii.

#### CAREER/SEASON HIGHS

CAREER HIGH	CATEGORY	SEASON HIGH
8 vs. IU Northwest (12/12/18)	PTS	2 - twice
4 at Cleveland State (2/16/19)	REB	3 at Morehead State (12/4/19)
1 vs. IU Kokomo (12/6/18)	AST	---
3 vs. IU Northwest (12/12/18)	FG	1 - twice
7 at Ball State (12/7/19)	FGA	7 at Ball State (12/7/19)
---	3FG	---
1 at Marshall (3/19/19)	3FGA	---
3 vs. IU Kokomo (12/6/18)	FT	---
4 vs. IU Kokomo (12/6/18)	FTA	---
1 - twice	STL	1 at Ball State (12/7/19)
1 vs. IU Kokomo (12/6/18)	BLK	---
11 - twice	MIN	11 at Ball State (12/7/19)

#### GAME-BY-GAME

Opponent	MIN	FG	3FG	FT	O-D-T	PF	A	TO	B	S	PTS
at Butler											DID NOT PLAY
at Bradley											DID NOT PLAY
Anderson											DID NOT PLAY
at South Fla.											DID NOT PLAY
at Loyola											DID NOT PLAY
vs. Loyola (Md.)											DID NOT PLAY
vs. Southern											DID NOT PLAY
Evansville											DID NOT PLAY
at Morehead St.	6	1-2	0-0	0-0	0-3-3	0	0	1	0	0	2
at Ball St.	11	1-7	0-0	0-0	2-0-2	1	0	0	0	1	2
IU South Bend	2	0-1	0-1	0-0	0-0-0	0	0	0	0	0	0
Purdue FW											DID NOT PLAY
at Fresno St.	0+	0-0	0-0	0-0	0-0-0	1	0	1	0	0	0
Youngstown St.											
Cleveland St.											
at Milwaukee											
at Green Bay											
Wright St.											
Northern Ky.											
UIC											
at Detroit Mercy											
at Oakland											
at Cleveland St.											
at Youngstown St.											
Green Bay											
Milwaukee											
at Northern Ky.											
at Wright St.											
at UIC											
Oakland											
Detroit Mercy											
HL 1st Round											
HL 2nd Round											
HL Semis											
HL Finals											

\* denotes starter


#### CAREER STATS

Season	GP-GS	MIN-Avg	FG	Pct.	3FG	Pct.	FT	Pct.
2018-19	6-0	34-5.7	6-7	.857	0-1	.000	5-8	.625
2019-20	4-0	19-4.8	2-10	.200	0-1	.000	0-0	.000
<b>TOTALS</b>	<b>10-0</b>	<b>53-5.3</b>	<b>8-17</b>	<b>.471</b>	<b>0-2</b>	<b>.000</b>	<b>5-8</b>	<b>.625</b>

REBOUNDS							
Season	O-D-REB-AVG.	PF-DQ	AST	TO	BLK	STL	PTS-PPG
2018-19	5-3-8-1.3	5-0	1	4	1	1	17-2.8
2019-20	2-3-5-1.5	2-0	0	2	0	1	4-1.0
<b>TOTALS</b>	<b>7-6-13-1.3</b>	<b>7-0</b>	<b>1</b>	<b>6</b>	<b>1</b>	<b>2</b>	<b>21-2.1</b>



## PLAYER BIOS



### JAMIL JACKSON JR. #2

**Junior | Guard/Forward**  
**6-6 | 190**  
**Minneapolis, Minn.**  
**Minneapolis North (Southern Utah)**

**Birthdate:** Mar. 5, 1998 (age 21)  
**Major:** General Studies

#### QUICK NOTES

Joined the IUPUI program in the summer of 2018 and sat out the 2018-19 season after transferring in from Southern Utah... limited to five games at SUU, totaling 14 points before missing the remainder of the season to injury... was an HM NJCAA All-American selection after averaging 16.3 ppg and 6.4 rpg as a freshman at Williston State in 2016-17... was named among the nation's Top 75 JUCO players after that season... hasn't played in a game since Nov. 25, 2017 when SUU lost at UNLV, 101-82... full name is Nieta Jamil Aki Jackson.

#### CAREER/SEASON HIGHS

CAREER HIGH	CATEGORY	SEASON HIGH
11 vs. IU South Bend (12/10/19)	PTS	11 vs. IU South Bend (12/10/19)
4 vs. Anderson (11/11/19)	REB	4 vs. Anderson (11/11/19)
2 - 3x	AST	2 vs. Anderson (11/11/19)
4 - twice	FG	4 vs. IU South Bend (12/10/19)
13 vs. IU South Bend (12/10/19)	FGA	13 vs. IU South Bend (12/10/19)
2 - twice	3FG	2 - twice
5 at Fresno State (12/20/19)	3FGA	5 at Fresno State (12/20/19)
4 at Bradley (11/9/19)	FT	4 at Bradley (11/9/19)
5 at Bradley (11/9/19)	FTA	5 at Bradley (11/9/19)
1 - 4x	STL	1 - twice
1 - twice	BLK	1 vs. Purdue Fort Wayne (12/14/19)
24 at Fresno State (12/20/19)	MIN	24 at Fresno State (12/20/19)

#### GAME-BY-GAME

Opponent	MIN	FG	3FG	FT	O-D-T	PF	A	TO	B	S	PTS
at Butler					DID NOT PLAY						
at Bradley	19	1-5	0-3	4-5	0-2-2	1	0	1	0	0	6
Anderson	16	0-5	0-3	0-0	0-4-4	0	2	0	0	0	0
at South Fla.	9	1-4	1-3	0-0	0-0-0	2	0	2	0	0	3
at Loyola	5	2-3	2-2	1-2	0-0-0	0	0	1	0	0	7
vs. Loyola (Md.)	7	0-1	0-1	0-0	0-0-0	1	0	1	0	0	0
vs. Southern	2	0-0	0-0	0-0	0-0-0	0	0	0	0	0	0
Evansville					DID NOT PLAY						
at Morehead St.					DID NOT PLAY						
at Ball St.	16	1-4	0-2	1-2	0-2-2	1	0	2	0	0	3
IU South Bend	14	4-13	0-3	3-4	2-0-2	0	0	0	0	1	11
Purdue FW	17	2-6	1-3	0-0	0-1-1	0	1	0	1	1	5
at Fresno St.	24	3-9	2-5	2-3	0-1-1	3	1	2	0	0	10
Youngstown St.											
Cleveland St.											
at Milwaukee											
at Green Bay											
Wright St.											
Northern Ky.											
UIC											
at Detroit Mercy											
at Oakland											
at Cleveland St.											
at Youngstown St.											
Green Bay											
Milwaukee											
at Northern Ky.											
at Wright St.											
at UIC											
Oakland											
Detroit Mercy											
HL 1st Round											
HL 2nd Round											
HL Semis											
HL Finals											

\* denotes starter

#### CAREER STATS

Season	GP-GS	MIN-Avg	FG	Pct.	3FG	Pct.	FT	Pct.
2017-18*	5-0	71-14.2	6-14	.429	0-3	.000	2-2	1.000
2019-20	10-0	130-13.0	14-50	.280	6-25	.240	11-16	.688
<b>TOTALS</b>	<b>15-0</b>	<b>130-13.0</b>	<b>14-50</b>	<b>.280</b>	<b>6-25</b>	<b>.240</b>	<b>11-16</b>	<b>.688</b>

#### REBOUNDS

Season	O-D-REB-AVG.	PF-DQ	AST	TO	BLK	STL	PTS-PPG
2017-18*	1-1-2-0.4	9-1	5	3	1	2	14-2.8
2019-20	2-10-12-1.2	8-0	4	9	1	2	45-4.5
<b>TOTALS</b>	<b>2-10-12-1.2</b>	<b>8-0</b>	<b>4</b>	<b>9</b>	<b>1</b>	<b>2</b>	<b>45-4.5</b>

\*at Southern Utah | TOTALS only reflect IUPUI totals



### MIKE DePERSIA #10

**Freshman | Guard**  
**5-11 | 170**  
**Cherry Hill, N.J.**  
**Haddonfield Memorial**

**Birthdate:** Apr. 30, 2000 (age 19)  
**Major:** Biomedical Engineering

#### QUICK NOTES

Named the South Jersey Player of the Decade... starting PG on two-time New Jersey state champion Haddonfield Memorial team... the DePersia family is one of just four families in New Jersey high school history to have three siblings all score 1,000 career points as his twin brothers, Nick and Rob, also hit for 1,000 career points... Nick and Rob later played at Rowan University in Glassboro, N.J.... Rob now serves as a graduate assistant on Villanova's MBB staff... played AAU for Team Speed/VIS AAU.

#### CAREER/SEASON HIGHS

CAREER HIGH	CATEGORY	SEASON HIGH
7 vs. Southern (11/26/19)	PTS	7 vs. Southern (11/26/19)
6 vs. Anderson (11/11/19)	REB	6 vs. Anderson (11/11/19)
4 at Loyola Chicago (11/20/19)	AST	4 at Loyola Chicago (11/20/19)
2 - 4x	FG	2 - 4x
6 at Loyola Chicago (11/20/19)	FGA	6 at Loyola Chicago (11/20/19)
---	3FG	---
3 at Bradley (11/9/19)	3FGA	3 at Bradley (11/9/19)
3 vs. Southern (11/26/19)	FT	3 vs. Southern (11/26/19)
5 vs. Southern (11/26/19)	FTA	5 vs. Southern (11/26/19)
3 - twice	STL	3 - twice
---	BLK	---
37 at Loyola Chicago (11/20/19)	MIN	37 at Loyola Chicago (11/20/19)

#### GAME-BY-GAME

Opponent	MIN	FG	3FG	FT	O-D-T	PF	A	TO	B	S	PTS
at Butler	26	0-1	0-1	0-0	0-2-2	2	2	1	0	0	0
at Bradley	22	1-4	0-3	0-1	0-2-2	2	1	0	0	0	2
Anderson*	33	2-4	0-2	0-1	1-5-6	2	0	5	0	1	4
at South Fla.*	30	2-3	0-1	0-0	2-2-4	3	3	3	0	2	4
at Loyola*	37	2-6	0-1	0-0	1-1-2	3	4	1	0	3	4
vs. Loyola (Md.)*	25	0-3	0-2	1-2	0-0-0	1	3	0	0	2	1
vs. Southern*	26	2-5	0-0	3-5	1-1-2	4	1	1	0	0	7
Evansville*	20	0-2	0-1	1-2	0-1-1	1	1	0	0	0	1
at Morehead St.	13	0-2	0-2	0-0	0-1-1	1	3	0	0	1	0
at Ball St.	15	0-1	0-0	0-1	2-0-2	2	1	2	0	0	0
IU South Bend	16	0-5	0-2	1-2	1-1-2	1	2	2	0	3	1
Purdue FW	15	1-2	0-1	0-0	0-0-0	2	0	1	0	1	2
at Fresno St.	24	0-1	0-0	0-0	0-1-1	1	3	5	0	1	0
Youngstown St.											
Cleveland St.											
at Milwaukee											
at Green Bay											
Wright St.											
Northern Ky.											
UIC											
at Detroit Mercy											
at Oakland											
at Cleveland St.											
at Youngstown St.											
Green Bay											
Milwaukee											
at Northern Ky.											
at Wright St.											
at UIC											
Oakland											
Detroit Mercy											
HL 1st Round											
HL 2nd Round											
HL Semis											
HL Finals											

\* denotes starter


#### CAREER STATS

Season	GP-GS	MIN-Avg	FG	Pct.	3FG	Pct.	FT	Pct.
2019-20	13-6	302-23.2	10-38	.263	0-16	.000	6-14	.429
<b>TOTALS</b>	<b>13-6</b>	<b>302-23.2</b>	<b>10-38</b>	<b>.263</b>	<b>0-16</b>	<b>.000</b>	<b>6-14</b>	<b>.429</b>

#### REBOUNDS

Season	O-D-REB-AVG.	PF-DQ	AST	TO	BLK	STL	PTS-PPG
2019-20	8-17-25-1.9	25-0	24	21	0	14	26-2.0
<b>TOTALS</b>	<b>8-17-25-1.9</b>	<b>25-0</b>	<b>24</b>	<b>21</b>	<b>0</b>	<b>14</b>	<b>26-2.0</b>

## PLAYER BIOS



### BRANDON KENYON #11

Sophomore | Forward/Center  
6-10 | 225  
Caledonia, Ontario  
RISE Prep

Birthdate: February 18, 1999 (age 20)  
Major: Criminal Justice

#### QUICK NOTES

First Canadian-born IUPUI player since 1998-1999 (Shaun Clarke), however Clarke red-shirted his lone season and never appeared in a game for the Jaguars... was a teammate of Duke's R.J. Barrett and Florida guard Andrew Nembhard while playing for the 17U Nike EYBL UPLAY Canada program... is one of 119 Canadians playing Division I basketball this season, 77 of whom are Ontario natives.

#### CAREER/SEASON HIGHS

CAREER HIGH	CATEGORY	SEASON HIGH
8 vs. IU Kokomo (12/6/18)	PTS	7 at Fresno State (12/20/19)
4 - twice	REB	4 vs. Anderson (11/11/19)
1 vs. IU Kokomo (12/6/18)	AST	---
3 vs. IU Kokomo (12/6/18)	FG	2 at Fresno State (12/20/19)
6 vs. IU Kokomo (12/6/18)	FGA	3 - twice
1 at Loyola Chicago (11/20/19)	3FG	1 at Loyola Chicago (11/20/19)
2 - twice	3FGA	2 at Loyola Chicago (11/20/19)
3 - twice	FT	3 at Fresno State (12/20/19)
3 - twice	FTA	3 at Fresno State (12/20/19)
1 - 4x	STL	1 - twice
1 - 2x	BLK	---
16 at Xavier (11/6/18)	MIN	9 - twice

#### GAME-BY-GAME

Opponent	MIN	FG	3FG	FT	O-D-T	PF	A	TO	B	S	PTS
at Butler					DID NOT PLAY						
at Bradley	5	0-0	0-0	0-0	0-1-1	3	0	0	0	1	0
Anderson	9	1-3	0-1	0-0	1-3-4	3	0	1	0	0	2
at South Fla.					DID NOT PLAY						
at Loyola	6	1-3	1-2	0-0	1-1-2	1	0	0	0	1	3
vs. Loyola (Md.)	9	1-2	0-1	1-2	0-1-1	2	0	0	0	0	3
vs. Southern					DID NOT PLAY						
Evansville					DID NOT PLAY						
at Morehead St.	2	0-0	0-0	0-0	0-0-0	0	0	0	0	0	0
at Ball St.	7	0-2	0-1	0-0	0-0-0	0	0	0	0	0	0
IU South Bend					DID NOT PLAY						
Purdue FW					DID NOT PLAY						
at Fresno St.	6	2-2	0-0	3-3	0-2-2	1	0	0	0	0	7
Youngstown St.											
Cleveland St.											
at Milwaukee											
at Green Bay											
Wright St.											
Northern Ky.											
UIC											
at Detroit Mercy											
at Oakland											
at Cleveland St.											
at Youngstown St.											
Green Bay											
Milwaukee											
at Northern Ky.											
at Wright St.											
at UIC											
Oakland											
Detroit Mercy											
HL 1st Round											
HL 2nd Round											
HL Semis											
HL Finals											


\* denotes starter

#### CAREER STATS

Season	GP-GS	MIN-Avg	FG	Pct.	3FG	Pct.	FT	Pct.
2018-19	7-0	42-6.0	6-16	.375	0-4	.000	6-9	.667
2019-20	7-0	44-6.3	5-12	.417	1-5	.200	4-5	.800
<b>TOTALS</b>	<b>14-0</b>	<b>86-6.1</b>	<b>11-28</b>	<b>.393</b>	<b>1-9</b>	<b>.111</b>	<b>10-14</b>	<b>.714</b>

#### REBOUNDS

Season	O-D-REB-AVG.	PF-DQ	AST	TO	BLK	STL	PTS-PPG
2018-19	2-6-8-1.1	6-1	1	1	2	2	18-2.6
2019-20	2-8-10-1.4	10-0	0	1	0	2	15-2.1
<b>TOTALS</b>	<b>4-14-18-1.3</b>	<b>16-1</b>	<b>1</b>	<b>2</b>	<b>2</b>	<b>4</b>	<b>33-2.4</b>



### MARLON TAYLOR #12

R-Freshman | Guard/Forward  
6-5 | 220  
South Bend, Ind.  
South Bend Riley (Indiana State)

Birthdate: Jan. 12, 2000 (age 19)  
Major: Pre-Engineering

#### QUICK NOTES

Non-scholarship player joined IUPUI from Indiana State... granted immediate eligibility for the '19-20 season after only appearing in an exhibition game for the Sycamores (4 min, 2 reb vs. Rose-Hulman)... helped South Bend Riley to a 26-1 record and semistate runner-up finish his senior year... was one of four D1 players on his high school team, joining Damezi Anderson (Indiana), Shamar Dillard (Western Illinois) and Rylen Grundy (Fort Wayne)... also ran track in high school... won dunk contest at this year's Red-White Event.

#### CAREER/SEASON HIGHS

CAREER HIGH	CATEGORY	SEASON HIGH
---	PTS	---
1 vs. Anderson (11/11/19)	REB	1 vs. Anderson (11/11/19)
---	AST	---
---	FG	---
1 vs. Anderson (11/11/19)	FGA	1 vs. Anderson (11/11/19)
---	3FG	---
---	3FGA	---
---	FT	---
---	FTA	---
1 vs. Anderson (11/11/19)	STL	1 vs. Anderson (11/11/19)
---	BLK	---
4 vs. Anderson (11/11/19)	MIN	4 vs. Anderson (11/11/19)

#### GAME-BY-GAME

Opponent	MIN	FG	3FG	FT	O-D-T	PF	A	TO	B	S	PTS
at Butler					DID NOT PLAY						
at Bradley					DID NOT PLAY						
Anderson	4	0-1	0-0	0-0	0-1-1	0	0	1	0	1	0
at South Fla.					DID NOT PLAY						
at Loyola	2	0-0	0-0	0-0	0-0-0	0	0	0	0	0	0
vs. Loyola (Md.)					DID NOT PLAY						
vs. Southern	0+	0-0	0-0	0-0	0-0-0	0	0	0	0	0	0
Evansville					DID NOT PLAY						
at Morehead St.					DID NOT PLAY						
at Ball St.					DID NOT PLAY						
IU South Bend	1	0-0	0-0	0-0	0-0-0	0	0	0	0	0	0
Purdue FW					DID NOT PLAY						
at Fresno St.	0+	0-0	0-0	0-0	0-0-0	0	0	0	0	0	0
Youngstown St.											
Cleveland St.											
at Milwaukee											
at Green Bay											
Wright St.											
Northern Ky.											
UIC											
at Detroit Mercy											
at Oakland											
at Cleveland St.											
at Youngstown St.											
Green Bay											
Milwaukee											
at Northern Ky.											
at Wright St.											
at UIC											
Oakland											
Detroit Mercy											
HL 1st Round											
HL 2nd Round											
HL Semis											
HL Finals											

\* denotes starter


#### CAREER STATS

Season	GP-GS	MIN-Avg	FG	Pct.	3FG	Pct.	FT	Pct.
2019-20	5-0	7-1.4	0-1	.000	0-0	.000	0-0	.000
<b>TOTALS</b>	<b>5-0</b>	<b>7-1.4</b>	<b>0-1</b>	<b>.000</b>	<b>0-0</b>	<b>.000</b>	<b>0-0</b>	<b>.000</b>

#### REBOUNDS

Season	O-D-REB-AVG.	PF-DQ	AST	TO	BLK	STL	PTS-PPG
2019-20	0-1-1-0.2	0-0	0	1	0	1	0-0.0
<b>TOTALS</b>	<b>0-1-1-0.2</b>	<b>0-0</b>	<b>0</b>	<b>1</b>	<b>0</b>	<b>1</b>	<b>0-0.0</b>

## PLAYER BIOS



**ISAIAH WILLIAMS**  
**#13**  
 Junior | Guard/Forward  
 6-8 | 225  
 Dayton, Ohio  
 Stivers School for the Arts (Pensacola St.)

**Birthdate:** Jan. 20, 1998 (age 21)  
**Major:** General Studies

### QUICK NOTES

Known by his teammates as Zay... well traveled wing is on his fourth school in four years... began his career at Akron (2016-17), but sat out as a redshirt... played freshman campaign at Liberty (2017-18), appearing in 30 games and making 10 starts while averaging 4.2 points and 2.2 rebounds per game... played last season at Pensacola State (Fla.) College, where he averaged 13.1 points and 5.4 rebounds per game... was a first-team All-City and 2nd team All-State honoree after his senior year at Stivers School for the Arts in Dayton.

### CAREER/SEASON HIGHS

CAREER HIGH	CATEGORY	SEASON HIGH
15 vs. Evansville (11/30/19)	PTS	15 vs. Evansville (11/30/19)
8 vs. Evansville (11/30/19)	REB	8 vs. Evansville (11/30/19)
5 vs. Loyola (Md.) (11/25/2019)	AST	5 vs. Loyola (Md.) (11/25/2019)
5 vs. Evansville (11/30/19)	FG	5 vs. Evansville (11/30/19)
8 - 4x	FGA	8 - 4x
1 - 5x	3FG	1 - twice
2 - twice	3FGA	1 - 5x
9 vs. Clarks Summit (11/10/17)	FT	5 - 3x
11 vs. Clarks Summit (11/10/17)	FTA	10 vs. Evansville (11/30/19)
2 - twice	STL	2 - twice
2 - twice	BLK	2 - twice
32 vs. Evansville (11/30/19)	MIN	32 vs. Evansville (11/30/19)

### GAME-BY-GAME

Opponent	MIN	FG	3FG	FT	O-D-T	PF	A	TO	B	S	PTS
at Butler*	26	1-5	0-0	1-5	2-2-4	3	1	3	0	0	3
at Bradley*	29	3-8	1-1	2-5	1-4-5	1	1	4	0	1	9
Anderson*	18	3-8	0-1	1-5	3-4-7	4	1	1	0	0	7
at South Fla.*	26	3-6	1-1	2-4	1-1-2	4	0	2	0	0	9
at Loyola*	19	2-6	0-1	5-6	2-2-4	5	1	4	0	0	9
vs. Loyola (Md.)	23	3-5	0-0	1-3	1-4-5	2	5	2	0	2	7
vs. Southern	25	4-7	0-0	5-8	4-2-6	1	0	0	0	0	13
Evansville	32	5-7	0-0	5-10	2-6-8	4	3	3	0	0	15
at Morehead St.	21	3-8	0-0	1-4	2-3-5	4	0	5	2	0	7
at Ball St.*	19	1-7	0-0	0-0	1-3-4	5	0	2	0	0	2
IU South Bend*	24	3-7	0-0	4-4	3-0-3	0	1	1	2	2	10
Purdue FW*	23	3-5	0-0	0-0	1-3-4	4	1	2	1	0	6
at Fresno St.*	14	4-8	0-1	2-3	2-3-5	2	0	1	0	1	10
Youngstown St.											
Cleveland St.											
at Milwaukee											
at Green Bay											
Wright St.											
Northern Ky.											
UIC											
at Detroit Mercy											
at Oakland											
at Cleveland St.											
at Youngstown St.											
Green Bay											
Milwaukee											
at Northern Ky.											
at Wright St.											
at UIC											
Oakland											
Detroit Mercy											
HL 1st Round											
HL 2nd Round											
HL Semis											
HL Finals											

\* denotes starter


### CAREER STATS

Season	GP-GS	MIN-Avg	FG	Pct.	3FG	Pct.	FT	Pct.
2017-18*	30-10	420-14.0	41-90	.456	3-10	.300	40-68	.588
2019-20	13-8	299-23.0	38-87	.437	2-5	.400	29-57	.509
<b>TOTALS</b>	<b>13-8</b>	<b>299-23.0</b>	<b>38-87</b>	<b>.437</b>	<b>2-5</b>	<b>.400</b>	<b>29-57</b>	<b>.509</b>

### REBOUNDS

Season	O-D-REB-AVG.	PF-DQ	AST	TO	BLK	STL	PTS-PPG
2017-18*	24-41-65-2.2	58-2	22	40	6	9	125-4.2
2019-20	25-37-62-4.8	39-2	14	30	5	6	107-8.2
<b>TOTALS</b>	<b>25-37-62-4.8</b>	<b>39-2</b>	<b>14</b>	<b>30</b>	<b>5</b>	<b>6</b>	<b>107-8.2</b>

\*at Liberty | TOTALS only reflect IUPUI totals



**MARCUS BURK**  
**#14**  
 Junior | Guard  
 6-3 | 205  
 Indianapolis, Ind.  
 Franklin Central (Campbell)

**Birthdate:** Sept. 27, 1997 (age 22)  
**Major:** General Studies

### QUICK NOTES

Born in Gary, Ind.... Indianapolis-native returned to the city last summer and sat out last season after playing two years at Campbell... played in 69 games and averaged 11.2 points per game at Campbell, while connecting on 158 3's in his two seasons... averaged 15 points per game as a sophomore, connecting on 91 3's for the season... was the Big South POTW on Nov. 27, 2017 after averaging 24.3 points per game over a 4-game stretch... he and Campbell teammate Chris Clemons (42 pts, 10-14 3's) each hit 10 3's in a game against Liberty on Jan. 22, 2018.

### CAREER/SEASON HIGHS

CAREER HIGH	CATEGORY	SEASON HIGH
33 at UNCM (11/18/17)	PTS	32 vs. Loyola (Md.) (11/25/2019)
7 at East Carolina (12/4/17)	REB	9 at South Florida (11/13/19)
7 vs. The Citadel (12/14/17)	AST	4 vs. Purdue Fort Wayne (12/14/19)
12 - 3x	FG	12 vs. Loyola (Md.) (11/25/2019)
21 - 3x	FGA	21 - 3x
10 at Liberty (1/23/18)	3FG	7 vs. Loyola (Md.) (11/25/2019)
16 at Liberty (1/23/18)	3FGA	14 vs. Southern (11/26/19)
6 at Winthrop (1/27/18)	FT	5 vs. Purdue Fort Wayne (12/14/19)
6 - 3x	FTA	6 vs. Purdue Fort Wayne (12/14/19)
4 - twice	STL	4 vs. Anderson (11/11/19)
2 vs. The Citadel (12/14/17)	BLK	1 vs. Evansville (11/30/19)
41 vs. Gardner-Webb (1/3/18)	MIN	38 vs. Southern (11/26/19)

### GAME-BY-GAME

Opponent	MIN	FG	3FG	FT	O-D-T	PF	A	TO	B	S	PTS
at Butler*	37	7-21	2-11	1-1	2-3-5	1	1	5	0	1	17
at Bradley*	27	6-13	1-5	2-2	0-3-3	4	1	1	0	2	15
Anderson*	31	10-19	4-9	1-1	0-2-2	1	2	2	0	4	25
at South Fla.*	35	10-14	4-5	2-2	2-7-9	3	2	5	0	1	26
at Loyola*	34	9-19	5-8	0-0	0-3-3	3	0	1	0	1	23
vs. Loyola (Md.)*	33	12-21	7-10	1-2	0-3-3	4	1	2	0	2	32
vs. Southern*	38	10-21	6-14	1-1	1-1-2	4	2	2	0	1	27
Evansville*	34	7-19	2-6	2-4	0-0-0	4	3	2	1	0	18
at Morehead St.*	36	3-12	1-4	1-2	1-3-4	3	1	2	0	2	8
at Ball St.*	24	2-8	1-3	1-2	0-1-1	5	0	2	0	1	6
IU South Bend*	31	7-20	5-10	2-2	0-1-1	3	3	3	0	1	21
Purdue FW*	35	7-14	3-8	5-6	0-4-4	1	4	0	0	2	22
at Fresno St.*	16	1-10	0-2	0-0	0-2-2	1	0	1	0	1	2
Youngstown St.											
Cleveland St.											
at Milwaukee											
at Green Bay											
Wright St.											
Northern Ky.											
UIC											
at Detroit Mercy											
at Oakland											
at Cleveland St.											
at Youngstown St.											
Green Bay											
Milwaukee											
at Northern Ky.											
at Wright St.											
at UIC											
Oakland											
Detroit Mercy											
HL 1st Round											
HL 2nd Round											
HL Semis											
HL Finals											

\* denotes starter

### CAREER STATS

Season	GP-GS	MIN-Avg	FG	Pct.	3FG	Pct.	FT	Pct.
2016-17*	36-12	754-20.9	96-224	.429	67-167	.401	29-37	.784
2017-18*	33-32	1050-31.8	173-353	.490	91-226	.403	51-60	.850
2019-20	13-13	411-31.6	91-211	.431	41-95	.432	19-25	.760
<b>TOTALS</b>	<b>13-13</b>	<b>411-31.6</b>	<b>91-211</b>	<b>.431</b>	<b>41-95</b>	<b>.432</b>	<b>19-25</b>	<b>.760</b>

### REBOUNDS

Season	O-D-REB-AVG.	PF-DQ	AST	TO	BLK	STL	PTS-PPG
2016-17*	9-78-87-2.4	51-0	28	25	3	17	288-8.0
2017-18*	19-100-119-3.6	58-1	38	45	8	42	488-14.8
2019-20	6-33-39-3.0	37-1	20	28	1	19	242-18.6
<b>TOTALS</b>	<b>6-33-39-3.0</b>	<b>37-1</b>	<b>20</b>	<b>28</b>	<b>1</b>	<b>19</b>	<b>242-18.6</b>

\*at Campbell | TOTALS only reflect IUPUI totals



## PLAYER BIOS



### TAVEION WHITE

# #15

**Freshman | Forward**  
**6-7 | 190**  
**Prosper, Texas**  
**PHS Academy**

**Birthdate:** Nov. 25, 1999 (age 20)  
**Major:** Business

#### QUICK NOTES

Known as Taye by his teammates... Texas-native played at PHS (Fla.) Academy as a post-grad in 2018-19 where he was one of 14 who went on to play college basketball, four at the D1 level... was a 1st Team All-District selection after his senior year at Prosper (Texas) High School... chose IUPUI over offers from Buffalo, Oral Roberts, Presbyterian and USC Upstate.



### SAWYER STOLTZ

# #20

**Freshman | Forward**  
**6-9 | 200**  
**Huntington, Ind.**  
**Huntington North**

**Birthdate:** May 3, 2000 (age 19)  
**Major:** Biology

#### QUICK NOTES

Non-scholarship addition to the team played three seasons at Huntington North where he was an HM All-State honoree following a senior year in which he averaged 13.2 points and 5.8 rebounds per game... was a 2nd team Northeast 8 Conference (NE8) honoree... played AAU basketball for Indiana Elite.

#### CAREER/SEASON HIGHS

CAREER HIGH	CATEGORY	SEASON HIGH
---	PTS	---
2 vs. Anderson (11/11/19)	REB	2 vs. Anderson (11/11/19)
---	AST	---
---	FG	---
1 vs. Anderson (11/11/19)	FGA	1 vs. Anderson (11/11/19)
---	3FG	---
---	3FGA	---
---	FT	---
---	FTA	---
1 vs. Anderson (11/11/19)	STL	1 vs. Anderson (11/11/19)
1 vs. Anderson (11/11/19)	BLK	1 vs. Anderson (11/11/19)
9 vs. Anderson (11/11/19)	MIN	9 vs. Anderson (11/11/19)

#### GAME-BY-GAME

Opponent	MIN	FG	3FG	FT	O-D-T	PF	A	TO	B	S	PTS
at Butler					DID NOT PLAY						
at Bradley	0+	0-0	0-0	0-0	0-0-0	0	0	0	0	0	0
Anderson	9	0-1	0-0	0-0	2-0-2	2	0	1	1	1	0
at South Fla.	0+	0-0	0-0	0-0	0-0-0	0	0	0	0	0	0
at Loyola	1	0-0	0-0	0-0	0-0-0	0	0	0	0	0	0
vs. Loyola (Md.)					DID NOT PLAY						
vs. Southern	0+	0-0	0-0	0-0	0-0-0	0	0	0	0	0	0
Evansville	1	0-0	0-0	0-0	0-0-0	0	0	0	0	0	0
at Morehead St.					DID NOT PLAY						
at Ball St.	3	0-0	0-0	0-0	0-0-0	1	0	0	0	0	0
IU South Bend					DID NOT PLAY						
Purdue FW					DID NOT PLAY						
at Fresno St.					DID NOT PLAY						
Youngstown St.											
Cleveland St.											
at Milwaukee											
at Green Bay											
Wright St.											
Northern Ky.											
UIC											
at Detroit Mercy											
at Oakland											
at Cleveland St.											
at Youngstown St.											
Green Bay											
Milwaukee											
at Northern Ky.											
at Wright St.											
at UIC											
Oakland											
Detroit Mercy											
HL 1st Round											
HL 2nd Round											
HL Semis											
HL Finals											

\* denotes starter

#### CAREER STATS

Season	GP-GS	MIN-Avg	FG	Pct.	3FG	Pct.	FT	Pct.
2019-20	7-0	14-2.0	0-1	.000	0-0	.000	0-0	.000
<b>TOTALS</b>	<b>7-0</b>	<b>14-2.0</b>	<b>0-1</b>	<b>.000</b>	<b>0-0</b>	<b>.000</b>	<b>0-0</b>	<b>.000</b>

#### REBOUNDS

Season	O-D-REB-AVG.	PF-DQ	AST	TO	BLK	STL	PTS-PPG
2019-20	2-0-2-0.3	3-0	0	1	1	1	0-0.0
<b>TOTALS</b>	<b>2-0-2-0.3</b>	<b>2-0</b>	<b>0</b>	<b>1</b>	<b>1</b>	<b>1</b>	<b>0-0.0</b>

#### CAREER/SEASON HIGHS

CAREER HIGH	CATEGORY	SEASON HIGH
---	PTS	---
2 vs. Anderson (11/11/19)	REB	2 vs. Anderson (11/11/19)
---	AST	---
---	FG	---
1 at Bradley (11/9/19)	FGA	1 at Bradley (11/9/19)
---	3FG	---
---	3FGA	---
---	FT	---
---	FTA	---
---	STL	---
1 vs. Anderson (11/11/19)	BLK	1 vs. Anderson (11/11/19)
4 vs. Anderson (11/11/19)	MIN	4 vs. Anderson (11/11/19)

#### GAME-BY-GAME

Opponent	MIN	FG	3FG	FT	O-D-T	PF	A	TO	B	S	PTS
at Butler					DID NOT PLAY						
at Bradley	1	0-1	0-0	0-0	0-0-0	0	0	0	0	0	0
Anderson	4	0-0	0-0	0-0	0-2-2	0	0	2	1	0	0
at South Fla.					DID NOT PLAY						
at Loyola	1	0-0	0-0	0-0	0-0-0	0	0	0	0	0	0
vs. Loyola (Md.)					DID NOT PLAY						
vs. Southern					DID NOT PLAY						
Evansville					DID NOT PLAY						
at Morehead St.					DID NOT PLAY						
at Ball St.	2	0-0	0-0	0-0	0-0-0	0	0	0	0	0	0
IU South Bend					DID NOT PLAY						
Purdue FW					DID NOT PLAY						
at Fresno St.					DID NOT PLAY						
Youngstown St.											
Cleveland St.											
at Milwaukee											
at Green Bay											
Wright St.											
Northern Ky.											
UIC											
at Detroit Mercy											
at Oakland											
at Cleveland St.											
at Youngstown St.											
Green Bay											
Milwaukee											
at Northern Ky.											
at Wright St.											
at UIC											
Oakland											
Detroit Mercy											
HL 1st Round											
HL 2nd Round											
HL Semis											
HL Finals											

\* denotes starter

#### CAREER STATS

Season	GP-GS	MIN-Avg	FG	Pct.	3FG	Pct.	FT	Pct.
2019-20	4-0	8-2.0	0-1	.000	0-0	.000	0-0	.000
<b>TOTALS</b>	<b>4-0</b>	<b>8-2.0</b>	<b>0-1</b>	<b>.000</b>	<b>0-0</b>	<b>.000</b>	<b>0-0</b>	<b>.000</b>

#### REBOUNDS

Season	O-D-REB-AVG.	PF-DQ	AST	TO	BLK	STL	PTS-PPG
2019-20	0-2-2-0.5	0-0	0	2	1	0	0-0.0
<b>TOTALS</b>	<b>0-2-2-0.5</b>	<b>0-0</b>	<b>0</b>	<b>2</b>	<b>1</b>	<b>0</b>	<b>0-0.0</b>

## PLAYER BIOS



### GRANT WEATHERFORD #23

**Junior | Guard**  
**6-2 | 195**  
**Cicero, Ind.**  
**Hamilton Heights (Purdue/Midland J.C.)**

**Birthdate:** August 7, 1996 (age 23)  
**Major:** General Studies

#### QUICK NOTES

Began his college career by redshirting in 2015-16 at Purdue before transferring to Midland [Tex.] College for the 2016-17 season... was granted a clock extension in December 2018, effectively, making him a junior... comes from a family filled with athletes as brother Sterling is a sophomore DB on the Miami (Ohio) football team, older sister Dakota played basketball at Evansville & Louisville and oldest brother Austin played basketball at Rose Hulman... also garnered D1 football interest as a WR (155 catches, 60 TDs in high school).

#### CAREER/SEASON HIGHS

CAREER HIGH	CATEGORY	SEASON HIGH
21 vs. Green Bay (2/24/19)	PTS	17 at Morehead State (12/4/19)
9 - 2x	REB	9 vs. Anderson (11/11/19)
6 - 3x	AST	6 vs. Purdue Fort Wayne (12/14/19)
7 at Morehead State (12/4/19)	FG	7 at Morehead State (12/4/19)
12 vs. Green Bay (2/24/19)	FGA	10 at Morehead State (12/4/19)
5 - 2x	3FG	5 at Fresno State (12/20/19)
6 vs. Green Bay (2/24/19)	3FGA	5 at Fresno State (12/20/19)
7 - 2x	FT	5 vs. Purdue Fort Wayne (12/14/19)
8 vs. Western Illinois (12/15/18)	FTA	6 vs. Purdue Fort Wayne (12/14/19)
5 vs. Purdue Fort Wayne (12/14/19)	STL	5 vs. Purdue Fort Wayne (12/14/19)
1 - 5x	BLK	1 at Fresno State (12/20/19)
38 at Morehead State (12/4/19)	MIN	38 at Morehead State (12/4/19)

#### GAME-BY-GAME

Opponent	MIN	FG	3FG	FT	O-D-T	PF	A	TO	B	S	PTS
at Butler*	30	3-5	0-1	0-2	2-3-5	1	1	1	0	0	6
at Bradley*	32	0-6	0-4	1-2	0-1-1	1	4	4	0	0	1
Anderson	23	3-3	0-0	0-0	3-6-9	1	4	3	0	2	6
at South Fla.	34	2-2	0-0	2-2	0-3-3	1	1	1	0	2	6
at Loyola	27	0-2	0-0	0-0	0-0-0	2	3	1	0	0	0
vs. Loyola (Md.)	29	1-3	0-0	2-4	1-4-5	3	4	4	0	2	4
vs. Southern	32	2-4	0-1	2-2	0-1-1	3	4	2	0	3	6
Evansville	31	1-4	0-0	2-2	3-3-6	2	1	1	0	1	4
at Morehead St.*	38	7-10	3-4	0-1	1-1-2	3	1	1	0	1	17
at Ball St.*	31	4-8	0-1	2-3	1-6-7	3	1	4	0	0	10
IU South Bend*	37	1-4	0-1	1-3	2-5-7	1	3	4	0	2	3
Purdue FW*	35	4-7	1-3	5-6	1-3-4	3	6	1	0	5	14
at Fresno St.*	35	5-8	5-5	1-2	1-2-3	2	1	3	1	2	16
Youngstown St.											
Cleveland St.											
at Milwaukee											
at Green Bay											
Wright St.											
Northern Ky.											
UIC											
at Detroit Mercy											
at Oakland											
at Cleveland St.											
at Youngstown St.											
Green Bay											
Milwaukee											
at Northern Ky.											
at Wright St.											
at UIC											
Oakland											
Detroit Mercy											
HL 1st Round											
HL 2nd Round											
HL Semis											
HL Finals											

\* denotes starter

#### CAREER STATS

Season	GP-GS	MIN-Avg	FG	Pct.	3FG	Pct.	FT	Pct.
2018-19	33-33	861-26.1	70-142	.493	11-24	.458	52-72	.722
2019-20	13-7	414-31.8	33-66	.500	9-20	.450	18-29	.621
<b>TOTALS</b>	<b>46-40</b>	<b>1275-27.7</b>	<b>103-208</b>	<b>.495</b>	<b>20-44</b>	<b>.455</b>	<b>70-101</b>	<b>.693</b>

#### REBOUNDS

Season	O-D-REB-AVG.	PF-DQ	AST	TO	BLK	STL	PTS-PPG
2018-19	25-75-100-3.0	86-3	83	49	4	38	203-6.2
2019-20	15-38-53-4.1	26-0	34	30	1	20	93-7.2
<b>TOTALS</b>	<b>40-113-153-3.3</b>	<b>112-3</b>	<b>117</b>	<b>79</b>	<b>5</b>	<b>58</b>	<b>296-6.4</b>



### ZO TYSON

# #30

**Grad Student | Forward**  
**6-9 | 195**  
**Fayetteville, N.C.**  
**Trinity Christian (Colorado State)**

**Birthdate:** Oct. 18, 1995 (age 24)  
**Major:** Sports Journalism

#### QUICK NOTES

Oldest student-athlete on the team, pursuing a Master's degree in sports journalism... missed the Jaguars' exhibition game due to injury... graduate-transfer will play his final season at IUPUI after spending the past two years at Colorado State... played his first two seasons at Cafe Fear C.C., including averaging 14.0 points and 8.4 rebounds per game as a sophomore... actual first name is Lonzia, but he opts to go by Zo.

#### CAREER/SEASON HIGHS

CAREER HIGH	CATEGORY	SEASON HIGH
8 - 2x	PTS	8 - 3x
6 vs. Southern (11/26/19)	REB	6 vs. Southern (11/26/19)
2 - 3x	AST	2 - twice
4 - 2x	FG	4 - 2x
5 at Butler (11/6/19)	FGA	5 at Butler (11/6/19)
---	3FG	---
---	3FGA	---
4 - twice	FT	4 vs. Southern (11/26/19)
6 vs. Southern (11/26/19)	FTA	6 vs. Southern (11/26/19)
3 at Butler (11/6/19)	STL	3 at Butler (11/6/19)
3 vs. Southern (11/26/19)	BLK	3 vs. Southern (11/26/19)
27 at Butler (11/6/19)	MIN	27 at Butler (11/6/19)

#### GAME-BY-GAME

Opponent	MIN	FG	3FG	FT	O-D-T	PF	A	TO	B	S	PTS
at Butler	27	4-5	0-0	0-0	3-2-5	4	2	2	1	3	8
at Bradley	13	1-1	0-0	0-0	1-2-3	4	0	2	0	0	2
Anderson*	9	0-2	0-0	0-0	0-3-3	2	0	2	0	0	0
at South Fla.*	11	1-2	0-0	0-0	0-2-2	4	0	1	0	1	2
at Loyola*	22	4-4	0-0	0-1	1-3-4	4	1	1	0	0	8
vs. Loyola (Md.)*	13	2-3	0-0	0-0	0-1-1	4	0	0	0	0	4
vs. Southern*	25	2-3	0-0	4-6	1-5-6	2	2	0	3	0	8
Evansville*	18	0-0	0-0	0-0	1-3-4	0	1	0	0	0	0
at Morehead St.*	17	0-3	0-0	0-0	1-1-2	1	0	1	0	0	0
at Ball St.*	10	1-3	0-0	2-2	2-0-2	3	0	1	0	0	4
IU South Bend	8	1-2	0-0	0-0	2-1-3	0	0	0	1	1	2
Purdue FW	7	0-0	0-0	0-0	0-1-1	1	0	0	1	0	0
at Fresno St.	14	0-0	0-0	0-1	0-2-2	4	1	2	1	0	0
Youngstown St.											
Cleveland St.											
at Milwaukee											
at Green Bay											
Wright St.											
Northern Ky.											
UIC											
at Detroit Mercy											
at Oakland											
at Cleveland St.											
at Youngstown St.											
Green Bay											
Milwaukee											
at Northern Ky.											
at Wright St.											
at UIC											
Oakland											
Detroit Mercy											
HL 1st Round											
HL 2nd Round											
HL Semis											
HL Finals											

\* denotes starter

#### CAREER STATS


Season	GP-GS	MIN-Avg	FG	Pct.	3FG	Pct.	FT	Pct.
2018-19*	12-0	62-5.2	3-6	.500	0-0	.000	5-9	.556
2019-20	13-8	194-14.9	16-28	.571	0-0	.000	6-10	.600
<b>TOTALS</b>	<b>13-8</b>	<b>194-14.9</b>	<b>16-28</b>	<b>.571</b>	<b>0-0</b>	<b>.000</b>	<b>6-10</b>	<b>.600</b>

#### REBOUNDS

Season	O-D-REB-AVG.	PF-DQ	AST	TO	BLK	STL	PTS-PPG
2018-19*	2-11-13-1.1	9-0	6	5	5	1	11-0.9
2019-20	12-26-38-2.9	36-0	7	12	7	5	38-2.9
<b>TOTALS</b>	<b>12-26-38-2.9</b>	<b>36-0</b>	<b>7</b>	<b>12</b>	<b>7</b>	<b>5</b>	<b>38-2.9</b>

\*at Colorado State / TOTALS only reflect IUPUI totals

## PLAYER BIOS



### ELYJAH GOSS

# #32

**Junior | Forward**  
**6-7 | 195**  
**Bolingbrook, Ill.**  
**Plainfield East**

**Birthdate:** April 28, 1998 (age 21)  
**Major:** Sports Management

#### QUICK NOTES

Late bloomer redshirted his first season at IUPUI before taking over a starting role last season and leading the team in rebounding... was an honorable mention All-State selection as a senior at Plainfield (Ill.) East High School after racking up 16 double-doubles and shooting a school record 56 percent from the floor... is the only player in Plainfield East history to average a double-double for a full season.

#### CAREER/SEASON HIGHS

CAREER HIGH	CATEGORY	SEASON HIGH
17 vs. IU South Bend (12/10/19)	PTS	17 vs. IU South Bend (12/10/19)
21 vs. IU South Bend (12/10/19)	REB	21 vs. IU South Bend (12/10/19)
3 - 2x	AST	2 at South Florida (11/13/19)
7 vs. IU South Bend (12/10/19)	FG	7 vs. IU South Bend (12/10/19)
11 at Ball State (12/7/19)	FGA	11 at Ball State (12/7/19)
2 at Boston College (11/14/18)	3FG	---
3 vs. Eastern Illinois (11/10/18)	3FGA	1 at Butler (11/6/19)
6 vs. Cleveland State (1/10/19)	FT	4 - twice
8 at Morehead State (12/21/18)	FTA	6 - 3x
2 - 6x	STL	1 - 6x
4 - twice	BLK	4 vs. IU South Bend (12/10/19)
33 - twice	MIN	32 - twice

#### GAME-BY-GAME

Opponent	MIN	FG	3FG	FT	O-D-T	PF	A	TO	B	S	PTS
at Butler*	20	3-8	0-1	0-0	1-2-3	1	0	2	1	1	6
at Bradley*	23	2-5	0-0	0-0	4-4-8	2	1	1	2	0	4
Anderson	14	4-8	0-0	3-5	4-6-10	2	1	2	1	0	11
at South Fla.	21	1-4	0-0	1-2	0-4-4	1	2	1	1	0	3
at Loyola	16	1-5	0-0	0-0	3-2-5	2	1	3	0	0	2
vs. Loyola (Md.)*	31	5-9	0-0	4-6	6-7-13	2	0	3	0	0	14
vs. Southern*	25	5-7	0-0	0-1	2-3-5	3	1	3	1	0	10
Evansville*	28	4-9	0-0	0-2	1-8-9	2	0	1	0	1	8
at Morehead St.*	29	2-6	0-0	0-0	2-15-17	4	1	4	2	0	4
at Ball St.*	27	3-11	0-0	4-6	7-2-9	2	0	2	0	1	10
IU South Bend*	32	7-10	0-0	3-4	7-14-21	3	1	2	4	1	17
Purdue FW*	32	4-8	0-0	0-0	2-9-11	3	0	4	1	1	8
at Fresno St.*	29	2-2	0-0	2-6	2-5-7	2	0	1	0	1	6
Youngstown St.											
Cleveland St.											
at Milwaukee											
at Green Bay											
Wright St.											
Northern Ky.											
UIC											
at Detroit Mercy											
at Oakland											
at Cleveland St.											
at Youngstown St.											
Green Bay											
Milwaukee											
at Northern Ky.											
at Wright St.											
at UIC											
Oakland											
Detroit Mercy											
HL 1st Round											
HL 2nd Round											
HL Semis											
HL Finals											

\* denotes starter

#### CAREER STATS

Season	GP-GS	MIN-Avg	FG	Pct.	3FG	Pct.	FT	Pct.
2017-18	30-0	414-13.8	41-93	.441	4-13	.308	22-29	.759
2018-19	31-25	710-22.9	79-150	.527	7-24	.292	46-65	.708
2019-20	13-10	327-25.2	43-92	.467	0-1	.000	17-32	.531
<b>TOTALS</b>	<b>74-35</b>	<b>1451-19.6</b>	<b>163-335</b>	<b>.487</b>	<b>11-38</b>	<b>.289</b>	<b>85-126</b>	<b>.675</b>

#### REBOUNDS

Season	O-D-REB-AVG.	PF-DQ	AST	TO	BLK	STL	PTS-PPG
2017-18	38-68-106-3.5	46-0	12	20	11	12	108-3.6
2018-19	61-135-196-6.3	51-0	23	28	24	19	211-6.8
2019-20	41-81-122-9.4	29-0	8	29	13	6	103-7.9
<b>TOTALS</b>	<b>140-284-424-5.7</b>	<b>126-0</b>	<b>43</b>	<b>77</b>	<b>48</b>	<b>37</b>	<b>422-5.7</b>

## EARLY SIGNING PERIOD



### SADAIDRIENE HALL

**Nickname:** DayDay

**Forward**  
**6-6 | 200**  
**Sulphur Springs, Texas**  
**Sulphur Springs High School**

#### QUICK NOTES

- Second Team All-State and First Team All-District and All-Region honoree as a junior at Sulphur Springs (Texas) High School after averaging 16 points and 12 rebounds per game
- Shot 65 percent from the floor and 80 percent from the free throw line as a junior.
- Helped Sulphur Springs to a 29-9 record, a second straight district title and the program's first-ever state tournament appearance
- Helped Sulphur Springs go 31-6 his sophomore year with a district title
- Owns career-highs of 38 points and 22 rebounds in a game
- Currently ranked No. 32 in the 2020 class in the state of Texas according to TexasBoysBasketball.com
- Rated the No. 35 player in the state of Texas by Rivals.com after climbing more than 70 spots after his play last summer
- Plays AAU for Dallas Showtime and was named to the Second Team All-UA Rise Team after averaging 17.5 points per game and shooting 63.3 percent from the floor
- Helped Dallas Showtime finish atop the UA Rise 17U Division with a 9-1 record
- Also named First Team Prep Hoops Regional All-American and a Second Team Prep Hoops All-American after helping Showtime to a 15-2 mark on the Prep Hoops Circuit
- Academically has maintained a 3.5 grade point average

#### Coach Rimm on Hall:

"DayDay is a very high motor athlete that I believe Jag Nation will embrace. He's one of the most intense high school players I've seen in a very long time. He's an all around proven winner."

## TEAM IMPACT - CAYDEN BARINGER



### CAYDEN BARINGER

**Nickname:** Cay Jax  
**Dream Vacation Destination:** China  
**Favorite Movie:** Matilda  
**Favorite Food:** Cereal  
**Favorite Athlete:** Steph Curry  
**Super Power You'd Love to Have:** Read Minds

#### QUICK NOTES

Through a partnership with Team IMPACT, 9-year old **Cayden Baringer** signed with the IUPUI basketball team on Dec. 19, 2018 at a ceremony at the IUPUI Athletics Offices.

Baringer, a Carmel-native, was diagnosed with Leukodystrophy in 2017. Leukodystrophies are a group of rare, progressive, metabolic, genetic diseases that affect the brain, spinal cord and often the peripheral nerves. Each type of leukodystrophy is caused by a specific gene abnormality that leads to abnormal development or destruction of the white matter (myelin sheath) of the brain.

Cayden, his mother Cara, and brothers Liam and Lucas, will be frequent guests to IUPUI games, practices and team events now that he's officially signed with the program.



# LAST FOUR BOX SCORES

## GAME #10 • BALL STATE 102, IUPUI 54 (MUNCIE, IND. - WORTHEN ARENA)

### IUPUI 54 • 2-8,0-0 Horizon

#	Player	Total		3-Ptr		Rebounds			PF	TP	A TO Blk Stl				Min
		FG-FGA	FG-FGA	FT-FTA	FT-FTA	Off	Def	Tot			A	TO	Blk	Stl	
30	TYSON, Zo	f	1-3	0-0	2-2	2	0	2	3	4	0	1	0	0	10
32	GOSS, Elyjah	f	3-11	0-0	4-6	7	2	9	2	10	0	2	0	1	27
01	MINNETT, Jaylen	g	6-12	4-7	1-3	0	3	3	0	17	0	1	0	1	35
14	BURK, Marcus	g	2-8	1-3	1-2	0	1	1	5	6	0	2	0	1	24
23	WEATHERFORD, Grant	g	4-8	0-1	2-3	1	6	7	3	10	1	4	0	0	31
01	KEMP, Jakoby		1-7	0-0	0-0	2	0	2	1	2	0	0	0	1	11
02	JACKSON JR., Jamil		1-4	0-2	1-2	0	2	2	1	3	0	2	0	0	16
10	DePERSIA, Mike		0-1	0-0	0-1	2	0	2	2	0	1	2	0	0	15
11	KENYON, Brandon		0-2	0-1	0-0	0	0	0	0	0	0	0	0	0	7
13	WILLIAMS, Isaiah		1-7	0-0	0-0	1	3	4	5	2	0	2	0	0	19
15	WHITE, Taveion		0-0	0-0	0-0	0	0	0	1	0	0	0	0	0	3
20	STOLTZ, Sawyer		0-0	0-0	0-0	0	0	0	0	0	0	0	0	0	2
Team						2	1	3							
Totals			19-63	5-14	11-19	17	18	35	23	54	2	16	0	4	200
FG % 1st Half: 10-30		33.3%	2nd half: 9-33		27.3%	Game: 19-63		30.2%	Deadball						
3FG % 1st Half: 2-6		33.3%	2nd half: 3-8		37.5%	Game: 5-14		35.7%	Rebounds						
FT % 1st Half: 2-6		33.3%	2nd half: 9-13		69.2%	Game: 11-19		57.9%	5						

### Ball St. 102 • 5-4,0-0 MAC

#	Player	Total		3-Ptr		Rebounds			PF	TP	A TO Blk Stl				Min
		FG-FGA	FG-FGA	FT-FTA	FT-FTA	Off	Def	Tot			A	TO	Blk	Stl	
12	Brachen Hazen	f	3-5	1-3	1-4	0	3	3	3	8	6	1	1	1	20
14	Kyle Mallers	f	4-8	1-5	2-2	2	4	6	1	11	0	0	0	2	25
02	Luke Bumbalough	g	4-9	4-9	0-2	1	1	2	2	12	1	0	0	1	28
05	Ishmael El-Amin	g	5-9	3-5	5-6	1	3	4	2	18	4	3	0	0	26
11	Jarron Coleman	g	7-8	3-4	3-3	0	2	2	0	20	1	2	0	0	19
00	Mirnye Thomas		0-3	0-1	4-4	0	3	3	0	4	0	0	0	1	6
03	Josh Thompson		3-5	2-4	0-0	0	1	1	2	8	3	1	0	2	22
04	Lucas Krott		0-1	0-0	0-0	0	0	0	0	0	0	0	0	0	6
13	Kani Acree		3-5	1-3	4-4	2	1	3	3	11	2	1	1	1	21
25	Tahjai Teague		2-3	0-0	4-4	1	7	8	2	8	1	1	6	1	21
34	Ben Hendriks		1-2	0-0	0-0	1	1	2	0	2	2	0	0	0	6
Team						1	3	4							
Totals			32-58	15-34	23-29	9	29	38	15	102	20	9	8	9	200
FG % 1st Half: 12-27		44.4%	2nd half: 20-31		64.5%	Game: 32-58		55.2%	Deadball						
3FG % 1st Half: 7-20		35.0%	2nd half: 8-14		57.1%	Game: 15-34		44.1%	Rebounds						
FT % 1st Half: 9-14		64.3%	2nd half: 14-15		93.3%	Game: 23-29		79.3%	5,1						

Officials: Chris Pacsi,Brian McNutt,Todd Von Sossan  
 Technical fouls: IUPUI-None. Ball St.-None.  
 Attendance: 4733

Score by periods	1st	2nd	Total
IUPUI	24	30	54
Ball St.	40	62	102

	In	Off	2nd	Fast	Bench
Points IUPUI	20	2	16	5	7
BSU	26	20	21	10	33

Last FG - IUPUI 2nd-01:46, BSU 2nd-00:25.  
 Largest lead - IUPUI by 2 1st-18:51, BSU by 48 2nd-00:25.  
 IUPUI led for 01:29. BSU led for 36:52. Game was tied for 01:39.

Score tied - 1 time.  
 Lead changed - 1 time.

## GAME #12 • IUPUI 74, PURDUE FORT WAYNE 65 (INDIANAPOLIS - INDIANA FARMERS COLISEUM)

### Purdue Fort Wayne 65 • 7-7,0-0 Summit L

#	Player	Total		3-Ptr		Rebounds			PF	TP	A TO Blk Stl				Min
		FG-FGA	FG-FGA	FT-FTA	FT-FTA	Off	Def	Tot			A	TO	Blk	Stl	
11	Dylan Carl	f	3-6	0-1	0-1	1	1	2	1	6	1	2	2	0	25
13	Matt Holba	f	2-5	0-3	1-1	1	5	6	1	5	2	2	0	0	25
01	Jarred Godfrey	g	5-14	4-11	0-2	1	5	6	1	14	1	3	0	1	37
02	Brian Patrick	g	5-16	2-7	0-0	2	1	3	3	12	0	1	0	2	27
41	Marcus DeBerry	g	2-7	1-5	0-0	0	3	3	1	5	4	0	2	0	22
05	Tionne Rollins		1-2	1-2	0-1	1	1	2	0	3	0	1	0	1	6
15	Deonte Billups		1-5	1-3	0-0	1	2	3	3	3	1	0	0	0	21
24	DeMierre Black		7-12	1-3	2-2	0	4	4	3	17	4	3	0	2	22
31	Josh Inkumsah		0-0	0-0	0-0	0	0	0	0	0	0	0	0	0	3
34	Cameron Benford		0-0	0-0	0-0	0	1	1	4	0	1	0	0	0	12
Team						9	4	13			3				
Totals			26-67	10-35	3-7	16	27	43	17	65	14	15	4	6	200
FG % 1st Half: 12-33		36.4%	2nd half: 14-34		41.2%	Game: 26-67		38.8%	Deadball						
3FG % 1st Half: 6-19		31.6%	2nd half: 4-16		25.0%	Game: 10-35		28.6%	Rebounds						
FT % 1st Half: 0-1		0.0%	2nd half: 3-6		50.0%	Game: 3-7		42.9%	1						

### IUPUI 74 • 4-8,0-0 Horizon

#	Player	Total		3-Ptr		Rebounds			PF	TP	A TO Blk Stl				Min
		FG-FGA	FG-FGA	FT-FTA	FT-FTA	Off	Def	Tot			A	TO	Blk	Stl	
32	GOSS, Elyjah	f	4-8	0-0	0-0	2	9	11	3	8	0	4	1	1	32
00	MINNETT, Jaylen	g	5-16	3-11	4-4	0	5	5	0	17	4	2	0	0	36
13	WILLIAMS, Isaiah	g	3-5	0-0	0-0	1	3	4	6	1	2	1	0	0	23
14	BURK, Marcus	g	7-14	3-8	5-6	0	4	4	1	22	4	0	0	2	35
23	WEATHERFORD, Grant	g	4-7	1-3	5-6	1	3	4	3	14	6	1	0	5	35
02	JACKSON JR., Jamil		2-6	1-3	0-0	0	1	1	0	5	1	0	1	1	17
10	DePERSIA, Mike		1-2	0-1	0-0	0	0	0	2	2	0	1	0	1	15
30	TYSON, Zo		0-0	0-0	0-0	0	1	1	1	0	0	0	1	0	7
Team						2	2	4			1				
Totals			26-58	8-26	14-16	6	28	34	14	74	16	11	4	10	200
FG % 1st Half: 15-33		45.5%	2nd half: 11-25		44.0%	Game: 26-58		44.8%	Deadball						
3FG % 1st Half: 6-17		35.3%	2nd half: 2-9		22.2%	Game: 8-26		30.8%	Rebounds						
FT % 1st Half: 6-7		85.7%	2nd half: 8-9		88.9%	Game: 14-16		87.5%	1						

Officials: Greg Langsdorf,Brad Clauss,Jeff Spodoske  
 Technical fouls: Purdue Fort Wayne-TEAM. IUPUI-None.  
 Attendance: 1098

Score by periods	1st	2nd	Total
Purdue Fort Wayne	30	35	65
IUPUI	42	32	74

	In	Off	2nd	Fast	Bench
Points Pur-FW	26	5	15	6	23
IUPUI	28	14	4	21	7

Last FG - Pur-FW 2nd-00:35, IUPUI 2nd-00:44.  
 Largest lead - Pur-FW None, IUPUI by 14 2nd-19:40.  
 Pur-FW led for 00:00. IUPUI led for 39:40. Game was tied for 00:20.

Score tied - 0 times.  
 Lead changed - 0 times.

## GAME #11 • IUPUI 80, IU SOUTH BEND 60 (INDIANAPOLIS - INDIANA FARMERS COLISEUM)

### Ind.-South Bend 60 • 0-0

#	Player	Total		3-Ptr		Rebounds			PF	TP	A TO Blk Stl				Min
		FG-FA	FG-FGA	FT-FTA	Off	Def	Tot	A			TO	Blk	Stl		
01	Miles Tracy	f	2-7	0-2	1-2	2	5	7	1	5	1	4	4	0	29
02	Norell Smith	g	0-3	0-3	0-0	0	2	2	2	0	0	1	0	1	16
11	Dylan Allen	g	1-9	0-3	0-0	1	1	2	4	2	1	3	0	3	23
22	Sergio Diaz	g	3-5	2-4	0-0	1	5	6	0	8	1	2	2	1	21
23	Kourtland Martin	g	9-14	0-2	1-1	1	1	2	2	19	2	5	0	4	28
00	Kenny Washington		0-1	0-0	0-0	0	4	4	2	0	3	1	0	0	15
03	Donyell Meredith		2-7	1-3	0-0	2	2	4	2	5	1	3	0	1	18
04	Myles Simmons		2-6	0-0	0-0	1	0	1	0	4	1	4	0	2	19
13	Rickey Bonds		0-0	0-0	0-0	0	0	0	0	0	0	0	0	0	2
20	Micah Poole		3-4	2-3	0-0	1	2	3	1	8	0	0	1	1	8
24	Sam Snodgrass		0-2	0-2	0-0	0	1	1	0	0	0	0	0	1	2
33	Miguel Mahan		4-6	1-2	0-0	2	1	3	4	9	0	1	0	0	17
45	Dane Simatovich		0-1	0-1	0-0	0	1	1	0	0	0	0	0	0	2
Team						2	1	3			1				
Totals			26-65	6-25	2-3	13	26	39	18	60	10	25	7	14	200
FG % 1st Half: 10-33		30.3%	2nd half: 16-32	50.0%	Game: 26-65		40.0%							Deadball	
3FG % 1st Half: 1-12		8.3%	2nd half: 5-13	38.5%	Game: 6-25		24.0%							Rebounds	
FT % 1st Half: 1-1		100.0	2nd half: 1-2	50.0%	Game: 2-3		66.7%							0	