

IUPUI JAGUARS

2010-11 Basketball

**IUPUI (14-10, 8-3)
vs. Oakland (17-8, 12-0)**

**Saturday, Feb. 5, 2011 - 7:00 ET
Conseco Fieldhouse (18,345)
Indianapolis, Ind.**



JAGUARS

I U P U I

■ IUPUI Probable Starters

Pos.	#	Name	PPG	RPG	APG	FG	3FG	FT
G	1	Leroy Nobles (6-5/Sr.)	16.6	3.8	1.3	43.8	32.1	77.8
G	2	Stephen Thomas (6-1/Jr.)	10.9	3.6	2.6	49.5	40.7	81.0
G	15	Sean Esposito (6-3/So.)	2.9	1.0	0.4	36.0	38.1	--
F	5	Alex Young (6-6/Jr.)	19.5	6.8	2.3	46.9	30.0	73.1
F	55	Christian Siakam (6-7/Jr.)	8.0	6.1	0.4	62.5	--	77.5

■ Off the Bench

Pos.	#	Name	PPG	RPG	APG	FG	3FG	FT
G	12	Greg Rice (5-11/So.)	1.3	1.2	0.5	16.7	00.0	100
G	13	David Mazanowski (6-3/So.)	0.0	0.0	0.0	--	--	--
G	23	P.J. Hubert (6-5/Fr.)	2.3	0.3	0.2	46.7	53.8	00.0
G/F	24	Nick Kitcoff (6-7/So.)	0.0	0.4	0.2	00.0	00.0	--
F	30	Donovan Gibbs (6-7/Fr.)	2.8	1.7	0.3	58.5	00.0	42.9
F	32	Anthony Williams (6-8/Sr.)	1.1	1.4	0.1	33.3	--	70.0
G	42	John Ashworth (6-3/Sr.)	4.7	3.2	2.9	36.6	38.1	87.5
G	44	Nick DeSchepper (6-3/Sr.)	0.9	0.2	0.8	18.2	14.3	77.8
C	50	Mitchell Patton (6-9/Fr.)	2.9	0.7	0.0	43.4	40.0	87.5

■ ABOUT THE GAME

IUPUI will cap its two-game Conseco Fieldhouse home stand when it hosts Oakland (17-8, 12-0) on Saturday night at 7:00 p.m. inside the downtown home of the Indiana Pacers. The game can be heard live in the Indianapolis-area on 88.3 FM / The Walk as Scott McCauley (play-by-play) and Angelo Smith (analyst) describe the action. In addition, the game can be viewed live via the internet as part of the IUPUI LIVE! subscription service on IUPUIJags.com.

■ LAST MEETING/SERIES INFORMATION

IUPUI is 12-21 all-time against Oakland, including losing 85-71 in Rochester on Jan. 6 of this year. The Jaguars were the last Summit League team to beat OU, knocking them off 78-54 in The Jungle last season.

Oakland hit 15-of-23 from three in the earlier win, getting 46 points from its starting backcourt of Reggie Hamilton and Travis Bader. OU led by as many as 21 in the first half and never let the Jaguars get closer than nine after intermission. **Leroy Nobles** and **Alex Young** led the Jags with 18 apiece and **Stephen Thomas** contributed 14 in the loss.

■ LAST TIME OUT

All five Jags scored in double-digits and IUPUI shot 56.9 percent collectively en route to an 86-77 win over IPFW on Thursday night. **Alex Young** paved the way with 23 points while Cathedral-grads **Stephen Thomas** (19 pts) and **Sean Esposito** (18 pts).

IUPUI fell behind by eight early, but used a 19-0 run spanning the end of the first and start of the second halves to seize control of the contest. Despite the Jaguars building a 20-point second half lead, IPFW closed within six before the Jags pulled away late.

Leroy Nobles added 14 points on a subpar shooting night and **Christian Siakam** tallied 10 before fouling out. Frank Gaines paced IPFW with 22 points and Zach Plackemeier added 16 in defeat. IUPUI outrebounded IPFW 32-24, although the 'Dons committed just seven turnovers, marking the fewest by an IUPUI foe this season.

■ GETTING VOTES

After a 10-week hiatus, IUPUI returned to receiving votes in the Collegensider.com Mid-Major Top 25 this week, earning five tallies. The Jaguars are one

■ 2010-11 Schedule/Results

Date	Opponent	Time/Result
Nov. 1	# Anderson	W, 84-60
Nov. 5	# Marian	W, 76-45
Nov. 14	^ at No. 12 Gonzaga	L, 56-86
Nov. 16	IU-Northwest	W, 83-62
Nov. 20	^ at Miami (Ohio)	L, 58-59
Nov. 21	^ vs. No. 25 San Diego State	L, 46-61
Nov. 22	^ vs. Green Bay	W, 63-46
Nov. 27	at Saint Louis	L, 55-58
Nov. 29	IU-East	W, 103-80
Dec. 2	* Centenary	W, 77-69
Dec. 4	* Oral Roberts	L, 61-63
Dec. 9	at No. 2 Ohio State	L, 64-75
Dec. 12	at Ohio	W, 66-56
Dec. 18	at Duquesne	L, 54-81
Dec. 22	vs. No. 7 San Diego State	L, 54-56
Dec. 23	vs. San Francisco	W, 69-68
Dec. 27	at Florida Gulf Coast	W, 76-63
Dec. 30	* Western Illinois	W, 70-55
Jan. 6	* at Oakland	L, 71-85
Jan. 8	* at IPFW	W, 78-74
Jan. 13	* North Dakota State	W, 67-64
Jan. 15	* South Dakota State	W, 81-76
Jan. 20	* at UMKC	L, 77-85 (2ot)
Jan. 22	* at Southern Utah	W, 87-61
Jan. 29	* at Western Illinois	W, 56-45
Feb. 3	* IPFW (CFH)	W, 86-77
Feb. 5	* Oakland (CFH)	7:00 pm
Feb. 10	* at South Dakota State	8:00 pm
Feb. 12	* at North Dakota State	8:30 pm
Feb. 17	* Southern Utah	7:00 pm
Feb. 19	* UMKC	7:00 pm
Feb. 24	* at Oral Roberts	8:05 pm
Feb. 26	* at Centenary	5:30 pm
Mar. 5-6	% Summit League Quarterfinals	7/9:30 pm
Mar. 7	% Summit League Semifinals	7/9:30 pm
Mar. 8	% Summit League Finals	9:00 pm

exhibition game

^ O'Reilly Auto Parts CBE Classic (Spokane, Wash./Oxford, Ohio)

! Las Vegas Holiday Hoops Classic (Las Vegas, Nev.)

* Summit League game

% Summit League Tournament

(CFH) denotes games at Conseco Fieldhouse

All games broadcast on 88.3 FM / The Walk

■ **Specialty Stats**

POT - Points off Turnovers
 PP - Points in the Paint
 2nd - Second Chance Points
 BP - Bench Points

IUPUI-Opposition

Opponent	POT	PP	2nd	BP
@ Gonzaga	6-22	16-50	11-12	10-42
IU-Northwest	14-8	48-22	13-13	28-11
@ Miami	13-12	20-34	7-9	21-4
vs. S. Diego St.	12-25	16-30	6-15	6-8
vs. Green Bay	8-14	30-28	18-6	2-12
@ Saint Louis	8-20	30-22	8-2	12-34
IU-East	26-24	52-34	13-22	30-17
Centenary	13-10	28-28	14-10	15-26
Oral Roberts	24-10	28-32	5-8	2-17
@ Ohio State	9-14	18-36	6-12	12-2
@ Ohio	14-8	22-29	2-11	7-30
@ Duquesne	10-17	26-40	7-17	19-29
vs. S. Diego St.	17-18	26-32	11-9	17-8
vs. San Fran.	12-10	16-28	4-5	9-11
@ FGCU	14-14	20-22	3-10	4-10
W. Illinois	12-20	42-22	16-6	6-8
@ Oakland	12-8	22-16	12-20	10-12
@ IPFW	17-17	32-22	16-8	7-29
N. Dakota State	15-10	32-30	16-12	3-17
S. Dakota State	16-9	48-28	17-14	4-14
@ UMKC	15-21	26-28	25-14	8-7
@ S. Utah	23-4	42-28	18-9	9-14
@ W. Illinois	9-6	28-20	6-2	3-1
IPFW	11-10	34-30	7-20	2-23
Oakland				
@ S. Dakota St.				
@ N. Dakota St.				
Southern Utah				
UMKC				
@ Oral Roberts				
@ Centenary				
Summit Q's				
Summit Semis				
Summit Finals				
TOTALS	330-321	702-691	261-266	246-386
IUPUI Avg.	13.8	29.3	10.9	10.3
Opponents Avg.	13.4	28.8	11.1	16.1

■ **Team Comparisons**

IUPUI	Category	Oakland
14-10	Record	17-8
8-3	Conf. Record	12-0
97	RPI	78
69.1	Scoring Off.	83.8
66.9	Scoring Def.	74.9
+2.2	Scoring Margin	+8.9
.465	FG%	.488
.461	FG% Def.	.435
.340	3FG%	.382
.353	3FG% Def.	.363
.762	FT%	.717
31.8	Reb. Average	39.5
31.5	Opp. Reb. Average	33.4
+0.3	Rebound Margin	+6.0
10.4	Offensive Reb	13.0
21.3	Defensive Reb	26.5
10.8	Assists Avg	16.2
11.3	TO Avg	14.7
12.2	Opp. TO	12.6
+0.9	TO Margin	-2.0
2.5	Blocks Avg.	5.8
5.8	Steals Avg.	6.3
5.8	3FG Made	8.1

of three Summit League schools earning mention as Oakland is No. 9 this week and IPFW earned five votes this week.

■ **BALANCED ATTACK**

IUPUI improved to 3-0 this season in games in which five Jags score in double-digits following Thursday's win over IPFW. It marked the first time since Jan. 2, 2010 that the entire starting five scored in double-digits. The Jan. 2, 2010 game was an 85-82 loss at Oakland - Robert Glenn (21 pts), Leroy Nobles (16), Alex Young (15), John Ashworth (13) and Billy Pettiford (13).

■ **CONSECO HISTORY**

Tonight marks the ninth time IUPUI has played inside Conseco Fieldhouse and the eighth time its hosted inside the Pacers' home. The Jags are 4-4 all-time at Conseco and 4-3 when serving as the home team. Last year, IUPUI was 1-2 in the three games at Conseco with all three being decided by three points or less. Below is a breakdown of IUPUI's previous games at Conseco:

- Feb. 3, 2005 - Valparaiso 64, IUPUI 61
- Dec. 22, 2006 - Indiana 86, IUPUI 57 (IU home game)
- Nov. 25, 2008 - IUPUI 67, Eastern Illinois 60
- Dec. 23, 2008 - IUPUI 62, Indiana State 41
- Jan. 6, 2010 - Ohio 63, IUPUI 62
- Jan. 14, 2010 - IUPUI 90, Oral Roberts 87 (ot)
- Jan. 31, 2010 - IPFW 62, IUPUI 60 (ot)
- Feb. 3, 2011 - IUPUI 86, IPFW 77

■ **IRISH EYES SMILING**

Somewhere, Irish eyes were smiling on Thursday night as the former Cathedral High School backcourt of Stephen Thomas and Sean Esposito lit it up against IPFW. Thomas scored a career-high 19 points (6-8 FG, 2-2 3FG) and Esposito tied his career-high with 18 points (6-9 3FG). The duo also teamed to grab 10 boards and deliver four assists in the win.

■ **COMEBACK KIDS**

The win at Southern Utah marked the fifth time this season the Jaguars have overcome a double-digit deficit to win a basketball game. Below is a listing of those five outcomes:

Date/ Opponent	Largest Deficit	Outcome
Dec. 12 at Ohio	down 49-39 / 8:25 to play	IUPUI wins 66-56
Dec. 23 vs. San Francisco	down 40-28 / 4:12-1st half	IUPUI wins 69-68
Jan. 8 at IPFW	down 38-22 / 6:05-1st half	IUPUI wins 78-74
Jan. 15 vs. S. Dakota St.	down 18-32 / 3:56-1st half	IUPUI wins 81-76
Jan. 22 at Southern Utah	down 23-33 / 5:26-1st half	IUPUI wins 87-61

■ **TOP OF THE SUMMIT**

For the second straight week, junior Alex Young holds the top spot in The Summit League scoring race at 19.5 points per game. Last season, Young finished second in The Summit in scoring at 18.3 points per game, trailing only teammate Robert Glenn.

■ **TOP 6 AND COUNTING**

Junior Alex Young took over the No. 6 spot on IUPUI's all-time scoring list on Thursday night, surpassing Hall of Famer Kim King in the process. Young enters tonight with 1,452 career points - 106 shy of Hall of Famer Jared Lux for the No. 5 spot.

■ **ROY'S IN THE TOP 12**

Senior Leroy Nobles took over the No. 12 spot on IUPUI's career scoring list, passing Eric McKay (1,247 pts). Nobles comes in with 1,260 career points and is just 80 shy of reaching the top 10 all-time at IUPUI.

■ **STREAKING**

Junior Alex Young has scored in double-digits in 15 straight games and 23 of IUPUI's 24 outings this season. For his career, he's scored 10 or better in 73 of IUPUI's 90 games.

■ **2010-11 IUPUI JAGUARS ROSTER**

##	Pos.	Name	Cl.	Ht.	Wt.	Hometown/High School (Previous)
1	G/F	Leroy Nobles ***	Sr.	6-5	195	Louisville, Ky./Central (Harmony Prep)
2	G	Stephen Thomas	Jr.	6-1	170	Indianapolis, Ind./Cathedral (Dayton)
5	F	Alex Young **	Jr.	6-6	200	Indianapolis, Ind./Northwest
12	G	Greg Rice *	So.	5-11	183	Indianapolis, Ind./Ben Davis
13	G	David Mazanowski *	So.	6-3	190	Indianapolis, Ind./Guerin Catholic
15	G	Sean Esposito *	So.	6-3	180	Indianapolis, Ind./Cathedral
23	G	P.J. Hubert	Fr.	6-5	180	Greenfield, Ind./Mt. Vernon
24	G/F	Nick Kitcoff	So.	6-7	210	Indianapolis, Ind./Pike (Ancilla College)
30	F	Donovan Gibbs	Fr.	6-7	215	Louisville, Ky./Iroquois
32	F	Anthony Williams **	Sr.	6-8	240	Winter Haven, Fla./Lake Region (Iowa Western)
42	G	John Ashworth ***	Sr.	6-3	195	Indianapolis, Ind./Franklin Central
44	G	Nick DeSchepper *	Sr.	6-3	180	Fishers, Ind./Hamilton Southeastern (Lees-McRae)
50	F/C	Mitchell Patton	Fr.	6-9	245	Vincennes, Ind./South Knox
55	F	Christian Siakam **	Jr.	6-7	245	Cincinnati, Ohio/Harmony Community

Head Coach: Ron Hunter - 17th season (Miami [Ohio], '86)
Associate Head Coach: Todd Howard - 16th season (Louisville, '93)
Assistant Coach: Matt Crenshaw - 5th season (IUPUI, '03)
Assistant Coach: Matt Whinrey - 1st season (IUPUI, '09)
Director of Operations: Jason Buckner - 1st season (Indiana, '03)

■ **FREE MONEY**

IUPUI has climbed to 13th in the country in free throw shooting, hitting 76.2 percent collectively. The Jaguars are second in The Summit coming into Saturday's game.

■ **CARRYING THE LOAD**

Young and Nobles are accounting for 51.7 percent of the team's scoring this year, teaming to net 36 points per night. In Summit League play, the duo is tallying 55 percent of the team's scoring at 39.9 points per game.

■ **ASH'S STREAK SNAPPED**

Senior guard **John Ashworth** has his streak of 57 straight starts snapped at Southern Utah on Saturday when Hunter opted to replace him in the lineup with sophomore **Sean Esposito**.

■ **3 SHY**

Senior guard **John Ashworth** needs just three assists to become the 10th player in school history to accumulate 300 career assists.

■ **DEFENDING THE ARC**

IUPUI has yielded more threes than its made in nine of 11 Summit League games thus far, allowing foes to hit 40.2 percent and 7.6 treys per game.

■ **MAJOR MINUTES**

Three Jaguars rank among the top five in The Summit in minutes played as **Alex Young** leads the league at 36.8 mpg and **Leroy Nobles** is second at 36.0. Junior **Stephen Thomas** is fifth at 33.8 mpg. Western Illinois senior guard **Matt Lander** is the top non-Jaguar in The Summit at 35 per night.

■ **WORKING OVERTIME**

IUPUI is 0-1 in overtime this year with the double OT loss at UMKC on Jan. 20. The Jaguars have lost their past three overtime outcomes with the 2OT loss at UMKC (1/20/11), a double OT loss to Princeton (3/22/10) in the 2009-10 finale and a loss to IPFW (1/31/10) at Con-seco Fieldhouse last season.

■ **WIN THE GLASS, WIN THE GAME**

IUPUI is 10-2 overall and 7-1 in The Summit this year when the rebounding margin is even or in the Jaguars' favor. When the Jaguars are outrebounded, their record dips to 4-8 overall and 1-2 in The Summit.

■ **ESPO'S BIG SHOTS**

Sophomore **Sean Esposito** is responsible for two of the biggest makes of the season to date for the Jaguars, albeit separated by more than two weeks. The 6-foot-3 sharpshooter his a three from the corner with just under two minutes to play in the win at IPFW, pushing the Jaguars' lead from two to five.

Before that, Esposito's most recent shot attempt was his game-winning trey with 5.1 seconds left against San Francisco on Dec. 23.

■ **TOP 10 WORTHY**

Junior **Alex Young** earned a spot on ESPN SportsCenter's Top 10 players with his first half dunk at Oakland on Thursday night. The 6-foot-6 lefty knifed through the OU defense before tomahawking a one-hander around Will Hudson, earning the No. 10 ranking.

■ **GRAND COMPANY**

Both junior **Alex Young** and **Leroy Nobles** have surpassed the 1,000 career point barrier this season, becoming the 21st and 22nd to do so in school history. It marks the second year in a row that two Jags have topped 1,000 in the same season as **Rob Glenn** and **Jon Avery** both hit the mark last season.

Young became just the 21st player in school history to collect 1,000 career points when he reached the mark on a twisting three-point play with 7:47 left in the loss at Gonzaga on Sunday, Nov. 14.

Nobles hit 1,000 at the free throw line with 6:31 left in the win over Centenary on Dec. 2.

They become the eighth and ninth (Hill, Carlisle, Cole, Price, Bradley, Glenn, Avery, Young, Nobles) to reach the mark at the Division I level.

It took Young 67 career games to reach 1,000 and Nobles did so in game number 102.

■ **0-FOR-3**

■ **AP TOP 25**

Week 13 ▶ Jan. 31

Rank	Team (first-place votes)	Points
1	Ohio State (65)	1,625
2	Kansas	1,519
3	Texas	1,500
4	Pittsburgh	1,433
5	Duke	1,284
6	Connecticut	1,275
7	San Diego State	1,218
8	BYU	1,159
9	Notre Dame	1,116
10	Kentucky	1,037
11	Purdue	922
12	Villanova	860
13	Georgetown	806
14	Missouri	790
15	Louisville	740
16	Texas A&M	660
17	Syracuse	598
18	Minnesota	487
19	Wisconsin	387
20	Washington	384
21	Arizona	358
22	Utah State	176
23	Vanderbilt	124
24	North Carolina	124
25	West Virginia	

Others receiving votes: Xavier 92, Florida 80, Illinois 49, Florida State 43, Cincinnati 31, Virginia Commonwealth 24, Marquette 23, Temple 15, Duquesne 15, Penn State 14, Coastal Carolina 8, UNLV 7, Wichita State 6, Saint Mary's 6, Tennessee 4, Northern Iowa 3, Cleveland State 3, Belmont 3, Colorado State 2, Nebraska 2, Old Dominion 1, St. John's 1, Harvard 1, Washington State 1

■ **ESPN/USA TODAY COACHES POLL**

Week 13 ▶ Jan. 31

Rank	Team (first-place votes)	Points
1	Ohio State (31)	775
2	Kansas	732
3	Texas	710
4	Pittsburgh	675
5	Duke	623
6	San Diego State	592
7	Connecticut	587
8	Notre Dame	535
9	BYU	522
10	Purdue	478
11	Kentucky	453
12	Villanova	416
13	Louisville	403
14	Georgetown	365
15	Missouri	358
16	Texas A&M	334
17	Syracuse	239
18	Wisconsin	220
19	Washington	190
20	Minnesota	186
21	Utah State	178
22	Arizona	161
23	Florida	51
24	Illinois	45
24	Vanderbilt	45

Others receiving votes: North Carolina 38, West Virginia 36, Saint Mary's 33, Xavier 18, UNLV 13, Virginia Commonwealth 9, Cleveland State 9, Florida State 7, Tennessee 7, Nebraska 6, Coastal Carolina 6, Temple 4, Northern Iowa 3, Missouri State 3, Duquesne 2, Marquette 2, Valparaiso 2, Wichita State 2, UTEP 1, Baylor 1

■ **COLLEGEINSIDER MID-MAJOR TOP 25**

Week 13 ▶ Jan. 31

Rank	Team (first-place votes)	Points
1	Cleveland State (27)	762
2	St. Mary's (4)	663
3	Wichita State (3)	650
4	VCU	648
5	Missouri State	645
6	George Mason	604
7	Harvard	583
8	Coastal Carolina	576
9	Oakland	550
10	Old Dominion	525
11	Gonzaga	394
12	Portland	390
13	Belmont	356
14	Montana	355
15	Butler	307
16	Princeton	302
17	Fairfield	294
18	Valparaiso	280
19	Northern Iowa	230
20	College of Charleston	177
21	Santa Clara	114
22	James Madison	111
23	Wright State	84
24	Drexel	81
25	Maine	49

Others receiving votes: Florida Atlantic 45, North Texas 43, Hofstra 40, Long Island 37, Kent State 26, Ball State 20, Buffalo 18, Bucknell 17, Furman 15, Long Beach State 14, Liberty 11, Vermont 9, Wofford 9, Indiana State 8, IPFW 5, IUPUI 5, McNeese State 5, Wright State 5, American 4, St Peters 4, San Francisco 3, Hampton 1, Northern Colorado 1

■ Circling The Summit

Team	Overall		Summit	
	W-L	Pct.	W-L	Pct.
Oakland	17-8	.680	12-0	1.000
IUPUI	14-10	.583	8-3	.727
IPFW	14-8	.636	8-4	.667
Oral Roberts	10-14	.417	7-5	.583
UMKC	13-9	.591	6-5	.545
S. Dakota State	14-9	.609	6-6	.500
N. Dakota State	12-10	.545	6-6	.500
Southern Utah	7-15	.318	3-8	.273
Western Illinois	7-15	.318	2-9	.182
Centenary	0-24	.000	0-12	.000

(as of Feb. 4, 2011)

■ Preseason Polls/Awards

Rank	School (first-place votes)	Pts.
1.	Oakland (29)	504
2.	Oral Roberts (3)	455
3.	IUPUI (2)	423
4.	North Dakota State	315
5.	South Dakota State	296
6.	IPFW	284
7.	Western Illinois	232
8.	UMKC	177
9.	Southern Utah	167
10.	Centenary	87

Preseason All-Summit League Picks

First Team	Second Team
*Keith Benson (OU)	Eric Carlson (NDSU)
Ceola Clark III (WIU)	Jay Cousnard (UMKC)
Michael Craion (ORU)	Leroy Nobles (IUPUI)
Dominique Morrison (ORU)	Clint Sargent (SDSU)
Michael Tveidt (NDSU)	Larry Wright (OU)
Alex Young (IUPUI)	* POY selection

Player of the Week Honorees

Date	Player, Pos.	School
Nov. 15	Michael Tveidt, F	North Dakota State
	Nate Wolters, G	South Dakota State
Nov. 22	Jay Cousnard, F	UMKC
Nov. 29	Keith Benson, C	Oakland
Dec. 6	Dominique Morrison, F	Oral Roberts
Dec. 13	Alex Young, F	IUPUI
Dec. 20	Keith Benson, C	Oakland
Dec. 27	Nate Wolters, G	South Dakota State
Jan. 3	Ben Botts, G	IPFW
Jan. 10	Mike Felt, G	North Dakota State
Jan. 18	Reggie Hamilton, G	Oakland
Jan. 24	Keith Benson, C	Oakland
Jan. 31	Eric Carlson, F	North Dakota State
	Frank Gaines, G	IPFW
Feb. 7		
Feb. 14		
Feb. 21		
Feb. 28		



IUPUI went 0-for-8 from three at Saint Louis, marking the first time that IUPUI has gone without a three since Dec. 3, 1999. The 0-fer snapped a string of 311 consecutive games with at least one three-point basket.

■ THOMAS HONORED

6-foot guard **Stephen Thomas** was picked to the CBE Classic All-Tournament Team after averaging 12 points and 2.3 rebounds per game in the three contests in Oxford. The Dayton-transfer hit 58.3 percent from the floor and 5-of-7 from three-point range in the three days.

■ 3ROY NOBLES

Senior **Leroy Nobles** is steadily etching his name into the IUPUI record books as one of the top three-point shooters in school history. The Louisville, Ky.-native has hit 163 threes in his college career and is sixth on the all-time list in that category. Last year, he made 42.2 percent of his attempts and ranked second on the squad with 70 makes behind the arc.

■ HONORARY PG

At the start of the year, senior guard **John Ashworth** was named among 30 finalists for the Lowe's Senior CLASS Award, given annually to men's and women's student-athletes who excel both on and off the court. To be eligible for the award, a student-athlete must be classified as an NCAA Division I senior and have notable achievements in four areas of excellence - community, classroom, character and competition.

The 2011 men's candidate class includes three CoSIDA Academic All-Americans from a year ago, nine student-athletes on the preseason watch list for the John R. Wooden Award, 16 players with GPA's of 3.0 and above and eight from teams ranked in the AP preseason top 25.

More recently, Ashworth was named among the 66 nominees for the 2011 Bob Cousy Award, given annually to college basketball's top point guard.

■ SERIOUS SLATE

IUPUI's non-conference schedule this year included four games against opponents ranked in the AP Top 25 to start the year. The Jaguars played at No. 12 Gonzaga on Nov. 14 and at No. 2 Ohio State in Columbus on Dec. 9. In an odd schedule twist, IUPUI played San Diego State twice this season, meeting once in Oxford, Ohio as part of the O'Reilly Auto Parts CBE Classic and then in Las Vegas as part of the Las Vegas Holiday Hoops Classic. In the initial meeting, the Aztecs were No. 25 overall, but had elevated to No. 7 by the December contest.

■ CONSECO NOTES

IUPUI will host two games at Consecro Fieldhouse, the downtown home of the NBA's Indiana Pacers. The Jaguars will welcome IPFW on Feb. 3 and then will host Oakland on Saturday, Feb. 5. Last season, IUPUI played four games at Consecro including the exhibition opening win over Anderson.

Overall, IUPUI went 1-2 in the three regular season games at Consecro, beating Oral Roberts and losing to Ohio and IPFW. Both the IPFW and ORU games were overtime affairs while the Ohio game was lost on a buzzer beating three from the corner.

■ REFLECTING ON 2009-10

IUPUI is coming off a historic 2009-10 season that saw the Jaguars win 25 games (one shy of tying the school record) and its first-ever postseason game at the Division I level with an opening round win over Hofstra in the College Basketball Invitational (CBI). The Jaguars graduated an impressive group of seniors that included 1,000 point scorers **Robert Glenn** and **Jon Avery** and do-it-all forward **Billy Pettiford**. Glenn is now playing professionally in Melilla (Spain) and Avery is hoping to continue his playing career professionally.

■ INDI KIDS

Half of this year's IUPUI roster hails from the Circle City, including three starters from the exhibition opener (Young, Ashworth and **Stephen Thomas**). Two others (**Nick DeSchepper** and **P.J. Hubert**) are from the outskirts of the metropolitan area and 10 of the 14 Jaguars are from the Hoosier State.

■ JAGS INK 3 FROM BLUEGRASS STATE

The IUPUI basketball team inked three Kentucky high school preps during the early signing period, all three of whom are ranked among the top 15 in the state and will be true freshmen beginning next season.

Marcellus Barksdale (Lexington, Ky./Tates Creek) is a 6-foot-5, 205-pound swingman who chose IUPUI over Lehigh, Morehead State, Murray State and Wright State. He's ranked among the top 15 players in the state and the top five in the 11th Region after averaging 14 points, eight rebounds and three assists per game his junior year. As a sophomore, he netted 18 points, nine boards, four assists and two steals a game for the Commodores.

Lyonell Gaines (Louisville, Ky./Eastern) is a 6-foot-6, 200-pound forward who chose IUPUI over Coppin State, UT-Martin, Morehead State and Jacksonville. Gaines is one of four Division I signees at Louisville Eastern and averaged 14 points and eight boards a game as a junior. He's ranked among the top 10 players in the city of Louisville while Eastern is among the top teams in the state.

Jordan Shanklin (Bowling Green, Ky./Warren Central) is a 6-foot, 165-pound point guard who chose IUPUI over South Dakota, Portland State, Gardner-Webb and Charleston. Shanklin averaged 9.1 points per game as a junior and helped Warren Central to a 4th Region title. Shanklin is ranked among the top three point guards in the state of Kentucky and is ranked No. 90 nationally at his position by ESPN Recruiting.



2010-11 IUPUI Basketball
IUPUI Combined Team Statistics (as of Feb 03, 2011)
All games



RECORD:	OVERALL	HOME	AWAY	NEUTRAL
ALL GAMES	14-10	7-1	5-7	2-2
CONFERENCE	8-3	5-1	3-2	0-0
NON-CONFERENCE	6-7	2-0	2-5	2-2

##	Player	gp-gs	min	avg	Total		3-Point		F-Throw		Rebounds				pf	dq	a	to	blk	stl	pts	avg
					fg-fga	fg%	3fg-fga	3fg%	ft-fga	ft%	off	def	tot	avg								
05	YOUNG, Alex	24-24	881	36.7	173-369	.469	24-80	.300	98-134	.731	52	111	163	6.8	63	1	56	82	16	36	468	19.5
01	NOBLES, Leroy	23-23	826	35.9	121-276	.438	42-131	.321	98-126	.778	26	62	88	3.8	43	0	30	43	1	15	382	16.6
02	THOMAS, Stephen	24-21	812	33.8	96-194	.495	22-54	.407	47-58	.810	17	69	86	3.6	28	0	63	38	2	27	261	10.9
55	SIKAM, Christian	24-18	513	21.4	80-128	.625	0-0	.000	31-40	.775	69	78	147	6.1	81	5	9	21	15	13	191	8.0
42	ASHWORTH, John	24-21	781	32.5	37-101	.366	24-63	.381	14-16	.875	14	63	77	3.2	35	0	70	35	1	29	112	4.7
50	PATTON, Mitchell	22-6	170	7.7	23-53	.434	4-10	.400	14-16	.875	6	9	15	0.7	25	0	0	10	9	2	64	2.9
15	ESPOSITO, Sean	18-4	187	10.4	18-50	.360	16-42	.381	0-0	.000	4	14	18	1.0	13	0	8	4	0	2	52	2.9
30	GIBBS, Donovan	24-1	327	13.6	31-53	.585	0-3	.000	6-14	.429	10	31	41	1.7	21	0	6	8	8	3	68	2.8
23	HUBERT, P.J.	9-2	74	8.2	7-15	.467	7-13	.538	0-1	.000	1	2	3	0.3	2	0	2	5	1	3	21	2.3
12	RICE, Greg	6-0	55	9.2	2-12	.167	0-6	.000	4-4	1.000	3	4	7	1.2	4	0	3	8	0	0	8	1.3
32	WILLIAMS, Anthony	18-0	128	7.1	6-18	.333	0-0	.000	7-10	.700	9	17	26	1.4	32	0	1	2	3	3	19	1.1
44	DeSCHEPPER, Nick	13-0	68	5.2	2-11	.182	1-7	.143	7-9	.778	1	2	3	0.2	5	0	10	9	2	5	12	0.9
13	MAZANOWSKI, David	5-0	6	1.2	0-0	.000	0-0	.000	0-0	.000	0	0	0	0.0	0	0	0	0	0	1	0	0.0
24	KITCOFF, Nick	9-0	22	2.4	0-3	.000	0-3	.000	0-0	.000	1	3	4	0.4	1	0	2	1	2	0	0	0.0
Team											37	47	84				4					
Total.....		24	4850		596-1283	.465	140-412	.340	326-428	.762	250	512	762	31.8	353	6	260	270	60	139	1658	69.1
Opponents.....		24	4850		599-1300	.461	158-447	.353	249-359	.694	255	501	756	31.5	399	-	340	292	68	132	1605	66.9

TEAM STATISTICS	IUPUI	OPP	Date	Opponent	Score	Att.
SCORING	1658	1605	^ 11/14/10	at Gonzaga	L 56-86	6000
Points per game	69.1	66.9	11/16/10	IU-NORTHWEST	w 83-62	935
Scoring margin	+2.2	-	^ 11/20/10	at Miami	L 58-59	2117
FIELD GOALS-ATT	596-1283	599-1300	^ 11/21/10	vs San Diego State	L 46-61	1863
Field goal pct	.465	.461	^ 11/22/10	vs Green Bay	w 63-46	1858
3 POINT FG-ATT	140-412	158-447	11/27/10	at Saint Louis	L 55-58	5558
3-point FG pct	.340	.353	11/29/10	IU-EAST	w 103-80	1079
3-pt FG made per game	5.8	6.6	* 12/02/10	CENTENARY	w 77-69	1025
FREE THROWS-ATT	326-428	249-359	* 12/04/10	ORAL ROBERTS	L 61-63	1215
Free throw pct	.762	.694	12/09/10	at Ohio State	L 64-75	11410
F-Throws made per game	13.6	10.4	12/12/10	at Ohio Bobcats	w 66-56	3504
REBOUNDS	762	756	12/18/10	at Duquesne	L 54-81	2025
Rebounds per game	31.8	31.5	# 12/22/10	vs SAN DIEGO STATE	L 54-56	1095
Rebounding margin	+0.3	-	# 12/23/10	vs USF	w 69-68	1206
ASSISTS	260	340	12/27/10	at Florida Gulf Coast	w 76-63	2262
Assists per game	10.8	14.2	* 12/30/10	WESTERN ILLINOIS	w 70-55	1109
TURNOVERS	270	292	* 01/06/11	at Oakland University	L 71-85	2615
Turnovers per game	11.3	12.2	* 01/08/11	at IPFW	w 78-74	1972
Turnover margin	+0.9	-	* 01/13/11	NORTH DAKOTA STATE	w 67-64	1048
Assist/turnover ratio	1.0	1.2	* 01/15/11	SOUTH DAKOTA STATE	w 81-76	1105
STEALS	139	132	* 01/20/11	at UMKC	Lo2 77-85	804
Steals per game	5.8	5.5	* 01/22/11	at Southern Utah	w 87-61	3343
BLOCKS	60	68	* 01/29/11	at Western Illinois	w 56-45	874
Blocks per game	2.5	2.8	* 02/03/11	IPFW	w 86-77	1629
ATTENDANCE	9145	48506				
Home games-Avg/Game	8-1143	12-3540				
Neutral site-Avg/Game	-	4-1506				

^ = O'Reilly Auto Parts CBE Classic

= 2010 Jerry Tarkanian Las Vegas Holiday Hoops Classic

* = Summit League game

Score by Periods	1st	2nd	OT	OT2	Totals
IUPUI	767	873	8	10	1658
Opponents	751	828	8	18	1605



2010-11 IUPUI Basketball
IUPUI Combined Team Statistics (as of Feb 03, 2011)
Conference games



RECORD:	OVERALL	HOME	AWAY	NEUTRAL
ALL GAMES	8-3	5-1	3-2	0-0
CONFERENCE	8-3	5-1	3-2	0-0
NON-CONFERENCE	0-0	0-0	0-0	0-0

#	Player	gp-gs	min	avg	Total		3-Point		F-Throw		Rebounds				pf	dq	a	to	blk	stl	pts	avg		
					fg-fga	fg%	3fg-fga	3fg%	ft-fa	ft%	off	def	tot	avg										
05	YOUNG, Alex	11-11	402	36.5	83-167	.497	11-36	.306	52-71	.732	27	53	80	7.3	29	1	22	36	3	14	229	20.8		
01	NOBLES, Leroy	11-11	409	37.2	68-150	.453	20-61	.328	51-65	.785	12	24	36	3.3	20	0	13	12	1	10	207	18.8		
02	THOMAS, Stephen	11-11	394	35.8	48-97	.495	7-21	.333	28-36	.778	10	40	50	4.5	15	0	30	11	1	10	131	11.9		
55	SIKAM, Christian	11-9	275	25.0	49-73	.671	0-0	.000	19-25	.760	41	35	76	6.9	40	2	5	13	10	7	117	10.6		
15	ESPOSITO, Sean	8-3	110	13.8	11-27	.407	9-24	.375	0-0	.000	2	11	13	1.6	7	0	6	4	0	1	31	3.9		
42	ASHWORTH, John	11-8	351	31.9	13-46	.283	8-26	.308	5-6	.833	6	25	31	2.8	15	0	35	13	0	19	39	3.5		
50	PATTON, Mitchell	9-2	44	4.9	7-15	.467	1-3	.333	3-3	1.000	1	3	4	0.4	3	0	0	5	5	0	18	2.0		
30	GIBBS, Donovan	11-0	101	9.2	9-17	.529	0-2	.000	0-1	.000	4	10	14	1.3	5	0	2	1	2	0	18	1.6		
44	DeSCHEPPER, Nick	5-0	34	6.8	1-4	.250	1-3	.333	5-7	.714	1	1	2	0.4	1	0	6	3	1	3	8	1.6		
32	WILLIAMS, Anthony	11-0	101	9.2	3-12	.250	0-0	.000	4-6	.667	7	14	21	1.9	19	0	1	2	2	3	10	0.9		
23	HUBERT, P.J.	5-0	22	4.4	1-3	.333	1-3	.333	0-0	.000	0	1	1	0.2	1	0	0	2	0	1	3	0.6		
13	MAZANOWSKI, David	2-0	3	1.5	0-0	.000	0-0	.000	0-0	.000	0	0	0	0.0	0	0	0	0	0	1	0	0.0		
24	KITCOFF, Nick	3-0	4	1.3	0-0	.000	0-0	.000	0-0	.000	0	0	0	0.0	0	0	0	0	0	0	0	0.0		
Team											21	19	40											
Total.....		11	2250	293-611		.480	58-179	.324	167-220	.759	132	236	368	33.5	155	3	120	104	25	69	811	73.7		
Opponents.....		11	2250	279-592		.471	86-211	.408	110-161	.683	105	223	328	29.8	194	-	157	125	36	44	754	68.5		

TEAM STATISTICS	IUPUI	OPP	Date	Opponent	Score	Att.
SCORING	811	754	* 12/02/10	CENTENARY	W 77-69	1025
Points per game	73.7	68.5	* 12/04/10	ORAL ROBERTS	L 61-63	1215
Scoring margin	+5.2	-	* 12/30/10	WESTERN ILLINOIS	W 70-55	1109
FIELD GOALS-ATT	293-611	279-592	* 01/06/11	at Oakland University	L 71-85	2615
Field goal pct	.480	.471	* 01/08/11	at IPFW	W 78-74	1972
3 POINT FG-ATT	58-179	86-211	* 01/13/11	NORTH DAKOTA STATE	W 67-64	1048
3-point FG pct	.324	.408	* 01/15/11	SOUTH DAKOTA STATE	W 81-76	1105
3-pt FG made per game	5.3	7.8	* 01/20/11	at UMKC	Lo2 77-85	804
FREE THROWS-ATT	167-220	110-161	* 01/22/11	at Southern Utah	W 87-61	3343
Free throw pct	.759	.683	* 01/29/11	at Western Illinois	W 56-45	874
F-Throws made per game	15.2	10.0	* 02/03/11	IPFW	W 86-77	1629
REBOUNDS	368	328	^ = O'Reilly Auto Parts CBE Classic			
Rebounds per game	33.5	29.8	# = 2010 Jerry Tarkanian Las Vegas Holiday Hoops Classic			
Rebounding margin	+3.6	-	* = Summit League game			
ASSISTS	120	157				
Assists per game	10.9	14.3				
TURNOVERS	104	125				
Turnovers per game	9.5	11.4				
Turnover margin	+1.9	-				
Assist/turnover ratio	1.2	1.3				
STEALS	69	44				
Steals per game	6.3	4.0				
BLOCKS	25	36				
Blocks per game	2.3	3.3				
ATTENDANCE	7131	9608				
Home games-Avg/Game	6-1188	5-1922				
Neutral site-Avg/Game	-	0-0				

Score by Periods	1st	2nd	OT	OT2	Totals
IUPUI	365	428	8	10	811
Opponents	364	364	8	18	754



2010-11 IUPUI Basketball
IUPUI Team Game-by-Game Comparison (as of Feb 03, 2011)
All games



Opponent	1st	2nd	Score	Mar	Total FG	FG Pct	3-Pointers	3FG Pct	Free Throws	FT Pct	Rebounds	Assist	T/Over	Block	Steal	Fouls
Gonzaga	18/37	38/49	56-86	(30)	18-52/35-58	.346/.603	4-23/5-18	.174/.278	16-20/11-19	.800/.579	27/37 (10)	3/19	17/14	1/3	7/8	20/18
IU-NORTHWEST	43/22	40/40	83-62	+21	33-68/18-50	.485/.360	7-24/3-14	.292/.214	10-13/23-27	.769/.852	43/29 +14	22/7	9/11	3/0	3/6	18/10
Miami	22/21	36/38	58-59	(1)	20-51/21-47	.392/.447	7-20/3-15	.350/.200	11-17/14-21	.647/.667	29/37 (8)	8/6	9/16	4/2	6/7	22/17
San Diego State	23/20	23/41	46-61	(15)	15-36/25-50	.417/.500	5-13/7-17	.385/.412	11-15/4-4	.733/1000	18/27 (9)	7/11	17/14	2/2	7/8	8/18
Green Bay	29/15	34/31	63-46	+17	22-50/18-55	.440/.327	6-15/1-11	.400/.091	13-19/9-10	.684/.900	36/35 +1	8/6	14/14	1/2	5/8	13/20
Saint Louis	28/39	27/19	55-58	(3)	18-51/19-44	.353/.432	0-8/5-14	.000/.357	19-23/15-22	.826/.682	31/32 (1)	4/12	10/13	2/5	5/5	19/18
IU-EAST	54/40	49/40	103-80	+23	37-54/32-68	.685/.471	7-11/11-28	.636/.393	22-29/5-10	.759/.500	36/24 +12	18/17	15/12	9/3	4/6	12/24
CENTENARY	41/28	36/41	77-69	+8	26-58/26-57	.448/.456	7-21/8-16	.333/.500	18-22/9-17	.818/.529	34/34 -	18/17	10/12	7/4	5/6	14/18
ORAL ROBERTS	28/31	33/32	61-63	(2)	21-51/24-45	.412/.533	2-11/3-15	.182/.200	17-23/12-19	.739/.632	27/33 (6)	7/12	10/17	0/5	9/1	18/20
Ohio State	35/35	29/40	64-75	(11)	26-51/26-51	.510/.510	8-17/5-11	.471/.455	4-5/18-26	.800/.692	24/33 (9)	15/16	10/8	2/1	3/7	20/14
Ohio Bobcats	29/29	37/27	66-56	+10	20-51/21-57	.392/.368	6-16/7-25	.375/.280	20-24/7-13	.833/.538	34/39 (5)	11/16	11/18	3/0	10/5	15/20
Duquesne	19/30	35/51	54-81	(27)	20-55/31-63	.364/.492	6-23/7-21	.261/.333	8-9/12-16	.889/.750	27/42 (15)	10/27	17/11	1/6	3/9	14/10
SAN DIEGO STATE	29/27	25/29	54-56	(2)	21-44/23-49	.477/.469	4-12/3-20	.333/.150	8-11/7-9	.727/.778	28/23 +5	8/11	16/12	1/2	2/7	10/12
USF	37/41	32/27	69-68	+1	25-57/26-55	.439/.473	13-30/11-25	.433/.440	6-9/5-9	.667/.556	31/35 (4)	15/23	7/10	1/5	5/5	13/13
Florida Gulf Coast	36/31	40/32	76-63	+13	28-52/25-61	.538/.410	9-21/4-17	.429/.235	11-14/9-12	.786/.750	30/35 (5)	11/12	14/14	5/1	10/7	14/11
WESTERN ILLINOIS	41/25	29/30	70-55	+15	28-56/21-46	.500/.457	5-15/7-12	.333/.583	9-15/6-12	.600/.500	38/23 +15	9/11	11/12	0/0	10/7	12/14
Oakland University	31/50	40/35	71-85	(14)	26-62/29-56	.419/.518	7-21/15-23	.333/.652	12-15/12-19	.800/.632	31/39 (8)	9/18	4/10	1/8	5/0	19/17
IPFW	38/47	40/27	78-74	+4	28-60/29-56	.467/.518	6-16/9-20	.375/.450	16-22/7-9	.727/.778	35/29 +6	9/17	10/11	3/3	6/3	13/17
NORTH DAKOTA STATE	26/24	41/40	67-64	+3	27-57/24-51	.474/.471	3-10/6-15	.300/.400	10-11/10-14	.909/.714	30/30 -	9/11	8/12	1/3	9/4	11/14
SOUTH DAKOTA STATE	25/34	56/42	81-76	+5	34-57/27-56	.596/.482	5-13/11-26	.385/.423	8-13/11-12	.615/.917	27/29 (2)	15/15	7/12	3/3	5/3	14/17
UMKC	27/26	32/33	77-85	(8)	24-61/29-63	.393/.460	7-24/10-29	.292/.345	22-25/17-24	.880/.708	42/33 +9	11/16	15/10	0/2	1/8	20/20
Southern Utah	40/43	47/18	87-61	+26	29-50/22-52	.580/.423	5-15/5-13	.333/.385	24-34/12-16	.706/.750	34/26 +8	9/18	7/13	4/7	7/2	12/23
Western Illinois	30/22	26/23	56-45	+11	21-48/18-49	.438/.367	2-15/2-20	.133/.100	12-19/7-9	.632/.778	38/28 +10	10/9	11/9	0/0	8/7	10/16
IPFW	38/34	48/43	86-77	+9	29-51/30-61	.569/.492	9-18/10-22	.500/.455	19-21/7-10	.905/.700	32/24 +8	14/13	11/7	6/1	4/3	12/18

Note: Game totals are displayed in the format TEAM/OPPONENT for each category

■ 2010-11 STARTING LINEUPS

Opponent	Date	Starters	Top Sub
# Anderson	11/1	Ashworth (G), Nobles (G), Siakam (F), Thomas (G), Young (F)	Patton - 4 pts
# Marian	11/5	Ashworth (G), Nobles (G), Siakam (F), Thomas (G), Young (F)	Gibbs - 14 pts
^ at Gonzaga	11/14	Ashworth (G), Nobles (G), Siakam (F), Thomas (G), Young (F)	Patton - 6 pts
IU-Northwest	11/16	Ashworth (G), Gibbs (F), Nobles (G), Siakam (F), Young (F)	Esposito - 12 pts
^ at Miami	11/20	Ashworth (G), Esposito (G), Nobles (G), Siakam (F), Young (F)	Thomas - 11 pts
^ vs. San Diego State	11/21	Ashworth (G), Nobles (G), Patton (C), Thomas (G), Young (F)	Gibbs - 3 pts
^ vs. Green Bay	11/22	Ashworth (G), Nobles (G), Patton (C), Thomas (G), Young (F)	Gibbs - 2 pts
at Saint Louis	11/27	Ashworth (G), Nobles (G), Patton (C), Thomas (G), Young (F)	Siakam - 10 pts
IU-East	11/29	Ashworth (G), Nobles (G), Patton (C), Thomas (G), Young (F)	Siakam - 14 pts
* Centenary	12/2	Ashworth (G), Nobles (G), Patton (C), Thomas (G), Young (F)	DeSchepper - 8 pts
* Oral Roberts	12/4	Ashworth (G), Nobles (G), Siakam (F), Thomas (G), Young (F)	Williams - 2 pts
at Ohio State	12/9	Ashworth (G), Nobles (G), Siakam (F), Thomas (G), Young (F)	Gibbs - 12 pts
at Ohio	12/12	Ashworth (G), Nobles (G), Siakam (F), Thomas (G), Young (F)	Gibbs - 4 pts
at Duquesne	12/18	Ashworth (G), Nobles (G), Siakam (F), Thomas (G), Young (F)	Hubert - 15 pts
vs. San Diego State	12/22	Ashworth (G), Hubert (G), Nobles (G), Siakam (F), Young (F)	Thomas - 11 pts
vs. San Francisco	12/23	Ashworth (G), Hubert (G), Siakam (F), Thomas (G), Young (F)	Esposito - 9 pts
at Florida Gulf Coast	12/27	Ashworth (G), Nobles (G), Siakam (F), Thomas (G), Young (F)	Williams - 4 pts
* Western Illinois	12/30	Ashworth (G), Nobles (G), Siakam (F), Thomas (G), Young (F)	Gibbs - 4 pts
* at Oakland	1/6	Ashworth (G), Nobles (G), Patton (C), Thomas (G), Young (F)	Siakam - 6 pts
* at IPFW	1/8	Ashworth (G), Nobles (G), Siakam (F), Thomas (G), Young (F)	Gibbs - 4 pts
* North Dakota State	1/13	Ashworth (G), Nobles (G), Siakam (F), Thomas (G), Young (F)	Hubert - 3 pts
* South Dakota State	1/15	Ashworth (G), Nobles (G), Siakam (F), Thomas (G), Young (F)	Gibbs/Williams - 2 pts
* at UMKC	1/20	Ashworth (G), Nobles (G), Siakam (F), Thomas (G), Young (F)	Esposito - 8 pts
* at Southern Utah	1/22	Esposito (G), Nobles (G), Siakam (F), Thomas (G), Young (F)	Ashworth - 6 pts
* at Western Illinois	1/29	Esposito (G), Nobles (G), Siakam (F), Thomas (G), Young (F)	Gibbs - 2 pts
* IPFW	2/3	Esposito (G), Nobles (G), Siakam (F), Thomas (G), Young (F)	Ashworth - 2 pts
* Oakland	2/6		
* at South Dakota State	2/10		
* at North Dakota State	2/12		
* Southern Utah	2/17		
* UMKC	2/19		
* at Oral Roberts	2/24		
* at Centenary	2/26		
Summit League Quarters	3/5-6		
Summit League Semis	3/7		
Summit League Finals	3/8		

■ IUPUI/Opponent Team Superlatives

<i>IUPUI High</i>		<i>IUPUI Low</i>		<i>Opponent High</i>	<i>Opponent Low</i>
103 vs. IU-East (11/29)	46 vs. San Diego St. (11/21)		Points	86 at Gonzaga (11/14)	45 at Western Illinois (1/29)
56 (2nd) vs. S. Dakota St. (1/15)	18 (1st) at Gonzaga (11/14)		Points in a Half	51 (2nd) at Duquesne (12/18)	15 (1st) vs. Green Bay (11/22)
37 vs. IU-East (11/29)	15 vs. San Diego St. (11/21)		FG Made	35 at Gonzaga (11/14)	18 - three times
68 vs. IU-Northwest (11/16)	36 vs. San Diego St. (11/21)		FG Attempts	68 vs. IU-East (11/29)	44 at Saint Louis (11/27)
.685 vs. IU-East (11/29)	.346 at Gonzaga (11/14)		FG%	.603 at Gonzaga (11/14)	.327 vs. Green Bay (11/22)
13 vs. San Francisco (12/23)	0 at Saint Louis (11/27)		3FG Made	15 at Oakland (1/6)	1 vs. Green Bay (11/22)
30 vs. San Francisco (12/23)	8 at Saint Louis (11/27)		3FG Attempts	29 at UMKC (1/20)	11 - twice
.636 vs. IU-East (11/29)	.000 at Saint Louis (11/27)		3FG%	.652 at Oakland (1/6)	.091 vs. Green Bay (11/22)
24 at Southern Utah (1/22)	4 at Ohio State (12/9)		FT Made	23 vs. IU-Northwest (11/16)	4 vs. San Diego St. (11/21)
34 at Southern Utah (1/22)	5 at Ohio State (12/9)		FT Attempts	27 vs. IU-Northwest (11/16)	4 vs. San Diego St. (11/21)
.909 vs. N. Dakota State (1/13)	.600 vs. W. Illinois (12/30)		FT%	1.000 vs. San Diego St. (11/21)	.500 - twice
16 - three times	4 at Ohio State (12/9)		Offensive Reb.	16 - twice	2 at Western Illinois (1/29)
30 at Western Illinois (1/29)	11 vs. San Diego St. (11/21)		Defensive Reb.	27 - twice	9 vs. IU-East (11/29)
43 vs. IU-Northwest (11/16)	18 vs. San Diego St. (11/21)		Rebounds	42 at Duquesne (12/18)	23 - twice
22 vs. IU-Northwest (11/16)	3 at Gonzaga (11/14)		Assists	27 at Duquesne (12/18)	6 - twice
17 - three times	4 at Oakland (1/6)		Turnovers	18 at Ohio (12/12)	7 vs. IPFW (2/3)
9 vs. IU-East (11/29)	0 - four times		Blocks	8 at Oakland (1/6)	0 - four times
10 - three times	1 at UMKC (1/20)		Steals	9 at Duquesne (12/18)	0 at Oakland (1/6)
22 at Miami (11/20)	8 vs. San Diego St. (11/21)		Personal Fouls	24 vs. IU-East (11/29)	10 - twice

■ IUPUI/Opponent Player Superlatives

<i>IUPUI High</i>		<i>Opponent High</i>
32 - Alex Young at UMKC (1/20)	Points	40 - Jared Sullinger at Ohio State (12/9)
10 - four times / MR: Alex Young at UMKC (1/20)	FG Made	12 - Jared Sullinger at Ohio State (12/9)
24 - Alex Young at UMKC (1/20)	FG Attempts	21 - Jay Cousnard at UMKC (1/20)
1.000 (5-5) - Christian Siakam at Southern Utah (1/22)	FG%	.857 (6-7) - Kelly Olynyk at Gonzaga (11/14)
6 - twice / MR: Sean Esposito vs. IPFW (2/3)	3FG Made	7 - Reggie Hamilton at Oakland (1/6)
10 - three times / MR: Alex Young at UMKC (1/20)	3FG Attempts	13 - Tommy Freeman at Ohio (12/12)
1.000 (2-2) - three times / MR: Stephen Thomas vs. IPFW (2/3)	3FG%	1.000 (3-3) - Drew Lundberg vs. N. Dakota St. (1/13)
10 - Alex Young at Ohio (12/12)	FT Made	16 - Jared Sullinger at Ohio State (12/9)
11 - Leroy Nobles vs. Oral Roberts (12/4)	FT Attempts	23 - Jared Sullinger at Ohio State (12/9)
1.000 (10-10) - Alex Young at Ohio (12/12)	FT%	1.000 (10-10) - Reggie Chamberlain at UMKC (1/20)
13 - Alex Young at Western Illinois (1/29)	Rebounds	14 - Bill Clark at Duquesne (12/18)
7 - John Ashworth vs. S. Dakota St. (1/15)	Assists	8 - four times / MR: Ray Jones at Southern Utah (1/22)
6 - John Ashworth vs. Western Illinois (12/30)	Steals	4 - four times / MR: Billy White vs. SDSU (12/22)
4 - Alex Young at Florida Gulf Coast (12/27)	Blocks	5 - Keith Benson at Oakland (1/6)
7 - Alex Young vs. Green Bay (11/22)	Turnovers	6 - D.J. Cooper at Ohio (12/12)

■ Stats Extra

<u>DD Scoring Games</u>	<u>'10-11 (Career)</u>
Alex Young	23 (73)
Leroy Nobles	18 (67)
Stephen Thomas	14 (14)
Christian Siakam	9 (10)
John Ashworth	4 (13)
Donovan Gibbs	3 (3)
Sean Esposito	2 (4)
Mitchell Patton	2 (2)
P.J. Hubert	1 (1)
Greg Rice	0 (1)

<u>20+ Scoring Games</u>	<u>'10-11 (Career)</u>
Alex Young	12 (28)
Leroy Nobles	9 (14)
Christian Siakam	1 (1)

<u>30+ Scoring Games</u>	<u>'10-11 (Career)</u>
Leroy Nobles	1 (1)
Alex Young	1 (2)

<u>DD Rebounding Games</u>	<u>'10-11 (Career)</u>
Christian Siakam	4 (5)
Alex Young	4 (6)
Leroy Nobles	0 (1)

<u>DD Assist Games</u>	<u>'10-11 (Career)</u>
John Ashworth	0 (2)

<u>Double-Doubles</u>	<u>'10-11 (Career)</u>
Alex Young	4 (6)
Christian Siakam	1 (2)

<u>Starts</u>	<u>'10-11 (Career)</u>
Alex Young	24 (81)
Leroy Nobles	23 (81)
John Ashworth	21 (71)
Stephen Thomas	21 (21)
Christian Siakam	18 (18)
Mitchell Patton	6 (6)
Sean Esposito	4 (4)
P.J. Hubert	2 (2)
Donovan Gibbs	1 (1)

<u>Dunks</u>	<u>'10-11 (Career)</u>
Alex Young	12 (33)
Donovan Gibbs	4 (4)
Leroy Nobles	1 (12)
Christian Siakam	1 (1)

■ Active Career Leaders

<u>Games Played</u>	<u>Total</u>
John Ashworth	120
Leroy Nobles	117
Alex Young	90

<u>Games Started</u>	<u>Total</u>
Leroy Nobles	81
Alex Young	81
John Ashworth	71
Stephen Thomas	21
Christian Siakam	18
Mitchell Patton	6
Sean Esposito	4
P.J. Hubert	2
Donovan Gibbs	1

<u>Points</u>	<u>Total</u>
Alex Young	1,452
Leroy Nobles	1,260
John Ashworth	424
Stephen Thomas	261

■ Active Career Leaders (cont.)

Christian Siakam	261
Sean Esposito	124
Donovan Gibbs	68
Mitchell Patton	64
Greg Rice	50
Anthony Williams	36
P.J. Hubert	21
Nick DeSchepper	19

<u>Rebounds</u>	<u>Total</u>
Alex Young	431
Leroy Nobles	388
John Ashworth	231
Christian Siakam	197
Stephen Thomas	86
Sean Esposito	42
Donovan Gibbs	41
Anthony Williams	34
Greg Rice	19
Mitchell Patton	15
Nick DeSchepper	7
Nick Kitcuff	4
P.J. Hubert	3
David Mazanowski	1

<u>Assists</u>	<u>Total</u>
John Ashworth	297
Leroy Nobles	136
Alex Young	122
Stephen Thomas	63
Sean Esposito	26
Greg Rice	18
Nick DeSchepper	16
Christian Siakam	14
Donovan Gibbs	6
P.J. Hubert	2
Nick Kitcuff	2
Anthony Williams	1

<u>Steals</u>	<u>Total</u>
John Ashworth	114
Alex Young	114
Leroy Nobles	77
Stephen Thomas	27
Christian Siakam	19
Sean Esposito	10
Nick DeSchepper	7
Greg Rice	4
Anthony Williams	4
Donovan Gibbs	3
P.J. Hubert	3
Mitchell Patton	2
David Mazanowski	1

<u>Blocks</u>	<u>Total</u>
Alex Young	47
Christian Siakam	23
Leroy Nobles	14
John Ashworth	11
Mitchell Patton	9
Donovan Gibbs	8
Anthony Williams	4
Nick DeSchepper	2
Nick Kitcuff	2
Stephen Thomas	2
Sean Esposito	1
P.J. Hubert	1
Greg Rice	1

<u>Threes Made</u>	<u>Total</u>
Leroy Nobles	163
Alex Young	127

■ Active Career Leaders (cont.)

John Ashworth	77
Sean Esposito	38
Stephen Thomas	22
P.J. Hubert	7
Mitchell Patton	4
Greg Rice	4
Nick DeSchepper	2

■ IUPUI's Record When...

	<u>Overall (Summit)</u>
Home	7-1 (5-1)
Away	5-7 (3-2)
Neutral	2-2 (0-0)
Lead @ Halftime	9-4 (5-1)
Trail @ Halftime	4-5 (3-2)
Tied @ Halftime	1-1 (0-0)
Leading w/ 5:00 left	12-2 (7-1)
Trailing w/ 5:00 left	2-8 (1-2)
Tied w/ 5:00 left	0-0 (0-0)
Shooting 50% or better	6-1 (4-0)
Shooting between 40-50%	7-4 (4-2)
Shooting lower than 40%	1-5 (0-1)
Commit less TO than opp.	9-4 (6-2)
Commit more TO than opp.	3-6 (2-1)
Commit same TO as opp.	2-0 (0-0)
Outrebound opponent	8-2 (5-1)
Outrebounded by opponent	4-8 (1-2)
Rebounding is equal	2-0 (2-0)
Bench outscores opp.	3-4 (1-1)
Bench is outscored by opp.	11-6 (7-2)
Bench scoring is equal	0-0 (0-0)
Hit more FT than opp.	11-6 (6-2)
Hit less FT than opp.	2-3 (1-0)
Hit same FT as opp.	1-1 (1-1)
Hit more 3FG than opp.	4-3 (0-0)
Hit less 3FG than opp.	8-7 (6-3)
Hit same 3FG as opp.	2-0 (2-0)
Decided by 5 pts or fewer	4-4 (3-1)
Decided by 6-10 points	3-1 (2-1)
Decided by 10+ points	7-5 (3-1)
In home whites	5-3 (3-1)
In Vegas gold	5-1 (4-0)
In road blacks	4-6 (1-2)
In Metro throwbacks	0-0 (0-0)
5 players in double-digits	3-0 (1-0)
4 players in double-digits	2-0 (1-0)
3 players in double-digits	8-7 (6-2)
2 players in double-digits	1-3 (0-1)
On Mondays	3-0 (0-0)
On Tuesdays	1-0 (0-0)
On Wednesdays	0-1 (0-0)
On Thursdays	4-3 (3-2)
On Fridays	0-0 (0-0)
On Saturdays	5-4 (5-1)
On Sundays	1-2 (0-0)
In November	3-4 (0-0)
In December	5-4 (2-1)
In January	5-2 (5-2)
In February	0-0 (0-0)
In March	0-0 (0-0)

■ Climbing the Career Charts

Scoring

1. Carlos Knox	1994-98	2,556
2. Aldray Gibson	1983-87	2,454
3. Jesse Bingham	1985-89	1,928
4. George Hill	2004-08	1,619
5. Jared Lux	1992-95	1,558
6. Alex Young	2008-pr.	1,452
7. Kim King	1978-83	1,447
8. Todd Schabel	1985-89	1,395
9. Ron Angevine	1979-83	1,373
10. Don Carlisle	1997-01	1,340
11. Brandon Cole	2002-06	1,319
12. Leroy Nobles	2007-pr.	1,260
13. Eric McKay	1982-85	1,247
14. Charles Price	1997-02	1,182
15. Odell Bradley	2002-04	1,170
16. Greg Wright	1987-90	1,134
17. Robert Glenn	2008-10	1,131
18. Jeff Roach	1985-88	1,127
19. Martin Reedus	1987-90	1,123
20. Bob Woodford	1973-77	1,103
21. Chad Pate	1991-93	1,049
22. Jon Avery	2006-10	1,014
23. Julius Norman	1976-78	988
24. Gary Patterson	2006-09	987
25. Rodney Thomas	1996-00	961

Rebounding

1. Don Carlisle	1997-01	769
2. Brandon Cole	2002-06	703
Jesse Bingham	1985-89	703
4. Charles Price	1997-02	688
5. Tony Long	1987-91	639
6. Billy Pettiford	2006-10	632
7. Eric McKay	1982-85	623
8. Dale Taylor	1975-77	580
9. Troy Fitts	1983-87	568
10. George Hill	2004-08	547
11. Jon Avery	2006-10	544
12. Jeff Roach	1985-88	535
13. Martin Reedus	1987-90	469
14. Jared Lux	1992-96	467
15. Carlos Knox	1994-98	461
xx Alex Young	2008-pr.	431

Assists

1. Matt Crenshaw	2000-04	510
2. Scott Fath	1983-87	490
3. Martin Reedus	1987-90	399
4. Greg Simmons	1988-90	372
5. Mike Landis	1983-87	336
6. Jared Lux	1992-96	333
7. Billy Pettiford	2006-10	327
8. George Hill	2004-08	317
9. Eric McKay	1982-85	306
10. Taj Hawkins	1998-02	299
11. John Ashworth	2007-pr.	297
Carlos Knox	1994-98	297
13. Brady Adkins	1994-96	261
14. Kim King	1978-83	260
15. David Barlow	2003-07	252

Field Goals Made

1. Aldray Gibson	1983-87	1,061
2. Carlos Knox	1994-98	832
3. Jesse Bingham	1985-89	783
4. Ron Angevine	1979-83	582
5. Todd Schabel	1985-90	566
6. Jared Lux	1992-96	560
7. Alex Young	2008-pr.	543
8. George Hill	2004-08	536
9. Kim King	1978-83	522
10. Eric McKay	1982-85	496
xx. Leroy Nobles	2007-pr.	403

Field Goal Attempts

1. Aldray Gibson	1983-87	1,963
2. Carlos Knox	1994-98	1,661
3. Jesse Bingham	1985-89	1,478
4. Ron Angevine	1979-83	1,171
5. Alex Young	2008-pr.	1,156
6. Brandon Cole	2002-06	1,150
7. Todd Schabel	1985-90	1,071
8. Kim King	1978-83	1,055
9. Jared Lux	1992-96	1,034
10. Don Carlisle	1997-01	1,015
xx. Leroy Nobles	2007-pr.	894

Free Throws Made

1. Carlos Knox	1994-98	684
2. George Hill	2004-08	457
3. Kim King	1978-83	403
4. Don Carlisle	1997-01	358
5. Jared Lux	1992-96	344
6. Jesse Bingham	1985-89	340
7. Matt Crenshaw	2000-04	330
8. Robert Glenn	2008-10	298
9. Aldray Gibson	1983-87	296
10. Odell Bradley	2002-04	293
xx. Leroy Nobles	2007-pr.	291
xx. Alex Young	2008-pr.	239

Free Throw Attempts

1. Carlos Knox	1994-98	821
2. George Hill	2004-08	582
3. Don Carlisle	1997-01	517
4. Kim King	1978-83	496
5. Jesse Bingham	1985-89	480
6. Jared Lux	1992-96	473
7. Matt Crenshaw	2000-04	451
8. Aldray Gibson	1983-87	408
9. Robert Glenn	2008-10	402
Odell Bradley	2002-04	402
xx. Leroy Nobles	2007-pr.	376
xx. Alex Young	2008-pr.	351

Steals

1. Carlos Knox	1994-98	204
2. Aldray Gibson	1983-87	175
3. Derek Williams	1996-00	174
4. Billy Pettiford	2006-10	167
5. Don Carlisle	1997-01	165
Jesse Bingham	1985-89	165
7. Matt Crenshaw	2000-04	157
8. Todd Schabel	1985-89	156
9. George Hill	2004-05	155
10. Martin Reedus	1987-90	153
xx Alex Young	2008-pr.	114
xx John Ashworth	2007-pr.	114

Blocked Shots

1. Charles Price	1997-02	165
2. David Dickey	1994-98	118
3. Robert Glenn	2008-10	100
4. Billy Pettiford	2006-10	83
5. Jon Avery	2006-10	82
6. Angelo Smith	2005-07	71
7. James Booyer	2003-05	64
Don Carlisle	1997-01	64
Anthony Winburn	1995-97	64
10. Phil Carmichael	1988-90	53
xx Alex Young	2008-pr.	47

Three-Point Field Goals

1. Brandon Cole	2002-06	238
2. Rodney Thomas	1996-00	215
3. Carlos Knox	1994-98	208
4. Gary Patterson	2006-09	196
5. Akeem Clark	2003-05	186
6. Leroy Nobles	2007-pr.	163
7. Greg Wright	1987-90	128
8. Alex Young	2008-pr.	127
9. Austin Montgomery	2006-08	126
10. Chad Pate	1991-93	108

Three-Point Attempts

1. Brandon Cole	2002-06	673
2. Carlos Knox	1994-98	499
3. Akeem Clark	2003-05	490
4. Gary Patterson	2006-09	459
5. Rodney Thomas	1996-00	456
6. Leroy Nobles	2007-pr.	424
7. Alex Young	2008-pr.	372
8. Greg Wright	1987-90	304
9. Austin Montgomery	2006-08	303
10. David Barlow	2003-07	284

Minutes Played (D1 only)

1. Brandon Cole	2002-06	3,717
2. Matt Crenshaw	2000-04	3,477
3. Billy Pettiford	2006-10	3,371
4. George Hill	2004-08	3,164
5. Leroy Nobles	2007-pr.	3,161
6. Gary Patterson	2006-09	2,879
7. Don Carlisle	1998-01	2,874
8. John Ashworth	2007-pr.	2,852
9. Jon Avery	2006-10	2,740
10. Alex Young	2008-pr.	2,726

Career Coaching Wins

1. Ron Hunter	1994-pr.	249
2. Bob Lovell	1982-94	195
3. Kirby Overman	1975-79	39
4. George Dickison	1972-75	35
5. Mel Garland	1979-82	31
6. Ed Schilling	1982	3



Head Coach Ron Hunter
17th season
Miami (Ohio), '86

Career Record: 249-215
Winning Percentage: .537

HC • ROM HUNTER

Year-by-Year Results

Year	Overall		Summit League		Tourney	
	W-L	Pct.	W-L	Pct.	W-L	Pct.
<i>UW-Milwaukee / Assistant Coach</i>						
1987-88	16-12	.571				
1988-89	24-7	.774				
1989-90	10-18	.357				
1990-91	18-10	.643				
1991-92	20-8	.714				
1992-93	23-4	.852				
<i>Miami (Ohio) / Assistant Coach</i>						
1993-94	19-10	.655				
<i>IUPUI / Head Coach</i>						
1994-95	16-13	.552				
1995-96	22-7	.759				
1996-97	16-11	.593				
1997-98	18-9	.667				
1998-99	11-16	.407	6-8	.429		
1999-00	7-21	.250	4-12	.250		
2000-01	11-18	.379	6-10	.375	1-1	.500
2001-02	15-15	.500	6-8	.429	2-1	.667
2002-03	20-14	.588	10-4	.714	3-0	1.000
2003-04*	3-11	.214	2-6	.250	0-1	.000
2004-05*	0-13	.000	0-7	.000	0-1	.000
2005-06	19-10	.655	13-3	.813	1-1	.500
2006-07*	10-15	.400	7-7	.500	1-1	.500
2007-08	26-7	.788	15-3	.833	2-1	.667
2008-09	16-14	.533	9-9	.500	0-1	.000
2009-10	25-11	.694	15-3	.833	2-1	.667
2010-11	14-10	.583	8-3	.727	0-0	.000
Totals	249-215	.537	101-83	.549	12-8	.600

* total of 39 wins (18 in 03-04, 16 in 04-05 and 5 in 06-07) vacated by the NCAA due to institutional violations

Two-time Summit League Coach of the Year, **Ron Hunter**, returns to the IUPUI bench for his 17th season in 2009-10. The Jaguars' longtime mentor stands as the program's all-time leader in wins (235*) and winning percentage (.534). Hunter, widely known for his fiercely competitive nature, has helped IUPUI climb from the NCAA Division II ranks when he took over the program, to a household name in the Midwest among NCAA Division I schools.

Hunter is under contract through the 2015-16 and is one of the longest tenured head coaches, both in The Summit League and in the nation. He was one of seven head coaches that served on the Division I Basketball Academic Enhancement Group, as appointed by late NCAA President Myles Brand and is also a member of the National Basketball Coaches Association (NABC) Board of Directors.

Hunter's offseasons have been even busier than usual the past two years since partnering with Samaritan's Feet. Three years ago he personally delivered shoes to those in need in Peru, while other shoes helped those less fortunate in Nigeria and here in the U.S.. Two years ago, he took his team on a goodwill trip to Costa Rica, participating in a series of games and distributions of Crocs to those in need.

Since partnering with Samaritan's Feet, Hunter has earned numerous national honors including an NABC Guardians of the Game Pillar Award for Service, the 2009 Giant Steps Award from the National Consortium for Academics and Sport (NCAS) and a Minority Achievement Award from the Center for Leadership Development (CLD). Locally, he's also been recognized by the Indiana Pacers, Indianapolis Public Schools (IPS), Indiana Commission on Social Status and the IU Foundation.

He was also named the 2010 Indiana Pathfinder Award with the other honorees included Peyton Manning receiving the National Pathfinder Award and Niki Glover receiving the Rev. Charles Williams Award. Past recipients of the award included Dr. Myles Brand (2009), Oscar Robertson (2008), Tony Dungy (2006), Dean Smith (2002), Bill Russell (1998), Byron Nelson (1996), John Wooden (1993), Arnold Palmer (1992), Senator Richard Lugar (1991) and Larry Bird (1988).

Hunter was on the sidelines in 2003 when the Jaguars defeated Valparaiso to earn its only-ever NCAA Tournament berth and also helped the program gain national acclaim when former Summit League Player of the Year George Hill declared for early entry into the NBA Draft in the summer of 2008. The 6-foot-2 guard was chosen in the first round by the San Antonio Spurs and became the first-ever early entrant in The Summit's history to hear his name called on draft night.

A WINNING STANDARD

Hunter is IUPUI's all-time leader in wins (245) and winning percentage (.544), which includes the 2007-08 Jaguars setting a new single-season record with 26 wins and a .788 winning percentage behind Hill. The team also set a school record with 15 conference victories an unblemished 15-0 home record inside The Jungle.

IUPUI was also the only school in the country to rank among the top three in field goal shooting, free throw shooting and three-point shooting. The Jaguars closed the season as the nation's statistical leader in three-point percentage, closing at 42.3 percent.

The 2009-10 nearly followed the lead of the 2007-08 squad, winning 25 games and collecting the program's first-ever postseason win at the Division I level by winning at Hofstra in the opening round of the College Basketball Invitational. Less than a week later, IUPUI hosted its first-ever Division I postseason game before dropping a double overtime thriller to Princeton in The Jungle. Last season, IUPUI ranked second to only Syracuse in field goal percentage.

Additionally, Indianapolis-natives Robert Glenn and Alex Young both earned First Team All-Summit League and Mid-Major All-America honors at the end of the season.

Despite the loss of Hill to injury early in the 2006-07 season, Hunter did some of his best coaching as his Jaguars overachieved and posted a 15-15 record against stiff competition. His guard oriented attack finished fourth in the Mid-Con and garnered the Mid-Con Newcomer of the Year (Austin Montgomery) and a second All-Newcomer honoree (Gary Patterson).

In 2005-06, Hunter's team had a banner campaign, earning him Mid-Con Coach of the Year honors. In fact, he was named the Mid-Con Coach of the Year by numerous national publications as well, including CollegeInsider.com.

His Jags also enjoyed a six-week stay among CollegeInsider.com's Mid-Major Top 25 poll. Individually, two of Hunter's players earned First Team All Mid-Con Honors, while senior Maushae Byles was picked Sixth Man of the Year.

Much of the program's success has steamrolled from a memorable 2003 campaign.

After IUPUI captured a thrilling 66-64 win over Valparaiso in the 2003 Mid-Continent Conference title game, the reigning Mid-Con Coach of the Year's emotions carried him into a celebration that epitomized the magnitude of March Madness and college basketball.

In 2004, Hunter took IUPUI to its third consecutive Mid-Con Championship game, led by Mid-Con Player of the Year Odell Bradley. During the regular season, he saw his squad pick up its first-ever win over a Mid-American Conference (MAC) foe and crack the CollegeInsider.com's Mid-Major Top 25 for the first-time ever.

Along with Bradley, his squad boasted the league's top defensive player in Matt Crenshaw and one of the nation's best three-point shooters in junior Akeem Clark. His squad also showed some grit as a tough team on the road as evidenced by wins at Valparaiso, Oakland and Oral Roberts. In the non-conference season, the Jaguars were equally as tough, beating Pepperdine on a neutral floor and taking West Virginia and No. 24 Dayton to the wire before losing a pair of heartbreakers.

"Coach Hunter is the face of IUPUI basketball," IUPUI Director of Athletics Michael Moore said. "His hard work in the community and on the court have made him one of the most recognizable individuals in Indianapolis. The result has been a major asset to both the University in general and Jaguars' Athletics in particular."

Off the court, Hunter was recognized by the Black Coaches Association with a 2003 'Images in Excellence' Award.

Since going Division I, Hunter's teams have racked up an impressive list over major conference competition. In 2002, his team knocked off Northwestern on the road for its first-ever win against a Big Ten opponent. The year before that, his team put together a benchmark 96-92 win at Georgia Tech in the team's first-ever attempt to defeat an Atlantic Coast Conference (ACC) opponent. Two years ago, IUPUI won at Seton Hall for the first-ever victory over a BIG EAST foe.

In 2001-02, Hunter's program started showing signs of becoming a force in the Mid-Con.

Along with the win at Georgia Tech, the Jaguars also hosted their first-ever ranked opponent when No. 20 Ball State came to the IUPUI Gymnasium on Dec. 15, 2001. The Jaguars closed that season with the most wins in the school's brief NCAA Division I history at that time with 15. They also posted

the first .500 record since the Division I transition in 1997-98. The year before, Hunter also led the Jaguars to a stunning win over Indiana State, showing that his squad could compete at the mid-major level among other in-state schools. Later that season, his tactful game plan helped IUPUI past Valpo on their home floor, snapping one of the nation's longest home court winning streaks. It also marked the Jaguars first-ever win over the perennial Mid-Con powerhouse. In the postseason, the Jags avenged an earlier loss by defeating UMKC in the first round of the Mid-Con Tournament, before falling to the eventual champions in the semi-finals.

A SYSTEM THAT WORKS

While at IUPUI, Hunter has made strong defense, excellent guard play and local recruiting three of his fortes. His teams are known for playing tenaciously both in the half-court and full-court pressing systems. His team's ability to force and convert turnovers led to success against higher tier opponents.

With Hill topping the list of standout IUPUI guards under Hunter, he's far from alone in that regard.

His 2007-08 team had the best guard trio in the program's history as Hill, Gary Patterson and Austin Montgomery combined to score over 48 points per game. As a team, IUPUI shot better than 50 percent from the field for the season and 77.6 percent at the foul line. Additionally, that trio hit 214 threes at a nearly 44 percent clip.

In 2002-03, the Jaguars placed four players in the league's top ten in steals. In 2003-04, two more Jags ranked among the Mid-Con's top ten in steals while another placed third in the league in blocked shots. His teams are typically among the nation's elite in fewest turnovers per game and free throw shooting as well.

In 2009-10, Hunter helped John Ashworth lead The Summit in assist-to-turnover ratio and Alex Young improved his guard skills and earned All-League honors. Additionally, Robert Glenn became an interior force and led The Summit in scoring en route to All-League honors.

Hunter's credentials for guards date back to the NCAA Division II days when Carlos Knox was picked as the nation's Player of the Year in 1998. Also that season, Hunter coached the nation's top three-point shooter in freshman Rodney Thomas.

Knox led the D2 ranks in scoring in 1994-95 at 28.4 points per game and finished his career as the school's all-time leading scorer. Thomas, who once hit 13 threes in a single-game on the Division II level, thrived in Hunter's half court offense and was able to get open looks from beyond the arc throughout his career.

Among Hunter's crop of guards at the Division I level, Matt Crenshaw closed his career as the school's all-time leader in assists and ranked fourth all-time in steals. For two years, Akeem Clark ranked among the nation's elite in three-point shooting, hitting 186 in two seasons.

INDIANAPOLIS TIES

On the recruiting front, Hunter has made it his goal to build his roster around in-state talent. Hunter has landed a bevy of Indiana All-Stars in David Barlow (Pike), Hill (Broad Ripple), Patterson (Bishop Noll), Montgomery (Perry Meridian), Larry Stone (Howe) and Young (Northwest), the 2002 Marion County Player of the Year, in Ben Davis' Brandon Cole and the 2008 Indianapolis Player of the Year in Young. Current Jaguar Stephen Thomas (Cathedral) was a two-time City Player of the Year and Robert Glenn (Ben Davis) was a JUCO All-American in Illinois before returning to the Circle City.

While at the Division II level, he inked such local standouts as Derek Williams (Cardinal Ritter), Don Carlisle (Ben Davis) and Charles Price (Broad Ripple).

In 2006, he inked Marion's Billy Pettiford, while his 2007 guard class included John Ashworth (Franklin Central) and Adrian Moss (Franklin) to accompany a pair of out-of-state commitments.

Hunter has also enjoyed success in recruiting junior college transfers by inking a pair of former All-Americans and numerous All-Region players. His most recent JUCO jewels were the signings of Robert Glenn (Wabash Valley) and Anthony Williams (Iowa Western). Hunter's 2001-02 team was built around five JUCO standouts, many of whom were local kids returning to their home state for a chance to play Division I basketball.

Finally on the recruiting front, Hunter has also had a number of Division I transfers return to their home state to play for the IUPUI program. The 2003 NCAA Tournament team was led by Josh Murray (Ball State) and Marcus May (Wright State) who had both left other Division I programs to come home and complete their careers. More recently, the Jaguars were aided by three Division I transfers as Montgomery (Bowling Green) and Patterson (Butler) patrolled the backcourt and Angelo Smith (Xavier) was a rock on the interior.

The current Jags are bolstered by Thomas (Dayton) in the backcourt.

BUILDING THE DREAM

Hunter was instrumental in the program's rise from the NAIA/NCAA Division II ranks to the Division I level.

When Hunter first arrived, the program played a mediocre Division II schedule and was a virtual unknown, even in Indianapolis.

In 1994-95, he became IUPUI's winningest first-year coach when he guided the Metros to a 16-13 overall record. In his second year, he led the team to a 22-7 record and, at the time, the highest single-season winning percentage in school history. Over the course of Hunter's 15-year career, more than 20 differ-

ent players have gone on to play professionally, both in the states and overseas. Hill headlines the group, having become just the second player in the Mid-Con/Summit League's history to be chosen in the first round of the NBA Draft.

Before him, Akeem Clark has played in Mexico and former Mid-Con Player of the Year Odell Bradley has had numerous international stops including in China and Venezuela. Bradley started in Milwaukee Bucks' summer camp and was drafted into both the ABA and USBL.

Don Carlisle, who starred for IUPUI's first Division I team in 1998-99, has enjoyed a lengthy professional career, mostly in Vanves, France. He was originally drafted by the North Charleston Lowgators of the NBA Developmental League (NBDL) before signing on with Sallen Basket Upsala in Sweden.

Knox was invited to the Indiana Pacers pre-season camp before taking his talents overseas in Switzerland, Italy and Germany.

Anthony Winburn was Hunter's first IUPUI player to catch on overseas when he signed with Kovout, Finland in 1997.

MORE THAN HOOPS

While at IUPUI, Hunter has also made an emphasis for he and his players to be actively involved in the community. In 2008, he began a partnership with Samaritan's Feet in which he intended to raise over 40,000 pairs of shoes in honor of the 40th anniversary of Martin Luther King, Jr.'s passing. He coached the Jan. 24 game against Oakland University in his bare feet to help raise the awareness. By tipoff, Hunter's efforts had raised over 100,000 pairs of shoes, and to date, that total has climbed well above 250,000. In 2008, Hunter, three student-athletes and other members of the basketball program personally delivered the shoes to those in need in Peru.

In Indianapolis, Hunter arranges for his student-athletes to visit local hospitals and elementary schools to serve as role models and mentors to inner-city youths. Hunter also does a variety of speaking engagements, both as a motivator and educator. He also organizes annual summer basketball camps to afford inner-city youths the opportunity to compete on the hardwood.

"Ron Hunter has made a significant impact on both the Indianapolis community and IUPUI intercollegiate athletics as a whole," said Floyd Keith, Executive Director of the Black Coaches Association, which is based in Indianapolis. "His willingness to actively participate and assist in Indianapolis civic projects and events is a matter of record. Ron is most certainly a valued asset to IUPUI, Indianapolis and the state of Indiana."

Hunter also put together a coaches clinic in 2004 to allow high school and youth coaches from Indiana, Ohio, Illinois and Michigan develop better coaching tactics. The clinic blended basketball drill work, sports psychology and basketball tactics for participating coaches to incorporate into their respective programs.

Hunter and his staff frequently open up practices and host Q&A sessions for local and aspiring coaches as part of a free coaching clinic.

THE FACE OF THE PROGRAM

Hunter's team's success has also raised the national exposure of both the university and the basketball program. His affable personality and light-hearted demeanor off the floor have made him a favorite among local and national media. During IUPUI's postseason appearance in 2003, Hunter made an effort to accommodate every media request and made national appearances on ESPN's SportsCenter and Fox Sports The Best Damn Sports Show.

"Ron Hunter is the type of coach who helps his program by working with the media," Indianapolis Star college beat writer Jeff Rabjohns said. "He is enthusiastic, colorful, accessible and always talkative - attributes which contribute to giving his program the best chance at getting the most exposure."


"His personality has been a big factor in helping a mid-major program receive attention in a market with the NFL, NBA and considerable interest in storied Big Ten programs."

Hunter's coaching career began in 1987 when he served as an assistant at the University of Wisconsin-Milwaukee. During his six seasons at Milwaukee, the school moved from NAIA to NCAA Division II status, and eventually to Division I. During Hunter's coaching stint, Wisconsin-Milwaukee amassed an overall record of 111-59, including a 23-4 mark in 1992-93.

Prior to his arrival at IUPUI, Hunter spent one year as the top assistant coach at his alma mater, Miami (Ohio). During that season, the Redskins were 19-10, finishing second in the Mid-American Conference (MAC) and making an appearance in the postseason National Invitational Tournament (NIT).

Hunter earned his bachelor's degree in education at Miami in 1986 and a master's in 1987. He was a standout player on the strong Miami teams of the mid-1980's, along with high school and college teammate Ron Harper. The Redskins were 81-30 during Hunter's four-year career and earned three consecutive NCAA Tournament berths and two MAC championships. Hunter averaged better than seven points and nearly three rebounds a game as a junior, while averaging 9.5 points and nearly three rebounds a game as a senior.


Hunter and his wife, Amy, have two children - Jasmine (22) and R.J. (17). Jasmine is currently studying at Miami (Ohio) while R.J. is a highly touted prep wingman at Indianapolis Pike High School. The Hunters reside on the northwest side of Indianapolis.



Senior ■ Guard
3-year letterwinner
6-foot-5 ■ 195 pounds

Louisville, Ky.
Central High School
Harmony Prep

- Preseason 2nd Team All-Summit pick



Junior ■ Guard
6-foot-1 ■ 170 pounds

Indianapolis, Ind.
Cathedral High School
Univ. of Dayton

- Named to CBE Classic
All-Tournament Team (11-22-10)

#1 • Leroy NOBLES

#2 • Stephen THOMAS

Career High		Season High	
31 vs. IU-East (11/29/10)	Pts	31 vs. IU-East (11/29/10)	Pts
10 vs. W. Illinois (12/6/08)	Reb	9 vs. Miami (Ohio) (11/20/10)	Reb
6 - twice	Ast	4 vs. Centenary (12/2/10)	Ast
10 vs. IU-East (11/29/10)	FGM	10 vs. IU-East (11/29/10)	FGM
17 vs. N. Dakota St. (1/13/11)	FGA	17 vs. N. Dakota St. (1/13/11)	FGA
5 - twice	3FGM	5 at Ohio (12/12/10)	3FGM
10 at Ohio (12/12/10)	3FGA	10 at Ohio (12/12/10)	3FGA
7 - six times	FTM	7 - four times	FTM
11 vs. Oral Roberts (12/4/10)	FTA	11 vs. Oral Roberts (12/4/10)	FTA
2 vs. UMKC (2/18/10)	Blk	1 vs. N. Dakota St. (1/13/11)	Blk
3 - three times	Stl	3 at Oakland (1/6/11)	Stl
48 at UMKC (1/20/11)	Min	48 at UMKC (1/20/11)	Min

Career High		Season High	
19 vs. IPFW (2/3/11)	Pts	19 vs. IPFW (2/3/11)	Pts
8 at Saint Louis (11/27/10)	Reb	8 at Saint Louis (11/27/10)	Reb
6 vs. IU-Northwest (11/16/10)	Ast	6 vs. IU-Northwest (11/16/10)	Ast
7 - twice	FGM	7 - twice	FGM
14 at Oakland (1/6/11)	FGA	14 at Oakland (1/6/11)	FGA
3 - twice	3FGM	3 - twice	3FGM
5 - twice	3FGA	5 - twice	3FGA
7 at UMKC (1/20/11)	FTM	7 at UMKC (1/20/11)	FTM
7 - twice	FTA	7 - twice	FTA
1 - twice	Blk	1 - twice	Blk
3 - three times	Stl	3 - three times	Stl
48 at UMKC (1/20/11)	Min	48 at UMKC (1/20/11)	Min

■ Nobles 2010-11 Game-by-Game

Opponent	Min	FG-A	3FG-A	FT-A	O-D-R	PF	TP	A	T	B	S
# Anderson	* 35	9-13	3-6	2-2	1-3-4	1	23	0	1	1	0
# Marian	* 30	4-12	3-5	6-6	1-3-4	1	17	1	1	0	0
^ at Gonzaga	* 36	3-13	3-9	5-8	1-4-5	2	14	0	3	0	0
IU-Northwest	* 30	6-13	2-6	7-7	2-5-7	0	21	3	0	0	0
^ at Miami	* 36	2-7	1-6	1-4	4-5-9	4	6	3	3	0	0
^ SDSU	* 37	0-5	0-3	4-4	0-2-2	0	4	2	3	0	1
^ Green Bay	* 37	7-11	2-4	5-5	3-1-4	3	21	0	1	0	1
at Saint Louis	* 40	2-9	0-3	5-6	1-3-4	3	9	1	3	0	0
IU-East	* 36	10-15	4-7	7-9	1-3-4	1	31	3	3	0	1
*Centenary	* 35	5-15	3-9	7-8	2-3-5	3	20	4	1	0	2
*Oral Roberts	* 35	6-13	2-6	7-11	1-2-3	4	21	0	2	0	1
at Ohio State	* 38	6-11	2-4	2-2	0-5-5	3	16	2	1	0	0
at Ohio	* 37	8-15	5-10	2-4	0-4-4	1	23	1	2	0	2
at Duquesne	* 30	1-8	0-5	3-4	1-2-3	3	5	1	6	0	0
\$ vs. SDSU	* 28	3-7	0-4	2-2	1-2-3	1	8	0	2	0	0
\$ vs. San Fran.	Did not play										
at FGCU	* 32	5-12	3-9	4-6	0-2-2	2	17	1	4	0	0
*W. Illinois	* 38	4-11	2-6	5-6	0-4-4	2	15	0	0	0	0
*at Oakland	* 36	6-14	2-6	4-4	1-3-4	3	18	3	0	0	3
*at IPFW	* 40	6-14	3-6	3-3	0-3-3	1	18	1	1	0	0
*N. Dakota St.	* 36	8-17	2-4	4-4	4-1-5	1	22	1	2	1	0
*S. Dakota St.	* 39	9-16	2-4	1-3	1-2-3	0	21	2	2	0	1
*at UMKC	* 48	6-15	1-6	6-8	2-1-3	3	19	0	1	0	0
*at S. Utah	* 34	7-11	2-5	6-8	1-1-2	1	22	0	1	0	1
*at W. Illinois	* 33	7-11	1-4	2-3	0-1-1	0	17	2	2	0	1
*IPFW	* 35	4-13	0-5	6-7	0-3-3	2	14	0	0	0	1
*Oakland											
*at S. Dakota St.											
*at N. Dakota St.											
*S. Utah											
*UMKC											
*at Oral Roberts											
*at Centenary											
Summit Quarters											
Summit Semis											
Summit Finals											

exhibitions; ^ O'Reilly Auto Parts CBE Classic; \$ Las Vegas Holiday Hoops Classic
* denotes Summit League games

■ Thomas 2010-11 Game-by-Game

Opponent	Min	FG-A	3FG-A	FT-A	O-D-R	PF	TP	A	T	B	S
# Anderson	* 35	6-12	0-2	2-2	0-0-0	1	14	6	1	0	3
# Marian	* 24	3-3	0-0	0-0	1-2-3	1	6	6	1	0	2
^ at Gonzaga	* 26	3-6	0-2	0-0	2-3-5	0	6	0	2	0	3
IU-Northwest	19	4-7	1-4	1-2	0-2-2	1	10	6	1	0	1
^ at Miami	33	4-6	1-1	2-2	0-1-1	2	11	2	1	1	3
^ SDSU	* 38	4-6	1-1	0-0	1-1-2	0	9	2	4	0	1
^ Green Bay	* 32	6-12	3-5	1-1	1-3-4	2	16	2	3	0	2
at Saint Louis	* 40	4-8	0-1	5-6	1-7-8	1	13	0	2	0	1
IU-East	* 32	1-2	0-0	4-4	0-2-2	0	6	5	1	0	1
*Centenary	* 30	3-5	0-2	1-2	0-2-2	2	7	3	1	0	0
*Oral Roberts	* 37	6-12	0-0	3-4	1-3-4	0	15	2	0	0	3
at Ohio State	* 36	2-6	1-1	0-0	1-2-3	0	5	2	2	0	1
at Ohio	* 23	1-6	0-2	2-2	0-0-0	2	4	0	2	0	1
at Duquesne	* 34	4-10	1-3	1-1	1-1-2	0	10	3	2	0	2
\$ vs. SDSU	32	4-7	3-4	0-0	0-2-2	1	11	3	3	0	0
\$ vs. San Fran.	* 37	6-9	2-4	2-2	0-1-1	3	16	5	1	0	0
at FGCU	* 36	5-12	2-5	1-2	0-4-4	1	13	3	3	0	1
*W. Illinois	* 35	7-12	1-3	1-2	2-2-4	2	16	3	0	0	1
*at Oakland	* 39	6-14	1-4	1-2	1-4-5	2	14	3	0	0	2
*at IPFW	* 37	2-8	0-1	5-7	2-3-5	0	9	1	0	0	2
*N. Dakota St.	* 35	7-11	0-1	1-1	0-3-3	0	15	1	1	0	1
*S. Dakota St.	* 34	4-7	1-2	0-0	1-5-6	4	9	3	0	0	0
*at UMKC	* 48	0-5	0-1	7-7	1-6-7	4	7	5	2	0	0
*at S. Utah	* 29	5-10	1-3	3-3	2-3-5	0	14	5	2	0	0
*at W. Illinois	* 35	2-5	1-2	1-2	0-3-3	1	6	2	1	0	1
*IPFW	* 35	6-8	2-2	5-6	0-6-6	0	19	2	4	1	0
*Oakland											
*at S. Dakota St.											
*at N. Dakota St.											
*S. Utah											
*UMKC											
*at Oral Roberts											
*at Centenary											
Summit Quarters											
Summit Semis											
Summit Finals											

exhibitions; ^ O'Reilly Auto Parts CBE Classic; \$ Las Vegas Holiday Hoops Classic
* denotes Summit League games

■ Nobles' Career Stats

Year	G-GS	MIN	MPG	FG-A	PCT	3FG-A	PCT	FT-A	PCT	O-D-R	RPG	PF-D	A	TO	B	S	PTS	PPG
2007-08	28-0	288	10.3	33-71	.465	8-24	.333	33-44	.750	14-23-37	1.3	23-0	12	19	3	8	107	3.8
2008-09	30-22	866	28.9	104-222	.468	43-103	.417	46-62	.742	22-87-109	3.6	53-0	39	33	4	25	297	9.9
2009-10	36-36	1181	32.8	145-325	.446	70-166	.422	114-144	.792	36-118-154	4.3	70-0	55	71	6	29	474	13.2
2010-11	23-23	826	35.9	121-276	.438	42-131	.321	98-126	.778	26-62-88	3.8	43-0	30	43	1	15	382	16.6
Totals	117-81	3161	27.0	403-894	.451	163-424	.384	291-376	.774	98-290-388	3.3	189-0	136	166	14	77	1260	10.8

■ Thomas' Career Stats

Year	G-GS	MIN	MPG	FG-A	PCT	3FG-A	PCT	FT-A	PCT	O-D-R	RPG	PF-D	A	TO	B	S	PTS	PPG
2010-11	24-21	812	33.8	96-194	.495	22-54	.407	47-58	.810	17-69-86	3.6	28-0	63	38	2	27	261	10.9



Junior ■ Guard/Forward
2-year letterwinner
6-foot-6 ■ 200 pounds

Indianapolis, Ind.
Northwest High School

- Preseason 1st Team All-Summit pick
- 2010 1st Team All-Summit honoree



Sophomore ■ Guard
1-year letterwinner
5-foot-11 ■ 183 pounds

Indianapolis, Ind.
Ben Davis High School

#5 • Alex YOUNG

#12 • Greg RICE

Career High		Season High	
32 at UMKC (1/20/11)	Pts	32 at UMKC (1/20/11)	
13 at W. Illinois (1/29/11)	Reb	13 at W. Illinois (1/29/11)	
6 - twice	Ast	6 - twice	
12 - twice	FGM	11 at Southern Utah (1/22/11)	
24 at UMKC (1/20/11)	FGA	24 at UMKC (1/20/11)	
5 - three times	3FGM	4 at Ohio State (12/9/10)	
10 at UMKC (1/20/11)	3FGA	10 at UMKC (1/20/11)	
10 at Ohio (12/12/10)	FTM	10 at Ohio (12/12/10)	
10 - three times	FTA	10 - three times	
4 at Fla. Gulf Coast (12/27/10)	Blk	4 at Fla. Gulf Coast (12/27/10)	
5 - twice	Stl	5 at Fla. Gulf Coast (12/27/10)	
45 at UMKC (1/20/11)	Min	45 at UMKC (1/20/11)	

Career High		Season High	
14 vs. Western Illinois (1/9/10)	Pts	4 at Gonzaga (11/14/10)	
4 vs. IU-Northwest (11/16/10)	Reb	4 vs. IU-Northwest (11/16/10)	
4 at Oakland (1/2/10)	Ast	2 vs. IU-Northwest (11/16/10)	
3 - three times	FGM	2 at Gonzaga (11/14/10)	
5 - twice	FGA	5 at Gonzaga (11/14/10)	
2 vs. Western Illinois (1/9/10)	3FGM	---	
2 - five times	3FGA	2 - twice	
6 vs. Western Illinois (1/9/10)	FTM	2 - twice	
9 vs. Western Illinois (1/9/10)	FTA	2 - twice	
1 at IPFW (12/31/09)	Blk	---	
1 - four times	Stl	---	
23 vs. Western Illinois (1/9/10)	Min	16 vs. IU-Northwest (11/16/10)	

■ Young 2010-11 Game-by-Game

Opponent	Min	FG-A	3FG-A	FT-A	O-D-R	PF	TP	A	T	B	S
# Anderson	* 36	8-14	2-6	2-2	2-5-7	1	20	2	3	0	2
# Marian	* 32	6-13	1-3	7-9	3-7-10	3	20	4	3	2	3
^ at Gonzaga	* 32	5-12	0-4	6-7	1-3-4	4	16	0	4	0	1
IU-Northwest	* 28	8-13	0-1	1-2	6-5-11	1	17	6	2	1	2
^ at Miami	* 40	9-22	3-7	2-3	0-7-7	3	23	1	3	2	1
^ SDSU	* 36	4-11	1-4	3-5	3-2-5	2	12	1	4	1	3
^ Green Bay	* 38	7-17	1-3	3-6	2-5-7	1	18	4	7	1	1
at Saint Louis	* 35	7-20	0-3	3-5	2-4-6	4	17	1	1	1	1
IU-East	* 35	10-16	1-1	3-5	5-3-8	2	24	1	3	1	0
*Centenary	* 37	8-15	3-4	3-3	5-3-8	1	22	4	2	1	1
*Oral Roberts	* 37	3-12	0-3	0-0	0-1-1	4	6	2	5	0	1
at Ohio State	* 40	8-18	4-8	0-1	0-3-3	3	20	6	5	1	0
at Ohio	* 40	5-13	1-2	10-10	1-4-5	3	21	3	2	1	3
at Duquesne	* 39	5-16	0-4	2-2	1-5-6	3	12	4	1	0	0
\$ vs. SDSU	* 38	7-14	0-0	5-6	2-6-8	3	19	2	4	0	2
\$ vs. San Fran.	* 40	6-17	1-5	4-7	2-8-10	2	17	2	6	0	3
at FGCU	* 38	9-13	1-2	4-4	0-3-3	3	23	3	4	4	5
*W. Illinois	* 36	9-18	0-2	3-6	2-6-8	3	21	0	5	0	2
*at Oakland	* 39	6-15	1-2	5-7	3-5-8	3	18	0	2	0	0
*at IPFW	* 30	8-18	2-7	6-9	2-4-6	5	24	2	4	0	2
*N. Dakota St.	* 35	7-14	0-1	5-6	2-5-7	3	19	2	3	0	1
*S. Dakota St.	* 39	10-17	0-3	7-10	3-4-7	2	27	3	1	0	3
*at UMKC	* 45	10-24	3-10	9-10	3-7-10	3	32	2	4	0	0
*at S. Utah	* 33	11-16	1-2	4-8	4-3-7	0	27	1	1	1	3
*at W. Illinois	* 36	3-6	0-1	4-6	2-11-13	1	10	2	4	0	0
*IPFW	* 35	8-12	1-1	6-6	1-4-5	4	23	4	5	1	1
*Oakland											
*at S. Dakota St.											
*at N. Dakota St.											
*S. Utah											
*UMKC											
*at Oral Roberts											
*at Centenary											
Summit Quarters											
Summit Semis											
Summit Finals											

exhibitions; ^ O'Reilly Auto Parts CBE Classic; \$ Las Vegas Holiday Hoops Classic
* denotes Summit League games

■ Rice 2010-11 Game-by-Game

Opponent	Min	FG-A	3FG-A	FT-A	O-D-R	PF	TP	A	T	B	S
# Anderson											
# Marian	16	0-2	0-0	1-2	1-0-1	0	1	1	1	0	0
^ at Gonzaga	14	2-5	0-2	0-0	1-0-1	1	4	0	3	0	0
IU-Northwest	16	0-2	0-2	0-0	2-2-4	1	0	2	1	0	0
^ at Miami	4	0-1	0-1	0-0	0-1-1	1	0	1	0	0	0
^ SDSU	13	0-3	0-1	2-2	0-1-1	0	2	0	2	0	0
^ Green Bay	3	0-0	0-0	0-0	0-0-0	0	0	0	1	0	0
at Saint Louis	5	0-1	0-0	2-2	0-0-0	1	2	0	1	0	0
IU-East											
*Centenary											
*Oral Roberts											
at Ohio State											
at Ohio											
at Duquesne											
\$ vs. SDSU											
\$ vs. San Fran.											
at FGCU											
*W. Illinois											
*at Oakland											
*at IPFW											
*N. Dakota St.											
*S. Dakota St.											
*at UMKC											
*at S. Utah											
*at W. Illinois											
*IPFW											
*Oakland											
*at S. Dakota St.											
*at N. Dakota St.											
*S. Utah											
*UMKC											
*at Oral Roberts											
*at Centenary											
Summit Quarters											
Summit Semis											
Summit Finals											

exhibitions; ^ O'Reilly Auto Parts CBE Classic; \$ Las Vegas Holiday Hoops Classic
* denotes Summit League games

■ Young's Career Stats

Year	G-GS	MIN	MPG	FG-A	PCT	3FG-A	PCT	FT-A	PCT	O-D-R	RPG	PF-D	A	TO	B	S	PTS	PPG
2008-09	30-21	709	23.6	128-291	.440	31-110	.282	37-62	.597	27-78-105	3.5	43-0	23	48	9	24	324	10.8
2009-10	36-36	1136	31.6	242-496	.488	72-182	.396	104-155	.671	49-114-163	4.5	103-6	43	79	22	54	660	18.3
2010-11	24-24	881	36.7	173-369	.469	24-80	.300	98-134	.731	52-111-163	6.8	63-1	56	82	16	36	468	19.5
Totals	90-81	2726	30.3	543-1156	.470	127-372	.341	239-351	.681	128-303-431	4.8	209-7	122	209	47	114	1452	16.1


■ Rice's Career Stats

Year	G-GS	MIN	MPG	FG-A	PCT	3FG-A	PCT	FT-A	PCT	O-D-R	RPG	PF-D	A	TO	B	S	PTS	PPG
2009-10	11-0	155	14.1	13-26	.500	4-8	.500	12-18	.667	1-11-12	1.1	10-0	15	21	1	4	42	3.8
2010-11	6-0	55	9.2	2-12	.167	0-6	.000	4-4	1.000	3-4-7	1.2	4-0	3	8	0	0	8	1.3
Totals	17-0	210	12.4	15-38	.395	4-14	.286	16-22	.727	4-15-19	1.1	14-0	18	29	1	4	50	2.9



Sophomore ■ Guard
1-year letterwinner
6-foot-3 ■ 190 pounds

Indianapolis, Ind.
Guerin Catholic High School



Sophomore ■ Guard
1-year letterwinner
6-foot-3 ■ 180 pounds

Indianapolis, Ind.
Cathedral High School

#13 • David MAZANOWSKI

#15 • Sean ESPOSITO

Career High		Season High	
---	Pts	---	---
1 vs. IU East (11/25/09)	Reb	---	---
---	Ast	---	---
---	FGM	---	---
1 - twice	FGA	---	---
---	3FGM	---	---
1 - twice	3FGA	---	---
---	FTM	---	---
2 vs. IU South Bend (12/12/09)	FTA	---	---
---	Blk	---	---
1 at W. Illinois (1/29/11)	Stl	1 at W. Illinois (1/29/11)	---
3 vs. IU East (11/25/09)	Min	2 at Southern Utah (1/22/11)	---

Career High		Season High	
18 - twice	Pts	18 vs. IPFW (2/3/11)	---
5 at W. Illinois (1/29/11)	Reb	5 at W. Illinois (1/29/11)	---
3 at W. Illinois (1/29/11)	Ast	3 at W. Illinois (1/29/11)	---
6 - twice	FGM	6 vs. IPFW (2/3/11)	---
9 - twice	FGA	9 vs. IPFW (2/3/11)	---
6 - twice	3FGM	6 vs. IPFW (2/3/11)	---
9 vs. IPFW (2/3/11)	3FGA	9 vs. IPFW (2/3/11)	---
2 vs. Austin Peay (11/20/09)	FTM	---	---
2 vs. Austin Peay (11/20/09)	FTA	---	---
1 vs. IU South Bend (12/12/09)	Blk	---	---
2 vs. Austin Peay (11/20/09)	Stl	1 - twice	---
32 vs. IPFW (2/3/11)	Min	32 vs. IPFW (2/3/11)	---

■ Mazanowski 2010-11 Game-by-Game

Opponent	Min	FG-A	3FG-A	FT-A	O-D-R	PF	TP	A	T	B	S
# Anderson	0+	0-0	0-0	0-0	0-0-0	0	0	0	0	0	0
# Marian	3	0-0	0-0	0-0	0-2-2	0	0	0	0	0	0
^ at Gonzaga		Did not play									
IU-Northwest	1	0-0	0-0	0-0	0-0-0	0	0	0	0	0	0
^ at Miami		Did not play									
^ SDSU		Did not play									
^ Green Bay	1	0-0	0-0	0-0	0-0-0	0	0	0	0	0	0
at Saint Louis		Did not play									
IU-East		Did not play									
*Centenary		Did not play									
*Oral Roberts		Did not play									
at Ohio State		Did not play									
at Ohio		Did not play									
at Duquesne	1	0-0	0-0	0-0	0-0-0	0	0	0	0	0	0
\$ vs. SDSU		Did not play									
\$ vs. San Fran.		Did not play									
at FGCU		Did not play									
*W. Illinois		Did not play									
*at Oakland		Did not play									
*at IPFW		Did not play									
*N. Dakota St.		Did not play									
*S. Dakota St.		Did not play									
*at UMKC		Did not play									
*at S. Utah	2	0-0	0-0	0-0	0-0-0	0	0	0	0	0	0
*at W. Illinois	1	0-0	0-0	0-0	0-0-0	0	0	0	0	0	1
*IPFW		Did not play									
*Oakland		Did not play									
*at S. Dakota St.		Did not play									
*at N. Dakota St.		Did not play									
*S. Utah		Did not play									
*UMKC		Did not play									
*at Oral Roberts		Did not play									
*at Centenary		Did not play									
Summit Quarters		Did not play									
Summit Semis		Did not play									
Summit Finals		Did not play									

exhibitions; ^ O'Reilly Auto Parts CBE Classic; \$ Las Vegas Holiday Hoops Classic
* denotes Summit League games

■ Esposito 2010-11 Game-by-Game

Opponent	Min	FG-A	3FG-A	FT-A	O-D-R	PF	TP	A	T	B	S
# Anderson	6	0-1	0-1	0-0	0-0-0	0	0	0	0	0	0
# Marian	6	0-1	0-1	0-0	0-0-0	0	0	0	0	0	1
^ at Gonzaga	5	0-1	0-1	0-0	0-0-0	0	0	0	0	0	0
IU-Northwest	12	4-8	4-7	0-0	0-1-1	3	12	0	0	0	0
^ at Miami	* 9	0-2	0-1	0-0	0-1-1	1	0	0	0	0	0
^ SDSU		Did not play									
^ Green Bay	14	0-5	0-3	0-0	2-0-2	1	0	0	0	0	0
at Saint Louis	5	0-0	0-0	0-0	0-0-0	0	0	0	0	0	0
IU-East	1	0-0	0-0	0-0	0-0-0	0	0	0	0	0	0
*Centenary	5	0-1	0-1	0-0	0-0-0	0	0	0	0	0	0
*Oral Roberts		Did not play									
at Ohio State		Did not play									
at Ohio	2	0-0	0-0	0-0	0-0-0	0	0	0	0	0	0
at Duquesne	1	0-0	0-0	0-0	0-0-0	0	0	0	0	0	0
\$ vs. SDSU		Did not play									
\$ vs. San Fran.	24	3-7	3-6	0-0	0-1-1	1	9	2	0	0	1
at FGCU	4	0-0	0-0	0-0	0-0-0	0	0	0	0	0	0
*W. Illinois	3	0-0	0-0	0-0	0-0-0	0	0	0	1	0	0
*at Oakland		Did not play									
*at IPFW	2	1-1	1-1	0-0	0-0-0	1	3	0	0	0	0
*N. Dakota St.	4	0-0	0-0	0-0	0-0-0	0	0	0	0	0	0
*S. Dakota St.		Did not play									
*at UMKC	13	3-4	2-3	0-0	0-0-0	2	8	0	0	0	0
*at S. Utah	* 25	0-4	0-4	0-0	0-4-4	1	0	1	1	0	0
*at W. Illinois	* 26	1-8	0-6	0-0	1-4-5	2	2	3	2	0	1
*IPFW	* 32	6-9	6-9	0-0	1-3-4	1	18	2	0	0	0
*Oakland		Did not play									
*at S. Dakota St.		Did not play									
*at N. Dakota St.		Did not play									
*S. Utah		Did not play									
*UMKC		Did not play									
*at Oral Roberts		Did not play									
*at Centenary		Did not play									
Summit Quarters		Did not play									
Summit Semis		Did not play									
Summit Finals		Did not play									


exhibitions; ^ O'Reilly Auto Parts CBE Classic; \$ Las Vegas Holiday Hoops Classic
* denotes Summit League games

■ Mazanowski's Career Stats

Year	G-GS	MIN	MPG	FG-A	PCT	3FG-A	PCT	FT-A	PCT	O-D-R	RPG	PF-D	A	TO	B	S	PTS	PPG
2009-10	8-0	10	1.3	0-2	.000	0-2	.000	0-2	.000	0-1-1	0.1	0-0	0	1	0	0	0	0.0
2010-11	5-0	6	1.2	0-0	.000	0-0	.000	0-0	.000	0-0-0	0.0	0-0	0	0	0	1	0	0.0
Totals	13-0	16	1.2	0-2	.000	0-2	.000	0-2	.000	0-1-1	0.1	0-0	0	1	0	1	0	0.0

■ Esposito's Career Stats

Year	G-GS	MIN	MPG	FG-A	PCT	3FG-A	PCT	FT-A	PCT	O-D-R	RPG	PF-D	A	TO	B	S	PTS	PPG
2009-10	30-0	241	8.0	24-55	.436	22-48	.458	2-2	1.000	7-17-24	0.8	11-0	18	8	1	8	72	2.4
2010-11	18-4	187	10.4	18-50	.360	16-42	.381	0-0	.000	4-14-18	1.0	13-0	8	4	0	2	52	2.9
Totals	48-4	428	8.9	42-105	.400	38-90	.422	2-2	1.000	11-31-42	0.9	24-0	26	12	1	10	124	2.6



Freshman ■ Guard
6-foot-5 ■ 180 pounds

Greenfield, Ind.
Mt. Vernon High School



Sophomore ■ Guard/Forward
6-foot-7 ■ 210 pounds

Indianapolis, Ind.
Pike High School
Ancilla College

#23 • PJ. HUBERT

#24 • Nick KITCOFF

Career High		Season High	
15 at Duquesne (12/18/10)	Pts	15 at Duquesne (12/18/10)	Pts
1 - three times	Reb	1 - three times	Reb
1 - twice	Ast	1 - twice	Ast
5 at Duquesne (12/18/10)	FGM	5 at Duquesne (12/18/10)	FGM
7 at Duquesne (12/18/10)	FGA	7 at Duquesne (12/18/10)	FGA
5 at Duquesne (12/18/10)	3FGM	5 at Duquesne (12/18/10)	3FGM
6 at Duquesne (12/18/10)	3FGA	6 at Duquesne (12/18/10)	3FGA
---	FTM	---	FTM
1 vs. San Diego St. (12/22/10)	FTA	1 vs. San Diego St. (12/22/10)	FTA
1 vs. San Diego St. (12/22/10)	Blk	1 vs. San Diego St. (12/22/10)	Blk
1 - three times	Stl	1 - three times	Stl
17 at Duquesne (12/18/10)	Min	17 at Duquesne (12/18/10)	Min

Career High		Season High	
---	Pts	---	Pts
3 vs. IU-Northwest (11/16/10)	Reb	3 vs. IU-Northwest (11/16/10)	Reb
1 - twice	Ast	1 - twice	Ast
---	FGM	---	FGM
2 vs. IU-Northwest (11/16/10)	FGA	2 vs. IU-Northwest (11/16/10)	FGA
---	3FGM	---	3FGM
2 vs. IU-Northwest (11/16/10)	3FGA	2 vs. IU-Northwest (11/16/10)	3FGA
---	FTM	---	FTM
---	FTA	---	FTA
2 vs. IU-East (11/29/10)	Blk	2 vs. IU-East (11/29/10)	Blk
---	Stl	---	Stl
6 vs. IU-Northwest (11/16/10)	Min	6 vs. IU-Northwest (11/16/10)	Min

■ Hubert 2010-11 Game-by-Game

Opponent	Min	FG-A	3FG-A	FT-A	O-D-R	PF	TP	A	T	B	S
# Anderson											
# Marian											
^ at Gonzaga											
IU-Northwest											
^ at Miami											
^ SDSU											
^ Green Bay											
at Saint Louis											
IU-East											
*Centenary											
*Oral Roberts											
at Ohio State											
at Ohio											
at Duquesne	17	5-7	5-6	0-0	0-0-0	1	15	1	2	0	1
\$ vs. SDSU *	15	0-1	0-0	0-1	0-0-0	0	0	0	1	1	0
\$ vs. San Fran. *	16	1-4	1-4	0-0	0-1-1	0	3	1	0	0	1
at FGCU	4	0-0	0-0	0-0	1-0-1	0	0	0	0	0	0
*W. Illinois											
*at Oakland	4	0-0	0-0	0-0	0-0-0	1	0	0	0	0	0
*at IPFW											
*N. Dakota St.	7	1-1	1-1	0-0	0-1-1	0	3	0	1	0	1
*S. Dakota St.	7	0-1	0-1	0-0	0-0-0	0	0	0	1	0	0
*at UMKC	2	0-1	0-1	0-0	0-0-0	0	0	0	0	0	0
*at S. Utah	2	0-0	0-0	0-0	0-0-0	0	0	0	0	0	0
*at W. Illinois											
*IPFW											
*Oakland											
*at S. Dakota St.											
*at N. Dakota St.											
*S. Utah											
*UMKC											
*at Oral Roberts											
*at Centenary											
Summit Quarters											
Summit Semis											
Summit Finals											

exhibitions; ^ O'Reilly Auto Parts CBE Classic; \$ Las Vegas Holiday Hoops Classic
* denotes Summit League games

■ Kitcoff 2010-11 Game-by-Game

Opponent	Min	FG-A	3FG-A	FT-A	O-D-R	PF	TP	A	T	B	S
# Anderson	6	0-0	0-0	0-0	0-0-0	0	0	0	0	0	0
# Marian	5	0-1	0-1	0-0	0-1-1	0	0	0	0	0	0
^ at Gonzaga	4	0-1	0-1	0-0	1-0-1	0	0	1	0	0	0
IU-Northwest	6	0-2	0-2	0-0	0-3-3	0	0	0	1	0	0
^ at Miami											
^ SDSU	2	0-0	0-0	0-0	0-0-0	1	0	0	0	0	0
^ Green Bay	1	0-0	0-0	0-0	0-0-0	0	0	0	0	0	0
at Saint Louis											
IU-East	4	0-0	0-0	0-0	0-0-0	0	0	1	0	2	0
*Centenary	1	0-0	0-0	0-0	0-0-0	0	0	0	0	0	0
*Oral Roberts											
at Ohio State											
at Ohio											
at Duquesne	1	0-0	0-0	0-0	0-0-0	0	0	0	0	0	0
\$ vs. SDSU											
\$ vs. San Fran.											
at FGCU											
*W. Illinois											
*at Oakland											
*at IPFW											
*N. Dakota St.											
*S. Dakota St.											
*at UMKC											
*at S. Utah	2	0-0	0-0	0-0	0-0-0	0	0	0	0	0	0
*at W. Illinois	1	0-0	0-0	0-0	0-0-0	0	0	0	0	0	0
*IPFW											
*Oakland											
*at S. Dakota St.											
*at N. Dakota St.											
*S. Utah											
*UMKC											
*at Oral Roberts											
*at Centenary											
Summit Quarters											
Summit Semis											
Summit Finals											

exhibitions; ^ O'Reilly Auto Parts CBE Classic; \$ Las Vegas Holiday Hoops Classic
* denotes Summit League games

■ Hubert's Career Stats

Year	G-GS	MIN	MPG	FG-A	PCT	3FG-A	PCT	FT-A	PCT	O-D-R	RPG	PF-D	A	TO	B	S	PTS	PPG
2010-11	9-2	74	8.2	7-15	.467	7-13	.538	0-1	.000	1-2-3	0.3	2-0	2	5	1	3	21	2.3


■ Kitcoff's Career Stats

Year	G-GS	MIN	MPG	FG-A	PCT	3FG-A	PCT	FT-A	PCT	O-D-R	RPG	PF-D	A	TO	B	S	PTS	PPG
2010-11	9-0	22	2.4	0-3	.000	0-3	.000	0-0	.000	1-3-4	0.4	1-0	2	1	2	0	0	0.0



Freshman ■ Forward
6-foot-7 ■ 215 pounds

Louisville, Ky.
Iroquois High School



Senior ■ Forward
2-year letterwinner
6-foot-8 ■ 240 pounds

Winter Haven, Fla.
Lake Region High School
Iowa Western C.C.

#30 • Donovan GIBBS

#32 • Anthony WILLIAMS

Career High		Season High	
12 - twice	Pts	12 - twice	
6 vs. IU-East (11/29/10)	Reb	6 vs. IU-East (11/29/10)	
1 - six times	Ast	1 - six times	
6 vs. IU-East (11/29/10)	FGM	6 vs. IU-East (11/29/10)	
8 vs. IU-Northwest (11/16/10)	FGA	8 vs. IU-Northwest (11/16/10)	
---	3FGM	---	
1 - three times	3FGA	1 - three times	
2 - twice	FTM	2 - twice	
4 vs. Green Bay (11/22/10)	FTA	4 vs. Green Bay (11/22/10)	
2 - twice	Blk	2 - twice	
1 - three times	Stl	1 - three times	
28 at Ohio State (12/9/10)	Min	28 at Ohio State (12/9/10)	

Career High		Season High	
4 - twice	Pts	4 at Fla. Gulf Coast (12/27/10)	
6 at Southern Utah (1/22/11)	Reb	6 at Southern Utah (1/22/11)	
1 vs. IPFW (2/3/11)	Ast	1 vs. IPFW (2/3/11)	
2 - three times	FGM	2 at Fla. Gulf Coast (12/27/10)	
4 - three times	FGA	4 - twice	
---	3FGM	---	
---	3FGA	---	
3 at Ohio (12/12/10)	FTM	3 at Ohio (12/12/10)	
4 at Ohio (12/12/10)	FTA	4 at Ohio (12/12/10)	
1 - four times	Blk	1 - three times	
2 at Southern Utah (1/22/11)	Stl	2 at Southern Utah (1/22/11)	
13 - three times	Min	13 - three times	

■ Gibbs 2010-11 Game-by-Game

Opponent	Min	FG-A	3FG-A	FT-A	O-D-R	PF	TP	A	T	B	S
# Anderson	13	1-2	0-0	0-2	0-1-1	2	2	0	1	0	0
# Marian	20	7-9	0-0	0-0	2-6-8	2	14	0	0	0	0
^ at Gonzaga	11	0-2	0-1	0-0	0-1-1	1	0	0	1	0	0
IU-Northwest *	24	5-8	0-0	1-2	0-2-2	1	11	0	1	1	0
^ at Miami	12	2-4	0-0	0-2	2-1-3	2	4	0	0	0	0
^ SDSU	14	1-2	0-0	1-2	0-0-0	0	3	0	1	0	1
^ Green Bay	16	0-0	0-0	2-4	1-4-5	0	2	1	0	0	1
at Saint Louis	9	0-0	0-0	0-0	0-0-0	2	0	0	0	0	0
IU-East	23	6-7	0-0	0-1	2-4-6	1	12	1	1	0	0
*Centenary	10	1-1	0-0	0-0	0-1-1	0	2	0	0	0	0
*Oral Roberts	9	0-1	0-0	0-0	0-0-0	0	0	0	0	0	0
at Ohio State	28	5-6	0-0	2-2	0-2-2	2	12	0	0	1	0
at Ohio	25	2-3	0-0	0-0	1-0-1	3	4	1	1	2	0
at Duquesne	17	0-2	0-0	0-0	0-3-3	3	0	0	1	1	0
§ vs. SDSU	19	1-2	0-0	0-0	0-1-1	1	2	0	1	0	0
§ vs. San Fran.	18	0-0	0-0	0-0	0-3-3	0	0	0	0	1	0
at FGCU	10	0-0	0-0	0-0	0-0-0	0	0	1	0	0	1
*W. Illinois	11	2-3	0-0	0-1	1-2-3	0	4	0	0	0	0
*at Oakland	13	2-4	0-0	0-0	2-1-3	2	4	0	1	0	0
*at IPFW	13	2-3	0-0	0-0	1-1-2	0	4	1	0	2	0
*N. Dakota St.	8	0-1	0-1	0-0	0-1-1	0	0	1	0	0	0
*S. Dakota St.	6	1-1	0-0	0-0	0-0-0	0	2	0	0	0	0
*at UMKC	9	0-1	0-0	0-0	0-0-0	1	0	0	0	0	0
*at S. Utah	10	0-0	0-0	0-0	0-1-1	2	0	0	0	0	0
*at W. Illinois	6	1-2	0-1	0-0	0-2-2	0	2	0	0	0	0
*IPFW	6	0-0	0-0	0-0	0-1-1	0	0	0	0	0	0
*Oakland											
*at S. Dakota St.											
*at N. Dakota St.											
*S. Utah											
*UMKC											
*at Oral Roberts											
*at Centenary											
Summit Quarters											
Summit Semis											
Summit Finals											

exhibitions; ^ O'Reilly Auto Parts CBE Classic; § Las Vegas Holiday Hoops Classic
* denotes Summit League games

■ Williams 2010-11 Game-by-Game

Opponent	Min	FG-A	3FG-A	FT-A	O-D-R	PF	TP	A	T	B	S
# Anderson	7	1-2	0-0	0-0	0-2-2	1	2	0	0	0	0
# Marian											
^ at Gonzaga	2	0-0	0-0	0-0	0-0-0	3	0	0	0	0	0
IU-Northwest	4	0-1	0-0	0-0	1-0-1	4	0	0	0	0	0
^ at Miami											
^ SDSU											
^ Green Bay	1	0-0	0-0	0-0	0-0-0	0	0	0	0	0	0
at Saint Louis											
IU-East											
*Centenary	8	1-4	0-0	0-0	0-4-4	3	2	0	0	0	0
*Oral Roberts	13	0-0	0-0	2-2	1-0-1	2	2	0	0	0	0
at Ohio State	2	0-0	0-0	0-0	0-0-0	1	0	0	0	0	0
at Ohio	5	0-0	0-0	3-4	0-2-2	1	3	0	0	0	0
at Duquesne	4	1-1	0-0	0-0	0-0-0	0	2	0	0	0	0
§ vs. SDSU											
§ vs. San Fran.											
at FGCU	9	2-4	0-0	0-0	1-1-2	4	4	0	0	1	0
*W. Illinois	13	1-1	0-0	0-0	2-2-4	1	2	0	2	0	0
*at Oakland	6	0-0	0-0	0-0	0-0-0	1	0	0	0	0	0
*at IPFW	4	0-1	0-0	0-0	0-0-0	2	0	0	0	0	0
*N. Dakota St.	13	0-0	0-0	0-0	0-2-2	1	0	0	0	0	1
*S. Dakota St.	10	1-2	0-0	0-0	0-0-0	3	2	0	0	1	0
*at UMKC	9	0-2	0-0	0-0	1-0-1	1	0	0	0	0	0
*at S. Utah	10	0-1	0-0	1-2	2-4-6	2	1	0	0	0	2
*at W. Illinois	8	0-1	0-0	1-2	0-2-2	3	1	0	0	0	0
*IPFW	7	0-0	0-0	0-0	1-0-1	0	0	1	0	1	0
*Oakland											
*at S. Dakota St.											
*at N. Dakota St.											
*S. Utah											
*UMKC											
*at Oral Roberts											
*at Centenary											
Summit Quarters											
Summit Semis											
Summit Finals											

exhibitions; ^ O'Reilly Auto Parts CBE Classic; § Las Vegas Holiday Hoops Classic
* denotes Summit League games

■ Gibbs's Career Stats

Year	G-GS	MIN	MPG	FG-A	PCT	3FG-A	PCT	FT-A	PCT	O-D-R	RPG	PF-D	A	TO	B	S	PTS	PPG
2010-11	24-1	327	13.6	31-53	.585	0-3	.000	6-14	.429	10-31-41	1.7	21-0	6	8	8	3	68	2.8

■ Williams' Career Stats

Year	G-GS	MIN	MPG	FG-A	PCT	3FG-A	PCT	FT-A	PCT	O-D-R	RPG	PF-D	A	TO	B	S	PTS	PPG
2008-09	3-0	14	4.7	3-5	.600	0-0	.000	0-0	.000	1-4-5	1.7	3-0	0	1	1	1	6	2.0
2009-10	12-0	22	1.8	5-6	.833	0-0	.000	1-2	.500	1-2-3	0.3	1-0	0	2	0	0	11	0.9
2010-11	18-0	128	7.1	6-18	.333	0-0	.000	7-10	.700	9-17-26	1.4	32-0	1	2	3	3	19	1.1
Totals	33-0	164	5.0	14-29	.483	0-0	.000	8-12	.667	11-23-34	1.0	36-0	1	5	4	4	36	1.1



Senior ■ Guard
3-year letterwinner
6-foot-3 ■ 195 pounds

Indianapolis, Ind.
Franklin Central High School

- Lowe's Senior CLASS Award finalist



Senior ■ Guard
1-year letterwinner
6-foot-3 ■ 180 pounds

Fishers, Ind.
Hamilton Southeastern H.S.
Lees-McRae College

#42 • John ASHWORTH

#44 • Nick DeSCHEPPER

Career High		Season High	
18 vs. San Francisco (12/23/10)	Pts	18 vs. San Francisco (12/23/10)	Pts
8 at N. Dakota State (1/8/09)	Reb	6 - twice	Reb
12 vs. Duquesne (12/19/09)	Ast	7 vs. S. Dakota St. (1/15/11)	Ast
6 vs. San Francisco (12/23/10)	FGM	6 vs. San Francisco (12/23/10)	FGM
13 vs. San Francisco (12/23/10)	FGA	13 vs. San Francisco (12/23/10)	FGA
6 vs. San Francisco (12/23/10)	3FGM	6 vs. San Francisco (12/23/10)	3FGM
10 vs. San Francisco (12/23/10)	3FGA	10 vs. San Francisco (12/23/10)	3FGA
5 vs. IU South Bend (12/2/08)	FTM	3 - twice	FTM
6 vs. IU South Bend (12/2/08)	FTA	4 at Southern Utah (1/22/11)	FTA
1 - 11 times	Blk	1 vs. IU-East (11/29/10)	Blk
6 vs. W. Illinois (12/30/10)	Stl	6 vs. W. Illinois (12/30/10)	Stl
48 vs. Princeton (3/22/10)	Min	40 at UMKC (1/20/11)	Min

Career High		Season High	
8 vs. Centenary (12/2/10)	Pts	8 vs. Centenary (12/2/10)	Pts
2 vs. Centenary (12/2/10)	Reb	2 vs. Centenary (12/2/10)	Reb
4 - twice	Ast	4 vs. Centenary (12/2/10)	Ast
1 - three times	FGM	1 - twice	FGM
4 vs. Centenary (12/2/10)	FGA	4 vs. Centenary (12/2/10)	FGA
1 - twice	3FGM	1 vs. Centenary (12/2/10)	3FGM
3 vs. Centenary (12/2/10)	3FGA	3 vs. Centenary (12/2/10)	3FGA
5 vs. Centenary (12/2/10)	FTM	5 vs. Centenary (12/2/10)	FTM
6 vs. Centenary (12/2/10)	FTA	6 vs. Centenary (12/2/10)	FTA
1 - twice	Blk	1 - twice	Blk
2 vs. Centenary (12/2/10)	Stl	2 vs. Centenary (12/2/10)	Stl
20 vs. Centenary (12/2/10)	Min	20 vs. Centenary (12/2/10)	Min

■ Ashworth 2010-11 Game-by-Game

Opponent	Min	FG-A	3FG-A	FT-A	O-D-R	PF	TP	A	T	B	S
# Anderson	* 32	2-3	0-1	0-0	1-2-3	0	4	5	2	0	2
# Marian	* 31	1-2	0-0	0-0	0-2-2	2	2	3	3	0	1
^ at Gonzaga	* 36	3-6	1-3	3-3	0-2-2	1	10	2	3	0	1
IU-Northwest	* 25	2-2	0-0	0-0	0-2-2	1	4	5	1	0	0
^ at Miami	* 38	2-4	2-4	0-0	1-3-4	1	6	1	2	0	2
^ SDSU	* 31	1-2	1-2	0-0	1-2-3	2	3	2	1	0	0
^ Green Bay	* 32	0-0	0-0	2-2	1-4-5	3	2	1	1	0	0
at Saint Louis	* 35	0-4	0-1	0-0	1-3-4	3	0	2	2	0	1
IU-East	* 29	3-3	2-2	2-2	1-2-3	2	10	4	2	1	1
*Centenary	* 27	0-2	0-2	0-0	0-4-4	1	0	2	0	0	0
*Oral Roberts	* 34	2-5	0-2	0-0	0-1-1	4	4	1	1	0	3
at Ohio State	* 39	1-5	1-4	0-0	1-3-4	3	3	4	1	0	0
at Ohio	* 35	1-3	0-2	2-3	1-5-6	0	4	4	2	0	2
at Duquesne	* 23	0-4	0-4	0-0	0-1-1	1	0	1	2	0	0
\$ vs. SDSU	* 36	0-2	0-0	0-0	1-4-5	1	0	3	3	0	0
\$ vs. San Fran.	* 33	6-13	6-10	0-0	0-2-2	1	18	3	0	0	0
at FGCU	* 38	5-7	3-5	0-0	0-5-5	1	13	3	2	0	3
*W. Illinois	* 39	2-6	2-4	0-0	0-3-3	0	6	6	1	0	6
*at Oakland	* 38	3-8	2-6	0-0	0-3-3	1	8	3	0	0	0
*at IPFW	* 39	0-2	0-1	0-0	2-2-4	1	0	3	5	0	1
*N. Dakota St.	* 34	1-6	0-2	0-0	1-2-3	2	2	4	0	0	4
*S. Dakota St.	* 38	3-5	2-3	0-0	0-2-2	1	8	7	1	0	1
*at UMKC	* 40	1-4	1-3	0-0	2-4-6	1	3	3	2	0	1
*at S. Utah	21	1-3	1-1	3-4	0-0-0	4	6	2	1	0	1
*at W. Illinois	20	0-2	0-1	0-0	1-1-2	0	0	1	1	0	1
*IPFW	21	0-3	0-1	2-2	0-3-3	0	2	3	1	0	1

- *Oakland
- *at S. Dakota St.
- *at N. Dakota St.
- *S. Utah
- *UMKC
- *at Oral Roberts
- *at Centenary
- Summit Quarters
- Summit Semis
- Summit Finals

exhibitions; ^ O'Reilly Auto Parts CBE Classic; \$ Las Vegas Holiday Hoops Classic
* denotes Summit League games

■ DeSchepper 2010-11 Game-by-Game

Opponent	Min	FG-A	3FG-A	FT-A	O-D-R	PF	TP	A	T	B	S
# Anderson	4	0-1	0-1	2-2	0-0-0	0	2	0	0	0	0
# Marian	4	0-1	0-0	1-2	2-0-2	0	1	0	1	0	0
^ at Gonzaga	1	0-0	0-0	0-0	0-0-0	0	0	0	0	0	0
IU-Northwest	6	0-2	0-2	0-0	0-0-0	0	0	0	1	0	0
^ at Miami											
^ SDSU											
^ Green Bay	1	0-0	0-0	0-0	0-0-0	0	0	0	0	0	0
at Saint Louis											
IU-East	16	1-2	0-1	2-2	0-1-1	3	4	3	4	1	1
*Centenary	20	1-4	1-3	5-6	1-1-2	1	8	4	1	1	2
*Oral Roberts	8	0-0	0-0	0-0	0-0-0	0	0	2	1	0	1
at Ohio State											
at Ohio	2	0-1	0-0	0-0	0-0-0	0	0	1	0	0	1
at Duquesne	7	0-2	0-1	0-0	0-0-0	1	0	0	1	0	0
\$ vs. SDSU											
\$ vs. San Fran.	0+	0-0	0-0	0-0	0-0-0	0	0	0	0	0	0
at FGCU	1	0-0	0-0	0-0	0-0-0	0	0	0	0	0	0
*W. Illinois											
*at Oakland											
*at IPFW	1	0-0	0-0	0-0	0-0-0	0	0	0	0	0	0
*N. Dakota St.											
*S. Dakota St.											
*at UMKC											
*at S. Utah	2	0-0	0-0	0-0	0-0-0	0	0	0	1	0	0
*at W. Illinois	3	0-0	0-0	0-1	0-0-0	0	0	0	0	0	0
*IPFW											

- *Oakland
- *at S. Dakota St.
- *at N. Dakota St.
- *S. Utah
- *UMKC
- *at Oral Roberts
- *at Centenary
- Summit Quarters
- Summit Semis
- Summit Finals


exhibitions; ^ O'Reilly Auto Parts CBE Classic; \$ Las Vegas Holiday Hoops Classic
* denotes Summit League games

■ Ashworth's Career Stats

Year	G-GS	MIN	MPG	FG-A	PCT	3FG-A	PCT	FT-A	PCT	O-D-R	RPG	PF-D	A	TO	B	S	PTS	PPG
2007-08	30-1	263	8.8	22-56	.393	15-39	.385	1-3	.333	4-13-17	0.6	23-0	11	9	1	11	60	2.0
2008-09	30-13	616	20.5	30-87	.345	11-42	.262	19-24	.792	6-41-47	1.6	24-0	50	33	4	20	90	3.0
2009-10	36-36	1192	33.1	51-136	.375	27-83	.325	33-45	.733	9-81-90	2.5	48-0	166	78	5	54	162	4.5
2010-11	24-21	781	32.5	37-101	.366	24-63	.381	14-16	.875	14-63-77	3.2	35-0	70	35	1	29	112	4.7
Totals	120-11	2852	23.8	140-380	.368	77-227	.339	67-88	.761	33-198-231	1.9	130-0	297	155	11	114	424	3.5


■ DeSchepper's Career Stats

Year	G-GS	MIN	MPG	FG-A	PCT	3FG-A	PCT	FT-A	PCT	O-D-R	RPG	PF-D	A	TO	B	S	PTS	PPG
2009-10	10-0	44	4.4	1-6	.167	1-5	.200	4-7	.571	1-3-4	0.4	5-0	6	2	0	2	7	0.7
2010-11	13-0	68	5.2	2-11	.182	1-7	.143	7-9	.778	1-2-3	0.2	5-0	10	9	2	5	12	0.9
Totals	23-0	112	4.9	3-17	.176	2-12	.167	11-16	.688	2-5-7	0.3	10-0	16	11	2	7	19	0.8



Freshman ■ Forward/Center
6-foot-9 ■ 245 pounds

Vincennes, Ind.
South Knox High School



Junior ■ Forward
2-year letterwinner
6-foot-7 ■ 245 pounds

Cincinnati, Ohio
Harmony Community H.S.

#50 • Mitchell PATTON

#55 • Christian SIAKAM

Career High		Season High	
13 vs. Centenary (12/2/10)	Pts	13 vs. Centenary (12/2/10)	Pts
4 vs. Green Bay (11/22/10)	Reb	4 vs. Green Bay (11/22/10)	Reb
---	Ast	---	Ast
6 vs. Centenary (12/2/10)	FGM	6 vs. Centenary (12/2/10)	FGM
9 vs. Centenary (12/2/10)	FGA	9 vs. Centenary (12/2/10)	FGA
2 vs. San Diego St. (11/21/10)	3FGM	2 vs. San Diego St. (11/21/10)	3FGM
4 vs. San Diego St. (12/22/10)	3FGA	4 vs. San Diego St. (12/22/10)	3FGA
4 vs. Miami (Ohio) (11/20/10)	FTM	4 vs. Miami (Ohio) (11/20/10)	FTM
4 vs. Miami (Ohio) (11/20/10)	FTA	4 vs. Miami (Ohio) (11/20/10)	FTA
3 vs. Centenary (12/2/10)	Blk	3 vs. Centenary (12/2/10)	Blk
1 - twice	Stl	1 - twice	Stl
26 vs. San Diego St. (11/21/10)	Min	26 vs. San Diego St. (11/21/10)	Min

Career High		Season High	
20 at IPFW (1/8/11)	Pts	20 at IPFW (1/8/11)	Pts
12 at UMKC (1/20/11)	Reb	12 at UMKC (1/20/11)	Reb
2 - three times	Ast	2 - twice	Ast
9 at IPFW (1/8/11)	FGM	9 at IPFW (1/8/11)	FGM
13 - twice	FGA	13 - twice	FGA
---	3FGM	---	3FGM
---	3FGA	---	3FGA
5 - twice	FTM	5 - twice	FTM
7 at Southern Utah (1/22/11)	FTA	7 at Southern Utah (1/22/11)	FTA
3 - three times	Blk	3 - three times	Blk
3 at W. Illinois (1/29/11)	Stl	3 at W. Illinois (1/29/11)	Stl
35 at UMKC (1/20/11)	Min	35 at UMKC (1/20/11)	Min

Patton 2010-11 Game-by-Game

Opponent	Min	FG-A	3FG-A	FT-A	O-D-R	PF	TP	A	T	B	S
# Anderson	7	2-4	0-1	0-0	1-1-2	1	4	0	1	1	1
# Marian	6	0-0	0-0	2-4	0-1-1	1	2	0	1	0	0
^ at Gonzaga	17	2-4	0-0	2-2	1-0-1	3	6	0	1	1	1
IU-Northwest	10	3-6	0-0	0-0	0-0-0	3	6	0	0	0	0
^ at Miami	8	1-2	0-0	4-4	0-1-1	4	6	0	0	0	0
^ SDSU	* 26	5-7	2-2	0-0	1-1-2	3	12	0	2	1	1
^ Green Bay	* 22	2-5	0-0	0-1	2-2-4	1	4	0	0	0	0
at Saint Louis	* 10	1-4	0-0	2-2	1-0-1	1	4	0	1	1	0
IU-East	* 4	1-1	0-0	0-0	0-0-0	1	2	0	1	1	0
*Centenary	* 17	6-9	0-0	1-1	0-1-1	1	13	0	3	3	0
*Oral Roberts	6	0-0	0-0	0-0	0-1-1	0	0	0	0	0	0
at Ohio State	4	0-0	0-0	0-0	0-1-1	3	0	0	0	0	0
at Ohio	6	0-2	0-0	0-0	0-0-0	0	0	0	0	0	0
at Duquesne	1	0-0	0-0	2-2	0-1-1	0	2	0	0	0	0
\$ vs. SDSU	12	1-5	1-4	1-2	0-0-0	1	4	0	0	0	0
\$ vs. San Fran.	5	0-2	0-1	0-0	0-0-0	2	0	0	0	0	0
at FGCU	1	0-0	0-0	0-0	0-0-0	0	0	0	0	0	0
*W. Illinois	3	0-1	0-0	0-0	0-0-0	0	0	0	0	0	0
*at Oakland	* 9	1-3	1-3	0-0	1-1-2	2	3	0	1	1	0

*at IPFW Did not play
*N. Dakota St. 3 0-1 0-0 0-0 0-0-0 0 0 0 0 0 0 0
*S. Dakota St. 2 0-0 0-0 0-0 0-0-0 0 0 0 0 0 1 0
*at UMKC 1 0-1 0-0 0-0 0-0-0 0 0 0 1 0 0 0
*at S. Utah 2 0-0 0-0 2-2 0-0-0 0 2 0 0 0 0 0
*at W. Illinois 1 0-0 0-0 0-0 0-0-0 0 0 0 0 0 0 0
*IPFW Did not play
*Oakland
*at S. Dakota St.
*at N. Dakota St.
*S. Utah
*UMKC
*at Oral Roberts
*at Centenary
Summit Quarters
Summit Semis
Summit Finals

exhibitions; ^ O'Reilly Auto Parts CBE Classic; \$ Las Vegas Holiday Hoops Classic
* denotes Summit League games

Siakam 2010-11 Game-by-Game

Opponent	Min	FG-A	3FG-A	FT-A	O-D-R	PF	TP	A	T	B	S
# Anderson	* 19	5-7	0-0	3-3	4-4-8	4	13	0	2	0	0
# Marian	* 23	5-11	0-0	3-4	3-7-10	3	13	1	2	3	0
^ at Gonzaga	* 16	0-2	0-0	0-0	4-1-5	5	0	0	0	0	1
IU-Northwest	* 19	1-4	0-0	0-0	3-4-7	3	2	0	1	1	0
^ at Miami	* 20	0-3	0-0	2-2	0-1-1	4	2	0	0	1	0
^ SDSU	3	0-0	0-0	1-2	0-0-0	0	1	0	0	0	0
^ Green Bay	2	0-0	0-0	0-0	1-0-1	2	0	0	1	0	0
at Saint Louis	21	4-5	0-0	2-2	3-4-7	4	10	0	0	0	2
IU-East	20	5-8	0-0	4-6	1-7-8	2	14	0	0	3	0
*Centenary	10	1-2	0-0	1-2	1-2-3	2	3	1	2	2	0
*Oral Roberts	* 21	4-8	0-0	5-6	4-5-9	4	13	0	0	0	0
at Ohio State	* 13	4-5	0-0	0-0	1-1-2	5	8	1	1	0	2
at Ohio	* 25	3-8	0-0	1-1	3-7-10	5	7	1	1	0	1
at Duquesne	* 25	4-5	0-0	0-0	4-2-6	2	8	0	1	0	0
\$ vs. SDSU	* 20	5-6	0-0	0-0	3-2-5	2	10	0	2	0	0
\$ vs. San Fran.	* 27	3-5	0-0	0-0	2-6-8	4	6	2	0	0	0
at FGCU	* 27	2-4	0-0	2-2	3-8-11	3	6	0	1	0	0
*W. Illinois	* 22	3-4	0-0	0-0	6-3-9	4	6	0	2	0	1
*at Oakland	16	2-4	0-0	2-2	3-1-4	4	6	0	0	0	0
*at IPFW	* 34	9-13	0-0	2-3	7-4-11	3	20	1	0	1	1
*N. Dakota St.	* 25	3-6	0-0	0-0	5-2-7	4	6	0	1	0	1
*S. Dakota St.	* 25	6-8	0-0	0-0	5-1-6	4	12	0	2	1	0
*at UMKC	* 35	4-4	0-0	0-0	5-7-12	5	8	1	4	0	0
*at S. Utah	* 28	5-5	0-0	5-7	0-4-4	2	15	0	0	3	0
*at W. Illinois	* 30	7-13	0-0	4-5	2-4-6	3	18	0	1	0	3
*IPFW	* 29	5-6	0-0	0-0	3-2-5	5	10	2	1	3	1

*at IPFW Did not play
*N. Dakota St. 3 0-1 0-0 0-0 0-0-0 0 0 0 0 0 0 0
*S. Dakota St. 2 0-0 0-0 0-0 0-0-0 0 0 0 0 0 1 0
*at UMKC 1 0-1 0-0 0-0 0-0-0 0 0 0 1 0 0 0
*at S. Utah 2 0-0 0-0 2-2 0-0-0 0 2 0 0 0 0 0
*at W. Illinois 1 0-0 0-0 0-0 0-0-0 0 0 0 0 0 0 0
*IPFW Did not play
*Oakland
*at S. Dakota St.
*at N. Dakota St.
*S. Utah
*UMKC
*at Oral Roberts
*at Centenary
Summit Quarters
Summit Semis
Summit Finals

exhibitions; ^ O'Reilly Auto Parts CBE Classic; \$ Las Vegas Holiday Hoops Classic
* denotes Summit League games

Patton's Career Stats

Year	G-GS	MIN	MPG	FG-A	PCT	3FG-A	PCT	FT-A	PCT	O-D-R	RPG	PF-D	A	TO	B	S	PTS	PPG
2010-11	22-6	170	7.7	23-53	.434	4-10	.400	14-16	.875	6-9-15	0.7	25-0	0	10	9	2	64	2.9

Siakam's Career Stats

Year	G-GS	MIN	MPG	FG-A	PCT	3FG-A	PCT	FT-A	PCT	O-D-R	RPG	PF-D	A	TO	B	S	PTS	PPG
2007-08	Did not play - redshirted																	
2008-09	14-0	60	4.3	8-13	.615	0-0	.000	3-5	.600	6-6-12	0.9	8-0	0	6	2	1	19	1.4
2009-10	32-0	159	5.0	21-38	.553	0-0	.000	9-13	.692	17-21-38	1.2	38-0	5	10	6	5	51	1.6
2010-11	24-18	513	21.4	80-128	.625	0-0	.000	31-40	.775	69-78-147	6.1	81-5	9	21	15	13	191	8.0
Totals	70-18	732	10.5	109-179	.609	0-0	.000	43-58	.741	92-105-197	2.8	127-5	14	37	23	19	261	3.7

Exh. Game #1 - IUPUI 84, Anderson 60

November 1, 2010 • The Jungle • Indianapolis

Anderson	FG	3FT	FT	O-D-R	F	PTS	A	T	B	S	MIN
Ross Syphers	f	3-6	2-4	0-0	2-5-7	1	8	0	2	0	30
Andrew Bowman	f	6-9	0-0	0-0	1-4-5	1	12	2	3	0	37
Brook Morrison	f	9-15	2-6	2-2	2-2-4	4	22	2	3	0	33
Phil Hogan	g	3-9	1-3	1-2	2-1-3	3	8	2	3	0	24
Gabe Miller	g	2-9	0-2	1-2	0-2-2	2	5	5	3	0	34
Zach Wadley	1-3	1-2	0-0	1-0-1	1	3	1	1	0	0	18
Kurtis Runyon	0-0	0-0	0-0	0-0-0	0	0	0	0	0	0	3
Chris Horner	1-3	0-1	0-0	0-0-0	1	2	1	0	0	1	14
Cody Jackson	0-0	0-0	0-0	0-0-0	0	0	0	0	0	0	2
Isaac Galbraith	0-1	0-1	0-0	0-0-0	1	0	0	0	0	0	5
TEAM				0-1-1							
Totals	25-55	6-19	4-6	8-15-23	14	60	13	15	0	4	200

IUPUI	FG	3PT	FT	O-D-R	F	PTS	A	T	B	S	MIN
Alex Young	f	8-14	2-6	2-2	2-5-7	1	20	2	3	0	2
Christian Siakam	f	5-7	0-0	3-3	4-4-8	4	13	0	2	0	19
Leroy Nobles	g	9-13	3-6	2-2	1-3-4	1	23	0	1	1	35
Stephen Thomas	g	6-12	0-2	2-2	0-0-0	1	14	6	1	0	35
John Ashworth	g	2-3	0-1	0-0	1-2-3	0	4	5	2	0	32
David Mazanowski	0-0	0-0	0-0	0-0-0	0	0	0	0	0	0	0+
Sean Esposito	0-1	0-1	0-0	0-0-0	0	0	0	0	0	0	6
Nick Kitcoff	0-0	0-0	0-0	0-0-0	0	0	0	0	0	0	6
Donovan Gibbs	1-2	0-0	0-2	0-1-1	2	2	0	1	0	0	13
Anthony Williams	1-2	0-0	0-0	0-2-2	1	2	0	0	0	0	7
Nick DeSchepper	0-1	0-1	2-2	0-0-0	2	0	0	0	0	0	4
Mitchell Patton	2-4	0-1	0-0	1-1-2	1	4	0	1	1	1	7
TEAM				4-3-7	1						
Totals	34-59	5-18	11-13	11-22-33	11	84	13	11	2	8	200

By Periods 1st 2nd F

Anderson	30	30	60
IUPUI	41	43	84

FG Pct.: AU 45.5, IUPUI 57.6; 3PT Pct.: AU 31.6, IUPUI 27.8

FT Pct.: AU 66.7, IUPUI 84.6

Technical: none Attendance: 905

Officials: Bo Boroski (R), Bill Forehand, John Ronan

Exh. Game #2 - IUPUI 76, Marian 45

November 5, 2010 • The Jungle • Indianapolis

Marian	FG	3FT	FT	O-D-R	F	PTS	A	T	B	S	MIN
Matt Allee	f	1-3	0-0	0-0	1-2-3	2	2	3	1	0	27
Matt Dickerson	f	2-5	0-0	0-2	1-2-3	3	4	1	0	1	20
Anthony Furlin	g	1-5	1-4	0-0	0-0-0	1	3	0	0	0	17
Brandon Malone	g	0-0	0-0	0-0	0-3-3	0	0	0	2	1	0
Jordan Tucker	g	5-14	2-5	2-2	0-2-2	3	14	2	3	0	2
Chris Roberts	1-3	0-2	0-0	0-0-0	0	2	0	0	0	1	7
Drew Adams	0-1	0-1	0-0	0-0-0	0	0	0	0	0	0	2
Alex Sylvester	0-4	0-4	2-2	1-1-2	1	2	2	1	0	1	11
Aaron Evans	3-7	0-1	1-2	0-0-0	1	7	2	1	0	0	27
Mac Fiely	3-6	1-4	0-1	2-2-4	1	7	0	1	1	1	13
Curtis Clem	0-0	0-0	0-0	0-0-0	1	0	0	0	0	0	0
Jake Stafford	0-2	0-0	0-1	0-0-0	3	0	0	0	0	0	6
John Lickliter	0-1	0-1	0-0	1-1-1	1	0	1	0	0	0	5
Jake Sullivan	1-3	0-1	0-0	0-0-0	2	2	0	1	0	0	7
Michael Barton	1-3	0-0	0-0	2-0-2	0	2	0	0	2	0	12
TEAM				3-1-4	1						
Totals	18-57	4-23	5-10	10-14-24	19	45	11	11	5	8	200

IUPUI	FG	3PT	FT	O-D-R	F	PTS	A	T	B	S	MIN
Alex Young	f	6-13	1-3	7-9	3-7-10	3	20	4	3	2	32
Christian Siakam	f	5-11	0-0	3-4	3-7-10	3	13	1	2	3	30
Leroy Nobles	g	4-12	3-5	6-6	1-3-4	1	17	1	1	0	23
Stephen Thomas	g	3-3	0-0	0-0	1-2-3	1	6	6	1	0	24
John Ashworth	g	1-2	0-0	0-0	0-2-2	2	2	3	3	0	31
Greg Rice	0-2	0-0	1-2	1-0-1	0	1	1	0	0	0	16
David Mazanowski	0-0	0-0	0-0	0-2-2	0	0	0	0	0	0	3
Sean Esposito	0-1	0-1	0-0	0-0-0	0	0	0	0	0	1	6
Nick Kitcoff	0-1	0-1	0-0	0-1-1	0	0	0	0	0	0	5
Donovan Gibbs	7-9	0-0	0-0	2-6-8	2	14	0	0	0	0	20
Nick DeSchepper	0-1	0-0	1-2	2-0-2	0	1	0	1	0	0	4
Mitchell Patton	0-0	0-0	2-4	0-1-1	1	2	0	1	0	0	6
TEAM				3-1-4							
Totals	26-55	4-10	20-27	16-32-48	13	76	16	12	5	7	200

By Periods 1st 2nd F

Marian	22	23	45
IUPUI	40	36	76

FG Pct.: MU 31.6, IUPUI 47.3; 3PT Pct.: MU 17.4, 40.0

FT Pct.: MU 50.0, IUPUI 74.1

Technical: none Attendance: 885

Officials: Glenn Mayborg (R), Todd Von Sossan, Jeff Albright

Game #1 - #12 Gonzaga 86, IUPUI 56

November 14, 2010 • McCarthy Athletic Center • Spokane, ash.

IUPUI (0-1)	FG	3FT	FT	O-D-R	F	PTS	A	T	B	S	MIN
Alex Young	f	5-12	0-4	6-7	1-3-4	4	16	0	4	0	1
Christian Siakam	f	0-2	0-0	0-0	4-1-5	5	0	0	0	0	16
Leroy Nobles	g	3-13	3-9	5-8	1-4-5	2	14	0	3	0	36
Stephen Thomas	g	3-6	0-2	0-0	2-3-5	0	6	0	2	0	3
John Ashworth	g	3-6	1-3	3-3	0-2-2	1	10	2	3	0	1
Greg Rice	2-5	0-2	0-0	1-0-1	1	4	0	3	0	0	14
Sean Esposito	0-1	0-1	0-0	0-0-0	0	0	0	0	0	0	5
Nick Kitcoff	0-1	0-1	0-0	1-0-1	0	0	0	0	0	0	4
Donovan Gibbs	0-2	0-1	0-0	0-1-1	1	0	0	1	0	0	11
Anthony Williams	0-0	0-0	0-0	0-0-0	3	0	0	0	0	0	2
Nick DeSchepper	0-0	0-0	0-0	0-0-0	0	0	0	0	0	0	1
Mitchell Patton	2-4	0-0	2-2	1-0-1	3	6	0	1	1	1	17
TEAM				1-1-2							
Totals	18-52	4-23	16-20	12-15-27	20	56	3	17	1	7	200

Gonzaga (2-0)	FG	3PT	FT	O-D-R	F	PTS	A	T	B	S	MIN
Elias Harris	f	3-4	0-0	0-0	1-1-2	3	6	0	1	0	18
Robert Sacre	c	4-4	0-0	3-4	1-3-4	1	11	1	1	1	26
Marques Carter	g	1-4	0-2	0-0	1-0-1	2	2	1	3	0	13
Demetri Goodson	g	4-7	0-2	0-2	0-2-2	1	8	6	2	0	28
Steven Gray	g	6-9	2-4	3-5	1-7-8	3	17	8	2	1	4
Mangisto Arop	1-2	0-0	0-0	1-0-1	0	2	0	1	0	0	34
David Stockton	3-5	0-2	0-0	0-2-2	2	6	1	1	0	0	11
Kelly Olynyk	6-7	1-1	0-0	0-4-4	3	13	1	2	0	0	16
Mathis Moeninghoff	4-9	2-6	0-0	1-2-3	0	10	0	1	0	1	21
Mathis Keita	0-1	0-1	0-0	1-0-1	1	0	0	0	0	0	6
Mike Hart	0-1	0-0	0-0	1-1-2	1	0	1	1	0	0	8
Sam Dower	3-5	0-0	5-8	5-1-6	1	11	0	0	0	0	10
TEAM				0-1-1							
Totals	35-58	5-18	11-19	13-24-37	18	86	19	14	3	8	200

By Periods 1st 2nd F

IUPUI	18	38	56
Gonzaga	37	49	86

FG Pct.: IUPUI 34.6, GU 60.3; 3PT Pct.: IUPUI 17.4, GU 27.8

FT Pct.: IUPUI 80.0, GU 57.9

Technical: Williams (IUPUI), Gray (GU) Attendance: 6,000

Officials: Mike Reed (R), Tre Maddox, Rick Batsell

Game #2 - IUPUI 83, IU-Northwest 62

November 16, 2010 • The Jungle • Indianapolis

IU-Northwest (0-6)	FG	3FT	FT	O-D-R	F	PTS	A	T	B	S	MIN
Carl Hampton, Jr.	f	3-7	1-4	0-0	0-0-0	2	7	1	2	0	26
Lionel Moore	f	5-8	0-0	1-2	2-3-5	3	11	1	1	0	28
Justin Latimore	f	4-8	0-1	9-9	4-4-8	3	17	0	1	0	37
Keith Dean	g	3-18	1-6	6-9	0-2-2	0	13	3	3	0	35
Adam White	g	1-1	1-1	0-0	0-2-2	0	3	1	1	0	18
James Beard	0-0	0-0	0-0	0-0-0	0	0	0	0	0	0	2
Malcom Turner	1-1	0-0	0-0	1-1-2	0	2	0	0	0	0	1
Melvin Conn-Baird	1-4	0-1	3-3	1-6-7	1	5	1	2	0	1	22
John Der	0-0	0-0	0-0	0-0-0	0	0	0	0	0	0	3
Nick Panousis	0-0	0-0	0-								

Game #5 - IUPUI 63, Green Bay 46

November 22, 2010 • Millett Hall • Oxford, Ohio

IUPUI (2-3)	FG	3FT	FT	O-D-R	F	PTS	A	T	B	S	MIN	
Alex Young	f	7-17	1-3	3-6	2-5-7	1	18	4	7	1	38	
Mitchell Patton	c	2-5	0-0	0-1	2-2-4	1	4	0	0	0	22	
Leroy Nobles	g	7-11	2-4	5-5	3-1-4	3	21	0	1	0	37	
Stephen Thomas	g	6-12	3-5	1-1	1-3-4	2	16	2	3	0	32	
John Ashworth	g	0-0	0-0	2-2	1-4-5	3	2	1	1	0	32	
Greg Rice	g	0-0	0-0	0-0	0-0-0	0	0	0	1	0	3	
David Mazanowski	g	0-0	0-0	0-0	0-0-0	0	0	0	0	0	1	
Sean Esposito	g	0-5	0-3	0-0	2-0-2	1	0	0	0	0	14	
Nick Kitcoff	g	0-0	0-0	0-0	0-0-0	0	0	0	0	0	1	
Donovan Gibbs	g	0-0	0-0	2-4	1-4-5	0	2	1	0	0	16	
Anthony Williams	g	0-0	0-0	0-0	0-0-0	0	0	0	0	0	1	
Nick DeSchepper	g	0-0	0-0	0-0	0-0-0	0	0	0	0	0	1	
Christian Siakam	g	0-0	0-0	0-0	1-0-1	2	0	0	1	0	2	
TEAM					1-3-4							
Totals		22-50	6-15	13-19	14-22-36	13	63	8	14	1	5	200

Green Bay (2-3)	FG	3PT	FT	O-D-R	F	PTS	A	T	B	S	MIN	
Troy Snyder	f	1-4	0-0	0-0	1-2-3	4	2	0	0	0	17	
Alec Brown	c	0-8	0-0	2-2	3-3-6	1	2	0	3	1	20	
Bryquius Perine	g	2-10	1-4	3-3	2-3-5	2	8	1	2	0	27	
Steve Baker	g	3-8	0-2	0-0	4-2-6	4	6	4	0	0	29	
Rahmon Fletcher	g	8-10	0-1	0-1	0-2-2	2	16	0	2	0	26	
Derek Semenas	g	0-0	0-0	0-1	0-1-1	0	0	0	0	0	8	
Eric Valentin	g	0-0	0-0	2-2	0-1-1	0	0	0	0	0	2	
Daniel Turner	g	3-8	0-1	0-0	2-2-4	3	6	0	0	0	21	
Seth Evans	g	0-6	0-3	0-0	1-1-2	2	0	1	4	0	20	
Greg Lesage	g	1-1	0-0	2-2	0-1-1	2	4	0	2	0	18	
Clayton Heuer	g	0-0	0-0	0-0	0-1-1	0	0	0	1	1	0	
TEAM					3-0-3							
Totals		18-55	1-11	9-10	16-19-35	20	46	6	14	2	8	200

By Periods 1st 2nd F
 IUPUI 29 34 63
 Green Bay 15 31 46
 FG Pct.: IUPUI 44.0, GB 32.7; 3PT Pct.: IUPUI 40.0, GB 9.1
 FT Pct.: IUPUI 68.4, GB 90.0
 Technicals: none Attendance: 2,117
 Officials: Bo Boroski (R), Larry Scirotto, Bill Ek

Game #6 - Saint Louis 58, IUPUI 55

November 27, 2010 • Chaifetz Arena • St. Louis, Mo.

IUPUI (2-4)	FG	3FT	FT	O-D-R	F	PTS	A	T	B	S	MIN	
Alex Young	f	7-20	0-3	3-5	2-4-6	4	17	1	1	1	35	
Mitchell Patton	c	1-4	0-0	2-2	1-0-1	1	4	0	1	1	10	
Leroy Nobles	g	2-9	0-3	5-6	1-3-4	3	9	1	3	0	40	
Stephen Thomas	g	4-8	0-1	5-6	1-7-8	1	13	0	2	0	40	
John Ashworth	g	0-4	0-1	0-0	1-3-4	3	0	2	2	0	35	
Greg Rice	g	0-1	0-0	2-2	0-0-0	1	2	0	1	0	5	
Sean Esposito	g	0-0	0-0	0-0	0-0-0	0	0	0	0	0	5	
Donovan Gibbs	g	0-0	0-0	0-0	0-0-0	2	0	0	0	0	9	
Christian Siakam	g	4-5	0-0	2-2	3-4-7	4	10	0	0	0	21	
TEAM					1-0-1							
Totals		18-51	0-8	19-23	10-21-31	19	55	4	10	2	5	200

By Periods 1st 2nd F
 IUPUI 28 27 55
 Saint Louis 39 19 58
 FG Pct.: IUPUI 35.3, SLU 43.2; 3PT Pct.: IUPUI 0.0, SLU 35.7
 FT Pct.: IUPUI 82.6, SLU 68.2
 Technicals: none Attendance: 5,558
 Officials: Jackie Sanders (R), Mark Schnur, Eric Anderson

Game #7 - IUPUI 103, IU-East 80

November 29, 2010 • The Jungle • Indianapolis

IU-East (9-3)	FG	3FT	FT	O-D-R	F	PTS	A	T	B	S	MIN	
Justin Gill	f	1-3	1-2	0-2	1-0-1	2	3	0	2	0	16	
Brent Burris	g	3-9	2-4	0-0	2-2-4	4	8	4	2	0	29	
Matt Trimmell	g	6-14	4-7	4-4	2-0-2	3	20	2	3	2	0	
Tyler Rigby	g	11-14	2-5	1-3	2-4-6	3	25	4	0	0	35	
David Sanders	g	3-7	1-4	0-0	0-0-0	5	7	5	2	0	37	
Terry Weathers	g	3-8	0-2	0-1	2-1-3	0	6	0	0	0	8	
Ian Enriquez	g	0-0	0-0	0-0	0-0-0	1	0	0	0	0	3	
Cody Banet	g	3-8	1-4	0-0	2-0-2	2	7	1	1	0	12	
Devon Niehoff	g	2-5	0-0	0-0	2-0-2	3	4	1	2	1	20	
Josh Cook	g	0-0	0-0	0-0	0-1-1	1	0	0	0	0	5	
Sean Stevens	g	0-0	0-0	0-0	0-0-0	0	0	0	0	0	2	
TEAM					2-1-3							
Totals		32-68	11-28	5-10	15-9-24	24	80	17	12	3	6	200

IUPUI (3-4)	FG	3PT	FT	O-D-R	F	PTS	A	T	B	S	MIN	
Alex Young	f	10-16	1-1	3-5	5-3-8	2	24	1	3	1	0	
Mitchell Patton	c	1-1	0-0	0-0	0-0-0	1	2	0	1	1	0	
Leroy Nobles	g	10-15	4-7	7-9	1-3-4	1	31	3	3	0	36	
Stephen Thomas	g	1-2	0-0	4-4	0-2-2	0	6	5	1	0	32	
John Ashworth	g	3-3	2-2	2-2	1-2-3	2	10	4	2	1	29	
Sean Esposito	g	0-0	0-0	0-0	0-0-0	0	0	0	0	0	1	
Nick Kitcoff	g	0-0	0-0	0-0	0-0-0	0	0	1	0	2	0	
Donovan Gibbs	g	0-0	0-0	0-1	0-0-0	1	12	1	1	0	23	
Nick DeSchepper	g	1-2	0-1	2-2	0-1-1	3	4	3	4	1	16	
Christian Siakam	g	5-8	0-0	4-6	1-7-8	2	14	0	0	3	20	
TEAM					2-2-4							
Totals		37-54	7-11	22-29	12-24-36	12	103	18	15	9	4	200

By Periods 1st 2nd F
 IU-East 40 40 80
 IUPUI 54 49 103
 FG Pct.: IUE 47.1, IUPUI 68.5; 3PT Pct.: IUE 39.3, IUPUI 63.6
 FT Pct.: IUE 50.0, IUPUI 75.9
 Technicals: none Attendance: 1,079
 Officials: Bill Ek (R), Tim Stewart, Toby Martinez

Game #8 - IUPUI 77, Centenary 69

December 2, 2010 • The Jungle • Indianapolis

Centenary (0-8, 0-1)	FG	3FT	FT	O-D-R	F	PTS	A	T	B	S	MIN	
Jeron Trotman	f	5-13	0-0	2-2	5-4-9	3	12	0	2	2	0	
Maxx Nakwaasah	f	6-12	2-6	5-8	2-2-4	1	19	2	2	0	35	
Andrew Rebol	c	0-3	0-0	0-0	1-2-3	2	0	1	2	1	0	
Jonathan Blount	g	1-2	0-0	0-0	0-2-2	0	2	0	0	0	8	
Roman Tubner	g	3-5	2-2	2-6	0-2-2	4	10	4	1	0	35	
Leo Davis	g	5-8	3-4	0-0	1-1-1	3	13	4	1	0	32	
Aaron Harwell	g	0-0	0-0	0-0	0-1-1	0	0	0	1	0	3	
Logan Lowery	g	4-8	1-2	0-1	2-1-3	4	9	2	1	1	20	
Travis Sims	g	0-2	0-1	0-1	1-1-2	1	0	2	0	2	15	
Quin Cooper	g	2-4	0-1	0-0	0-2-2	0	4	0	1	0	10	
Baba Diallo	g	0-0	0-0	0-0	0-0-0	0	0	0	0	0	5	
TEAM					2-3-5							
Totals		26-57	8-16	9-17	13-21-34	18	69	17	12	4	6	200

IUPUI (4-4, 1-0)	FG	3PT	FT	O-D-R	F	PTS	A	T	B	S	MIN	
Alex Young	f	8-15	3-4	3-3	5-3-8	1	22	4	2	1	37	
Mitchell Patton	c	6-9	0-0	1-1	0-1-1	1	13	0	3	3	0	
Leroy Nobles	g	5-15	3-9	7-8	2-3-5	3	20	4	1	0	35	
Stephen Thomas	g	3-5	0-2	1-2	0-2-2	2	7	3	1	0	30	
John Ashworth	g	0-2	0-2	0-0	0-4-4	1	0	2	0	0	27	
Sean Esposito	g	0-1	0-1	0-0	0-0-0	0	0	0	0	0	5	
Nick Kitcoff	g	0-0	0-0	0-0	0-0-0	0	0	0	0	0	1	
Donovan Gibbs	g	1-1	0-0	0-0	0-1-1	2	2	0	0	0	10	
Anthony Williams	g	1-4	0-0	0-0	0-4-4	3	2	0	0	0	8	
Nick DeSchepper	g	1-4	1-3	5-6	1-1-2	1	8	4	1	1	20	
Christian Siakam	g	1-2	0-0	1-2	1-2-3	2	3	1	2	2	0	
TEAM					4-0-4							
Totals		26-58	7-21	18-22	13-21-34	14	77	18	10	7	5	200

By Periods 1st 2nd F
 Centenary 28 41 69
 IUPUI 41 36 77
 FG Pct.: CC 45.6, IUPUI 44.8; 3PT Pct.: CC 50.0, IUPUI 33.3
 FT Pct.: CC 52.9, IUPUI 81.8
 Technicals: none Attendance: 1,025
 Officials: Mike Sanzere (R), Hal Lusk, Todd Von Sossan

Game #9 - Oral Roberts 63, IUPUI 61

December 4, 2010 • The Jungle • Indianapolis

Oral Roberts (4-4, 2-0)	FG	3FT	FT	O-D-R	F	PTS	A	T	B	S	MIN
Steven Roundtree	f	5-7	0-0	3-5	3-5-8	1	13	2	1	0	34
Dominique Morrison	f	4-9	1-4	2-2	0-2-2	3	11	1	2	1	0
Damen Bell-Holter	c	5-9	0-0	3-4	1-6-7	3	13	4	3	2	0
Roderick Pearson	g	2-3	1-2	1-1	1-1-2	3	6	2	2	0	37
Hunter McClintock	g	1-5	1-5	0-0	0-0-0	2	3	1	5	0	0
Ken Holdman	g	1-2	0-0	2-2	0-2-2	3	4				

Game #17 - Oakland 85, IUPUI 71

January 6, 2011 · Athletics Center O'rena · Rochester, Mich.

IUPUI (8-9, 2-2)	FG	3FT	FT	O-D-R	F	PTS	A	T	B	S	MIN
Alex Young	f	6-15	1-2	5-7	3-5-8	3	18	0	2	0	39
Mitchell Patton	c	1-3	1-3	0-0	1-1-2	2	3	0	1	1	9
Leroy Nobles	g	6-14	2-6	4-4	1-3-4	3	18	3	0	0	36
Stephen Thomas	g	6-14	1-4	1-2	1-4-5	2	14	3	0	0	39
John Ashworth	g	3-8	2-6	0-0	0-3-3	1	8	3	0	0	38
P.J. Hubert	g	0-0	0-0	0-0	0-0-0	1	0	0	0	0	4
Donovan Gibbs	g	2-4	0-0	0-0	2-1-3	2	4	0	1	0	13
Anthony Williams	g	0-0	0-0	0-0	0-0-0	1	0	0	0	0	6
Christian Siakam	g	2-4	0-0	2-2	3-1-4	4	6	0	0	0	16
TEAM					1-1-2						
Totals		26-62	7-21	12-15	12-19-31	19	71	9	4	1	5 200

Oakland (10-8, 5-0)

	FG	3PT	FT	O-D-R	F	PTS	A	T	B	S	MIN
Will Hudson	f	2-4	0-0	4-5	3-4-7	3	8	1	2	1	36
Drew Valentine	f	4-8	2-4	0-2	2-7-9	2	10	3	1	0	36
Keith Benson	c	3-7	1-1	2-4	1-4-5	4	9	1	1	5	23
Travis Bader	g	6-11	5-8	1-2	0-6-6	3	18	4	0	0	37
Reggie Hamilton	g	10-12	7-8	1-1	0-2-2	0	28	7	5	0	35
Ledrick Eackles	g	2-5	0-0	0-1	0-1-1	1	4	1	0	0	7
Ryan Bass	g	0-2	0-1	2-2	1-0-1	1	2	1	0	0	9
Ilija Mutinovic	g	2-7	0-1	2-2	3-1-4	3	6	0	1	2	17
TEAM					3-1-4						
Totals		29-56	15-23	12-19	13-26-39	17	85	18	10	8	0 200

By Periods 1st 2nd F
 IUPUI 31 40 71
 Oakland 50 35 85
 FG Pct.: IUPUI 41.9, OU 51.8; 3PT Pct.: IUPUI 33.3, OU 65.2
 FT Pct.: IUPUI 80.0, OU 63.2
 Technicals: none Attendance: 2,615
 Officials: Bo Boroski (R), Terry Wymer, Terry Oglesby

Game #18 - IUPUI 78, IPFW 74

January 8, 2011 · Memorial Coliseum · Fort Wayne, Ind.

IUPUI (9-9, 3-2)	FG	3FT	FT	O-D-R	F	PTS	A	T	B	S	MIN
Alex Young	f	8-18	2-7	6-9	2-4-6	5	24	2	4	0	30
Christian Siakam	f	9-13	0-0	2-3	7-4-11	3	20	1	0	1	34
Leroy Nobles	g	6-14	3-6	3-3	0-3-3	1	18	1	1	0	40
Stephen Thomas	g	2-8	0-1	5-7	2-3-5	0	9	1	0	0	37
John Ashworth	g	0-2	0-1	0-0	2-2-4	1	0	3	5	0	1 39
Sean Esposito	g	1-1	1-1	0-0	0-0-0	1	3	0	0	0	2
Donovan Gibbs	g	2-3	0-0	0-0	1-1-2	0	4	1	0	0	13
Anthony Williams	g	0-1	0-0	0-0	0-0-0	2	0	0	0	0	4
Nick DeSchepper	g	0-0	0-0	0-0	0-0-0	0	0	0	0	0	1
TEAM					1-1-2						
Totals		28-60	6-16	16-22	16-19-35	13	78	9	10	3	6 200

IPFW (10-5, 5-1)

	FG	3PT	FT	O-D-R	F	PTS	A	T	B	S	MIN
Frank Gaines	f	3-9	0-2	0-0	1-5-6	2	6	1	0	0	21
John Peckinpaugh	f	1-5	0-1	0-0	1-2-3	2	2	1	2	0	22
Trey McCorkle	c	5-8	0-0	1-2	4-5-9	1	11	2	2	0	29
Zach Plackemeier	g	3-7	2-5	0-0	1-1-2	3	8	6	2	1	33
Ben Botts	g	6-9	4-5	2-2	1-3-4	3	18	4	2	0	1 38
Jason Smeathers	g	0-0	0-0	0-0	0-0-0	0	0	0	0	0	3
Jeremy Mixon	g	7-13	2-5	3-3	0-2-2	2	19	1	1	0	22
Oleg Kovolov	g	1-2	1-2	0-0	0-0-0	2	3	0	1	0	11
Antwan Boyd	g	3-3	0-0	1-2	0-2-2	2	7	2	1	0	21
TEAM					0-1-1						
Totals		29-56	9-20	7-9	8-21-29	17	74	17	11	3	3 200

By Periods 1st 2nd F
 IUPUI 38 40 78
 IPFW 47 27 74
 FG Pct.: IUPUI 46.7, IPFW 51.8; 3PT Pct.: IUPUI 37.5, IPFW 45.0
 FT Pct.: IUPUI 72.7, IPFW 77.8
 Technicals: none Attendance: 1,972
 Officials: Lamont Simpson (R), Jerry Sauder, Jim Schipper

Game #19 - IUPUI 67, North Dakota State 64

January 13, 2011 · The Jungle · Indianapolis

N. Dakota State (9-7, 3-3)	FG	3FT	FT	O-D-R	F	PTS	A	T	B	S	MIN
Michael Tveidt	f	2-11	1-3	0-0	0-2-2	3	5	3	2	2	33
Marshall Bjorklund	f	3-4	0-0	4-4	2-4-6	2	10	0	1	1	32
Freddy Coleman	g	3-9	1-4	0-0	2-2-4	0	7	2	1	0	31
Drew Lundberg	g	4-7	3-3	2-2	0-2-2	2	13	0	2	0	26
Taylor Braun	g	4-4	0-0	4-4	2-3-5	5	12	1	4	0	22
Mike Felt	g	2-6	1-4	0-0	0-0-0	0	5	2	1	0	16
Nate Zastrow	g	0-1	0-1	0-0	0-1-1	0	0	1	1	0	7
Eric Carlson	g	3-5	0-0	0-4	1-2-3	0	6	2	0	0	21
TrayVonn Wright	g	1-2	0-0	0-0	1-0-1	2	2	0	0	0	6
Andy Nagel	g	2-2	0-0	0-0	1-1-2	0	4	0	0	0	6
TEAM					2-2-4						
Totals		24-51	6-15	10-14	11-19-30	14	64	11	12	3	4 200

IUPUI (10-9, 4-2)

	FG	3PT	FT	O-D-R	F	PTS	A	T	B	S	MIN
Alex Young	f	7-14	0-1	5-6	2-5-7	3	19	2	3	0	35
Christian Siakam	f	3-6	0-0	0-0	5-2-7	4	6	0	1	0	25
Leroy Nobles	g	8-17	2-4	4-4	4-1-5	1	22	1	2	1	36
Stephen Thomas	g	7-11	0-1	1-1	0-3-3	0	15	1	1	0	35
John Ashworth	g	1-6	0-2	0-0	1-2-3	2	2	4	0	0	4 34
Sean Esposito	g	0-0	0-0	0-0	0-0-0	0	0	0	0	0	4
P.J. Hubert	g	1-1	1-1	0-0	0-1-1	0	3	0	1	0	7
Donovan Gibbs	g	0-1	0-1	0-0	0-1-1	0	0	1	0	0	8
Anthony Williams	g	0-0	0-0	0-0	0-2-2	1	0	0	0	0	13
Mitchell Patton	g	0-1	0-0	0-0	0-0-0	0	0	0	0	0	3
TEAM					0-1-1						
Totals		27-57	3-10	10-11	12-18-30	11	67	9	8	1	9 200

By Periods 1st 2nd F
 N. Dakota St. 24 40 64
 IUPUI 26 41 67
 FG Pct.: NDSU 47.1, IUPUI 47.4; 3PT Pct.: NDSU 40.0, IUPUI 30.0
 FT Pct.: NDSU 71.4, IUPUI 90.9
 Technicals: none Attendance: 1,048
 Officials: Glenn Mayborg (R), Dan Dorian, Dan Nowakowski

Game #20 - IUPUI 81, South Dakota State 76

January 15, 2011 · The Jungle · Indianapolis

S. Dakota State (12-6, 4-3)	FG	3FT	FT	O-D-R	F	PTS	A	T	B	S	MIN
Griffan Callahan	f	3-5	2-4	0-0	0-2-2	5	8	2	2	1	30
Jordan Dykstra	f	2-8	0-1	6-6	4-5-9	2	10	1	1	1	27
Nate Wolters	g	9-15	3-5	3-3	1-3-4	2	24	5	3	0	35
Dale Moss	g	1-3	1-2	0-0	1-1-2	3	3	2	2	1	17
Clint Sargent	g	6-14	5-12	0-0	0-0-0	0	17	1	2	0	37
Brayden Carlson	g	3-3	0-0	0-1	1-2-3	1	6	0	0	0	14
Chad White	g	1-4	0-2	2-2	1-1-2	3	4	3	1	0	27
Tony Fiegen	g	2-4	0-0	0-0	2-1-3	1	4	1	1	0	13
TEAM					4-0-4						
Totals		27-56	11-26	11-12	14-15-29	17	76	15	12	3	3 200

IUPUI (11-9, 5-2)

	FG	3PT	FT	O-D-R	F	PTS	A	T	B	S	MIN
Alex Young	f	10-17	0-3	7-10	3-4-7	2	27	3	1	0	39
Christian Siakam	f	6-8	0-0	0-0	5-1-6	4	12	0	2	1	25
Leroy Nobles	g	9-16	2-4	1-3	1-2-3	0	21	2	2	0	39
Stephen Thomas	g	4-7	1-2	0-0	1-5-6	4	9	3	0	0	34
John Ashworth	g	3-5	2-3	0-0	0-2-2	1	8	7	1	0	38
P.J. Hubert	g	0-1	0-1	0-0	0-0-0	0	0	0	1	0	7
Donovan Gibbs	g	1-1	0-0	0-0	0-0-0	2	0	0	0	0	6
Anthony Williams	g	1-2	0-0	0-0	0-0-0	3	2	0	1	0	10
Mitchell Patton	g	0-0	0-0	0-0	0-0-0	0	0	0	1	0	2
TEAM					1-2-3						
Totals		34-57	5-13	8-13	11-16-27	14	81	15	7	3	5 200

By Periods 1st 2nd F
 S. Dakota St. 34 42 76
 IUPUI 25 56 81
 FG Pct.: SDSU 48.2, IUPUI 59.6; 3PT Pct.: SDSU 42.3, IUPUI 38.5
 FT Pct.: SDSU 91.7, IUPUI 61.5
 Technicals: none Attendance: 1,105
 Officials: Jeff Campbell (R), Mike Foote, Bret Wegenke

Game #21 - UMKC 85, IUPUI 77 (2ot)

January 20, 2011 · Swinney Recreation Center · Kansas City, Mo.

IUPUI (11-10, 5-3)	FG	3FT	FT	O-D-R	F	PTS	A	T	B	S	MIN
Alex Young	f	10-24	3-10	9-10	3-7-10	3	32	2	4	0	45
Christian Siakam	f	4-4	0-0	0-0	5-7-12	5	8	1	4	0	35
Leroy Nobles	g	6-15	1-6	6-8	2-1-3	3	19	0	1	0	48
Stephen Thomas	g	0-5	0-1	7-7	1-6-7	4	7	5	2	0	48
John Ashworth	g	1-4	1-3	0-0	2-4-6	1	3	3	2	0	40
Sean Esposito	g	3-4	2-3	0-0	0-0-0	2	8	0	0	0	13
P.J. Hubert	g	0-1	0-1	0-0	0-0-0	0	0	0	0	0	2

Game #23 - IUPUI 56, Western Illinois 45

January 29, 2011 • Western Hall • Macomb, Ill.

IUPUI (13-10, 7-3)	FG	3FT	FT	O-D-R	F	PTS	A	T	B	S	MIN
Alex Young	f	3-6	0-1	4-6	2-11-13	1	10	2	4	0	36
Christian Siakam	f	7-13	0-0	4-5	2-4-6	3	18	0	1	0	30
Leroy Nobles	g	7-11	1-4	2-3	0-1-1	0	17	2	2	0	33
Stephen Thomas	g	2-5	1-2	1-2	0-3-3	1	6	2	1	0	35
Sean Esposito	g	1-8	0-6	0-0	1-4-5	2	2	3	2	0	26
David Mazanowski		0-0	0-0	0-0	0-0-0	0	0	0	0	0	1
Nick Kitcoff		0-0	0-0	0-0	0-0-0	0	0	0	0	0	1
Donovan Gibbs		1-2	0-1	0-0	0-2-2	0	2	0	0	0	6
Anthony Williams		0-1	0-0	1-2	0-2-2	3	1	0	0	0	8
John Ashworth		0-2	0-1	0-0	1-1-2	0	0	1	1	0	20
Nick DeSchepper		0-0	0-0	0-1	0-0-0	0	0	0	0	0	3
Mitchell Patton		0-0	0-0	0-0	0-0-0	0	0	0	0	0	1
TEAM				2-2-4							
Totals		21-48	2-15	12-19	8-30-38	10	56	10	11	0	200

Western Illinois (7-14, 2-8)

Western Illinois (7-14, 2-8)	FG	3PT	FT	O-D-R	F	PTS	A	T	B	S	MIN
Kaimarr Price	f	4-10	0-0	3-4	1-6-7	1	11	2	1	0	26
Jack Houpt	f	2-10	1-7	0-0	0-6-6	2	5	0	1	0	31
Brandon Smith	g	0-3	0-3	0-0	0-2-2	1	0	0	0	0	23
Matt Lander	g	6-12	0-3	3-3	0-4-4	1	15	2	5	0	38
Jelani Johnson	g	6-9	1-3	0-0	0-3-3	2	13	2	0	0	36
Arsenio Mims		0-0	0-0	0-0	0-0-0	1	0	0	0	0	2
Emeka Okafor Jr.		0-0	0-0	0-0	0-1-1	4	0	1	1	0	16
Abdou Niang		0-2	0-2	0-0	0-1-1	2	0	0	1	0	10
Mael Amenyedzi		0-3	0-2	1-2	0-0-0	2	1	2	0	0	18
TEAM				1-3-4							
Totals		18-49	2-20	7-9	2-26-28	16	45	9	9	0	200

By Periods

	1st	2nd	F
IUPUI	30	26	56
W. Illinois	22	23	45

FG Pct.: IUPUI 43.8, WIU 36.7; 3PT Pct.: IUPUI 13.3, WIU 10.0

FT Pct.: IUPUI 63.2, WIU 77.8

Technical: none

Attendance: 874

Officials: John Yorkovich (R), Dan Nowakowski, Jim Schipper

Game #24 - IUPUI 86, IPFW 77

February 3, 2011 • Conesco Fieldhouse • Indianapolis

IPFW (14-8, 8-4)	FG	3FT	FT	O-D-R	F	PTS	A	T	B	S	MIN
Trey McCorkle	f	2-4	0-0	0-0	1-2-3	0	4	1	2	0	23
Frank Gaines	g	7-15	2-4	6-9	2-3-5	3	22	0	0	0	34
Zach Plackemeier	g	6-12	4-8	0-0	1-2-3	4	16	1	1	0	40
Ben Botts	g	3-9	2-5	0-0	0-1-1	1	8	3	0	1	37
Antwaun Boyd	g	2-6	0-2	0-0	1-1-2	5	4	5	1	0	20
John Peckinpaugh		4-6	0-0	0-0	3-3-6	2	8	2	0	0	21
Michael Kibloski		1-1	1-1	0-0	0-0-0	3	3	0	0	0	5
Jeremy Mixon		5-8	1-2	1-1	1-1-2	0	12	1	2	0	20
TEAM				0-2-2							
Totals		30-61	10-22	7-10	9-15-24	18	77	13	7	1	200

IUPUI (14-10, 8-3)

IUPUI (14-10, 8-3)	FG	3PT	FT	O-D-R	F	PTS	A	T	B	S	MIN
Alex Young	f	8-12	1-1	6-6	1-4-5	4	23	4	5	1	35
Christian Siakam	f	5-6	0-0	0-0	3-2-5	5	10	2	1	3	29
Leroy Nobles	g	4-13	0-5	6-7	0-3-3	2	14	0	0	0	35
Stephen Thomas	g	6-8	2-2	5-6	0-6-6	0	19	2	4	1	35
Sean Esposito	g	6-9	6-9	0-0	1-3-4	1	18	2	0	0	32
Donovan Gibbs		0-0	0-0	0-0	0-1-1	0	0	0	0	0	6
Anthony Williams		0-0	0-0	0-0	1-0-1	0	0	1	0	1	7
John Ashworth		0-3	0-1	2-2	0-3-3	0	2	3	1	0	21
TEAM				2-2-4							
Totals		29-51	9-18	19-21	8-24-32	12	86	14	11	6	200

By Periods

	1st	2nd	F
IPFW	34	43	77
IUPUI	38	48	86

FG Pct.: IPFW 49.2, IUPUI 56.9; 3PT Pct.: IPFW 45.5, IUPUI 50.0

FT Pct.: IPFW 70.0, IUPUI 90.5

Technical: Gaines (IPFW)

Attendance: 1,629

Officials: Terry Wymer (R), Mike Sanzere, Glenn Mayborg