MBB Contact: Ed Holdaway
eholdawa@IUPUI.edu
(O): 317-274-2725
(C): 317-908-2645

Twitter: @EdHoldaway
1000 Waterway Blvd.
Indianapolis, IN 46202
(F) 317-274-0609

2011-12 MEN'S BASKETBALL GAME NOTES

2011-12 SCHEDULE ▸ 14-17; 7-11 SUMMIT

NOVEMBER (2-5, 0-0)
1 .....IU East (exh.).....W, 87-77
7 .....Marian (exh.) .....W, 85-50
11.....Anderson .....W, 101-68
15 ..... ^at Arkansas-Little Rock..... L, 70-75
18 ..... ^at Milwaukee..... L, 49-62
20.....^Eastern Michigan .....L, 64-66
23 ..... at Ball State ..... L, 62-69
26.....^Texas Southern .....W, 74-55
28 ..... at Georgetown..... L, 58-81
DECEMBER (5-3, 1-2)
1 .....*South Dakota State.....L, 93-97 (ot)
3 .....*North Dakota State .....L, 79-84
7 ..... at No. 5/4 Louisville ..... L, 60-90
10.....Western Kentucky .....W, 84-76
16.....St. Joseph's (Ind.).....W, 75-55
19.....Ball State (BLF).....W, 66-57
23.....Valparaiso (BLF) .....W, 97-88
30.....*Western Illinois .....W, 75-68
JANUARY (1-7, 1-7)
3 .....*UMKC .....W, 83-74 (ot)
5 ..... *at IPFW ..... L, 67-72
7 ..... *at Oakland ..... L, 81-93
12.....*Southern Utah .....L, 64-72
14.....*Oral Roberts .....L, 71-81
19 ..... *at South Dakota..... L, 78-88
21 ..... *at UMKC..... L, 62-64
28 ..... *at Western Illinois ..... L, 55-57
FEBRUARY (6-2, 5-2)
1 .....*Oakland .....W, 79-75
4 .....*IPFW .....W, 66-63
9 ..... *at Oral Roberts.....L, 74-76 (ot)
11 ..... *at Southern Utah .....W, 66-53
15.....*South Dakota .....W, 88-70
18 ..... +at Nicholls State.....W, 84-80
23 ..... *at North Dakota State .....W, 74-68
25 ..... *at South Dakota State ..... L, 64-75
MARCH
2012 Summit League Championships
3 ..... vs. South Dakota State..... 9:30 p.m.
5 ..... vs. Oakland/NDSU..... 9:30 p.m.
6 ..... Summit League Finals .....Sioux Falls, S.D

All times are Eastern time zone; Home games are in **BOLD**
^ Auto-Owners Insurance Spartan Invitational (campus sites); *Summit League games
+Sears BracketBuster; BLF denotes games at Bankers Life Fieldhouse
All games broadcast on 1260 WNDE / WNDE.com/iHeart Radio app

GAME 32: IUPUI vs. SOUTH DAKOTA STATE

Mar. 3 (9:30 EST) ▸ Sioux Falls Arena (6,300) ▸ Sioux Falls, S.D. ▸ www.IUPUIJags.com

IUPUI JAGUARS

Record: .....14-17; 7-10 Summit League
Last Game: .....L, 64-75
Feb. 25 at South Dakota State (Brookings, ND)
Head Coach: .....Todd Howard (Louisville, '93)
Record at IUPUI: 14-17 (1)
Career Record: .....Same

Statistical Leaders

Points: ..... Alex Young, Sr., F
20.7 ppg
Rebounds: ..... Alex Young, Sr., F
5.9 rpg
Assists: ..... Stephen Thomas, Sr., G
3.6 apg

SOUTH DAKOTA STATE JACKRABBITS

Record: .....24-7; 15-3 Summit League
Last Game: .....W, 75-64
Feb. 25 vs. IUPUI (Brookings, SD)
Head Coach: .....Scott Nagy (Delta State, '88)
Record at SDSU: 313-197 (17)
Career Record: ..... same

Statistical Leaders

Points: .....Nate Wolters, Jr., G
21.2 ppg
Rebounds:.....Jordan Dykstra, So., F
5.1 rpg
Assists: .....Nate Wolters, Jr., G
5.9 apg

GAMEDAY INFORMATION

Series:..... IUPUI leads, 6-4

Streak:..... SDSU, W3

Last Meeting:..... L, 64-75
.....Feb. 28, 2012 (Frost Arena; Brookings, S.D.)
Audio:.....WNDE.com
Scott McCauley (pxp)
Webcast: ..... www.GoJacks.com (Subscription)

TV: .....Fox College Sports/Midco Sports/HTSN

Live Stats: .....www.GoJacks.com

The Game: IUPUI will take on South Dakota St. for the third time this season, meeting in the quarterfinals round of The Summit League Tournament at 9:30 p.m. Eastern inside Sioux Falls Arena on Saturday (Mar. 3) night.

The Series: IUPUI leads the all-time series between the two schools, 6-4 overall. SDSU has won the last three meetings including Saturday's 75-64 win on Feb. 25.

KEY NUMBERS

11-1 IUPUI's all-time record in the quarterfinals round of The Summit League Tournament

2,276 Career points scored by IUPUI senior Alex Young, tops among NCAA Division I active players (6th in Summit League history)

3 Straight years that Alex Young has been named First Team All-Summit League; first in school history to do so

110 Number of times Alex Young has scored in double-figures in his career, also tops in the nation

IUPUI PROBABLES

PPG: 6.4
RPG: 4.4
APG: 0.9
FG%: .538
3FG%: .000
FT%: .667

#1 - LYONELL GAINES
6-6 / 217 ▸ Fr. ▸ F ▸ Louisville, Ky.
Eastern High School
Click for: Bio I Highlights

PPG: 11.3
RPG: 3.0
APG: 3.6
FG%: .391
3FG%: .349
FT%: .856

#2 - STEPHEN THOMAS
6-1 / 172 ▸ Sr. ▸ G ▸ Indianapolis, Ind.
Cathedral High School / Univ. of Dayton
Click for: Bio I Highlights

PPG: 10.4
RPG: 3.4
APG: 1.6
FG%: .452
3FG%: .430
FT%: .779

#4 - IAN CHILES
6-1 / 188 ▸ So. ▸ G ▸ Louisville, Ky.
Ballard HS / Wabash Valley JC
Click for: Bio I Highlights

PPG: 20.7
RPG: 5.9
APG: 2.0
FG%: .430
3FG%: .343
FT%: .814

#5 - ALEX YOUNG
6-6 / 212 ▸ Sr. ▸ F ▸ Indianapolis, Ind.
Northwest High School
Click for: Bio I Highlights

PPG: 9.0
RPG: 5.8
APG: 0.9
FG%: .553
3FG%: .667
FT%: .783

#55 - CHRISTIAN SIAKAM
6-7 / 245 ▸ Sr. ▸ F ▸ Cincinnati, Ohio
Harmony Community School
Click for: Bio I Highlights

ALEX AND IAN HONORED





IUPUI senior forward **Alex Young** has been named First Team All-Summit League while sophomore teammate **Ian Chiles** was voted to the league's All-Newcomer Team, as announced inside Sioux Falls Arena on Thursday afternoon. Oral Roberts' senior swingman Dominique Morrison was chosen the league's Player of the Year while ORU head coach Scott Sutton was picked Coach of the Year.

WIU senior guard Ceola Clark III was voted Defensive Player of the Year and North Dakota State freshman guard Lawrence Alexander was pegged Newcomer of the Year. ORU sophomore forward Steven Roundtree rounded out the major award winners by being voted Sixth Man of the Year.

For Young, it continued to add to his impressive collegiate resume as he was voted First Team All-Summit for the third straight year. He becomes the first-ever IUPUI player to earn three first team awards as he and current NBAer George Hill are the only two in school history to have been voted twice.

The 6-foot-6 lefty closed the regular season ranked 11th in the nation in scoring average at 20.7 points per game, while also leading the Jaguars in rebounding (5.9 rpg), steals (49), blocked shots (31), threes made (58) and free throws made (153). He scored a career-high 43 points in the Jaguars' Dec. 1 win over Western Kentucky, setting a new IUPUI Division I record in the process.

A native of Indianapolis, Young has served as the nation's active career scoring leader throughout the 2011-12 campaign and enters the postseason with 2,276 career points. He also continues to lead the country in double-digit scoring games, having reached the mark 110 times in 130 career games. He currently ranks fifth in Summit League history and third on IUPUI's all-time scoring list, while also ranking among IUPU's top 10 all-time in rebounding, steals, field goals made, free throws made and threes made. In the regular season finale, he became just the fourth player in school history to connect on at least 200 career treys.

Young was joined on the first team by Taylor Braun (NDSU), Frank Gaines (IPFW), Reggie Hamilton (Oakland), Morrison and Nate Wolters (South Dakota State).

Chiles, a 6-foot-1 guard from Louisville, Ky., moved into IUPUI's starting lineup early during the 2011-12 season and made an immediate impact. Chiles finished the regular season ranked third on the team in scoring (10.4 ppg) while leading the squad in three-point percentage at 43.0 percent (34-of-79). The sophomore scored in double-figures 17 times including a career-high 19-point effort in IUPUI's Dec. 23 win over Valparaiso at Bankers Life Fieldhouse. Chiles was one of just four newcomers in The Summit League to average double-digits in league play, upping his scoring output to better than 11 points per game in conference.

Chiles also ranked second on the squad in steals (35) and blocked shots (19) and was third on the squad in threes made (34) and assists (50). He becomes IUPUI's 12th player to earn All-Newcomer honors, six of which have been junior college transfers. Chiles was joined on the All-Newcomer Team by Alexander, Obi Emegano and Terell Parks (Western Illinois) and Corey Petros (Oakland).

IUPUI'S FIRST TEAM ALL-SUMMIT LEAGUERS

2011-12:	*Alex Young*
2010-11:	Leroy Nobles, *Alex Young*
2009-10:	Robert Glenn, *Alex Young*
2007-08:	George Hill
2005-06:	Brandon Cole, George Hill
2003-04:	Odell Bradley
2002-03:	Josh Murray
2000-01:	Don Carlisle

IUPUI'S ALL-NEWCOMER TEAM SELECTIONS

2011-12:	*Ian Chiles*
2010-11:	Stephen Thomas
2008-09:	Robert Glenn (Newcomer of the Year)
2006-07:	Austin Montgomery (Newcomer of the Year), Gary Patterson
2004-05:	George Hill
2003-04:	Akeem Clark
2002-03:	Odell Bradley, Josh Murray
2001-02:	Antoine Lewis
2000-01:	Sylvester Allen
1998-99:	Don Carlisle

ALEX ON TOP

Did you know that senior Alex Young is tops in the country in active career scoring by more than 150 points? Coming into the year, Young had amassed 1,633 points (tops in the country) and has remained the leader throughout the season. *(list courtesy of STATS, Inc.-Chicago as of 3/2)*

Name, School	Started	Yr.	Current
1. Alex Young, IUPUI	1,633		2,276
2. Nick Barbour, High Point	1,488		2,121
3. Orlando Johnson, UCSB	1,597		2,117
4. Dominique Morrison, Oral Roberts	1,406		2,034
5. Reggie Hamilton, Oakland	1,243		2,033
6. Andrew Nicholson, St. Bonaventure	1,512		1,994
7. Kevin Murphy, Tennessee Tech	1,338		1,981
8. C.J. McCollum, Lehigh	1,308		1,974
9. John Shurna, Northwestern	1,377		1,961
10. Ken Horton, C. Connecticut St.	1,435		1,941

SCORING STREAKS

Coming into tonight's game, senior **Alex Young** has scored in double-digits 21 straight times dating back to the Dec. 7 game at Louisville.

LAST 7

The past seven games, **Alex Young** is averaging 22.1 points per game and shooting 50.9 (54-of-106) percent from the floor. The 6-foot-6 lefty is hitting 50 percent (16-of-32) from three, including having hit at least two treys in five of those seven outings.

200 TREYS

Senior **Alex Young** became just the fourth in school history to hit 200 career threes last Saturday night at SDSU. **Brandon Cole** tops the list with 238 made threes, followed by **Rodney Thomas** (215) and **Carlos Knox** (208).

11TH NATIONALLY

Senior **Alex Young** is currently 11th in the country in scoring average at 20.7 points per game. Overall, The Summit League boasts five of the nation's top 14 in scoring with that quintet consisting of Reggie Hamilton (OU), Nate Wolters (SDSU), Dominique Morrison (ORU), Frank Gaines (IPFW) and Young.

HIT THE ROAD, JAGS

Beginning on Jan. 19, IUPUI will finish the regular season with eight of their final 11 contests on the road including the Feb. 18 Sears Bracket Buster contest at Nicholls State. IUPUI's only remaining home is the Feb. 15 meeting with South Dakota on Senior Night.

ROAD STRONG

After starting the year 0-11 on the road, IUPUI had now ripped off three straight road wins (at Southern Utah, Nicholls State and North Dakota State) before last Saturday's loss at South Dakota State.

CLOSE CALLS

IUPUI has played 11 games decided by five points or less this season, going just 3-8 in those outcomes. However, if you flip just three of those games, the Jaguars are above .500 both overall and in Summit League play. Three Summit League contests immediately come to mind in regards to buzzer beater losses:

- SDSU 97, IUPUI 93 - ot (12/1/11); Jags led by 2 with :31 left in regulation, miss front-end of 1-and-1; lose in OT
- WIU 57, IUPUI 55 (1/28/12); WIU freshman Remy Roberts-Burnett his 1st career 3 as time expires
-ORU 76, IUPUI 74 (2/9/12); ORU senior Rod Pearson hits runner as time expires in OT to break 74 all tie.

To be fair, IUPUI also won a 66-63 contest over IPFW on Feb. 4 thanks to some Stephen Thomas heroics, capped by a three with 24 seconds to play to cap a 21-8 run to end the game.

STARTER STREAKS

Did you know, sophomore **Ian Chiles** has the team's longest streak of starts, having started 27 straight times. The trio of **Alex Young**, **Stephen Thomas** and **Lyonell Gaines** have started 20 straight dating back to the Louisville game. Head coach Todd Howard has used the same starting lineup 13 straight times since Siakam's reinsertion.

FRESH STARTS

Freshman **Lyonell Gaines'** 26 starts this year are the most by an IUPUI freshman during the program's Division I era. Both **Alex Young** and **George Hill** started 21 times in their rookie campaigns.

SHOCK-UM

Since returning to the starting lineup 13 games ago, senior big man **Christian Siakam** is averaging 11.2 points and 6.8 rebounds per game and shooting 62.6 percent (67-of-107) from the floor. In addition, the Cameroon-native has also done a good job of staying out of foul trouble, being whistled just 39 times in the past 13 games while averaging 30 minutes per.

SEAN'S FRESH

Junior sharpshooter **Sean Esposito** had a long hiatus between baskets recently, but came up huge in the Feb. 1 79-75 win over Oakland. After not hitting a field goal since the Dec. 7 loss at Oakland, Esposito matched his career-high with 18 points (5-9 FG, 4-7 3FG) in 25 minutes off the bench. During that 13 game gap between makes, Esposito had seven DNPs including missing three games to an injury suffered in practice.

1-0 IN BRACKETBUSTERS

IUPUI had a profitable first run in the Sears BracketBuster event, claiming an 84-80 win at Nicholls State last Saturday. NSU will return the game to Indy next year while the Jaguars will also host a game in mid-February.

6 UP, 6 DOWN

For the first time since 1996-97, IUPUI has had both a six-game winning streak and six-game losing streak in the same season. That was the same season in which IUPUI HOFer Carlos Knox suffered a season-ending injury in the first game and was later granted a hardship waiver.

AP Top 25 Poll

Week 17 - Feb. 27

Rank	Team (First-Place)	Points
1	Kentucky (63)	1,623
2	Syracuse (2)	1,562
3	Kansas	1,459
4	Duke	1,409
5	Michigan State	1,372
6	North Carolina	1,314
7	Missouri	1,253
8	Marquette	1,150
9	Baylor	1,055
10	Ohio State	1,036
11	***Georgetown***	***906***
12	Murray State	885
13	Michigan	766
14	Wisconsin	764
15	Wichita State	754
16	Florida	638
17	UNLV	531
18	Indiana	444
19	***Louisville***	***426***
20	Notre Dame	357
21	San Diego State	304
22	Florida State	252
23	Temple	158
24	Virginia	142
25	Creighton	140

Others receiving votes: Gonzaga 115, Iowa State 80, Saint Mary's 62, New Mexico 60, Drexel 41, Vanderbilt 23, Virginia Commonwealth 9, Long Beach State 8, Brigham Young 6, Harvard 5, Memphis 5, Purdue 3, California 3, Kansas State 2, Southern Miss 2, Alabama 1

~ Opponents in ***BOLD ITALIC*** denote 2011-12 IUPUI opponents.

2011-12 SUMMIT LEAGUE STANDINGS
(Through 2-25)

Team	Summit Record
*Oral Roberts	17-1
*South Dakota State	15-3
*Oakland	11-7
*Western Illinois	9-9
*Southern Utah	9-9
*North Dakota State	9-9
*IUPUI	7-11
%South Dakota	5-13
*IPFW	5-13
UMKC	4-14

**Clinched spot in the 2012 Summit League Tournament March 3-6 in Sioux Falls, S.D.*
% Not eligibile for post-season play

STREAK NO MO'
IUPUI seven-game losing streak was the program's longest since a nine-game losing skid from Jan. 6-Feb. 3, 2000. That team finished the year 7-21 overall and 4-12 in the Mid-Continent Conference.

FREE MONEY
IUPUI is currently 3rd nationally in free throw shooting, hitting 77.4 percent from the line as a team (Weber State leads the country at 81.0 percent). Senior **Stephen Thomas** climbed as high as No. 2 in the country in the category earlier this season.

NEW FREE THROW RECORDS
As a team and individually, IUPUI has set a slew of free throw shooting records this season and are currently on pace to challenge the school record for single-season free throw percentage (77.6 percent in 2007-08). Here are some of the other free throw records established this season:
- Senior guard **Stephen Thomas** hit 31 straight free throws from Dec. 10-30
- Thomas hit a perfect 14-of-14 against Valpo on Dec. 23, tying the IUPUI single-game mark
- Against Valpo (Dec. 23), IUPUI hit 41-of-48 (85.4 percent), setting a new school record for makes in a game (41) and posting the second-highest total of attempts (48) in the Division I era. The previous high water mark for free throws made was 35 at Lipscomb on Dec. 1, 2003, coming in a school record 51 attempts.
- As a team, IUPUI hit 19-of-19 at South Dakota on Jan. 19, bettering the previous single-game percentage mark of 95 percent (19-of-20) at Morehead State on Dec. 28, 2002

WEEKLY HONORS FOR ALEX
Senior **Alex Young** collected a pair of weekly honors on Dec. 26 after leading the Jaguars to back-to-back wins over Ball State and Valparaiso. The 6-foot-6 swingman was named The Summit League Player of the Week for the second time in three weeks and fourth time in his career and was later tabbed the Lou Henson Award Mid-Major Player of the Week by CollegeInsider.com. Young posted 24.5 points, 6.0 rebounds and 3.5 assists in the two wins, while also blocking four shots and collecting four steals. He led IUPUI in scoring in both games on the Indiana Pacers' home court.

ABOUT THE EARLIER HOMESTAND
IUPUI six-game homestand (Dec. 10-Jan. 3) earlier this season was the program's longest streak in the Division I era. It was IUPUI's longest stretch since hosting eight straight home games from Dec. 27, 1997-Jan. 19, 1998. That season, head coach Ron Hunter's squad went 8-0 on that homestand, winning by an average margin of 29.1 points per game, largely behind Hall of Famer Carlos Knox. Knox averaged 37.3 points per game during the eight-game stretch which included a school record 51-point outburst against Oklahoma Panhandle State (Jan. 5, 1998) and three other games of 40 points or better. The eighth and final game of the home stretch was an 82-58 win over West Virginia State at Market Square Arena as part of the IUPUI Diversity Classic.

43 FOR #5
Senior **Alex Young** was nothing short of brilliant in IUPUI's win over Western Kentucky (Dec. 10), tallying 43 points in the win. His 43 were the most by a Division I player this season (since surpassed) and the most by a Summit Leaguer since the 2008-09 season. It also eclipsed Odell Bradley's IUPUI Division I record of 41 points and were the most by an IUPUI player since the 1997-98 campaign. Overall it was the sixth-highest performance in school history. Lastly, it was the most by a WKU opponent since 1971 and eclipsed his previous career-high by 11 points.

SURE STARTER - TOP 10 CRASHER
Young's monster game against WKU came on the same night in which he made his 100th career start in an IUPUI uniform AND moved into the top 10 on IUPUI's career rebounding list, passing current Indiana Pacer George Hill as he upped his total to 555 caroms.

YOUNG TABBED SUMMIT LEAGUE PRESEASON POTY
IUPUI senior swingman **Alex Young** was voted The Summit League's Preseason Player of the Year by the league's coaches, media and sports information personnel. The 6-foot-6 lefty averaged a team-high 19.7 points and 6.4 rebounds per game as a junior, earning his second straight First Team All-Summit ballot. He was joined on the First Team by Michael Craion (Oral Roberts), Frank Gaines (IPFW), Reggie Hamilton (Oakland), Dominique Morrison (Oral Roberts) and Nate Wolters (South Dakota State). He became the second player in school history to earn the league's preseason player of the year honor, joining current NBAer George Hill, who was honored in 2007-08.

ANOTHER HONOR FOR ALEX
Young picked up another preseason honor just prior to the start of the year, being selected to the 2011-12 Lou Henson Preseason All-America Team by CollegeInsider.com, which recognized the top Mid-Major players in Division I basketball.

SLOW STARTS
IUPUI's 2-8 start was the program's slowest since the 1-8 start to the 1999-00 season - the Jaguars' second year at the Division I level. That year, the Jaguars opened up 2-17 en route to a 7-21 finish.

SIX IN DUBS
In the Dec. 1 97-93 loss to South Dakota State, IUPUI put six players in double-figures for the first time since Feb. 26, 2004 when Odell Bradley (18), Blair Crawford (15), Johnny Miller (13), Akeem Clark (12), Brandon Cole (12) and Matt Crenshaw (11) all hit for double-digits. That night, it was Alex Young (28), Ian Chiles (14), Donovan Gibbs (12), Christian Siakam (11), Stephen Thomas (11) and Greg Rice (11) all hit double-figures.

POWER CONFERENCE LOSSES
IUPUI finished the non-conference slate 0-2 against teams from the 'power conferences' this season with losses coming at Georgetown and Louisville.

ALEX'S STREAKS SNAPPED
Senior Alex Young had scored in double-figures 26 straight times until he was held to just five points (in 13 minutes) at Milwaukee on Nov. 18. Young was hit with four first half fouls and never got in a rhythm in the loss. The five points were his fewest since Feb. 21 of his freshman season. Young had another streak snapped on Dec. 7 at No. 5/4 Louisville when he wasn't in the starting lineup for the first time in 80 games, dating back to his freshman year.

GOOD START
The Todd Howard-era got off to a good start on Nov. 7 as the Jaguars ripped Anderson, 101-68. In doing so, Howard joined Mel Garland and Kirby Overman as the only IUPUI coaches to win their first career games on the sidelines. Howard spent the last 16 years on Hunter's staff including the last 10 as Associate Head Coach and the recruiting coordinator. Howard has had two opportunities to lead the Jaguars in the past though, including taking over the reins with 11:41 left in a loss to Oakland on Feb. 21, 2009 after Hunter was ejected. Howard also commanded the Jaguars in a 109-82 pasting of Indiana Tech on Nov. 28, 2001 as Hunter missed the game due to a one-game suspension.

JAGS IN THE PROS
While NBAer **George Hill** certainly headlines the group, there's no shortage of Jaguars currently playing basketball professionally. Hill, who was traded to the Indiana Pacers on the night of the NBA Draft last season and played with the Texas Fuel of the ABA when the NBA players were locked out. Here's a look at other former Jags in the professional ranks and their most recent stop(s):

David Barlow - Indianapolis Drive (ABA)
James Booyer - Gary Splash (IBA) / St. Louis Phoenix (PBL)
Odell Bradley - Southeast Texas Mavericks (ABA)
Robert Glenn - Soles de Mexicali (Mexico-LNBP)
Leroy Nobles - Pieno Zvaigzdes (Lithuania-LKL)
Billy Pettiford - Indiana Diesels (PBL)
Angelo Smith - Indianapolis Drive (ABA)

IUPUI ON WNDE
This marks the first year IUPUI basketball games can be heard in Indianapolis on sports radio WNDE 1260 AM with Scott McCauley (play-by-play) on the call. As part of the agreement, IUPUI games can also be heard on WNDE.com or through the iHeartRadio app for mobile users.

JAGS INK THREE IN EARLY SIGNING PERIOD
IUPUI head coach **Todd Howard** got three to sign on the dotted line on Wednesday (Nov. 9) to become Jaguars beginning next season. The IUPUI signing class consisted of 6-foot-2, 190-pound lefthanded point guard **Cortell Busby (Chester, S.C./Fishburne [Va.] Military School)**, 6-foot-6, 225-pound forward **Elijah Ray (Gary, Ind./Bowman Academy)** and 6-foot-4, 185-pound sharpshooter **Linwood Ross, Jr. (Miramar, Fla./Westminister Academy)**. Busby is one of 10 Division I signees on a nationally ranked Fishburne Military School squad, while Ray helped Bowman Academy to an IHSAA Class A state title his sophomore year. Ross ranked second in Broward County in scoring a year ago, netting 21.3 points per game at WA. All three will be true freshmen beginning next season.

2011-12 OVERALL STATS

RECORD:	OVERALL	HOME	AWAY	NEUTRAL
ALL GAMES	14-17	11-5	3-12	0-0
CONFERENCE	7-11	5-4	2-7	0-0
NON-CONFERENCE	7-6	6-1	1-5	0-0

					Total		3-Point		F-Throw		Rebounds												
##	Player	gp-gs	min	avg	fg-fga	fg%	3fg-fga	3fg%	ft-fta	ft%	off	def	tot	avg	pf	dq	a	to	blk	stl	pts	avg
05	YOUNG, Alex	31-30	1013	32.7	216-502	.430	58-169	.343	153-188	.814	56	127	183	5.9	78	3	63	72	31	49	643	20.7
02	THOMAS, Stephen	30-28	1067	35.6	106-271	.391	37-106	.349	89-104	.856	14	76	90	3.0	48	0	108	59	2	31	338	11.3
04	CHILES, Ian	31-27	911	29.4	103-228	.452	34-79	.430	81-104	.779	27	79	106	3.4	55	0	50	53	19	35	321	10.4
55	SIAKAM, Christian	31-21	741	23.9	115-208	.553	2-3	.667	47-60	.783	81	100	181	5.8	105	2	29	51	9	24	279	9.0
01	GAINES, Lyonell	31-26	756	24.4	85-158	.538	0-5	.000	28-42	.667	74	61	135	4.4	63	1	28	37	5	12	198	6.4
20	ESPOSITO, Sean	24-3	329	13.7	31-80	.388	25-64	.391	15-17	.882	7	24	31	1.3	27	0	14	10	2	11	102	4.3
50	PATTON, Mitchell	31-10	327	10.5	50-122	.410	1-6	.167	22-36	.611	28	43	71	2.3	48	0	12	10	13	8	123	4.0
22	BARKSDALE, Marcell	31-0	466	15.0	28-76	.368	10-32	.313	38-54	.704	24	36	60	1.9	45	0	24	28	4	20	104	3.4
30	GIBBS, Donovan	30-5	377	12.6	39-83	.470	2-5	.400	11-18	.611	21	37	58	1.9	35	0	11	16	6	8	91	3.0
12	RICE, Greg	19-4	181	9.5	15-39	.385	8-24	.333	2-5	.400	4	16	20	1.1	19	0	15	7	2	5	40	2.1
23	HUBERT, P.J.	4-0	15	3.8	2-5	.400	2-4	.500	0-0	.000	0	0	0	0.0	2	0	0	3	0	1	6	1.5
24	KITCOFF, Nick	3-0	6	2.0	1-1	1.000	0-0	.000	2-2	1.000	0	0	0	0.0	2	0	0	0	2	0	4	1.3
10	SHANKLIN, Jordan	16-1	85	5.3	5-24	.208	1-9	.111	3-4	.750	0	3	3	0.2	12	0	10	7	0	7	14	0.9
	Team										39	52	91		1			11				
	Total.....	31	6274		796-1797	.443	180-506	.356	491-634	.774	375	654	1029	33.2	540	6	364	364	95	211	2263	73.0
	Opponents.....	31	6275		805-1712	.470	172-489	.352	470-651	.722	346	706	1052	33.9	574	-	432	418	77	179	2252	72.6

TEAM STATISTICS	IUPUI	OPP
SCORING	2263	2252
Points per game	73.0	72.6
Scoring margin	+0.4	-
FIELD GOALS-ATT	796-1797	805-1712
Field goal pct	.443	.470
3 POINT FG-ATT	180-506	172-489
3-point FG pct	.356	.352
3-pt FG made per game	5.8	5.5
FREE THROWS-ATT	491-634	470-651
Free throw pct	.774	.722
F-Throws made per game	15.8	15.2
REBOUNDS	1029	1052
Rebounds per game	33.2	33.9
Rebounding margin	-0.7	-
ASSISTS	364	432
Assists per game	11.7	13.9
TURNOVERS	364	418
Turnovers per game	11.7	13.5
Turnover margin	+1.7	-
Assist/turnover ratio	1.0	1.0
STEALS	211	179
Steals per game	6.8	5.8
BLOCKS	95	77
Blocks per game	3.1	2.5
ATTENDANCE	17083	58425
Home games-Avg/Game	16-1068	15-3895
Neutral site-Avg/Game	-	0-0

Score by Periods	1st	2nd	OT	Totals
IUPUI	1035	1195	33	2263
Opponents	1043	1179	30	2252

	Date	Opponent		Score	Att.
	11/11/11	ANDERSON	W	101-68	1215
	11/15/11	at UALR	L	70-75	2153
	11/18/11	at Milwaukee	L	49-62	3022
^	11/20/11	EASTERN MICHIGAN	L	64-66	1065
	11/23/11	at Ball State	L	62-69	3225
^	11/26/11	TEXAS SOUTHERN	W	74-55	774
	11/28/11	at Georgetown	L	58-81	6854
*	12/01/11	SOUTH DAKOTA STATE	Lot	93-97	1085
*	12/03/11	NORTH DAKOTA STATE	L	79-84	1027
	12/7/11	at LOUISVILLE	L	60-90	20604
	12/10/11	WESTERN KENTUCKY	W	84-76	1135
	12/16/11	ST. JOSEPH'S (IND.)	W	75-55	907
	12/19/11	BALL STATE	W	66-57	2074
	12/23/11	VALPARAISO	W	97-88	1576
*	12/30/11	WESTERN ILLINOIS	W	75-68	0
*	01/03/12	UMKC	Wot	83-74	995
*	01/05/12	at IPFW	L	67-72	1558
*	01/07/12	at Oakland	L	81-93	2617
*	01/12/12	SOUTHERN UTAH	L	64-72	1120
*	01/14/12	ORAL ROBERTS	L	71-81	1215
*	01/19/12	at South Dakota	L	78-88	1327
*	01/21/12	at UMKC	L	62-64	1504
*	1/28/12	at Western Illinois	L	55-57	1897
*	02/01/12	OAKLAND	W	79-75	978
*	02/04/12	IPFW	W	66-63	1165
*	02/09/12	at Oral Roberts	Lot	74-76	3495
*	2/11/12	at Southern Utah	W	66-53	3044
*	02/15/12	SOUTH DAKOTA	W	88-70	752
	2/18/12	at Nicholls Colonels	W	84-80	679
*	02/23/12	at North Dakota State	W	74-68	2513
*	2/25/12	at South Dakota St.	L	64-75	3933

* = Summit League game

2011-12 SUMMIT LEAGUE STATS

RECORD:	OVERALL	HOME	AWAY	NEUTRAL
ALL GAMES	7-11	5-4	2-7	0-0
CONFERENCE	7-11	5-4	2-7	0-0
NON-CONFERENCE	0-0	0-0	0-0	0-0

					Total		3-Point		F-Throw		Rebounds											
##	Player	gp-gs	min	avg	fg-fga	fg%	3fg-fga	3fg%	ft-fta	ft%	off	def	tot	avg	pf	dq	a	to	blk	stl	pts	avg
05	YOUNG, Alex	18-18	614	34.1	131-311	.421	35-105	.333	87-109	.798	32	67	99	5.5	44	1	36	40	16	30	384	21.3
02	THOMAS, Stephen	18-18	656	36.4	71-170	.418	25-63	.397	40-50	.800	8	47	55	3.1	28	0	56	35	2	20	207	11.5
04	CHILES, Ian	18-18	587	32.6	69-148	.466	18-42	.429	48-63	.762	18	49	67	3.7	30	0	32	40	10	22	204	11.3
55	SIAKAM, Christian	18-13	479	26.6	74-137	.540	0-0	.000	33-42	.786	49	67	116	6.4	60	1	16	30	8	18	181	10.1
20	ESPOSITO, Sean	13-0	185	14.2	20-45	.444	17-36	.472	12-13	.923	5	17	22	1.7	18	0	7	7	1	6	69	5.3
01	GAINES, Lyonell	18-18	453	25.2	42-78	.538	0-0	.000	10-15	.667	36	34	70	3.9	40	1	16	15	1	6	94	5.2
30	GIBBS, Donovan	17-0	192	11.3	24-45	.533	0-0	.000	7-12	.583	11	20	31	1.8	20	0	6	8	2	7	55	3.2
50	PATTON, Mitchell	18-5	152	8.4	23-53	.434	0-0	.000	12-15	.800	12	15	27	1.5	32	0	5	4	6	4	58	3.2
22	BARKSDALE, Marcell	18-0	230	12.8	12-34	.353	4-16	.250	13-21	.619	13	12	25	1.4	25	0	11	13	1	12	41	2.3
12	RICE, Greg	9-0	67	7.4	6-13	.462	3-8	.375	2-3	.667	1	6	7	0.8	7	0	7	2	0	1	17	1.9
10	SHANKLIN, Jordan	11-0	57	5.2	4-18	.222	1-8	.125	0-0	.000	0	2	2	0.2	9	0	8	4	0	5	9	0.8
23	HUBERT, P.J.	1-0	1	1.0	0-0	.000	0-0	.000	0-0	.000	0	0	0	0.0	0	0	0	0	0	0	0	0.0
24	KITCOFF, Nick	1-0	1	1.0	0-0	.000	0-0	.000	0-0	.000	0	0	0	0.0	0	0	0	0	0	0	0	0.0
	Team										24	33	57		1			5				
	Total.....	18	3674		476-1052	.452	103-278	.371	264-343	.770	209	369	578	32.1	314	3	200	203	47	131	1319	73.3
	Opponents.....	18	3675		472-965	.489	114-291	.392	272-379	.718	184	410	594	33.0	325	-	260	249	44	101	1330	73.9

TEAM STATISTICS	IUPUI	OPP
SCORING	1319	1330
Points per game	73.3	73.9
Scoring margin	-0.6	-
FIELD GOALS-ATT	476-1052	472-965
Field goal pct	.452	.489
3 POINT FG-ATT	103-278	114-291
3-point FG pct	.371	.392
3-pt FG made per game	5.7	6.3
FREE THROWS-ATT	264-343	272-379
Free throw pct	.770	.718
F-Throws made per game	14.7	15.1
REBOUNDS	578	594
Rebounds per game	32.1	33.0
Rebounding margin	-0.9	-
ASSISTS	200	260
Assists per game	11.1	14.4
TURNOVERS	203	249
Turnovers per game	11.3	13.8
Turnover margin	+2.6	-
Assist/turnover ratio	1.0	1.0
STEALS	131	101
Steals per game	7.3	5.6
BLOCKS	47	44
Blocks per game	2.6	2.4
ATTENDANCE	8337	21888
Home games-Avg/Game	9-926	9-2432
Neutral site-Avg/Game	-	0-0

Score by Periods	1st	2nd	OT	Totals
IUPUI	597	689	33	1319
Opponents	635	665	30	1330

	Date	Opponent		Score	Att.
*	12/01/11	SOUTH DAKOTA STATE	Lot	93-97	1085
*	12/03/11	NORTH DAKOTA STATE	L	79-84	1027
*	12/30/11	WESTERN ILLINOIS	W	75-68	0
*	01/03/12	UMKC	Wot	83-74	995
*	01/05/12	at IPFW	L	67-72	1558
*	01/07/12	at Oakland	L	81-93	2617
*	01/12/12	SOUTHERN UTAH	L	64-72	1120
*	01/14/12	ORAL ROBERTS	L	71-81	1215
*	01/19/12	at South Dakota	L	78-88	1327
*	01/21/12	at UMKC	L	62-64	1504
*	1/28/12	at Western Illinois	L	55-57	1897
*	02/01/12	OAKLAND	W	79-75	978
*	02/04/12	IPFW	W	66-63	1165
*	02/09/12	at Oral Roberts	Lot	74-76	3495
*	2/11/12	at Southern Utah	W	66-53	3044
*	02/15/12	SOUTH DAKOTA	W	88-70	752
*	02/23/12	at North Dakota State	W	74-68	2513
*	2/25/12	at South Dakota St.	L	64-75	3933

* = Summit League game

STATS EXTRA

10+ Pts. Games	'11-12	Car.	Consec.
Alex Young	28	110	21
Stephen Thomas	19	39	4
Ian Chiles	17	17	3
Christian Siakam	11	28	0
Lyonell Gaines	5	5	0
Sean Esposito	4	10	0
Mitchell Patton	3	5	0
Marcellus Barksdale	2	2	0
Donovan Gibbs	2	5	0
Greg Rice	2	3	0
P.J. Hubert	0	1	0

20+ Pts. Games	'11-12	Car.	Consec.
Alex Young	19	52	0
Stephen Thomas	3	3	0
Christian Siakam	2	4	0
Lyonell Gaines	1	1	0

30+ Pts. Games	'11-12	Car.	Consec.
Alex Young	3	6	0

40+ Pts. Games	'11-12	Car.	Consec.
Alex Young	1	1	0

DD Reb. Games	'11-12	Car.	Consec.
Christian Siakam	4	14	0
Lyonell Gaines	2	2	0
Mitchell Patton	1	1	0
Alex Young	1	7	0

Double-Doubles	'11-12	Car.	Consec.
Christian Siakam	2	9	0
Lyonell Gaines	1	1	0
Mitchell Patton	1	1	0
Alex Young	1	7	0

Starts	'11-12	Car.	Consec.
Alex Young	30	120	21
Stephen Thomas	28	55	21
Ian Chiles	27	27	27
Lyonell Gaines	26	26	21
Christian Siakam	21	48	13
Mitchell Patton	10	16	0
Donovan Gibbs	5	6	0
Greg Rice	4	4	0
Sean Esposito	3	13	0
Jordan Shanklin	1	1	0
P.J. Hubert	0	2	0

Dunks	'11-12 (Career)
Alex Young	11 (49)
Ian Chiles	6 (6)
Lyonell Gaines	3 (3)
Mitchell Patton	2 (2)
Donovan Gibbs	1 (5)
Christian Siakam	0 (2)

ACTIVE CAREER LEADERS

Games Played	Total
Alex Young	130
Christian Siakam	110
Sean Esposito	81

Points	Total
1. Alex Young	2,276
2. Stephen Thomas	701
3. Christian Siakam	655
4. Ian Chiles	321
5. Sean Esposito	264
6. Lyonell Gaines	198
7. Mitchell Patton	192
8. Donovan Gibbs	179
9. Marcellus Barksdale	104
10. Greg Rice	90
11. P.J. Hubert	27
12. Jordan Shanklin	14
13. Nick Kitcoff	4

Rebounds	Total
1. Alex Young	662
2. Christian Siakam	458
3. Stephen Thomas	198
4. Lyonell Gaines	135
5. Donovan Gibbs	125
6. Ian Chiles	106
7. Mitchell Patton	90
8. Sean Esposito	88
9. Marcellus Barksdale	60
10. Greg Rice	39
11. Nick Kitcoff	4
t-12. P.J. Hubert	3
t-12. Jordan Shanklin	3

Assists	Total
1. Alex Young	207
2. Stephen Thomas	194
3. Ian Chiles	50
4. Sean Esposito	49
5. Christian Siakam	46
6. Greg Rice	33
7. Lyonell Gaines	28
8. Marcellus Barksdale	24
9. Donovan Gibbs	23
10. Mitchell Patton	12
11. Jordan Shanklin	10
t-12. P.J. Hubert	2
t-12. Nick Kitcoff	2

Steals	Total
1. Alex Young	172
2. Stephen Thomas	70
3. Christian Siakam	48
4. Ian Chiles	35
5. Sean Esposito	26
6. Marcellus Barksdale	20
7. Lyonell Gaines	12
8. Donovan Gibbs	11
9. Mitchell Patton	10
10. Greg Rice	9
11. Jordan Shanklin	7
12. P.J. Hubert	4

Blocks	Total
1. Alex Young	88
2. Christian Siakam	43
3. Mitchell Patton	23
4. Ian Chiles	19
5. Donovan Gibbs	17
t-6. Lyonell Gaines	5
t-6. Stephen Thomas	5
t-8. Marcellus Barksdale	4
t-8. Sean Esposito	4
t-8. Nick Kitcoff	4
11. Greg Rice	3
12. P.J. Hubert	1

Threes Made	Total
1. Alex Young	201
2. Sean Esposito	71
3. Stephen Thomas	65
4. Ian Chiles	34
5. Greg Rice	12
6. Marcellus Barksdale	10
7. P.J. Hubert	9
8. Mitchell Patton	5
t-9. Donovan Gibbs	2
t-9. Christian Siakam	2
11. Jordan Shanklin	1

IUPUI'S RECORD WHEN...

	Overall (Summit)
Home	11-5 (5-4)
Away	3-12 (2-7)
Neutral	0-0 (0-0)
Lead @ Halftime	10-1 (4-1)
Trail @ Halftime	3-15 (3-9)
Tied @ Halftime	1-1 (0-1)
Leading w/ 5:00 left	12-1 (5-0)
Trailing w/ 5:00 left	2-16 (2-11)
Tied w/ 5:00 left	0-0 (0-0)
Shooting 50% or better	4-1 (1-1)
Shooting between 40-50%	8-10 (5-8)
Shooting lower than 40%	2-6 (1-2)
Commit less TO than opp.	9-11 (5-8)
Commit more TO than opp.	3-6 (0-3)
Commit same TO as opp.	2-0 (2-0)
Outrebound opponent	10-4 (3-4)
Outrebounded by opponent	4-12 (4-6)
Rebounding is equal	0-1 (0-1)
Bench outscores opp.	4-9 (3-5)
Bench is outscored by opp.	9-7 (4-6)
Bench scoring is equal	1-1 (0-0)
Hit more FT than opp.	9-6 (4-3)
Hit less FT than opp.	4-11 (2-8)
Hit same FT as opp.	1-0 (1-0)
Hit more 3FG than opp.	5-8 (2-4)
Hit less 3FG than opp.	5-8 (2-7)
Hit same 3FG as opp.	4-1 (3-0)
Decided by 5 pts or fewer	3-8 (2-6)
Decided by 6-10 points	6-4 (3-3)
Decided by 10+ points	5-5 (2-2)
In home whites	11-5 (5-4)
In Vegas gold	0-0 (0-0)
In road blacks	0-6 (0-4)
In road reds	3-6 (2-3)
6 players in double-digits	0-1 (0-1)
5 players in double-digits	0-0 (0-0)
4 players in double-digits	8-2 (5-1)
3 players in double-digits	2-7 (1-6)
2 players in double-digits	4-5 (1-3)
1 player in double-digits	0-2 (0-0)
On Mondays	1-0 (0-0)
On Tuesdays	1-1 (1-0)
On Wednesdays	2-2 (2-0)
On Thursdays	1-5 (1-5)
On Fridays	4-1 (1-0)
On Saturdays	5-6 (2-6)
On Sundays	0-1 (0-0)
In November	2-5 (0-0)
In December	5-3 (1-2)
In January	1-7 (1-7)
In February	6-2 (5-2)
In March	0-0 (0-0)

CLIMBING THE CAREER CHARTS

Scoring

1. Carlos Knox	1994-98	2,556
2. Aldray Gibson	1983-87	2,454
3. Alex Young	**2008-pr.**	**2,276**
4. Jesse Bingham	1985-89	1,928
5. George Hill	2004-08	1,619
6. Jared Lux	1992-95	1,558
7. Leroy Nobles	2007-11	1,464
8. Kim King	1978-83	1,447
9. Todd Schabel	1985-89	1,395
10. Ron Angevine	1979-83	1,373
11. Don Carlisle	1997-01	1,340
12. Brandon Cole	2002-06	1,319
13. Eric McKay	1982-85	1,247
14. Charles Price	1997-02	1,182
15. Odell Bradley	2002-04	1,170
16. Greg Wright	1987-90	1,134
17. Robert Glenn	2008-10	1,131
18. Jeff Roach	1985-88	1,127
19. Martin Reedus	1987-90	1,123
20. Bob Woodford	1973-77	1,103
21. Chad Pate	1991-93	1,049
22. Jon Avery	2006-10	1,014
23. Julius Norman	1976-78	988
24. Gary Patterson	2006-09	987
25. Rodney Thomas	1996-00	961

Rebounding

1. Don Carlisle	1997-01	769
2. Brandon Cole	2002-06	703
Jesse Bingham	1985-89	703
4. Charles Price	1997-02	688
5. Alex Young	**2008-pr.**	**662**
6. Tony Long	1987-91	639
7. Billy Pettiford	2006-10	632
8. Eric McKay	1982-85	623
9. Dale Taylor	1975-77	580
10. Troy Fitts	1983-87	568
11. George Hill	2004-08	547
12. Jon Avery	2006-10	544
13. Jeff Roach	1985-88	535
14. Martin Reedus	1987-90	469
15. Jared Lux	1992-96	467
Christian Siakam	**2008-pr.**	**452**

Field Goals Made

1. Aldray Gibson	1983-87	1,061
2. Carlos Knox	1994-98	832
3. Alex Young	**2008-pr.**	**830**
4. Jesse Bingham	1985-89	783
5. Ron Angevine	1979-83	582
6. Todd Schabel	1985-90	566
7. Jared Lux	1992-96	560
8. George Hill	2004-08	536
9. Kim King	1978-83	522
10. Eric McKay	1982-85	496

Field Goal Attempts

1. Aldray Gibson	1983-87	1,963
2. Alex Young	**2008-pr.**	**1,802**
3. Carlos Knox	1994-98	1,661
4. Jesse Bingham	1985-89	1,478
5. Ron Angevine	1979-83	1,171
6. Brandon Cole	2002-06	1,150
7. Todd Schabel	1985-90	1,071
8. Kim King	1978-83	1,055
9. Jared Lux	1992-96	1,034
10. Don Carlisle	1997-01	1,015

Free Throws Made

1. Carlos Knox	1994-98	684
2. George Hill	2004-08	457
3. Alex Young	**2008-pr.**	**415**
4. Kim King	1978-83	403
5. Don Carlisle	1997-01	358
6. Leroy Nobles	2007-11	354
7. Jared Lux	1992-96	344
8. Jesse Bingham	1985-89	340
9. Matt Crenshaw	2000-04	330
10. Robert Glenn	2008-10	298

Free Throw Attempts

1. Carlos Knox	1994-98	821
2. George Hill	2004-08	582
3. Alex Young	**2008-pr.**	**570**
4. Don Carlisle	1997-01	517
5. Kim King	1978-83	496
6. Jesse Bingham	1985-89	480
7. Jared Lux	1992-96	473
8. Matt Crenshaw	2000-04	451
9. Leroy Nobles	2007-11	446
10. Aldray Gibson	1983-87	408

Steals

1. Carlos Knox	1994-98	204
2. Aldray Gibson	1983-87	175
3. Derek Williams	1996-00	174
4. Alex Young	**2008-pr.**	**172**
5. Billy Pettiford	2006-10	167
6. Don Carlisle	1997-01	165
Jesse Bingham	1985-89	165
8. Matt Crenshaw	2000-04	157
9. Todd Schabel	1985-89	156
10. George Hill	2004-05	155

Blocked Shots

1. Charles Price	1997-02	165
2. David Dickey	1994-98	118
3. Robert Glenn	2008-10	100
4. Alex Young	**2008-pr.**	**88**
5. Billy Pettiford	2006-10	83
6. Jon Avery	2006-10	82
7. Angelo Smith	2005-07	71
8. James Booyer	2003-05	64
Don Carlisle	1997-01	64
Anthony Winburn	1995-97	64

Three-Point Field Goals

1. Brandon Cole	2002-06	238
2. Rodney Thomas	1996-00	215
3. Carlos Knox	1994-98	208
4. Alex Young	**2008-pr.**	**201**
5. Gary Patterson	2006-09	196
6. Leroy Nobles	2007-11	186
Akeem Clark	2003-05	186
8. Greg Wright	1987-90	128
9. Austin Montgomery	2006-08	126
10. Chad Pate	1991-93	108

Three-Point Attempts

1. Brandon Cole	2002-06	673
2. Alex Young	**2008-pr.**	**581**
3. Carlos Knox	1994-98	499
4. Akeem Clark	2003-05	490
5. Leroy Nobles	2007-11	468
6. Gary Patterson	2006-09	459
7. Rodney Thomas	1996-00	456
8. Greg Wright	1987-90	304
9. Austin Montgomery	2006-08	303
10. David Barlow	2003-07	284

Minutes Played (D1 only)

1. Alex Young	**2008-pr.**	**4,066**
2. Brandon Cole	2002-06	3,717
3. Leroy Nobles	2007-11	3,479
4. Matt Crenshaw	2000-04	3,477
5. Billy Pettiford	2006-10	3,371
6. George Hill	2004-08	3,164
7. John Ashworth	2007-11	3,086
8. Gary Patterson	2006-09	2,879
9. Don Carlisle	1998-01	2,874
10. Jon Avery	2006-10	2,740

Career Coaching Wins

1. Ron Hunter	1994-11	275
2. Bob Lovell	1982-94	195
3. Kirby Overman	1975-79	39
4. George Dickison	1972-75	35
5. Mel Garland	1979-82	31
6. Todd Howard	**2011-pr.**	**14**
7. Ed Schilling	1982	3

SUMMIT LEAGUE 2,000 POINT SCORERS

	Name	School(s)	Years	Pts
1.	Caleb Green	Oral Roberts	2003-07	2,504
2.	Michael Watson	UMKC	2000-04	2,488
3.	Mike Helms	Oakland	2000-04	2,314
4.	Tony Bennett	Green Bay	1988-92	2,285
5.	**Alex Young**	**IUPUI**	**2008-12**	**2,276**
6.	Ken McFadden	Cleveland State	1985-89	2,256
7.	Bryce Drew	Valparaiso	1994-98	2,142
8.	*Dominique Morrison*	*Oral Roberts*	*2008-12*	*2,034*
t-9.	*Reggie Hamilton*	*UMKC/Oakland*	*2007-12*	*2,033*
t-9.	Jason Reese	Northern Iowa	1986-90	2,033
11.	Kenny Williams	UIC	1990-94	2,025
12.	Ken Tutt	Oral Roberts	2003-07	2,019
13.	Randy Kraayenbrink	Northern Iowa	1982-86	2,004

TODD HOWARD
Head Coach | First Season

Todd Howard took over as the seventh head coach in the history of the IUPUI Men's Basketball Program on April 21, 2011. He is entering his 17th season on the Jaguars sidelines, serving the last 10 years as the Associate Head Coach to longtime leader Ron Hunter. He was an assistant on Hunter's staff for six years prior to that.

While under Hunter, he surpassed Greg Mingus as the longest tenured assistant/associate coach in the program's history and was also the longest tenured assistant/associate coach in The Summit League. Before being promoted to the head spot, he was recognized by numerous publications, including Hoop Scoop and Fox Sports, among the top assistant/associate coaches in the nation among mid-majors.

Howard has been instrumental in the program's successes - on the court, in the classroom, on the recruiting trail and within the community. The Jaguars won a school record 26 games during the 2007-08 season and nearly equaled that number with 25 wins in 2009-10. In 2010, IUPUI also claimed its first-ever postseason victory at the NCAA Division I level, bettering Hofstra in the opening round of the College Basketball Invitational (CBI) in Hempstead, N.Y.. IUPUI later hosted its first-ever Division I postseason game before falling to Princeton in a double overtime thriller.

Both Robert Glenn and Alex Young were both pegged First Team All-Summit and Mid-Major All-Americans by assorted publications.

The 2008 calendar year was a banner campaign for Howard as he traveled to Peru as part of the program's work with Samaritan's Feet to deliver shoes to those less fortunate. That was after he had coached an Athletes in Action team to an 8-1 record during a 10-day tour of East Asia. Later that same offseason, reigning Summit League Player of the Year George Hill was selected by the San Antonio Spurs in the first round of the NBA Draft. He became the first early entrant to be chosen in Summit League history and was just the second-ever first rounder in the league's near 30 year history.

Collectively, IUPUI was coming off its most successful season in program history, having won the aforementioned 26 games behind Hill and fellow guards Gary Patterson and Austin Montgomery. In addition, the Jaguars won a school record 15 Summit League games and were a perfect 15-0 on their home floor.

Since being elevated to the associate post, Howard has been instrumental in IUPUI's success in the conference and on a national level. In six of the past 10 years, IUPUI has either played for or captured a league title. Plus, IUPUI has produced two league Players of the Year, two Newcomers of the Year, a Sixth Man of the Year and a Defensive Player of the Year.

Howard's work with the Jaguars' guards has been evidenced by the program being ranked among the nation's leaders in fewest turnovers per game the past five seasons. In 2008, the Jaguars were the only team in the country to rank among the top five in field goal, free throw and three-point shooting percentages, leading the nation in the three-point shooting. In 2010, the Jaguars ranked second to only Syracuse in field goal shooting and led The Summit in field goal and three-point percentage and steals. In 2011, IUPUI led The Summit and ranked top five nationally in free throw shooting.

In his role as recruiting coordinator, Howard is always highly visible on the recruiting trail, having strung together numerous marquee classes for the Jags. Most recently, he scoured his home state of Kentucky for prep standouts Marcellus Barksdale, Lyonell Gaines and Jordan Shanklin. Gaines later earned a spot on the prestigious Kentucky All-Star Team, becoming IUPUI's second selection in three years. In 2007 IUPUI inked Indiana All-Stars Larry Stone and Alex Young and Kentucky All-Star Aaron Morris. The class of John Ashworth and Adrian Moss, swingman Leroy Nobles and highly touted big man Christian Siakam was rated tops in The Summit by noted insider Clark Francis, editor of The Hoop Scoop. IUPUI's class ranked No. 93 in the nation with the spring signings of Ashworth, Moss and Siakam.

He helped land Ben Davis standout point guard Greg Rice, keeping the trend going of landing top-notch talent from the city of Indianapolis. In 2010, he returned to his Louisville roots to bring talented forward Donovan Gibbs to the IUPUI program, along with in-state standouts P.J. Hubert and Mitchell Patton.

In 2004, Howard began to further earn acclaim on both the camp and recruiting scene. He spent a week as a clinician at the prestigious Pete Newell Big Man Camp in Hawaii, while also helping secure one of IUPUI's most prolific recruiting classes in recent memory.

In the early signing period, Howard helped ink Indianapolis high school products George Hill (Broad Ripple) and Craig Swoope (Carmel). Over the summer during the late signing period, Howard helped land a pair of junior college standouts in Michal Vavrek (Joliet JC) and Maushae Byles (Kennedy-King CC). Prior to that, Howard had been equally successful in landing in-state talent including 2002 Marion County Player of the Year Brandon Cole and 2003 Indiana All-Star David Barlow.

Hill later became IUPUI's second Indiana All-Star, while Vavrek was the second IUPUI recruit to receive All-America mention from the NJCAA. In all, IUPUI has signed seven former Indiana All-Stars since Howard's promotion to Associate Head Coach, after signing just one in the program's history previously.

Howard also played a vital role in landing a pair of Division I transfers for the third time in program history. Former Indiana All-Stars Gary Patterson and Austin Montgomery were both named to the league's All-Newcomer Team after sitting the previous season. Before that, former Indiana All-Star Brandon Cameron and Lawrence North's Angelo Smith made their mark on the Jags lineup. In 2002-03, the addition's of Wright State's Marcus May and Ball State's Josh Murray in 2002 helped propel the Jags to its most memorable year in program history. That year, Howard was a big part in IUPUI bringing home the Mid-Con Championship and making it's first-ever NCAA Tournament appearance. Under his guidance, the Jaguars posted a 20-14 overall record and a 10-4 mark in conference play.

In 13 seasons in The Summit League (formerly Mid-Continent Conference), Howard has seen 11 players (Don Carlisle, Sylvester Allen, Antoine Lewis, Odell Bradley, Josh Murray, Akeem Clark, George Hill, Austin Montgomery, Gary Patterson, Robert Glenn and Stephen Thomas) recognized on the All-Newcomer Team in the coaches/media polls. In 2005-06, Montgomery became IUPUI's first-ever Mid-Con Newcomer of the Year in the program's history and Glenn matched the award in 2009.

In 2001-02, Howard's first year as Associate Head Coach, the Jaguars showed promise on the mid-major level as they turned in a 15-15 mark and clawed their way to the Mid-Con Tournament Championship game. The recruiting class around which that team was built, featured six talented JUCO players and 2002 Howard County Player of the Year Blair Crawford.

"Todd certainly has the pedigree, knowledge and work ethic to succeed in this profession," Francis said. "His results at IUPUI have led the Jaguars to unprecedented success. His recruiting prowess has brought quality, impact student-athletes to Indianapolis."

A native of Louisville, Ky., Howard played collegiately at the University of Louisville where he labels his experience in playing for Hall of Fame Coach Denny Crum as one that enabled him to "play for the best, with the best and against the best." While reaching the NCAA Tournament three times, the Cardinals also captured two Metro Conference titles.

Upon completion of his playing career, Howard served as a student assistant under Crum for the 1993-94 season. The Cardinals enjoyed a return trip to the NCAA Sweet 16 that season and boasted a roster that included five future NBA players.

While at IUPUI, more than 20 former Jaguars recruited by Howard have gone on to professional careers, led by George Hill's being drafted and Carlos Knox, Odell Bradley and Matt Crenshaw's stints overseas. Former IUPUI standout Don Carlisle is still among the elite players in France, while Akeem Clark has starred both in the U.S. and overseas. Howard has coached five All-Americans and 14 All-League players.

Howard graduated from Louisville Ballard High School in 1989 after capturing a state championship as a junior in 1988 and finishing as state runner-up in 1987. Ballard was nationally ranked during each of his four seasons as Howard was named All-District and All-Region each season. He was a high school teammate of current New York Knicks star Allan Houston. Throughout his high school and collegiate career, Howard played with eight future NBA players.

The Howard family is rich in basketball tradition. Todd's father, Terry, also played at Louisville while his younger brother, Nathan, played at Murray State. In 1999, Howard was listed by The Hoop Scoop as "One of the Games Top 20 Assistant Coaches" and was recently listed by Indiana Basketball News as one of the state's top assistants.

Howard values the mentorship of Hall of Fame Coach Pete Newell and has served as a camp clinician at his annual 'Big Man Camp' on two occasions. He worked with some of the game's elite post players and learning from the Hall of Fame coach. In 2002, Howard assisted FIBA and USA Basketball in hosting the World Championships in Indianapolis.

The Louisville product prides himself in the development of perimeter players. IUPUI's success has been predicated by strong backcourts and few have been stronger than the 2007-08 trio of Hill, Patterson and Montgomery. In addition, Howard helped the long-term development of Crenshaw, David Barlow, Johnny Miller, Matt Burks, Rodney Thomas, Derek Williams, Taj Hawkins and Carlos Knox, among others.

"Howard has a relationship with the players that all coaches dream about," WISH-TV's Anthony Calhoun said. "The one thing that caught my attention is how much the players love playing for him."

Howard's responsibilities range from recruiting, advance scouting, game and practice preparation, player development, compliance liason, academic monitoring and scheduling.

He is married to the former Patti Martin, also from Louisville.

The couple have a son, Adam, who turns 12 on Jan. 10 and a daughter, Katie, who turns nine on March 5. The Howard family resides in Fishers, Ind..

THE HOWARD FILE

School: ..... Louisville, '93
Seasons with IUPUI: ..... 17th season / 1st as Head Coach
Career Record: ..... 14-17 (1 year)
Coaching Experience:
..... 2011-pres., Head Coach, IUPUI
..... 2001-11, Associate Head Coach, IUPUI
..... 1995-2001, Assistant Coach, IUPUI
..... 1993-94, Student Assistant Coach, Louisville



#1 - LYONELL GAINES

6-6 / 217 ▶ Fr. ▶ F ▶ Louisville, Ky.
Eastern High School
Click for: Bio I Highlights

SEASON HIGHS

Points: 20 at Oakland (1-7-12)
Rebounds: 11 at Oakland (1-7-12)
Assists: 5 at Oakland (1-7-12)
FG: 10 at Oakland (1-7-12)
FGA: 15 at Oakland (1-7-12)
3FG: ---
3FGA: 2 at Milwaukee (11-18-11)
FT: 3 - twice
FTA: 4 - four times
Blocks: 2 vs. Anderson (11-11-11)
Steals: 2 - three times
Minutes: 38 at Oakland (1-7-12)

CAREER HIGHS

Points: 20 at Oakland (1-7-12)
Rebounds: 11 at Oakland (1-7-12)
Assists: 5 at Oakland (1-7-12)
FG: 10 at Oakland (1-7-12)
FGA: 15 at Oakland (1-7-12)
3FG: ---
3FGA: 2 at Milwaukee (11-18-11)
FT: 3 - twice
FTA: 4 - four times
Blocks: 2 vs. Anderson (11-11-11)
Steals: 2 - three times
Minutes: 38 at Oakland (1-7-12)

TIMES LEADING TEAM

	Season	Career
Points:	1	1
Rebounds:	6	6
Assists:	2	2
Minutes:	2	2

MISC. STATS

	Season	Career
DD Scoring:	5	5
20+ Scoring:	1	1
DD Rebounding:	2	2
Double-Doubles:	1	1
Dunks:	3	3

▷▷Gaines Notes

One of four players from Louisville Eastern High School to play on the Kentucky All-Star Team last season and earn a Division I scholarship - Remy Abell (Indiana), Arman Marks (James Madison) and Kameron Woods (Butler)... second on the team with 74 offensive rebounds with nearly 55 percent of his boards coming off the offensive glass... scored 14 points (6-of-8 FG) in his IUPUI debut against Anderson off the bench, finishing three shy of the IUPUI freshman debut record held by Alex Young... made his first career start at Ball State (Nov. 23), finishing with eight points and three rebounds in 21 minutes work... his first ever double-digit rebounding game came against Texas Southern (Nov. 26)... recorded his first career double-double at Oakland (Jan. 7) with 20 points, 11 rebounds and five assists... Gaines' 26 starts are the most by any IUPUI freshman during the program's Division I era.

▷▷Gaines Game-by-Game

				Total		3-Pointers		Free throws		Rebounds												
Opponent	Date	gs	min	fg-fga	pct	3fg-fga	pct	ft-fta	pct	off	def	tot	avg	pf	a	t/o	blk	stl	pts	avg
ANDERSON	11/11/11		20	6-8	.750	0-0	.000	2-2	1.000	1	1	2	2.0	1	2	0	2	0	14	14.0
at UALR	11/15/11		8	0-2	.000	0-1	.000	0-0	.000	0	1	1	1.5	0	0	0	0	0	0	7.0
at Milwaukee	11/18/11		17	3-8	.375	0-2	.000	1-2	.500	5	0	5	2.7	1	0	4	1	0	7	7.0
EASTERN MICHIGAN	11/20/11		26	4-7	.571	0-0	.000	2-2	1.000	5	2	7	3.8	1	1	1	0	1	10	7.8
at Ball State	11/23/11	*	21	4-5	.800	0-1	.000	0-1	.000	2	1	3	3.6	0	1	3	0	0	8	7.8
TEXAS SOUTHERN	11/26/11	*	31	2-9	.222	0-1	.000	2-2	1.000	1	9	10	4.7	3	3	2	0	0	6	7.5
at Georgetown	11/28/11	*	34	4-8	.500	0-0	.000	0-0	.000	5	1	6	4.9	1	1	2	0	0	8	7.6
SOUTH DAKOTA STATE	12/01/11	*	18	0-2	.000	0-0	.000	0-0	.000	1	0	1	4.4	1	0	0	0	0	0	6.6
NORTH DAKOTA STATE	12/03/11	*	8	2-3	.667	0-0	.000	0-0	.000	2	0	2	4.1	0	0	0	0	0	4	6.3
at LOUISVILLE	12/7/11		10	3-5	.600	0-0	.000	2-2	1.000	2	1	3	4.0	2	0	0	0	0	8	6.5
WESTERN KENTUCKY	12/10/11	*	20	2-7	.286	0-0	.000	1-4	.250	1	4	5	4.1	3	0	1	0	1	5	6.4
ST. JOSEPH'S (IND.)	12/16/11	*	28	7-10	.700	0-0	.000	3-3	1.000	6	1	7	4.3	1	2	2	0	2	17	7.3
BALL STATE	12/19/11	*	27	3-4	.750	0-0	.000	2-4	.500	5	1	6	4.5	3	1	5	0	1	8	7.3
VALPARAISO	12/23/11	*	36	2-3	.667	0-0	.000	2-3	.667	4	4	8	4.7	4	0	0	1	1	6	7.2
WESTERN ILLINOIS	12/30/11	*	27	3-5	.600	0-0	.000	0-0	.000	5	0	5	4.7	0	0	1	0	0	6	7.1
UMKC	01/03/12	*	37	6-8	.750	0-0	.000	3-4	.750	2	3	5	4.8	2	1	1	0	1	15	7.6
at IPFW	01/05/12	*	37	2-3	.667	0-0	.000	0-0	.000	0	4	4	4.7	3	1	1	0	2	4	7.4
at Oakland	01/07/12	*	38	10-15	.667	0-0	.000	0-0	.000	8	3	11	5.1	3	5	2	0	0	20	8.1
SOUTHERN UTAH	01/12/12	*	31	4-8	.500	0-0	.000	0-0	.000	5	4	9	5.3	4	0	2	0	2	8	8.1
ORAL ROBERTS	01/14/12	*	22	2-3	.667	0-0	.000	2-2	1.000	2	1	3	5.2	4	1	0	0	0	6	8.0
at South Dakota	01/19/12	*	30	3-8	.375	0-0	.000	0-0	.000	3	4	7	5.2	2	1	1	0	0	6	7.9
at UMKC	01/21/12	*	35	1-4	.250	0-0	.000	2-4	.500	2	1	3	5.1	5	2	1	0	0	4	7.7
at Western Illinois	1/28/12	*	26	0-3	.000	0-0	.000	0-0	.000	0	1	1	5.0	1	1	0	0	0	0	7.4
OAKLAND	02/01/12	*	22	1-3	.333	0-0	.000	1-2	.500	2	0	2	4.8	0	0	1	0	0	3	7.2
IPFW	02/04/12	*	26	1-2	.500	0-0	.000	0-0	.000	1	3	4	4.8	1	0	0	0	0	2	7.0
at Oral Roberts	02/09/12	*	31	2-3	.667	0-0	.000	0-1	.000	1	3	4	4.8	4	0	3	0	1	4	6.9
at Southern Utah	2/11/12	*	19	0-1	.000	0-0	.000	0-0	.000	0	2	2	4.7	4	1	1	0	0	0	6.6
SOUTH DAKOTA	02/15/12	*	21	4-5	.800	0-0	.000	0-0	.000	0	4	4	4.6	1	2	0	1	0	8	6.7
at Nicholls Colonels	2/18/12	*	25	3-4	.750	0-0	.000	1-2	.500	1	1	2	4.6	3	1	2	0	0	7	6.7
at North Dakota State	02/23/12	*	10	0-1	.000	0-0	.000	2-2	1.000	1	0	1	4.4	2	0	1	0	0	2	6.5
at South Dakota St.	2/25/12	*	15	1-1	1.000	0-0	.000	0-0	.000	1	1	2	4.4	3	1	0	0	0	2	6.4
Totals			26	756	85-158	.538	0-5	.000	28-42	.667	74	61	135	4.4	63	28	37	5	12	198	6.4

Games played: 31
Minutes/game: 24.4
Points/game: 6.4
FG Pct: 53.8
3FG Pct: 0.0
FT Pct: 66.7

Rebounds/game: 4.4
Assists/game: 0.9
Turnovers/game: 1.2
Assist/turnover ratio: 0.8
Steals/game: 0.4
Blocks/game: 0.2

◤◤Gaines' Career Stats

Year	G-GS	MIN	MPG	FG-A	PCT	3FG-A	PCT	FT-A	PCT	O-D-R	RPG	PF-D	A	TO	B	S	PTS	PPG
2011-12	31-26	756	24.4	85-158	.538	0-5	.000	28-42	.667	74-61-135	4.4	63-1	28	37	5	12	198	6.4
Totals	**31-26**	**756**	**24.4**	**85-158**	**.538**	**0-5**	**.000**	**28-42**	**.667**	**74-61-135**	**4.4**	**63-1**	**28**	**37**	**5**	**12**	**198**	**6.4**



#2 - STEPHEN THOMAS

6-1 / 172 ▶ Sr. ▶ G ▶ Indianapolis, Ind.
Cathedral High School / Univ. of Dayton
Click for: Bio I Highlights

SEASON HIGHS

Points: 20 - three times
Rebounds: 7 at Georgetown (11-28-11)
Assists: 8 vs. South Dakota St. (12-1-11)
FG: 8 at Oakland (1-7-12)
FGA: 14 at Oakland (1-7-12)
3FG: 4 - twice
3FGA: 7 - twice
FT: 14 vs. Valparaiso (12-23-11)
FTA: 14 vs. Valparaiso (12-23-11)
Blocks: 1 - twice
Steals: 4 vs. North Dakota State (12-3-11)
Minutes: 45 at Oral Roberts (2-9-12)

CAREER HIGHS

Points: 20 - three times
Rebounds: 8 at Saint Louis (11-27-10)
Assists: 8 vs. South Dakota St. (12-1-11)
FG: 8 at Oakland (1-7-12)
FGA: 14 - twice
3FG: 4 - three times
3FGA: 7 - twice
FT: 14 vs. Valparaiso (12-23-11)
FTA: 14 vs. Valparaiso (12-23-11)
Blocks: 1 - five times
Steals: 4 vs. North Dakota State (12-3-11)
Minutes: 48 at UMKC (1-20-11)

TIMES LEADING TEAM

	Season	Career
Points:	3	3
Rebounds:	0	0
Assists:	20	34
Minutes:	16	21

MISC. STATS

	Season	Career
DD Scoring:	18	38
20+ Scoring:	3	3

▷▷Thomas Notes

Two-time Indianapolis City Player of the Year while at Indianapolis Cathedral High School (Greg Oden was County Player of the Year during that span)... chose Dayton over IUPUI after high school, but transferred back to IUPUI after two seasons in Ohio... named to the five-man Summit League All-Newcomer Team as a junior... tied IUPUI single-game record with 14-of-14 made free throws against Valparaiso (Dec. 23); scored career-high 20 pts in that game... maintains a 2.80 GPA and will earn his degree in General Studies... missed the first two weeks of the season to injury including season opening win over Anderson; returned for the UALR (11/15) game and returned to the starting lineup at Milwaukee (11/18) in place of his high school teammate, Sean Esposito... hit a career-high four threes at Ball State (11/23) in 18-point outing... made 31 straight free throws from Dec. 10-Dec. 30...hit three threes in the final 3:16 of the Feb. 4 66-63 win over IPFW, including the game-winner with 22 seconds left.

▷▷Thomas Game-by-Game

				Total		3-Pointers		Free throws		Rebounds												
Opponent	Date	gs	min	fg-fga	pct	3fg-fga	pct	ft-fta	pct	off	def	tot	avg	pf	a	t/o	blk	stl	pts	avg
at UALR	11/15/11		29	4-9	.444	0-2	.000	2-2	1.000	0	3	3	3.0	2	3	2	0	1	10	10.0
at Milwaukee	11/18/11	*	35	3-13	.231	0-4	.000	2-2	1.000	0	2	2	2.5	2	2	1	0	0	8	9.0
EASTERN MICHIGAN	11/20/11	*	34	2-7	.286	1-3	.333	2-2	1.000	1	1	2	2.3	1	7	1	0	1	7	8.3
at Ball State	11/23/11	*	35	6-12	.500	4-7	.571	2-2	1.000	0	3	3	2.5	4	6	2	0	1	18	10.8
TEXAS SOUTHERN	11/26/11	*	36	3-8	.375	1-6	.167	0-0	.000	0	2	2	2.4	1	7	1	0	1	7	10.0
at Georgetown	11/28/11	*	36	2-10	.200	0-4	.000	1-2	.500	2	5	7	3.2	2	4	4	0	2	5	9.2
SOUTH DAKOTA STATE	12/01/11	*	42	3-10	.300	1-3	.333	4-4	1.000	1	4	5	3.4	3	8	4	0	2	11	9.4
NORTH DAKOTA STATE	12/03/11	*	33	3-12	.250	0-4	.000	0-0	.000	1	1	2	3.3	1	1	4	0	4	6	9.0
at LOUISVILLE	12/7/11		34	5-8	.625	3-6	.500	1-2	.500	2	3	5	3.4	2	6	3	0	0	14	9.6
WESTERN KENTUCKY	12/10/11	*	36	1-5	.200	0-0	.000	11-12	.917	0	2	2	3.3	1	6	2	0	2	13	9.9
ST. JOSEPH'S (IND.)	12/16/11	*	31	2-8	.250	1-2	.500	8-8	1.000	0	3	3	3.3	0	4	2	0	2	13	10.2
BALL STATE	12/19/11	*	36	0-9	.000	0-4	.000	2-2	1.000	0	1	1	3.1	2	3	2	0	0	2	9.5
VALPARAISO	12/23/11	*	33	3-6	.500	0-2	.000	14-14	1.000	1	2	3	3.1	1	1	2	0	1	20	10.3
WESTERN ILLINOIS	12/30/11	*	34	6-11	.545	3-5	.600	3-5	.600	0	3	3	3.1	1	4	1	0	1	18	10.9
UMKC	01/03/12	*	37	3-11	.273	2-5	.400	8-10	.800	0	2	2	3.0	1	3	3	0	1	16	11.2
at IPFW	01/05/12	*	33	4-12	.333	1-4	.250	1-1	1.000	0	4	4	3.1	4	4	4	0	2	10	11.1
at Oakland	01/07/12	*	37	8-14	.571	4-7	.571	0-0	.000	0	4	4	3.1	1	1	0	0	1	20	11.6
SOUTHERN UTAH	01/12/12	*	32	4-13	.308	1-6	.167	1-2	.500	0	1	1	3.0	1	2	1	0	1	10	11.6
ORAL ROBERTS	01/14/12	*	35	4-8	.500	0-1	.000	0-0	.000	0	0	0	2.8	1	4	1	0	1	8	11.4
at South Dakota	01/19/12	*	38	3-9	.333	0-1	.000	0-0	.000	0	5	5	3.0	1	4	3	0	0	6	11.1
at UMKC	01/21/12	*	37	5-8	.625	2-4	.500	0-0	.000	0	3	3	3.0	1	2	0	1	0	12	11.1
at Western Illinois	1/28/12	*	39	1-3	.333	0-1	.000	2-2	1.000	1	2	3	3.0	1	3	2	0	2	4	10.8
OAKLAND	02/01/12	*	36	2-5	.400	1-3	.333	1-2	.500	0	1	1	2.9	3	2	4	0	0	6	10.6
IPFW	02/04/12	*	37	5-12	.417	3-5	.600	7-10	.700	0	4	4	2.9	2	3	2	0	1	20	11.0
at Oral Roberts	02/09/12	*	45	3-10	.300	1-3	.333	4-4	1.000	3	3	6	3.0	3	1	2	1	2	11	11.0
at Southern Utah	2/11/12	*	34	3-8	.375	0-2	.000	2-2	1.000	0	2	2	3.0	1	3	0	0	0	8	10.9
SOUTH DAKOTA	02/15/12	*	30	5-8	.625	4-5	.800	0-0	.000	0	3	3	3.0	1	5	1	0	0	14	11.0
at Nicholls Colonels	2/18/12	*	36	4-6	.667	2-3	.667	4-6	.667	0	2	2	3.0	2	3	2	0	0	14	11.1
at North Dakota State	02/23/12	*	39	4-8	.500	1-2	.500	5-6	.833	0	2	2	2.9	2	5	2	0	1	14	11.2
at South Dakota St.	2/25/12	*	38	5-8	.625	1-2	.500	2-2	1.000	2	3	5	3.0	0	1	1	0	1	13	11.3
Totals		28	1067	106-271	.391	37-106	.349	89-104	.856	14	76	90	3.0	48	108	59	2	31	338	11.3

Games played: 30
Minutes/game: 35.6
Points/game: 11.3
FG Pct: 39.1
3FG Pct: 34.9
FT Pct: 85.6

Rebounds/game: 3.0
Assists/game: 3.6
Turnovers/game: 2.0
Assist/turnover ratio: 1.8
Steals/game: 1.0
Blocks/game: 0.1

◤◤Thomas' Career Stats

Year	G-GS	MIN	MPG	FG-A	PCT	3FG-A	PCT	FT-A	PCT	O-D-R	RPG	PF-D	A	TO	B	S	PTS	PPG
2007-08-@UD	23-0	123	5.3	6-22	.273	3-14	.214	2-4	.500	2-10-12	0.5	8-0	4	3	0	1	17	0.7
2008-09-@UD	29-0	254	8.8	21-66	.318	5-20	.250	10-14	.714	10-28-38	1.3	22-0	24	23	1	12	57	2.0
2009-10	Did not play in compliance with Division I transfer rules																	
2010-11	33-27	1103	33.4	131-280	.468	28-71	.394	73-86	.849	19-89-108	3.3	48-0	86	49	3	39	363	11.0
2011-12	30-28	1067	35.6	106-271	.391	37-106	.349	89-104	.856	14-76-90	3.0	48-0	108	59	2	31	338	11.3
Totals	**63-55**	**2170**	**34.4**	**237-551**	**.430**	**65-177**	**.367**	**162-190**	**.853**	**33-165-198**	**3.1**	**96-0**	**194**	**108**	**5**	**70**	**701**	**11.1**



#4 - IAN CHILES

6-1 /188 ▸ So. ▸ G ▸ Louisville, Ky.
Ballard High School / Wabash Valley JC
Click for: Bio I Highlights

SEASON HIGHS

Points: 19 vs. Valparaiso (12-23-11)
Rebounds: 8 vs. Oakland (2-1-12)
Assists: 7 at South Dakota (1-19-12)
FG: 6 - four times
FGA: 14 vs. Oakland (2-1-12)
3FG: 3 - three times
3FGA: 6 vs. Ball State (12-19-11)
FT: 8 - twice
FTA: 10 - twice
Blocks: 4 vs. Valparaiso (12-23-11)
Steals: 4 vs. Texas Southern (11-26-11)
Minutes: 45 at Oral Roberts (2-9-12)

CAREER HIGHS

Points: 19 vs. Valparaiso (12-23-11)
Rebounds: 8 vs. Oakland (2-1-12)
Assists: 7 at South Dakota (1-19-12)
FG: 6 - four times
FGA: 14 vs. Oakland (2-1-12)
3FG: 3 - three times
3FGA: 6 vs. Ball State (12-19-11)
FT: 8 - twice
FTA: 10 - twice
Blocks: 4 vs. Valparaiso (12-23-11)
Steals: 4 vs. Texas Southern (11-26-11)
Minutes: 45 at Oral Roberts (2-9-12)

TIMES LEADING TEAM

	Season	Career
Points:	2	2
Rebounds:	1	1
Assists:	5	5
Minutes:	5	5

MISC. STATS

	Season	Career
DD Scoring:	17	17
Dunks:	6	6

▷▷Chiles Notes

Voted to The Summit League All-Newcomer Team... was one of four league newcomers to average double digits in league play... is the youngest of six siblings... older brother Adam began his basketball career at Kentucky before finishing at Murray State and later playing overseas... older sister India was a standout outfielder on the Tennessee softball team from 2004-07 and led the SEC in batting average as a junior... attended the same high school, Louisville Ballard, as IUPUI Head Coach Todd Howard; helped the Bruins to a KHSAA runner-up finish his senior year... attended the same junior college, Wabash Valley, as former IUPUI star Robert Glenn... earned his first career start at Ball State (11/23), finishing with 7 pts and 2 ast... currently IUPUI's leader in consecutive starts, having been in the starting five the past 24 games.

▷▷Chiles Game-by-Game

				Total		3-Pointers		Free throws		Rebounds											
Opponent	Date	gs	min	fg-fga	pct	3fg-fga	pct	ft-fta	pct	off	def	tot	avg	pf	a	t/o	blk	stl	pts	avg
ANDERSON	11/11/11		24	3-5	.600	1-3	.333	4-4	1.000	1	4	5	5.0	1	4	2	2	1	11	11.0
at UALR	11/15/11		11	0-4	.000	0-1	.000	0-0	.000	1	2	3	4.0	1	0	1	0	0	0	5.5
at Milwaukee	11/18/11		16	2-4	.500	0-0	.000	1-2	.500	0	2	2	3.3	0	0	1	1	1	5	5.3
EASTERN MICHIGAN	11/20/11		22	4-7	.571	1-3	.333	8-9	.889	0	1	1	2.8	2	1	1	0	1	17	8.3
at Ball State	11/23/11	*	38	3-8	.375	1-3	.333	0-0	.000	1	1	2	2.6	3	2	0	1	1	7	8.0
TEXAS SOUTHERN	11/26/11	*	31	3-7	.429	1-4	.250	1-2	.500	2	4	6	3.2	1	5	2	1	4	8	8.0
at Georgetown	11/28/11	*	19	1-3	.333	1-2	.500	0-0	.000	1	0	1	2.9	2	1	0	0	0	3	7.3
SOUTH DAKOTA STATE	12/01/11	*	21	6-9	.667	2-4	.500	0-0	.000	1	2	3	2.9	1	0	1	1	1	14	8.1
NORTH DAKOTA STATE	12/03/11	*	16	2-5	.400	0-1	.000	0-0	.000	2	1	3	2.9	3	0	1	1	1	4	7.7
at LOUISVILLE	12/7/11	*	19	2-8	.250	1-4	.250	0-2	.000	0	1	1	2.7	4	0	0	0	1	5	7.4
WESTERN KENTUCKY	12/10/11	*	27	2-5	.400	2-2	1.000	0-0	.000	1	2	3	2.7	3	1	0	0	1	6	7.3
ST. JOSEPH'S (IND.)	12/16/11	*	23	1-4	.250	1-3	.333	3-3	1.000	0	6	6	3.0	0	2	1	0	2	6	7.2
BALL STATE	12/19/11	*	31	6-11	.545	3-6	.500	2-3	.667	1	2	3	3.0	2	2	1	0	1	17	7.9
VALPARAISO	12/23/11	*	30	4-6	.667	3-3	1.000	8-10	.800	0	1	1	2.9	4	0	3	4	0	19	8.7
WESTERN ILLINOIS	12/30/11	*	31	5-9	.556	2-3	.667	3-3	1.000	0	1	1	2.7	0	0	1	0	0	15	9.1
UMKC	01/03/12	*	39	3-5	.600	1-2	.500	6-10	.600	1	2	3	2.8	2	2	4	1	1	13	9.4
at IPFW	01/05/12	*	29	4-6	.667	1-2	.500	4-5	.800	0	1	1	2.6	0	1	2	0	3	13	9.6
at Oakland	01/07/12	*	17	1-4	.250	1-4	.250	2-2	1.000	1	2	3	2.7	3	2	4	0	0	5	9.3
SOUTHERN UTAH	01/12/12	*	32	5-10	.500	2-3	.667	2-4	.500	1	2	3	2.7	1	3	0	0	2	14	9.6
ORAL ROBERTS	01/14/12	*	37	4-13	.308	0-3	.000	2-2	1.000	2	2	4	2.8	1	3	0	3	1	10	9.6
at South Dakota	01/19/12	*	37	6-12	.500	1-2	.500	5-5	1.000	1	2	3	2.8	4	7	4	1	2	18	10.0
at UMKC	01/21/12	*	34	3-6	.500	0-1	.000	4-4	1.000	1	3	4	2.8	3	1	3	1	1	10	10.0
at Western Illinois	1/28/12	*	37	3-7	.429	0-2	.000	0-0	.000	1	2	3	2.8	0	0	3	0	1	6	9.8
OAKLAND	02/01/12	*	37	5-14	.357	3-4	.750	2-3	.667	2	6	8	3.0	1	0	1	0	2	15	10.0
IPFW	02/04/12	*	36	2-7	.286	0-0	.000	4-6	.667	1	5	6	3.2	3	1	2	1	1	8	10.0
at Oral Roberts	02/09/12	*	45	3-9	.333	1-2	.500	1-2	.500	1	4	5	3.2	3	2	2	0	1	8	9.9
at Southern Utah	2/11/12	*	33	3-4	.750	2-2	1.000	6-8	.750	0	6	6	3.3	1	1	4	0	2	14	10.0
SOUTH DAKOTA	02/15/12	*	36	4-8	.500	0-2	.000	0-1	.000	1	0	1	3.3	2	6	4	0	1	8	10.0
at Nicholls Colonels	2/18/12	*	33	3-8	.375	1-3	.333	6-6	1.000	1	4	5	3.3	2	0	1	0	0	13	10.1
at North Dakota State	02/23/12	*	35	4-8	.500	1-2	.500	3-4	.750	1	4	5	3.4	1	1	2	0	0	12	10.1
at South Dakota St.	2/25/12	*	35	6-12	.500	1-3	.333	4-4	1.000	1	4	5	3.4	1	2	2	1	2	17	10.4
Totals		27	911	103-228	.452	34-79	.430	81-104	.779	27	79	106	3.4	55	50	53	19	35	321	10.4

Games played: 31
Minutes/game: 29.4
Points/game: 10.4
FG Pct: 45.2
3FG Pct: 43.0
FT Pct: 77.9

Rebounds/game: 3.4
Assists/game: 1.6
Turnovers/game: 1.7
Assist/turnover ratio: 0.9
Steals/game: 1.1
Blocks/game: 0.6

◤◤Chiles' Career Stats

Year	G-GS	MIN	MPG	FG-A	PCT	3FG-A	PCT	FT-A	PCT	O-D-R	RPG	PF-D	A	TO	B	S	PTS	PPG
2011-12	31-27	911	29.4	103-228	.452	34-79	.430	81-104	.779	27-79-106	3.4	55-0	50	53	19	35	321	10.4
Totals	**31-27**	**911**	**29.4**	**103-228**	**.452**	**34-79**	**.430**	**81-104**	**.779**	**27-79-106**	**3.4**	**55-0**	**50**	**53**	**19**	**35**	**321**	**10.4**

#5 - ALEX YOUNG

6-6 / 212 ▸ Sr. ▸ F ▸ Indianapolis, Ind.
Northwest High School
Click for: Bio I Highlights

SEASON HIGHS

Points: 43 vs. Western Kentucky (12-10-11)
Rebounds: 14 vs. E. Michigan (11-20-11)
Assists: 6 vs. Valparaiso (12-23-11)
FG: 14 vs. Western Kentucky (12-10-11)
FGA: 27 vs. Oral Roberts (1-14-12)
3FG: 6 at Oral Roberts (2-9-12)
3FGA: 13 at IPFW (1-5-12)
FT: 12 vs. Western Kentucky (12-10-11)
FTA: 13 vs. Western Kentucky (12-10-11)
Blocks: 3 vs. UMKC (1-3-12)
Steals: 4 - twice
Minutes: 44 at Oral Roberts (2-9-12)

CAREER HIGHS

Points: 43 vs. Western Kentucky (12-10-11)
Rebounds: 14 vs. E. Michigan (11-20-11)
Assists: 7 vs. UMKC (3-6-11)
FG: 14 vs. Western Kentucky (12-10-11)
FGA: 27 vs. Oral Roberts (1-14-12)
3FG: 6 at Oral Roberts (2-9-12)
3FGA: 13 at IPFW (1-5-12)
FT: 12 vs. Western Kentucky (12-10-11)
FTA: 13 vs. Western Kentucky (12-10-11)
Blocks: 5 at North Dakota State (2-12-11)
Steals: 5 - twice
Minutes: 45 at UMKC (1-20-11)

TIMES LEADING TEAM

	Season	Career
Points:	21	61
Rebounds:	12	36
Assists:	5	22
Minutes:	9	37

MISC. STATS

	Season	Career
DD Scoring:	28	110
20+ Scoring:	19	52
30+ Scoring:	3	6
40+ Scoring:	1	1
DD Rebounding:	1	7
Double-Doubles:	1	7
Dunks:	11	49

▷▷Young Notes

First Team All-Summit League selection for the third straight year, becoming the first in school history to earn three first team ballots... 2011-12 Summit League Preseason Player of the Year... top active scorer in the nation with 2,276 career points... scored IUPUI D1 school record 43 pts vs. WKU (12/10) in his 100th career start... two-time First Team All-Summit League selection... currently third in school history in career points and IUPUI's all-time leader at the Division I level... leads the nation having scored in double figures 110 times in 130 games... has scored 20 or better 52 times in his IUPUI career... was born and raised in Gary, Ind., before moving to Indianapolis in 3rd grade... had his streak of 26 straight games in double-digits snapped with a 5-point output against Milwaukee on Nov. 18... named The Summit League's December Athlete of the Month... became the 13th in school history to grab 500 boards and the 7th in history to hit 150 career threes, both happening in the game against EMU (11/20)... became the fourth player in school history to hit 200 career threes, hitting No. 200 at South Dakota State on Feb. 25... had his streak of 80 consecutive starts snapped at Louisville (12/7)... scored his 1,000th career point at Gonzaga in the 2010-11 season opener and 2,000th career point against Southern Utah on Jan. 12, 2012.

▷▷Young Game-by-Game

				Total		3-Pointers		Free throws		Rebounds											
Opponent	Date	gs	min	fg-fga	pct	3fg-fga	pct	ft-fta	pct	off	def	tot	avg	pf	a	t/o	blk	stl	pts	avg
ANDERSON	11/11/11	*	26	8-16	.500	3-6	.500	1-2	.500	2	6	8	8.0	1	4	0	0	2	20	20.0
at UALR	11/15/11	*	36	6-14	.429	2-5	.400	5-7	.714	0	5	5	6.5	4	2	2	2	1	19	19.5
at Milwaukee	11/18/11	*	15	2-5	.400	0-1	.000	1-2	.500	0	3	3	5.3	5	0	2	0	0	5	14.7
EASTERN MICHIGAN	11/20/11	*	38	7-22	.318	2-11	.182	5-7	.714	5	9	14	7.5	4	0	2	1	1	21	16.3
at Ball State	11/23/11	*	26	3-15	.200	0-6	.000	3-3	1.000	1	5	6	7.2	2	2	3	1	0	9	14.8
TEXAS SOUTHERN	11/26/11	*	31	10-18	.556	5-8	.625	5-6	.833	0	2	2	6.3	1	2	3	0	2	30	17.3
at Georgetown	11/28/11	*	38	4-15	.267	2-7	.286	6-7	.857	2	6	8	6.6	2	2	2	2	0	16	17.1
SOUTH DAKOTA STATE	12/01/11	*	32	9-23	.391	4-9	.444	6-6	1.000	5	4	9	6.9	0	2	3	1	0	28	18.5
NORTH DAKOTA STATE	12/03/11	*	28	6-17	.353	0-6	.000	8-11	.727	1	4	5	6.7	2	1	2	0	1	20	18.7
at LOUISVILLE	12/7/11		25	3-8	.375	1-2	.500	2-2	1.000	2	5	7	6.7	5	3	8	1	3	9	17.7
WESTERN KENTUCKY	12/10/11	*	37	14-20	.700	3-5	.600	12-13	.923	3	6	9	6.9	2	1	2	1	3	43	20.0
ST. JOSEPH'S (IND.)	12/16/11	*	26	5-11	.455	0-2	.000	3-4	.750	1	3	4	6.7	2	2	2	1	1	13	19.4
BALL STATE	12/19/11	*	31	7-16	.438	2-4	.500	6-6	1.000	5	2	7	6.7	2	1	2	2	1	22	19.6
VALPARAISO	12/23/11	*	38	8-19	.421	2-6	.333	9-11	.818	1	4	5	6.6	1	6	3	2	3	27	20.1
WESTERN ILLINOIS	12/30/11	*	36	5-12	.417	2-5	.400	3-4	.750	3	4	7	6.6	3	5	2	1	1	15	19.8
UMKC	01/03/12	*	40	5-12	.417	0-5	.000	8-10	.800	1	5	6	6.6	4	2	1	3	0	18	19.7
at IPFW	01/05/12	*	35	9-24	.375	4-13	.308	3-4	.750	2	4	6	6.5	4	2	3	2	0	25	20.0
at Oakland	01/07/12	*	37	6-21	.286	1-6	.167	9-10	.900	2	3	5	6.4	2	1	0	0	0	22	20.1
SOUTHERN UTAH	01/12/12	*	21	3-10	.300	0-2	.000	4-5	.800	1	2	3	6.3	5	4	5	1	3	10	19.6
ORAL ROBERTS	01/14/12	*	39	11-27	.407	1-6	.167	4-6	.667	3	2	5	6.2	3	2	0	2	4	27	20.0
at South Dakota	01/19/12	*	37	7-17	.412	4-9	.444	9-9	1.000	2	5	7	6.2	3	3	3	0	1	27	20.3
at UMKC	01/21/12	*	38	10-24	.417	1-6	.167	5-7	.714	4	1	5	6.2	2	0	4	0	2	26	20.5
at Western Illinois	1/28/12	*	31	9-18	.500	2-3	.667	2-3	.667	1	3	4	6.1	3	2	3	2	1	22	20.6
OAKLAND	02/01/12	*	31	5-12	.417	1-4	.250	3-4	.750	4	4	8	6.2	4	2	2	1	4	14	20.3
IPFW	02/04/12	*	36	8-15	.533	2-3	.667	3-4	.750	1	4	5	6.1	2	2	5	2	3	21	20.4
at Oral Roberts	02/09/12	*	44	11-21	.524	6-9	.667	6-7	.857	1	6	7	6.2	2	1	2	0	2	34	20.9
at Southern Utah	2/11/12	*	33	7-15	.467	2-5	.400	6-8	.750	0	3	3	6.0	1	0	1	0	2	22	20.9
SOUTH DAKOTA	02/15/12	*	33	6-14	.429	1-3	.333	3-3	1.000	0	3	3	5.9	2	5	1	0	4	16	20.8
at Nicholls Colonels	2/18/12	*	32	8-12	.667	1-1	1.000	8-9	.889	2	4	6	5.9	3	2	1	2	2	25	20.9
at North Dakota State	02/23/12	*	34	8-14	.571	2-3	.667	3-4	.750	1	5	6	5.9	0	0	3	1	1	21	20.9
at South Dakota St.	2/25/12	*	29	6-15	.400	2-8	.250	2-4	.500	0	5	5	5.9	2	2	0	0	1	16	20.7
Totals		30	1013	216-502	.430	58-169	.343	153-188	.814	56	127	183	5.9	78	63	72	31	49	643	20.7

Games played: 31
Minutes/game: 32.7
Points/game: 20.7
FG Pct: 43.0
3FG Pct: 34.3
FT Pct: 81.4

Rebounds/game: 5.9
Assists/game: 2.0
Turnovers/game: 2.3
Assist/turnover ratio: 0.9
Steals/game: 1.6
Blocks/game: 1.0

◤◤Young's Career Stats

Year	G-GS	MIN	MPG	FG-A	PCT	3FG-A	PCT	FT-A	PCT	O-D-R	RPG	PF-D	A	TO	B	S	PTS	PPG
2008-09	30-21	709	23.6	128-291	.440	31-110	.282	37-62	.597	27-78-105	3.5	43-0	23	48	9	24	324	10.8
2009-10	36-36	1136	31.6	242-496	.488	72-182	.396	104-155	.671	49-114-163	4.5	103-6	43	79	22	54	660	18.3
2010-11	33-33	1208	36.6	244-513	.476	40-120	.333	121-165	.733	69-142-211	6.4	88-1	78	113	26	45	649	19.7
2011-12	31-30	1013	32.7	216-502	.430	58-169	.343	153-188	.814	56-127-183	5.9	78-3	63	72	31	49	643	20.7
Totals	**130-120**	**4066**	**31.3**	**830-1802**	**.461**	**201-581**	**.346**	**415-570**	**.728**	**201-461-662**	**5.1**	**312-10**	**207**	**312**	**88**	**172**	**2276**	**17.5**



#10 - JORDAN SHANKLIN

6-0 / 183 ▶ Fr. ▶ G ▶ Bowling Green, Ky.
Warren Central High School
Click for: Bio

SEASON HIGHS

Points: 5 vs. North Dakota State (12-3-11)
Rebounds: 1 - three times
Assists: 3 vs. UMKC (1-3-12)
FG: 2 vs. North Dakota State (12-3-11)
FGA: 6 vs. North Dakota State (12-3-11)
3FG: 1 vs. North Dakota State (12-3-11)
3FGA: 4 vs. North Dakota State (12-3-11)
FT: 3 vs. Valparaiso (12-23-11)
FTA: 4 vs. Valparaiso (12-23-11)
Blocks: ---
Steals: 3 at IPFW (1-5-12)
Minutes: 10 at IPFW (1-5-12)

CAREER HIGHS

Points: 5 vs. North Dakota State (12-3-11)
Rebounds: 1 - three times
Assists: 3 vs. UMKC (1-3-12)
FG: 2 vs. North Dakota State (12-3-11)
FGA: 6 vs. North Dakota State (12-3-11)
3FG: 1 vs. North Dakota State (12-3-11)
3FGA: 4 vs. North Dakota State (12-3-11)
FT: 3 vs. Valparaiso (12-23-11)
FTA: 4 vs. Valparaiso (12-23-11)
Blocks: ---
Steals: 3 at IPFW (1-5-12)
Minutes: 10 at IPFW (1-5-12)

TIMES LEADING TEAM

	Season	Career
Points:	0	0
Rebounds:	0	0
Assists:	1	1
Minutes:	0	0

MISC. STATS

	Season	Career
DD Scoring:	0	0

▷▷Shanklin Notes

Was a high school teammate of George Fant, who is a freshman at Western Kentucky University... played in the IUPUI Red/White Scrimmage (Oct. 27), but suffered an injury at practice the following day... missed the first seven games of the year due to injury before making his college debut against South Dakota State on Dec. 1 (2 min, 1 ast, 0-1 FG)... made his first college start at #5/4 Louisville on Dec. 7 (5 min, 0-2 FG, 1 stl).

▷▷Shanklin Game-by-Game

				Total		3-Pointers		Free throws		Rebounds											
Opponent	Date	gs	min	fg-fga	pct	3fg-fga	pct	ft-fta	pct	off	def	tot	avg	pf	a	t/o	blk	stl	pts	avg
SOUTH DAKOTA STATE	12/01/11		2	0-1	.000	0-1	.000	0-0	.000	0	0	0	0.0	1	1	1	0	0	0	0.0
NORTH DAKOTA STATE	12/03/11		9	2-6	.333	1-4	.250	0-0	.000	0	0	0	0.0	3	1	0	0	1	5	2.5
at LOUISVILLE	12/7/11	*	5	0-2	.000	0-0	.000	0-0	.000	0	0	0	0.0	0	0	1	0	1	0	1.7
WESTERN KENTUCKY	12/10/11		4	0-2	.000	0-1	.000	0-0	.000	0	0	0	0.0	1	0	0	0	0	0	1.3
ST. JOSEPH'S (IND.)	12/16/11		9	1-1	1.000	0-0	.000	0-0	.000	0	1	1	0.2	1	2	2	0	1	2	1.4
BALL STATE	12/19/11		4	0-1	.000	0-0	.000	0-0	.000	0	0	0	0.2	1	0	0	0	0	0	1.2
VALPARAISO	12/23/11		6	0-0	.000	0-0	.000	3-4	.750	0	0	0	0.1	0	0	0	0	0	3	1.4
WESTERN ILLINOIS	12/30/11		8	0-1	.000	0-0	.000	0-0	.000	0	1	1	0.3	2	1	0	0	1	0	1.3
UMKC	01/03/12		8	0-1	.000	0-1	.000	0-0	.000	0	0	0	0.2	0	3	0	0	0	0	1.1
at IPFW	01/05/12		10	1-5	.200	0-0	.000	0-0	.000	0	0	0	0.2	3	0	1	0	3	2	1.2
at Oakland	01/07/12		3	0-1	.000	0-0	.000	0-0	.000	0	0	0	0.2	0	0	0	0	0	0	1.1
SOUTHERN UTAH	01/12/12		8	1-2	.500	0-1	.000	0-0	.000	0	1	1	0.3	0	0	1	0	0	2	1.2
ORAL ROBERTS	01/14/12		2	0-0	.000	0-0	.000	0-0	.000	0	0	0	0.2	0	1	1	0	0	0	1.1
at South Dakota	01/19/12		2	0-0	.000	0-0	.000	0-0	.000	0	0	0	0.2	0	0	0	0	0	0	1.0
at UMKC	01/21/12		4	0-1	.000	0-1	.000	0-0	.000	0	0	0	0.2	0	0	0	0	0	0	0.9
SOUTH DAKOTA	02/15/12		1	0-0	.000	0-0	.000	0-0	.000	0	0	0	0.2	0	1	0	0	0	0	0.9
Totals		1	85	5-24	.208	1-9	.111	3-4	.750	0	3	3	0.2	12	10	7	0	7	14	0.9

Games played: 16
Minutes/game: 5.3
Points/game: 0.9
FG Pct: 20.8
3FG Pct: 11.1
FT Pct: 75.0

Rebounds/game: 0.2
Assists/game: 0.6
Turnovers/game: 0.4
Assist/turnover ratio: 1.4
Steals/game: 0.4

◤◤Shanklin's Career Stats

Year	G-GS	MIN	MPG	FG-A	PCT	3FG-A	PCT	FT-A	PCT	O-D-R	RPG	PF-D	A	TO	B	S	PTS	PPG
2011-12	16-1	85	5.3	5-24	.208	1-9	.111	3-4	.750	0-3-3	0.2	12-0	10	7	0	7	14	0.9
Totals	**16-1**	**85**	**5.3**	**5-24**	**.208**	**1-9**	**.111**	**3-4**	**.750**	**0-3-3**	**0.2**	**12-0**	**10**	**7**	**0**	**7**	**14**	**0.9**



#12 - GREG RICE

5-11 / 188 ▶ So. ▶ G ▶ Indianapolis, Ind.
Ben Davis High School
Click for: Bio

SEASON HIGHS

Points: 11 - twice
Rebounds: 3 - five times
Assists: 2 - five times
FG: 4 - twice
FGA: 7 vs. South Dakota State (12-1-11)
3FG: 3 - twice
3FGA: 5 vs. South Dakota State (12-1-11)
FT: 2 vs. North Dakota State (12-3-11)
FTA: 2 - twice
Blocks: 1 - twice
Steals: 2 at Milwaukee (11-18-11)
Minutes: 24 at Milwaukee (11-18-11)

CAREER HIGHS

Points: 14 vs. Western Illinois (1-9-10)
Rebounds: 4 vs. IU-Northwest (11-16-10)
Assists: 4 at Oakland (1-2-10)
FG: 4 - twice
FGA: 7 vs. South Dakota State (12-1-11)
3FG: 3 - twice
3FGA: 5 vs. South Dakota State (12-1-11)
FT: 6 vs. Western Illinois (1-9-10)
FTA: 9 vs. Western Illinois (1-9-10)
Blocks: 1 - three times
Steals: 2 at Milwaukee (11-18-11)
Minutes: 24 at Milwaukee (11-18-11)

TIMES LEADING TEAM

	Season	Career
Points:	0	0
Rebounds:	0	0
Assists:	1	2
Minutes:	0	0

MISC. STATS

	Season	Career
DD Scoring:	2	3

▷▷Rice Notes

Finally healthy after suffering a myriad of injuries his first two years... was one of the top dual threat quarterbacks in the state of Indiana during his junior and senior years at Indianapolis Ben Davis High School... took over the starting QB job when teammate MarQuise Gray (Minnesota's current QB) was injured... scored in double-digits in both exhibition games including 13 points as a starter against Marian on Nov. 7... is the shortest player on the IUPUI roster at 5-foot-11... earned his first career start in the season opening win over Anderson, posting 7 pts, 3 reb and 2 ast in 18 minutes.

▷▷Rice Game-by-Game

				Total		3-Pointers		Free throws		Rebounds											
Opponent	Date	gs	min	fg-fga	pct	3fg-fga	pct	ft-fta	pct	off	def	tot	avg	pf	a	t/o	blk	stl	pts	avg
ANDERSON	11/11/11	*	18	3-6	.500	1-3	.333	0-0	.000	1	2	3	3.0	3	2	0	0	0	7	7.0
at UALR	11/15/11	*	23	4-6	.667	3-3	1.000	0-0	.000	0	3	3	3.0	3	1	1	0	1	11	9.0
at Milwaukee	11/18/11	*	24	1-4	.250	1-2	.500	0-0	.000	1	1	2	2.7	2	2	1	0	2	3	7.0
EASTERN MICHIGAN	11/20/11	*	15	1-5	.200	0-3	.000	0-2	.000	1	2	3	2.8	0	2	1	0	1	2	5.8
at Ball State	11/23/11		8	0-1	.000	0-1	.000	0-0	.000	0	0	0	2.2	1	1	1	0	0	0	4.6
TEXAS SOUTHERN	11/26/11		6	0-1	.000	0-1	.000	0-0	.000	0	1	1	2.0	1	0	1	1	0	0	3.8
at Georgetown	11/28/11		12	0-2	.000	0-2	.000	0-0	.000	0	1	1	1.9	1	0	0	1	0	0	3.3
SOUTH DAKOTA STATE	12/01/11		18	4-7	.571	3-5	.600	0-1	.000	0	3	3	2.0	3	1	1	0	0	11	4.3
NORTH DAKOTA STATE	12/03/11		17	1-3	.333	0-1	.000	2-2	1.000	1	2	3	2.1	2	2	1	0	1	4	4.2
at LOUISVILLE	12/7/11		2	0-0	.000	0-0	.000	0-0	.000	0	0	0	1.9	0	0	0	0	0	0	3.8
ST. JOSEPH'S (IND.)	12/16/11		2	0-1	.000	0-1	.000	0-0	.000	0	0	0	1.7	0	0	0	0	0	0	3.5
at South Dakota	01/19/12		7	0-0	.000	0-0	.000	0-0	.000	0	1	1	1.7	1	2	0	0	0	0	3.2
at UMKC	01/21/12		6	1-1	1.000	0-0	.000	0-0	.000	0	0	0	1.5	0	0	0	0	0	2	3.1
at Western Illinois	1/28/12		1	0-0	.000	0-0	.000	0-0	.000	0	0	0	1.4	0	0	0	0	0	0	2.9
OAKLAND	02/01/12		4	0-1	.000	0-1	.000	0-0	.000	0	0	0	1.3	0	1	0	0	0	0	2.7
IPFW	02/04/12		3	0-1	.000	0-1	.000	0-0	.000	0	0	0	1.3	0	0	0	0	0	0	2.5
at Southern Utah	2/11/12		2	0-0	.000	0-0	.000	0-0	.000	0	0	0	1.2	0	0	0	0	0	0	2.4
SOUTH DAKOTA	02/15/12		9	0-0	.000	0-0	.000	0-0	.000	0	0	0	1.1	1	1	0	0	0	0	2.2
at Nicholls Colonels	2/18/12		4	0-0	.000	0-0	.000	0-0	.000	0	0	0	1.1	1	0	0	0	0	0	2.1
Totals		4	181	15-39	.385	8-24	.333	2-5	.400	4	16	20	1.1	19	15	7	2	5	40	2.1

Games played: 19
Minutes/game: 9.5
Points/game: 2.1
FG Pct: 38.5
3FG Pct: 33.3
FT Pct: 40.0

Rebounds/game: 1.1
Assists/game: 0.8
Turnovers/game: 0.4
Assist/turnover ratio: 2.1
Steals/game: 0.3
Blocks/game: 0.1

◤◤Rice's Career Stats

Year	G-GS	MIN	MPG	FG-A	PCT	3FG-A	PCT	FT-A	PCT	O-D-R	RPG	PF-D	A	TO	B	S	PTS	PPG
2009-10	11-0	155	14.1	13-26	.500	4-8	.500	12-18	.667	1-11-12	1.1	10-0	15	21	1	4	42	3.8
2010-11	6-0	55	9.2	2-12	.167	0-6	.000	4-4	1.000	3-4-7	1.2	4-0	3	8	0	0	8	1.3
2011-12	19-4	181	9.5	15-39	.385	8-24	.333	2-5	.400	4-16-20	1.1	19-0	15	7	2	5	40	2.1
Totals	**36-4**	**391**	**10.9**	**30-77**	**.390**	**12-38**	**.316**	**18-27**	**.667**	**8-31-39**	**1.1**	**33-0**	**33**	**36**	**3**	**9**	**90**	**2.5**



#20 - SEAN ESPOSITO

6-3 / 205 ▶ Jr. ▶ G ▶ Indianapolis, Ind.
Cathedral High School
Click for: Bio

SEASON HIGHS

Points: 18 vs. Oakland (2-1-12)
Rebounds: 4 - three times
Assists: 3 - twice
FG: 5 - twice
FGA: 9 vs. Oakland (2-1-12)
3FG: 4 - four times
3FGA: 7 vs. Oakland (2-1-12)
FT: 4 vs. Oakland (2-1-12)
FTA: 4 vs. Oakland (2-1-12)
Blocks: 1 - twice
Steals: 3 vs. Anderson (11-11-11)
Minutes: 27 - twice

CAREER HIGHS

Points: 18 - three times
Rebounds: 5 - twice
Assists: 4 vs. IU East (11-25-09)
FG: 6 - twice
FGA: 9 - four times
3FG: 6 - twice
3FGA: 9 vs. IPFW (2-3-11)
FT: 4 vs. Oakland (2-1-12)
FTA: 4 vs. Oakland (2-1-12)
Blocks: 1 - four times
Steals: 3 vs. Anderson (11-11-11)
Minutes: 32 vs. IPFW (2-3-11)

TIMES LEADING TEAM

	Season	Career
Points:	0	0
Rebounds:	0	0
Assists:	1	3
Minutes:	1	1

MISC. STATS

	Season	Career
DD Scoring:	4	10

▷▷Esposito Notes

Switched jersey numbers from #15 to #20 prior to this season... missed his first career free throw earlier this season against South Dakota State (Dec.1) after having played nearly 700 minutes without a miss prior... hit a game-winning three in the closing seconds of the Jaguars' win over San Francisco in Las Vegas last season... has hit six threes in a game twice during his career... high school teammate of fellow IUPUI guard Stephen Thomas... originally attended Indiana University before coming to IUPUI in 2009... was awarded a scholarship prior to his junior campaign... known by his teammates as Espo or Spo... hit 4 3's in four possessions in win over Texas Southern (11/26)... missed three games (Jan. 14-21) to an injury suffered in practice before returning on Jan. 28 at Western Illinois... better than 81 percent (69-of-85) of his makes come from behind the arc while better than 81 percent (174-of-214) attempts are from three for his career.

▷▷Esposito Game-by-Game

				Total		3-Pointers		Free throws		Rebounds											
Opponent	Date	gs	min	fg-fga	pct	3fg-fga	pct	ft-fta	pct	off	def	tot	avg	pf	a	t/o	blk	stl	pts	avg
ANDERSON	11/11/11	*	27	3-7	.429	2-6	.333	0-0	.000	1	2	3	3.0	3	3	0	0	3	8	8.0
at UALR	11/15/11	*	14	0-0	.000	0-0	.000	0-0	.000	0	0	0	1.5	0	0	0	0	0	0	4.0
at Milwaukee	11/18/11		8	0-1	.000	0-1	.000	0-0	.000	0	1	1	1.3	0	0	0	0	0	0	2.7
EASTERN MICHIGAN	11/20/11		8	0-3	.000	0-2	.000	0-0	.000	0	0	0	1.0	2	0	1	0	0	0	2.0
at Ball State	11/23/11		4	0-3	.000	0-3	.000	0-0	.000	1	0	1	1.0	2	0	0	0	0	0	1.6
TEXAS SOUTHERN	11/26/11		13	4-5	.800	4-5	.800	0-0	.000	0	0	0	0.8	1	2	0	0	0	12	3.3
at Georgetown	11/28/11		5	2-4	.500	0-2	.000	2-2	1.000	0	0	0	0.7	0	1	0	0	1	6	3.7
SOUTH DAKOTA STATE	12/01/11		11	1-2	.500	1-2	.500	1-2	.500	0	1	1	0.8	1	1	0	0	0	4	3.8
NORTH DAKOTA STATE	12/03/11		20	4-6	.667	4-6	.667	2-2	1.000	2	2	4	1.1	1	3	0	1	0	14	4.9
at LOUISVILLE	12/7/11	*	27	1-7	.143	1-5	.200	0-0	.000	0	2	2	1.2	0	0	1	0	0	3	4.7
WESTERN KENTUCKY	12/10/11		5	0-0	.000	0-0	.000	0-0	.000	0	1	1	1.2	0	0	0	0	0	0	4.3
ST. JOSEPH'S (IND.)	12/16/11		13	0-1	.000	0-1	.000	0-0	.000	0	0	0	1.1	1	1	1	0	1	0	3.9
at IPFW	01/05/12		1	0-0	.000	0-0	.000	0-0	.000	0	0	0	1.0	0	1	1	0	0	0	3.6
at Oakland	01/07/12		0	0-0	.000	0-0	.000	0-0	.000	0	1	1	1.0	0	0	0	0	0	0	3.4
SOUTHERN UTAH	01/12/12		11	0-3	.000	0-2	.000	0-0	.000	0	0	0	0.9	2	0	0	0	1	0	3.1
at Western Illinois	1/28/12		14	0-1	.000	0-1	.000	0-0	.000	1	1	2	1.0	2	0	1	0	0	0	2.9
OAKLAND	02/01/12		25	5-9	.556	4-7	.571	4-4	1.000	0	4	4	1.2	2	0	2	0	1	18	3.8
IPFW	02/04/12		19	0-2	.000	0-0	.000	0-0	.000	1	2	3	1.3	1	1	1	0	1	0	3.6
at Oral Roberts	02/09/12		7	0-1	.000	0-1	.000	2-2	1.000	0	0	0	1.2	2	1	0	0	0	2	3.5
at Southern Utah	2/11/12		16	2-4	.500	1-3	.333	0-0	.000	0	1	1	1.2	0	0	0	0	0	5	3.6
SOUTH DAKOTA	02/15/12		21	5-8	.625	4-6	.667	1-1	1.000	1	3	4	1.3	4	0	0	0	2	15	4.1
at Nicholls Colonels	2/18/12		20	1-4	.250	1-3	.333	1-2	.500	0	1	1	1.3	0	0	0	1	0	4	4.1
at North Dakota State	02/23/12		21	1-3	.333	1-3	.333	2-2	1.000	0	1	1	1.3	3	0	0	0	1	5	4.2
at South Dakota St.	2/25/12		19	2-6	.333	2-5	.400	0-0	.000	0	1	1	1.3	0	0	2	0	0	6	4.3
Totals		3	329	31-80	.388	25-64	.391	15-17	.882	7	24	31	1.3	27	14	10	2	11	102	4.3

Games played: 24
Minutes/game: 13.7
Points/game: 4.3
FG Pct: 38.8
3FG Pct: 39.1
FT Pct: 88.2

Rebounds/game: 1.3
Assists/game: 0.6
Turnovers/game: 0.4
Assist/turnover ratio: 1.4
Steals/game: 0.5
Blocks/game: 0.1

Esposito's Career Stats

Year	G-GS	MIN	MPG	FG-A	PCT	3FG-A	PCT	FT-A	PCT	O-D-R	RPG	PF-D	A	TO	B	S	PTS	PPG
2009-10	30-0	241	8.0	24-55	.436	22-48	.458	2-2	1.000	7-17-24	0.8	11-0	18	8	1	8	72	2.4
2010-11	27-10	368	13.6	32-85	.376	24-67	.358	2-2	1.000	5-28-33	1.2	30-1	17	10	1	7	90	3.3
2011-12	24-3	329	13.7	31-80	.388	25-64	.391	15-17	.882	7-24-31	1.3	27-0	14	10	2	11	102	4.3
Totals	**81-13**	**938**	**11.6**	**87-220**	**.395**	**71-179**	**.397**	**19-21**	**.905**	**19-69-88**	**1.1**	**68-1**	**49**	**28**	**4**	**26**	**264**	**3.3**



#22 - MARCELLUS BARKSDALE

6-5 / 200 ▶ Fr. ▶ G/F ▶ Lexington, Ky.
Tates Creek High School
Click for: Bio

SEASON HIGHS

Points: 12 - twice
Rebounds: 6 vs. St. Joseph's (12-16-11)
Assists: 3 vs. UMKC (1-3-12)
FG: 4 at Ball State (11-23-11)
FGA: 6 - three times
3FG: 2 at Milwaukee (11-18-11)
3FGA: 4 - twice
FT: 6 at Milwaukee (11-18-11)
FTA: 7 at Milwaukee (11-18-11)
Blocks: 2 at Milwaukee (11-18-11)
Steals: 5 vs. UMKC (1-3-12)
Minutes: 28 vs. UMKC (1-3-12)

CAREER HIGHS

Points: 12 - twice
Rebounds: 6 vs. St. Joseph's (12-16-11)
Assists: 3 vs. UMKC (1-3-12)
FG: 4 at Ball State (11-23-11)
FGA: 6 - three times
3FG: 2 at Milwaukee (11-18-11)
3FGA: 4 - twice
FT: 6 at Milwaukee (11-18-11)
FTA: 7 at Milwaukee (11-18-11)
Blocks: 2 at Milwaukee (11-18-11)
Steals: 5 vs. UMKC (1-3-12)
Minutes: 28 vs. UMKC (1-3-12)

TIMES LEADING TEAM

	Season	Career
Points:	1	1
Rebounds:	0	0
Assists:	1	1
Minutes:	0	0

MISC. STATS

	Season	Career
DD Scoring:	2	2

▷▷Barksdale Notes

Has a twin sister, Martina... his late father Val was a standout free safety on the University of Tennessee football team from 1977-80... is an avid golfer... holds a 3.5 GPA and is majoring in Communication Studies with hopes of being a broadcaster... nickname is Cellus.

▷▷Barksdale Game-by-Game

				Total		3-Pointers		Free throws		Rebounds											
Opponent	Date	gs	min	fg-fga	pct	3fg-fga	pct	ft-fta	pct	off	def	tot	avg	pf	a	t/o	blk	stl	pts	avg
ANDERSON	11/11/11		17	1-3	.333	0-0	.000	0-0	.000	1	0	1	1.0	0	1	1	0	0	2	2.0
at UALR	11/15/11		8	1-1	1.000	0-0	.000	0-0	.000	0	0	0	0.5	1	2	0	0	0	2	2.0
at Milwaukee	11/18/11		22	2-5	.400	2-4	.500	6-7	.857	2	1	3	1.3	2	0	0	2	1	12	5.3
EASTERN MICHIGAN	11/20/11		25	1-3	.333	0-1	.000	1-1	1.000	0	3	3	1.8	3	2	2	0	1	3	4.8
at Ball State	11/23/11		25	4-6	.667	1-2	.500	3-3	1.000	1	0	1	1.6	3	0	2	0	0	12	6.2
TEXAS SOUTHERN	11/26/11		11	2-4	.500	0-1	.000	0-0	.000	0	1	1	1.5	1	0	4	0	0	4	5.8
at Georgetown	11/28/11		10	0-1	.000	0-0	.000	3-6	.500	3	0	3	1.7	0	1	0	0	1	3	5.4
SOUTH DAKOTA STATE	12/01/11		10	0-2	.000	0-1	.000	0-0	.000	1	0	1	1.6	0	1	1	0	0	0	4.8
NORTH DAKOTA STATE	12/03/11		14	1-6	.167	0-2	.000	2-3	.667	4	0	4	1.9	3	2	0	0	1	4	4.7
at LOUISVILLE	12/7/11		16	1-3	.333	1-2	.500	2-2	1.000	0	2	2	1.9	1	0	1	0	1	5	4.7
WESTERN KENTUCKY	12/10/11		20	0-2	.000	0-2	.000	2-4	.500	0	2	2	1.9	2	2	1	0	1	2	4.5
ST. JOSEPH'S (IND.)	12/16/11		20	1-5	.200	0-0	.000	0-0	.000	1	5	6	2.3	1	2	1	0	2	2	4.3
BALL STATE	12/19/11		24	1-3	.333	1-3	.333	1-2	.500	0	4	4	2.4	2	1	0	0	0	4	4.2
VALPARAISO	12/23/11		25	2-5	.400	1-1	1.000	3-4	.750	2	2	4	2.5	1	1	3	1	1	8	4.5
WESTERN ILLINOIS	12/30/11		13	0-0	.000	0-0	.000	1-2	.500	0	1	1	2.4	0	1	1	0	0	1	4.3
UMKC	01/03/12		28	3-4	.750	1-1	1.000	2-3	.667	1	1	2	2.4	1	3	1	0	5	9	4.6
at IPFW	01/05/12		20	0-2	.000	0-1	.000	2-4	.500	2	1	3	2.4	2	1	0	0	1	2	4.4
at Oakland	01/07/12		25	2-6	.333	1-4	.250	3-5	.600	2	0	2	2.4	4	0	3	0	1	8	4.6
SOUTHERN UTAH	01/12/12		19	0-2	.000	0-1	.000	1-2	.500	1	0	1	2.3	1	0	1	0	2	1	4.4
ORAL ROBERTS	01/14/12		17	0-0	.000	0-0	.000	0-0	.000	0	3	3	2.4	3	0	0	0	0	0	4.2
at South Dakota	01/19/12		10	2-2	1.000	0-0	.000	0-0	.000	1	0	1	2.3	1	0	1	0	0	4	4.2
at UMKC	01/21/12		7	0-0	.000	0-0	.000	0-0	.000	0	0	0	2.2	1	0	0	0	0	0	4.0
at Western Illinois	1/28/12		12	2-4	.500	1-2	.500	0-0	.000	0	0	0	2.1	0	2	0	0	0	5	4.0
OAKLAND	02/01/12		10	0-1	.000	0-1	.000	0-0	.000	0	0	0	2.0	2	1	1	0	0	0	3.9
IPFW	02/04/12		8	0-1	.000	0-1	.000	0-0	.000	0	0	0	1.9	1	0	0	0	0	0	3.7
at Oral Roberts	02/09/12		1	0-0	.000	0-0	.000	0-0	.000	0	0	0	1.8	0	0	0	0	0	0	3.6
at Southern Utah	2/11/12		10	0-1	.000	0-0	.000	2-2	1.000	1	2	3	1.9	2	0	0	0	1	2	3.5
SOUTH DAKOTA	02/15/12		3	1-1	1.000	1-1	1.000	0-0	.000	0	2	2	1.9	1	0	1	0	0	3	3.5
at Nicholls Colonels	2/18/12		13	0-1	.000	0-0	.000	4-4	1.000	1	4	5	2.0	3	1	0	0	0	4	3.5
at North Dakota State	02/23/12		14	1-2	.500	0-1	.000	0-0	.000	0	1	1	2.0	2	0	2	0	1	2	3.5
at South Dakota St.	2/25/12		9	0-0	.000	0-0	.000	0-0	.000	0	1	1	1.9	1	0	1	1	0	0	3.4
Totals		0	466	28-76	.368	10-32	.313	38-54	.704	24	36	60	1.9	45	24	28	4	20	104	3.4

Games played: 31
Minutes/game: 15.0
Points/game: 3.4
FG Pct: 36.8
3FG Pct: 31.3
FT Pct: 70.4

Rebounds/game: 1.9
Assists/game: 0.8
Turnovers/game: 0.9
Assist/turnover ratio: 0.9
Steals/game: 0.6
Blocks/game: 0.1

Barksdale' Career Stats

Year	G-GS	MIN	MPG	FG-A	PCT	3FG-A	PCT	FT-A	PCT	O-D-R	RPG	PF-D	A	TO	B	S	PTS	PPG
2011-12	31-0	466	15.0	28-76	.368	10-32	.313	38-54	.704	24-36-60	1.9	45-0	24	28	4	20	104	3.4
Totals	**31-0**	**466**	**15.0**	**28-76**	**.368**	**10-32**	**.313**	**38-54**	**.704**	**24-36-60**	**1.9**	**45-0**	**24**	**28**	**4**	**20**	**104**	**3.4**



#23 - P.J. HUBERT

6-5 / 199 ▶ So. ▶ G ▶ Greenfield, Ind.
Mt. Vernon High School
Click for: Bio

SEASON HIGHS

Points: 3 - twice
Rebounds: ---
Assists: ---
FG: 1 - twice
FGA: 3 vs. Anderson (11-11-11)
3FG: 1 - twice
3FGA: 3 vs. Anderson (11-11-11)
FT: ---
FTA: ---
Blocks: ---
Steals: 1 vs. St. Joseph's (12-16-11)
Minutes: 11 vs. Anderson (11-11-11)

CAREER HIGHS

Points: 15 at Duquesne (12-18-10)
Rebounds: 1 - three times
Assists: 1 - twice
FG: 5 at Duquesne (12-18-10)
FGA: 8 at Duquesne (12-18-10)
3FG: 5 at Duquesne (12-18-10)
3FGA: 6 at Duquesne (12-18-10)
FT: ---
FTA: 1 vs. San Diego State (12-22-10)
Blocks: 1 vs. San Diego State (12-22-10)
Steals: 1 - four times
Minutes: 17 at Duquesne (12-18-10)

TIMES LEADING TEAM

	Season	Career
Points:	0	1
Rebounds:	0	0
Assists:	0	0
Minutes:	0	0

MISC. STATS

	Season	Career
DD Scoring:	0	1

▷▷Hubert Notes

Suffered separate injuries limiting him to just nine games as a freshman... scored 15 points (5-of-6 3's) in his IUPUI debut at Duquesne... was a high school teammate of Daniel Turner (Green Bay), DeArmond Davis (Davenport) and Jake Stafford (Marian)... given name is Peter Joseph Hubert, II.

▷▷Hubert Game-by-Game

				Total		3-Pointers		Free throws		Rebounds											
Opponent	Date	gs	min	fg-fga	pct	3fg-fga	pct	ft-fta	pct	off	def	tot	avg	pf	a	t/o	blk	stl	pts	avg
ANDERSON	11/11/11		11	1-3	.333	1-3	.333	0-0	.000	0	0	0	0.0	2	0	2	0	0	3	3.0
EASTERN MICHIGAN	11/20/11		1	0-1	.000	0-0	.000	0-0	.000	0	0	0	0.0	0	0	0	0	0	0	1.5
ST. JOSEPH'S (IND.)	12/16/11		2	1-1	1.000	1-1	1.000	0-0	.000	0	0	0	0.0	0	0	1	0	1	3	2.0
SOUTH DAKOTA	02/15/12		1	0-0	.000	0-0	.000	0-0	.000	0	0	0	0.0	0	0	0	0	0	0	1.5
Totals		0	15	2-5	.400	2-4	.500	0-0	.000	0	0	0	0.0	2	0	3	0	1	6	1.5

Games played: 4
Minutes/game: 3.8
Points/game: 1.5
FG Pct: 40.0
3FG Pct: 50.0

Turnovers/game: 0.8
Steals/game: 0.3

Hubert's Career Stats

Year	G-GS	MIN	MPG	FG-A	PCT	3FG-A	PCT	FT-A	PCT	O-D-R	RPG	PF-D	A	TO	B	S	PTS	PPG
2010-11	9-2	74	8.2	7-15	.467	7-13	.538	0-1	.000	1-2-3	0.4	2-0	2	5	1	3	21	2.3
2011-12	4-0	15	3.8	2-5	.400	2-4	.500	0-0	.000	0-0-0	0.0	2-0	0	3	0	1	6	1.5
Totals	**13-2**	**89**	**6.8**	**9-20**	**.450**	**9-17**	**.529**	**0-1**	**.000**	**1-2-3**	**0.2**	**4-0**	**2**	**8**	**1**	**4**	**27**	**2.1**



#24 - NICK KITCOFF

6-7 / 191 ▶ Jr. ▶ G/F ▶ Indianapolis, Ind.
Pike High School / Ancilla College
Click for: Bio

SEASON HIGHS

Points: 4 vs. Anderson (11-11-11)
Rebounds: ---
Assists: ---
FG: 1 vs. Anderson (11-11-11)
FGA: 1 vs. Anderson (11-11-11)
3FG: ---
3FGA: ---
FT: 2 vs. Anderson (11-11-11)
FTA: 2 vs. Anderson (11-11-11)
Blocks: 2 vs. Anderson (11-11-11)
Steals: ---
Minutes: 4 vs. Anderson (11-11-11)

CAREER HIGHS

Points: 4 vs. Anderson (11-11-11)
Rebounds: 3 vs. IU-Northwest (11-16-10)
Assists: 1 - twice
FG: 1 vs. Anderson (11-11-11)
FGA: 2 vs. IU-Northwest (11-16-10)
3FG: ---
3FGA: 2 vs. IU-Northwest (11-16-10)
FT: 2 vs. Anderson (11-11-11)
FTA: 2 vs. Anderson (11-11-11)
Blocks: 2 - twice
Steals: ---
Minutes: 6 vs. IU-Northwest (11-16-10)

TIMES LEADING TEAM

	Season	Career
Points:	0	0
Rebounds:	0	0
Assists:	0	0
Minutes:	0	0

MISC. STATS

	Season	Career
DD Scoring:	0	0

▷▷Kitcoff Notes

Graduated from Indianapolis Pike High School before attending Ancilla College for one season; was the first Division I signee under head coach Steve Helm... has the highest GPA on the team among the upperclassmen at 3.42... redshirted in 2009-10 before appearing in 14 games as a sophomore in 2010-11... scored the first points of his IUPUI career in the 2011-12 season opener against Anderson, hitting a pair of free throws and a layup in the win

▷▷Kitcoff Game-by-Game

				Total		3-Pointers		Free throws		Rebounds											
Opponent	Date	gs	min	fg-fga	pct	3fg-fga	pct	ft-fta	pct	off	def	tot	avg	pf	a	t/o	blk	stl	pts	avg
ANDERSON	11/11/11		4	1-1	1.000	0-0	.000	2-2	1.000	0	0	0	0.0	2	0	0	2	0	4	4.0
ST. JOSEPH'S (IND.)	12/16/11		1	0-0	.000	0-0	.000	0-0	.000	0	0	0	0.0	0	0	0	0	0	0	2.0
SOUTH DAKOTA	02/15/12		1	0-0	.000	0-0	.000	0-0	.000	0	0	0	0.0	0	0	0	0	0	0	1.3
Totals		0	6	1-1	1.000	0-0	.000	2-2	1.000	0	0	0	0.0	2	0	0	2	0	4	1.3

Games played: 3
Minutes/game: 2.0
Points/game: 1.3
FG Pct: 100.0
FT Pct: 100.0

Blocks/game: 0.7

Kitcoff's Career Stats

Year	G-GS	MIN	MPG	FG-A	PCT	3FG-A	PCT	FT-A	PCT	O-D-R	RPG	PF-D	A	TO	B	S	PTS	PPG
2009-10	Did not play - Redshirted																	
2010-11	14-0	28	2.0	0-4	.000	0-4	.000	0-0	.000	1-3-4	0.3	3-0	2	1	2	0	0	0.0
2011-12	3-0	6	2.0	1-1	1.000	0-0	.000	2-2	1.000	0-0-0	0.0	2-0	0	0	2	0	4	1.3
Totals	**17-0**	**34**	**2.0**	**1-5**	**.200**	**0-4**	**.000**	**2-2**	**1.000**	**1-3-4**	**0.2**	**5-0**	**2**	**1**	**4**	**0**	**4**	**0.2**



#30 - DONOVAN GIBBS

6-7 / 200 ▸ So. ▸ F ▸ Louisville, Ky.
Iroquois High School
Click for: Bio

SEASON HIGHS

Points: 12 vs. South Dakota St. (12-1-11)
Rebounds: 7 - twice
Assists: 4 vs. South Dakota St. (12-1-11)
FG: 6 vs. South Dakota State (12-1-11)
FGA: 11 vs. South Dakota State (12-1-11)
3FG: 1 - twice
3FGA: 2 - twice
FT: 3 vs. South Dakota (2-15-12)
FTA: 4 - twice
Blocks: 2 vs. Anderson (11-11-11)
Steals: 3 at Oakland (1-7-12)
Minutes: 34 vs. South Dakota St. (12-1-11)

CAREER HIGHS

Points: 12 - three times
Rebounds: 7 - three times
Assists: 4 vs. South Dakota St. (12-1-11)
FG: 6 - twice
FGA: 11 vs. South Dakota State (12-1-11)
3FG: 1 - twice
3FGA: 2 - twice
FT: 3 vs. South Dakota (2-15-12)
FTA: 4 - three times
Blocks: 2 - three times
Steals: 3 at Oakland (1-7-12)
Minutes: 34 vs. South Dakota St. (12-1-11)

TIMES LEADING TEAM

	Season	Career
Points:	0	0
Rebounds:	3	3
Assists:	0	0
Minutes:	0	0

MISC. STATS

	Season	Career
DD Scoring:	2	5
Dunks:	1	5

▷▷Gibbs Notes

Scored 12 points in a game twice as a freshman including at No. 3 Ohio State in early December... nickname is Don... played in all 33 games a year ago, making one start... after not hitting a three in four attempts as a freshman, made one in each of the first two games of his sophomore year... tied his career-high with seven rebounds at UALR (11/15) while playing a career-high 32 minutes... matched his career-high with 12 pts in loss to SDSU (12/1) while dishing a career-best 4 assists... has played in all but one game in his IUPUI career.

▷▷Gibbs Game-by-Game

				Total		3-Pointers		Free throws		Rebounds											
Opponent	Date	gs	min	fg-fga	pct	3fg-fga	pct	ft-fta	pct	off	def	tot	avg	pf	a	t/o	blk	stl	pts	avg
ANDERSON	11/11/11	*	22	1-5	.200	1-2	.500	0-0	.000	2	2	4	4.0	1	2	1	2	1	3	3.0
at UALR	11/15/11	*	32	5-8	.625	1-2	.500	0-2	.000	2	5	7	5.5	3	1	1	0	0	11	7.0
at Milwaukee	11/18/11	*	24	0-4	.000	0-1	.000	0-0	.000	0	2	2	4.3	1	0	1	0	0	0	4.7
EASTERN MICHIGAN	11/20/11	*	12	0-1	.000	0-0	.000	2-2	1.000	1	1	2	3.8	1	0	0	0	0	2	4.0
at Ball State	11/23/11		3	0-0	.000	0-0	.000	0-0	.000	1	0	1	3.2	1	0	0	0	0	0	3.2
TEXAS SOUTHERN	11/26/11		11	0-0	.000	0-0	.000	0-0	.000	0	1	1	2.8	0	0	0	0	0	0	2.7
at Georgetown	11/28/11		6	0-0	.000	0-0	.000	0-0	.000	0	0	0	2.4	1	0	0	0	0	0	2.3
SOUTH DAKOTA STATE	12/01/11		34	6-11	.545	0-0	.000	0-0	.000	2	4	6	2.9	1	4	0	0	1	12	3.5
NORTH DAKOTA STATE	12/03/11		27	2-5	.400	0-0	.000	2-4	.500	3	4	7	3.3	4	0	1	0	1	6	3.8
at LOUISVILLE	12/7/11	*	20	1-3	.333	0-0	.000	0-0	.000	1	0	1	3.1	2	0	1	0	0	2	3.6
WESTERN KENTUCKY	12/10/11		12	2-3	.667	0-0	.000	0-0	.000	1	0	1	2.9	2	0	1	0	0	4	3.6
ST. JOSEPH'S (IND.)	12/16/11		16	1-5	.200	0-0	.000	0-0	.000	0	3	3	2.9	1	0	1	1	0	2	3.5
BALL STATE	12/19/11		15	2-5	.400	0-0	.000	0-0	.000	1	3	4	3.0	0	2	0	1	0	4	3.5
VALPARAISO	12/23/11		9	2-3	.667	0-0	.000	2-2	1.000	1	0	1	2.9	1	0	1	0	0	6	3.7
WESTERN ILLINOIS	12/30/11		14	2-5	.400	0-0	.000	0-0	.000	0	4	4	2.9	2	2	0	0	1	4	3.7
UMKC	01/03/12		5	1-2	.500	0-0	.000	0-0	.000	0	0	0	2.8	0	0	0	0	0	2	3.6
at IPFW	01/05/12		3	0-0	.000	0-0	.000	0-0	.000	0	0	0	2.6	0	0	1	0	0	0	3.4
at Oakland	01/07/12		15	1-4	.250	0-0	.000	0-0	.000	1	1	2	2.6	3	0	1	1	3	2	3.3
SOUTHERN UTAH	01/12/12		6	0-1	.000	0-0	.000	0-0	.000	1	0	1	2.5	1	0	1	0	0	0	3.2
ORAL ROBERTS	01/14/12		21	4-5	.800	0-0	.000	0-2	.000	2	3	5	2.6	3	0	1	0	0	8	3.4
at South Dakota	01/19/12		3	0-0	.000	0-0	.000	0-0	.000	1	1	2	2.6	0	0	0	0	0	0	3.2
at UMKC	01/21/12		0	0-0	.000	0-0	.000	0-0	.000	0	0	0	2.5	0	0	0	0	0	0	3.1
at Western Illinois	1/28/12		2	1-1	1.000	0-0	.000	0-0	.000	0	0	0	2.3	0	0	0	0	1	2	3.0
IPFW	02/04/12		4	0-0	.000	0-0	.000	0-0	.000	0	0	0	2.3	1	0	1	0	0	0	2.9
at Oral Roberts	02/09/12		7	1-1	1.000	0-0	.000	0-0	.000	0	0	0	2.2	0	0	1	0	0	2	2.9
at Southern Utah	2/11/12		14	1-2	.500	0-0	.000	0-0	.000	0	2	2	2.2	2	0	0	0	0	2	2.8
SOUTH DAKOTA	02/15/12		11	2-2	1.000	0-0	.000	3-4	.750	0	0	0	2.1	0	0	0	1	0	7	3.0
at Nicholls Colonels	2/18/12		3	1-1	1.000	0-0	.000	0-0	.000	0	0	0	2.0	1	0	1	0	0	2	3.0
at North Dakota State	02/23/12		7	2-4	.500	0-0	.000	2-2	1.000	0	1	1	2.0	1	0	1	0	0	6	3.1
at South Dakota St.	2/25/12		19	1-2	.500	0-0	.000	0-0	.000	1	0	1	1.9	2	0	0	0	0	2	3.0
Totals		5	377	39-83	.470	2-5	.400	11-18	.611	21	37	58	1.9	35	11	16	6	8	91	3.0

Games played: 30
Minutes/game: 12.6
Points/game: 3.0
FG Pct: 47.0
3FG Pct: 40.0
FT Pct: 61.1

Rebounds/game: 1.9
Assists/game: 0.4
Turnovers/game: 0.5
Assist/turnover ratio: 0.7
Steals/game: 0.3
Blocks/game: 0.2

◤◤Gibbs' Career Stats

Year	G-GS	MIN	MPG	FG-A	PCT	3FG-A	PCT	FT-A	PCT	O-D-R	RPG	PF-D	A	TO	B	S	PTS	PPG
2010-11	33-1	416	12.6	39-72	.542	0-4	.000	8-18	.444	16-51-67	2.0	27-0	12	9	11	4	86	2.6
2011-12	30-5	377	12.6	39-83	.470	2-5	.400	11-18	.611	21-37-58	1.9	35-0	11	16	6	8	91	3.0
Totals	**63-6**	**793**	**12.6**	**78-155**	**.503**	**2-9**	**.222**	**19-36**	**.528**	**37-88-125**	**2.0**	**62-0**	**23**	**25**	**17**	**12**	**177**	**2.8**

#50 - MITCHELL PATTON

6-9 / 248 ▸ So. ▸ C ▸ Vincennes, Ind.
South Knox High School
Click for: Bio

SEASON HIGHS

Points: 13 vs. St. Joseph's (12-16-11)
Rebounds: 10 vs. St. Joseph's (12-16-11)
Assists: 2 - twice
FG: 6 vs. St. Joseph's (12-16-11)
FGA: 15 vs. St. Joseph's (12-16-11)
3FG: 1 at Louisville (12-7-11)
3FGA: 2 at Louisville (12-7-11)
FT: 3 vs. Southern Utah (1-12-12)
FTA: 4 - four times
Blocks: 2 - three times
Steals: 1 - eight times
Minutes: 25 vs. St. Joseph's (12-16-11)

CAREER HIGHS

Points: 13 - twice
Rebounds: 10 vs. St. Joseph's (12-16-11)
Assists: 2 - twice
FG: 6 - twice
FGA: 15 vs. St. Joseph's (12-16-11)
3FG: 2 vs. San Diego State (11-21-10)
3FGA: 4 vs. San Diego State (11-21-10)
FT: 4 - twice
FTA: 4 - six times
Blocks: 3 vs. Centenary (12-2-10)
Steals: 1 - 10 times
Minutes: 26 vs. San Diego St. (11-21-10)

TIMES LEADING TEAM

	Season	Career
Points:	0	1
Rebounds:	2	2
Assists:	0	0
Minutes:	0	0

MISC. STATS

	Season	Career
DD Scoring:	3	5
DD Rebounding:	1	1
Double-Doubles:	1	1
Dunks:	2	2

▷▷Patton Notes

Made his first career start against nationally ranked San Diego State as a freshman, scoring 12 points on 5-of-7 shooting including hitting a pair of threes... played high school basketball for his uncle Joe Patton at South Knox H.S.... tallest player on the IUPUI roster at 6-foot-9... tied his career-high with four rebounds in the season opening win over Anderson and also had his first career dunk that night... after missing just three free throws his entire freshman season, missed four in the first two games of the season... recorded his first career assist in 31st career game with a helper at Milwaukee on Nov. 18... scored 11 pts in the loss at Georgetown (11/28)... first career double-double came vs. St. Joseph's on Dec. 16 (13 pts, 10 reb).

▷▷Patton Game-by-Game

				Total		3-Pointers		Free throws		Rebounds											
Opponent	Date	gs	min	fg-fga	pct	3fg-fga	pct	ft-fta	pct	off	def	tot	avg	pf	a	t/o	blk	stl	pts	avg
ANDERSON	11/11/11		11	3-6	.500	0-0	.000	2-4	.500	3	1	4	4.0	2	0	0	1	0	8	8.0
at UALR	11/15/11		17	3-7	.429	0-1	.000	2-4	.500	1	1	2	3.0	2	0	2	0	1	8	8.0
at Milwaukee	11/18/11		8	0-1	.000	0-0	.000	0-0	.000	0	0	0	2.0	0	1	0	2	0	0	5.3
EASTERN MICHIGAN	11/20/11		8	0-2	.000	0-0	.000	0-1	.000	0	1	1	1.8	2	0	0	0	1	0	4.0
at Ball State	11/23/11		4	0-1	.000	0-0	.000	0-0	.000	0	0	0	1.4	0	0	0	0	0	0	3.2
TEXAS SOUTHERN	11/26/11		9	1-2	.500	0-0	.000	1-2	.500	2	2	4	1.8	1	0	1	1	0	3	3.2
at Georgetown	11/28/11		24	5-10	.500	0-1	.000	1-4	.250	1	3	4	2.1	0	0	0	1	0	11	4.3
SOUTH DAKOTA STATE	12/01/11		6	1-1	1.000	0-0	.000	0-0	.000	0	0	0	1.9	1	1	0	0	0	2	4.0
NORTH DAKOTA STATE	12/03/11	*	6	1-2	.500	0-0	.000	2-2	1.000	0	1	1	1.8	0	0	0	0	1	4	4.0
at LOUISVILLE	12/7/11	*	16	3-6	.500	1-2	.500	0-0	.000	3	1	4	2.0	0	2	0	0	1	7	4.3
WESTERN KENTUCKY	12/10/11	*	23	2-8	.250	0-1	.000	2-2	1.000	2	7	9	2.6	1	1	1	1	0	6	4.5
ST. JOSEPH'S (IND.)	12/16/11	*	25	6-15	.400	0-0	.000	1-2	.500	3	7	10	3.3	2	0	1	0	1	13	5.2
BALL STATE	12/19/11	*	11	1-4	.250	0-0	.000	0-0	.000	0	2	2	3.2	2	1	0	0	0	2	4.9
VALPARAISO	12/23/11	*	13	3-6	.500	0-1	.000	0-0	.000	0	3	3	3.1	3	2	1	1	0	6	5.0
WESTERN ILLINOIS	12/30/11	*	19	4-7	.571	0-0	.000	2-4	.500	2	2	4	3.2	4	1	1	0	0	10	5.3
UMKC	01/03/12	*	9	2-5	.400	0-0	.000	0-0	.000	0	2	2	3.1	3	0	0	0	0	4	5.3
at IPFW	01/05/12	*	18	3-7	.429	0-0	.000	1-1	1.000	3	2	5	3.2	4	0	0	0	0	7	5.4
at Oakland	01/07/12	*	16	1-1	1.000	0-0	.000	0-0	.000	1	0	1	3.1	4	1	1	0	0	2	5.2
SOUTHERN UTAH	01/12/12		14	3-7	.429	0-0	.000	3-3	1.000	1	2	3	3.1	3	0	0	1	0	9	5.4
ORAL ROBERTS	01/14/12		8	4-5	.800	0-0	.000	0-0	.000	0	2	2	3.1	3	0	0	0	0	8	5.5
at South Dakota	01/19/12		7	0-3	.000	0-0	.000	2-2	1.000	0	0	0	2.9	1	1	0	0	1	2	5.3
at UMKC	01/21/12		3	0-1	.000	0-0	.000	0-0	.000	0	1	1	2.8	1	0	0	0	0	0	5.1
at Western Illinois	1/28/12		2	0-1	.000	0-0	.000	0-0	.000	0	0	0	2.7	0	0	0	0	0	0	4.9
OAKLAND	02/01/12		3	0-1	.000	0-0	.000	0-0	.000	0	0	0	2.6	0	0	0	0	0	0	4.7
IPFW	02/04/12		4	0-2	.000	0-0	.000	0-0	.000	1	0	1	2.5	2	0	0	1	0	0	4.5
at Oral Roberts	02/09/12		4	1-2	.500	0-0	.000	0-0	.000	1	1	2	2.5	1	0	0	2	1	2	4.4
at Southern Utah	2/11/12		15	2-2	1.000	0-0	.000	2-3	.667	1	1	2	2.5	2	1	0	0	0	6	4.4
SOUTH DAKOTA	02/15/12		4	0-1	.000	0-0	.000	0-0	.000	1	0	1	2.4	0	0	2	0	0	0	4.3
at Nicholls Colonels	2/18/12		6	0-1	.000	0-0	.000	1-2	.500	1	0	1	2.4	1	0	0	0	0	1	4.2
at North Dakota State	02/23/12		9	1-2	.500	0-0	.000	0-0	.000	1	1	2	2.4	2	0	0	2	1	2	4.1
at South Dakota St.	2/25/12		5	0-3	.000	0-0	.000	0-0	.000	0	0	0	2.3	1	0	0	0	0	0	4.0
Totals		10	327	50-122	.410	1-6	.167	22-36	.611	28	43	71	2.3	48	12	10	13	8	123	4.0

Games played: 31
Minutes/game: 10.5
Points/game: 4.0
FG Pct: 41.0
3FG Pct: 16.7
FT Pct: 61.1

Rebounds/game: 2.3
Assists/game: 0.4
Turnovers/game: 0.3
Assist/turnover ratio: 1.2
Steals/game: 0.3
Blocks/game: 0.4

◤◤Patton's Career Stats

Year	G-GS	MIN	MPG	FG-A	PCT	3FG-A	PCT	FT-A	PCT	O-D-R	RPG	PF-D	A	TO	B	S	PTS	PPG
2010-11	28-6	198	7.1	23-57	.404	4-12	.333	19-22	.864	10-9-19	0.7	28-0	0	11	10	2	69	2.5
2011-12	31-10	327	10.5	50-122	.410	1-6	.167	22-36	.611	28-43-71	2.3	48-0	12	10	13	8	123	4.0
Totals	**59-16**	**525**	**8.9**	**73-179**	**.408**	**5-18**	**.278**	**41-58**	**.707**	**38-52-90**	**1.5**	**76-0**	**12**	**21**	**23**	**10**	**192**	**3.3**



#55 - CHRISTIAN SIAKAM

6-7 / 245 ▶ Sr. ▶ F ▶ Cincinnati, Ohio
Harmony Community School
Click for: Bio | Highlights

SEASON HIGHS

Points: 23 vs. Oakland (2-1-12)
Rebounds: 13 vs. S. Dakota St. (12-1-11)
Assists: 3 - twice
FG: 11 vs. Oakland (2-1-12)
FGA: 16 vs. Oakland (2-1-12)
3FG: 1 - twice
3FGA: 2 at Louisville (12-7-11)
FT: 5 - three times
FTA: 7 at Milwaukee (11-18-11)
Blocks: 2 - twice
Steals: 3 - twice
Minutes: 41 at Oral Roberts (2-9-12)

CAREER HIGHS

Points: 23 vs. Oakland (2-1-12)
Rebounds: 15 vs. Oral Roberts (3-7-11)
Assists: 3 - twice
FG: 11 vs. Oakland (2-1-12)
FGA: 17 vs. Oral Roberts (3-7-11)
3FG: 1 - twice
3FGA: 2 at Louisville (12-7-11)
FT: 5 - five times
FTA: 7 - twice
Blocks: 3 - six times
Steals: 3 - three times
Minutes: 41 at Oral Roberts (2-9-12)

TIMES LEADING TEAM

	Season	Career
Points:	3	4
Rebounds:	13	30
Assists:	3	3
Minutes:	0	0

MISC. STATS

	Season	Career
DD Scoring:	11	28
20+ Scoring:	2	4
DD Rebounding:	4	14
Double-Doubles:	2	9
Dunks:	0	2

▷▷Siakam Notes

One of six siblings, originally from Douala, Cameroon... older brother Boris played at Western Kentucky and younger brother James is a redshirt freshman at Vanderbilt... speaks five languages.. was valedictorian of his graduating class at Harmony Community High School in Cincinnati... finished his junior year with double-doubles in four of the Jags' final five games including a career-high 21 points and 15 boards in the season finale... matched his career-high with 21 points in the 2011-12 season opener, including hitting the first three of his IUPUI career... had his 8th career double-double against South Dakota State on Dec. 1 with 11 points and a season-high 13 rebounds.

▷▷Siakam Game-by-Game

				Total		3-Pointers		Free throws		Rebounds										
Opponent	Date	gs	min	fg-fga	pct	3fg-fga	pct	ft-fta	pct	off	def	tot	avg	pf	a	t/o	blk	stl	pts	avg
ANDERSON	11/11/11	*	20	9-12	.750	1-1	1.000	2-2	1.000	6	3	9	9.0	1	0	1	0	1	21	21.0
at UALR	11/15/11	*	22	4-4	1.000	0-0	.000	1-2	.500	1	1	2	5.5	3	2	2	0	0	9	15.0
at Milwaukee	11/18/11	*	31	2-5	.400	0-0	.000	5-7	.714	2	2	4	5.0	4	1	2	0	0	9	13.0
EASTERN MICHIGAN	11/20/11	*	11	0-3	.000	0-0	.000	2-2	1.000	1	1	2	4.3	4	2	0	0	0	2	10.3
at Ball State	11/23/11	*	36	4-6	.667	0-0	.000	0-0	.000	5	5	10	5.4	4	0	3	0	3	8	9.8
TEXAS SOUTHERN	11/26/11	*	21	2-4	.500	0-0	.000	0-0	.000	7	3	10	6.2	4	1	1	0	0	4	8.8
at Georgetown	11/28/11	*	16	3-7	.429	0-0	.000	0-0	.000	1	3	4	5.9	4	1	1	0	0	6	8.4
SOUTH DAKOTA STATE	12/01/11	*	31	4-10	.400	0-0	.000	3-4	.750	4	9	13	6.8	3	0	1	0	2	11	8.8
NORTH DAKOTA STATE	12/03/11		22	3-11	.273	0-0	.000	2-3	.667	4	2	6	6.7	4	1	2	0	2	8	8.7
at LOUISVILLE	12/7/11		26	3-11	.273	1-2	.500	0-0	.000	4	3	7	6.7	3	3	2	0	1	7	8.5
WESTERN KENTUCKY	12/10/11		16	2-4	.500	0-0	.000	1-2	.500	2	1	3	6.4	4	0	2	0	0	5	8.2
ST. JOSEPH'S (IND.)	12/16/11		4	2-2	1.000	0-0	.000	0-0	.000	1	1	2	6.0	5	0	1	0	1	4	7.8
BALL STATE	12/19/11		21	2-4	.500	0-0	.000	3-3	1.000	1	3	4	5.8	4	0	1	0	0	7	7.8
VALPARAISO	12/23/11		10	1-1	1.000	0-0	.000	0-0	.000	1	4	5	5.8	4	0	3	0	0	2	7.4
WESTERN ILLINOIS	12/30/11		18	2-5	.400	0-0	.000	2-2	1.000	1	4	5	5.7	4	1	2	0	0	6	7.3
UMKC	01/03/12		22	2-4	.500	0-0	.000	2-2	1.000	2	2	4	5.6	2	0	0	0	2	6	7.2
at IPFW	01/05/12		13	2-4	.500	0-0	.000	0-0	.000	1	2	3	5.5	5	0	2	0	1	4	7.0
at Oakland	01/07/12		12	1-4	.250	0-0	.000	0-0	.000	1	0	1	5.2	4	1	0	1	0	2	6.7
SOUTHERN UTAH	01/12/12	*	26	4-4	1.000	0-0	.000	2-4	.500	3	3	6	5.3	4	0	3	0	0	10	6.9
ORAL ROBERTS	01/14/12	*	19	2-5	.400	0-0	.000	0-0	.000	1	4	5	5.3	4	0	0	0	0	4	6.8
at South Dakota	01/19/12	*	29	6-10	.600	0-0	.000	3-3	1.000	4	3	7	5.3	3	0	3	0	1	15	7.1
at UMKC	01/21/12	*	36	4-7	.571	0-0	.000	0-0	.000	2	5	7	5.4	1	1	2	1	1	8	7.2
at Western Illinois	1/28/12	*	36	7-8	.875	0-0	.000	2-3	.667	4	4	8	5.5	3	2	3	0	1	16	7.6
OAKLAND	02/01/12	*	32	11-16	.688	0-0	.000	1-3	.333	2	7	9	5.7	4	3	0	2	1	23	8.2
IPFW	02/04/12	*	27	5-11	.455	0-0	.000	5-5	1.000	4	3	7	5.7	4	1	3	0	2	15	8.5
at Oral Roberts	02/09/12	*	41	4-7	.571	0-0	.000	3-4	.750	2	4	6	5.7	4	2	1	0	0	11	8.6
at Southern Utah	2/11/12	*	24	1-3	.333	0-0	.000	5-6	.833	1	2	3	5.6	2	0	2	2	1	7	8.5
SOUTH DAKOTA	02/15/12	*	29	8-11	.727	0-0	.000	1-1	1.000	5	4	9	5.8	3	1	2	2	0	17	8.8
at Nicholls Colonels	2/18/12	*	28	7-8	.875	0-0	.000	0-0	.000	0	3	3	5.7	1	3	2	1	0	14	9.0
at North Dakota State	02/23/12	*	31	4-11	.364	0-0	.000	2-2	1.000	6	5	11	5.8	4	1	3	0	3	10	9.0
at South Dakota St.	2/25/12	*	31	4-6	.667	0-0	.000	0-0	.000	2	4	6	5.8	2	2	1	0	1	8	9.0
Totals		21	741	115-208	.553	2-3	.667	47-60	.783	81	100	181	5.8	105	29	51	9	24	279	9.0

Games played: 31
Minutes/game: 23.9
Points/game: 9.0
FG Pct: 55.3
3FG Pct: 66.7
FT Pct: 78.3

Rebounds/game: 5.8
Assists/game: 0.9
Turnovers/game: 1.6
Assist/turnover ratio: 0.6
Steals/game: 0.8
Blocks/game: 0.3

Siakam's Career Stats

Year	G-GS	MIN	MPG	FG-A	PCT	3FG-A	PCT	FT-A	PCT	O-D-R	RPG	PF-D	A	TO	B	S	PTS	PPG
2007-08	Did not play - redshirted																	
2008-09	14-0	60	4.3	8-13	.615	0-0	.000	3-5	.600	6-6-12	0.9	8-0	0	6	2	1	19	1.4
2009-10	32-0	159	5.0	21-38	.553	0-0	.000	9-13	.692	17-21-38	1.2	38-0	5	10	6	5	51	1.6
2010-11	33-27	777	23.5	134-213	.629	0-0	.000	38-51	.745	108-119-227	6.9	113-6	12	36	26	18	306	9.3
2011-12	31-21	741	23.9	115-208	.553	2-3	.667	47-60	.783	81-100-181	5.8	105-2	29	51	9	24	279	9.0
Totals	**110-48**	**1737**	**15.8**	**278-472**	**.589**	**2-3**	**.667**	**97-129**	**.752**	**212-246-458**	**4.2**	**264-8**	**46**	**103**	**43**	**48**	**655**	**6.0**

Game #1

Official Basketball Box Score -- Game Totals -- Final Statistics
Anderson vs IUPUI
11/11/11 7:00 p.m. at Indianapolis, Ind. (The Jungle)

Anderson 68 • 0-1

##	Player		Total FG-FGA	3-Ptr FG-FGA	FT-FTA	Reb Off	Reb Def	Reb Tot	PF	TP	A	TO	Blk	Stl	Min
05	REED, Justin	f	4-5	0-0	0-0	0	1	1	1	8	3	3	0	1	19
22	BOWMAN, Andrew	f	3-9	0-1	0-0	1	0	1	2	6	1	1	0	0	23
44	MORRISON, Brock	f	3-7	1-3	0-0	2	4	6	1	7	1	1	0	0	21
03	HOGAN, Phil	g	9-15	0-4	4-6	0	1	1	0	22	3	2	0	0	30
10	RILEY, Jason	g	1-5	0-0	1-2	1	3	4	0	3	3	0	0	1	32
12	McCLOUD, Jamares		1-1	1-1	0-0	0	0	0	1	3	0	0	0	1	4
15	ATHERTON, Cody		0-1	0-0	0-0	0	0	0	1	0	1	0	0	0	4
21	HOUCK, Alex		0-1	0-0	0-0	0	0	0	0	0	0	1	0	0	4
24	HEITKAMP, Ross		0-0	0-0	0-0	0	0	0	0	0	0	3	0	0	8
30	LARRICK, Andrew		1-3	0-0	0-0	1	0	1	1	2	0	0	0	0	6
32	JACKSON, Cody		0-1	0-1	0-0	0	0	0	1	0	1	0	0	0	7
33	GLEASON, Levi		2-2	0-0	0-0	1	0	1	1	4	0	1	0	0	10
40	ELAM, Joel		0-4	0-2	6-6	2	2	4	1	6	0	1	0	0	12
42	GROSS, Nate		3-6	0-0	1-2	1	1	2	2	7	0	0	0	0	16
52	BRECKENRIDGE, Carson		0-1	0-0	0-0	1	2	3	1	0	0	0	0	0	4
	Team					3	3	6							
	Totals		27-61	2-12	12-16	13	17	30	13	68	13	13	0	3	200

FG % 1st Half: 13-29 44.8% 2nd half: 14-32 43.8% Game: 27-61 44.3%
3FG % 1st Half: 1-6 16.7% 2nd half: 1-6 16.7% Game: 2-12 16.7%
FT % 1st Half: 2-4 50.0% 2nd half: 10-12 83.3% Game: 12-16 75.0%
Deadball Rebounds 3

IUPUI 101 • 1-0

##	Player		Total FG-FGA	3-Ptr FG-FGA	FT-FTA	Reb Off	Reb Def	Reb Tot	PF	TP	A	TO	Blk	Stl	Min
05	YOUNG, Alex	f	8-16	3-6	1-2	2	6	8	1	20	4	0	0	2	26
30	GIBBS, Donovan	f	1-5	1-2	0-0	2	2	4	1	3	2	1	2	1	22
55	SIAKAM, Christian	f	9-12	1-1	2-2	6	3	9	1	21	0	1	0	1	20
12	RICE, Greg	g	3-6	1-3	0-0	1	2	3	3	7	2	0	0	0	18
20	ESPOSITO, Sean	g	3-7	2-6	0-0	1	2	3	3	8	3	0	0	3	27
01	GAINES, Lyonell		6-8	0-0	2-2	1	1	2	1	14	2	0	2	0	20
04	CHILES, Ian		3-5	1-3	4-4	1	4	5	1	11	4	2	2	1	24
22	BARKSDALE, Marcellus		1-3	0-0	0-0	1	0	1	0	2	1	1	0	0	17
23	HUBERT, P.J.		1-3	1-3	0-0	0	0	0	2	3	0	2	0	0	11
24	KITCOFF, Nick		1-1	0-0	2-2	0	0	0	2	4	0	0	2	0	4
50	PATTON, Mitchell		3-6	0-0	2-4	3	1	4	2	8	0	0	1	0	11
	Team					0	1	1							
	Totals		39-72	10-24	13-16	18	22	40	17	101	18	7	9	8	200

FG % 1st Half: 21-36 58.3% 2nd half: 18-36 50.0% Game: 39-72 54.2%
3FG % 1st Half: 6-12 50.0% 2nd half: 4-12 33.3% Game: 10-24 41.7%
FT % 1st Half: 4-5 80.0% 2nd half: 9-11 81.8% Game: 13-16 81.3%
Deadball Rebounds 1

Officials: Bryan Anslinger (R), Greg Webb, Cornell "Moe" Kincaid
Technical fouls: Anderson-None. IUPUI-None.
Attendance: 1215
Todd Howard makes his IUPUI head coaching debut

Score by periods	1st	2nd	Total
Anderson	29	39	**68**
IUPUI	52	49	**101**

Points	In Paint	Off T/O	2nd Chance	Fast Break	Bench
AU	34	6	13	4	22
IUPUI	56	23	23	8	42

Last FG - AU 2nd-01:27, IUPUI 2nd-01:10.
Largest lead - AU None, IUPUI by 38 2nd-03:41.
Score tied - 0 times.
Lead changed - 0 times.

Game #2

Official Basketball Box Score -- Game Totals -- Final Statistics
IUPUI vs UALR
11/15/11 7 pm at Little Rock, Ark. (Jack Stephens Center)

IUPUI 70 • 1-1

##	Player		Total FG-FGA	3-Ptr FG-FGA	FT-FTA	Reb Off	Reb Def	Reb Tot	PF	TP	A	TO	Blk	Stl	Min
05	YOUNG, Alex	*	6-14	2-5	5-7	0	5	5	4	19	2	2	2	1	36
12	RICE, Greg	*	4-6	3-3	0-0	0	3	3	3	11	1	1	0	1	23
20	ESPOSITO, Sean	*	0-0	0-0	0-0	0	0	0	0	0	0	0	0	0	14
30	GIBBS, Donovan	*	5-8	1-2	0-2	2	5	7	3	11	1	1	0	0	32
55	SIAKAM, Christian	*	4-4	0-0	1-2	1	1	2	3	9	2	2	0	0	22
01	GAINES, Lyonell		0-2	0-1	0-0	0	1	1	0	0	0	0	0	0	8
02	THOMAS, Stephen		4-9	0-2	2-2	0	3	3	2	10	3	2	0	1	29
04	CHILES, Ian		0-4	0-1	0-0	1	2	3	1	0	0	1	0	0	11
22	BARKSDALE, Marcellus		1-1	0-0	0-0	0	0	0	1	2	2	0	0	0	8
50	PATTON, Mitchell		3-7	0-1	2-4	1	1	2	2	8	0	2	0	1	17
	Team					2	3	5							
	Totals		27-55	6-15	10-17	7	24	31	19	70	11	11	2	4	200

FG % 1st Half: 12-28 42.9% 2nd half: 15-27 55.6% Game: 27-55 49.1%
3FG % 1st Half: 2-7 28.6% 2nd half: 4-8 50.0% Game: 6-15 40.0%
FT % 1st Half: 6-11 54.5% 2nd half: 4-6 66.7% Game: 10-17 58.8%
Deadball Rebounds 2

UALR 75 • 2-1

##	Player		Total FG-FGA	3-Ptr FG-FGA	FT-FTA	Reb Off	Reb Def	Reb Tot	PF	TP	A	TO	Blk	Stl	Min
02	SUTHERLAND, Tramar	f	3-6	1-1	2-3	2	2	4	1	9	1	0	0	1	26
12	JACKSON, Courtney	f	6-9	0-0	0-0	1	2	3	2	12	1	0	0	0	24
44	JAVES, Michael	f	2-5	0-0	4-6	1	5	6	2	8	0	2	5	0	26
10	WILLIAMS, D'Andre	g	2-8	1-3	0-0	0	7	7	2	5	4	2	0	0	27
13	GUY, Chuck	g	6-13	1-5	8-10	0	0	0	2	21	2	1	0	3	35
05	LAWTON, Eric		1-6	0-3	2-2	0	2	2	0	4	1	0	0	1	15
21	LOUZEIRO, Marlon		1-2	0-0	0-0	2	1	3	3	2	0	0	0	0	8
23	LOCKHART, Taggart		1-2	1-1	0-0	1	1	2	0	3	0	1	0	0	7
24	DILLARD, Ben		0-2	0-0	2-2	1	2	3	1	2	1	1	0	1	12
53	NEIGHBOUR, Will		4-6	1-2	0-0	1	4	5	2	9	0	1	1	0	20
	Team					3	0	3							
	Totals		26-59	5-15	18-23	12	26	38	15	75	10	8	6	6	200

FG % 1st Half: 16-35 45.7% 2nd half: 10-24 41.7% Game: 26-59 44.1%
3FG % 1st Half: 4-8 50.0% 2nd half: 1-7 14.3% Game: 5-15 33.3%
FT % 1st Half: 7-8 87.5% 2nd half: 11-15 73.3% Game: 18-23 78.3%
Deadball Rebounds 2

Officials: John Moore, Nathan Bemis, Brett Miles
Technical fouls: IUPUI-None. UALR-None.
Attendance: 2153

Score by periods	1st	2nd	Total
IUPUI	32	38	**70**
UALR	43	32	**75**

Points	In Paint	Off T/O	2nd Chance	Fast Break	Bench
IUPUI	26	7	4	0	20
UALR	38	17	12	6	20

Last FG - IUPUI 2nd-00:03, UALR 2nd-01:33.
Largest lead - IUPUI by 3 1st-17:26, UALR by 16 1st-01:01.
Score tied - 1 time.
Lead changed - 2 times.

Game #3

Official Basketball Box Score -- Game Totals -- Final Statistics
IUPUI vs Milwaukee
11/18/11 7 p.m. at Milwaukee, Wis. (U.S. Cellular Arena)

IUPUI 49 • 1-2

##	Player		Total FG-FGA	3-Ptr FG-FGA	FT-FTA	Reb Off	Reb Def	Reb Tot	PF	TP	A	TO	Blk	Stl	Min
30	GIBBS, Donovan	f	0-4	0-1	0-0	0	2	2	1	0	0	1	0	0	24
55	SIAKAM, Christian	f	2-5	0-0	5-7	2	2	4	4	9	1	2	0	0	31
02	THOMAS, Stephen	g	3-13	0-4	2-2	0	2	2	2	8	2	1	0	0	35
05	YOUNG, Alex	g	2-5	0-1	1-2	0	3	3	5	5	0	2	0	0	15
12	RICE, Greg	g	1-4	1-2	0-0	1	1	2	2	3	2	1	0	2	24
01	GAINES, Lyonell		3-8	0-2	1-2	5	0	5	1	7	0	4	1	0	17
04	CHILES, Ian		2-4	0-0	1-2	0	2	2	0	5	0	1	1	1	16
20	ESPOSITO, Sean		0-1	0-1	0-0	0	1	1	0	0	0	0	0	0	8
22	BARKSDALE, Marcellus		2-5	2-4	6-7	2	1	3	2	12	0	0	2	1	22
50	PATTON, Mitchell		0-1	0-0	0-0	0	0	0	0	0	1	0	2	0	8
	Team					1	3	4							
	Totals		15-50	3-15	16-22	11	17	28	17	49	6	12	6	4	200

FG % 1st Half: 10-24 41.7% 2nd half: 5-26 19.2% Game: 15-50 30.0%
3FG % 1st Half: 1-5 20.0% 2nd half: 2-10 20.0% Game: 3-15 20.0%
FT % 1st Half: 2-4 50.0% 2nd half: 14-18 77.8% Game: 16-22 72.7%
Deadball Rebounds 4

Milwaukee 62 • 3-0

##	Player		Total FG-FGA	3-Ptr FG-FGA	FT-FTA	Reb Off	Reb Def	Reb Tot	PF	TP	A	TO	Blk	Stl	Min
03	KELM, Kyle	f	5-8	1-3	3-4	2	3	5	3	14	1	2	0	3	28
42	HAARSMA, James	f	4-8	1-3	2-2	4	3	7	2	11	1	2	0	0	22
01	McCALLUM, Ja'Rob	g	0-4	0-1	3-4	0	0	0	4	3	0	2	0	1	16
02	WILLIAMS, Kaylon	g	2-7	0-2	2-2	2	6	8	1	6	8	4	0	2	37
04	ALLEN, Ryan	g	7-9	0-1	0-0	1	3	4	4	14	2	2	1	0	33
05	BOGA, Shaquille		0-0	0-0	0-0	0	0	0	0	0	0	1	0	0	1
14	GULLEY, Paris		2-7	0-3	0-0	0	5	5	1	4	2	1	0	0	23
15	HARRIS, Demetrius		0-0	0-0	0-2	0	0	0	0	0	0	0	0	0	1
20	ROELKE, Mitch		0-0	0-0	0-0	0	0	0	0	0	0	0	0	0	1
22	RICHARD, Evan		4-8	0-0	2-2	1	3	4	2	10	0	0	0	0	21
33	GUSTAVSON, Quinton		0-0	0-0	0-0	0	0	0	0	0	0	0	0	0	1
44	HAGGERTY, Ryan		0-4	0-1	0-0	1	1	2	1	0	0	0	3	0	16
	Team					3	2	5							
	Totals		24-55	2-14	12-16	14	26	40	18	62	14	14	4	6	200

FG % 1st Half: 12-23 52.2% 2nd half: 12-32 37.5% Game: 24-55 43.6%
3FG % 1st Half: 2-6 33.3% 2nd half: 0-8 0.0% Game: 2-14 14.3%
FT % 1st Half: 5-8 62.5% 2nd half: 7-8 87.5% Game: 12-16 75.0%
Deadball Rebounds 4

Officials: Patrick Evans, Kevin Mathis, Jeff Spedoske
Technical fouls: IUPUI-YOUNG, Alex. Milwaukee-None.
Attendance: 3022
IUPUI #05 Alex Young fouled out 3:52 remaining

Score by periods	1st	2nd	Total
IUPUI	23	26	**49**
Milwaukee	31	31	**62**

Points	In Paint	Off T/O	2nd Chance	Fast Break	Bench
IUPUI	20	15	6	7	24
UWM	34	10	10	2	14

Last FG - IUPUI 2nd-00:42, UWM 2nd-01:14.
Largest lead - IUPUI by 2 2nd-16:00, UWM by 16 2nd-00:50.
Score tied - 4 times.
Lead changed - 4 times.

Game #4

Official Basketball Box Score -- Game Totals -- Final Statistics
Eastern Michigan vs IUPUI
11/20/11 4:00 p.m. at Indianapolis, Ind. (The Jungle)

Eastern Michigan 66 • 3-1

##	Player		Total FG-FGA	3-Ptr FG-FGA	FT-FTA	Reb Off	Reb Def	Reb Tot	PF	TP	A	TO	Blk	Stl	Min
32	HARRIS, Jamell	f	3-5	0-0	0-2	2	7	9	5	6	0	1	1	0	30
45	BALKEMA, Matt	c	4-8	0-0	5-7	0	3	3	3	13	2	2	0	1	19
05	THOMPSON, Derek	g	0-2	0-1	0-0	1	2	3	0	0	0	1	0	0	11
13	GREEN, Antonio	g	3-7	1-4	7-8	2	5	7	1	14	2	0	0	1	35
34	LAMPLEY, Darrell	g	5-10	2-4	4-6	0	2	2	4	16	6	3	0	0	33
02	SIMS, J.R.		4-6	0-2	3-5	0	3	3	4	11	1	4	0	2	32
03	HARPER, Austin		0-0	0-0	0-0	0	0	0	0	0	0	2	0	0	6
20	DAILEY, Quintin		0-1	0-0	0-0	1	1	2	0	0	0	1	0	0	4
33	STRICKLAND, Anthony		0-0	0-0	2-2	0	1	1	2	2	0	0	1	0	9
51	JANTON, Kamil		2-2	0-0	0-0	0	6	6	2	4	0	2	0	0	21
	Team					1	1	2	1						
	Totals		21-41	3-11	21-30	7	31	38	22	66	11	16	2	4	200

FG % 1st Half: 8-20 40.0% 2nd half: 13-21 61.9% Game: 21-41 51.2%
3FG % 1st Half: 1-5 20.0% 2nd half: 2-6 33.3% Game: 3-11 27.3%
FT % 1st Half: 11-14 78.6% 2nd half: 10-16 62.5% Game: 21-30 70.0%
Deadball Rebounds 1

IUPUI 64 • 1-3

##	Player		Total FG-FGA	3-Ptr FG-FGA	FT-FTA	Reb Off	Reb Def	Reb Tot	PF	TP	A	TO	Blk	Stl	Min
05	YOUNG, Alex	f	7-22	2-11	5-7	5	9	14	4	21	0	2	1	1	38
30	GIBBS, Donovan	f	0-1	0-0	2-2	1	1	2	1	2	0	0	0	0	12
55	SIAKAM, Christian	f	0-3	0-0	2-2	1	1	2	4	2	2	0	0	0	11
02	THOMAS, Stephen	g	2-7	1-3	2-2	1	1	2	1	7	7	1	0	1	34
12	RICE, Greg	g	1-5	0-3	0-2	1	2	3	0	2	2	1	0	1	15
01	GAINES, Lyonell		4-7	0-0	2-2	5	2	7	1	10	1	1	0	1	26
04	CHILES, Ian		4-7	1-3	8-9	0	1	1	2	17	1	1	0	1	22
20	ESPOSITO, Sean		0-3	0-2	0-0	0	0	0	2	0	0	1	0	0	8
22	BARKSDALE, Marcellus		1-3	0-1	1-1	0	3	3	3	3	2	2	0	1	25
23	HUBERT, P.J.		0-1	0-0	0-0	0	0	0	0	0	0	0	0	0	1
50	PATTON, Mitchell		0-2	0-0	0-1	0	1	1	2	0	0	0	0	1	8
	Team					1	0	1							
	Totals		19-61	4-23	22-28	15	21	36	20	64	15	9	1	7	200

FG % 1st Half: 7-30 23.3% 2nd half: 12-31 38.7% Game: 19-61 31.1%
3FG % 1st Half: 1-13 7.7% 2nd half: 3-10 30.0% Game: 4-23 17.4%
FT % 1st Half: 10-16 62.5% 2nd half: 12-12 100.0 Game: 22-28 78.6%
Deadball Rebounds 2

Officials: Frank Spencer (R), Dave Cronin, John Yorkovich
Technical fouls: Eastern Michigan-TEAM. IUPUI-YOUNG, Alex.
Attendance: 1065
Auto-Owners Insurance Spartan Classic
Harris (EMU) fouls out at 5:48 (2nd)

Score by periods	1st	2nd	Total
Eastern Michigan	28	38	**66**
IUPUI	25	39	**64**

Points	In Paint	Off T/O	2nd Chance	Fast Break	Bench
EMU	32	10	4	6	17
IUPUI	30	15	11	4	30

Last FG - EMU 2nd-00:18, IUPUI 2nd-00:01.
Largest lead - EMU by 10 1st-13:34, IUPUI by 3 2nd-18:38.
Score tied - 14 times.
Lead changed - 14 times.

Game #5

Official Basketball Box Score -- Game Totals -- Final Statistics
IUPUI vs Ball State
11/23/11 7 p.m. at Muncie, Ind. -- Worthen Arena

IUPUI 62 • 1-4

##	Player		Total FG-FGA	3-Ptr FG-FGA	FT-FTA	Reb Off	Def	Tot	PF	TP	A	TO	Blk	Stl	Min
05	YOUNG, Alex	f	3-15	0-6	3-3	1	5	6	2	9	2	3	1	0	26
55	SIAKAM, Christian	f	4-6	0-0	0-0	5	5	10	4	8	0	3	0	3	36
01	GAINES, Lyonell	g	4-5	0-1	0-1	2	1	3	0	8	1	3	0	0	21
02	THOMAS, Stephen	g	6-12	4-7	2-2	0	3	3	4	18	6	2	0	1	35
04	CHILES, Ian	g	3-8	1-3	0-0	1	1	2	3	7	2	0	1	1	38
12	RICE, Greg		0-1	0-1	0-0	0	0	0	1	0	1	1	0	0	8
20	ESPOSITO, Sean		0-3	0-3	0-0	1	0	1	2	0	0	0	0	0	4
22	BARKSDALE, Marcellus		4-6	1-2	3-3	1	0	1	3	12	0	2	0	0	25
30	GIBBS, Donovan		0-0	0-0	0-0	1	0	1	1	0	0	0	0	0	3
50	PATTON, Mitchell		0-1	0-0	0-0	0	0	0	0	0	0	0	0	0	4
	Team					0	0	0							
	Totals		24-57	6-23	8-9	12	15	27	20	62	12	14	2	5	200

FG % 1st Half: 10-24 41.7% 2nd half: 14-33 42.4% Game: 24-57 42.1%
3FG % 1st Half: 3-10 30.0% 2nd half: 3-13 23.1% Game: 6-23 26.1%
FT % 1st Half: 2-3 66.7% 2nd half: 6-6 100.0 Game: 8-9 88.9%
Deadball Rebounds 0

Ball State 69 • 1-2

##	Player		Total FG-FGA	3-Ptr FG-FGA	FT-FTA	Reb Off	Def	Tot	PF	TP	A	TO	Blk	Stl	Min
02	KAMIENIECKI, Matt	f	0-4	0-0	1-4	5	3	8	4	1	2	3	1	0	22
20	BOND, Chris	f	2-7	0-0	0-0	3	4	7	1	4	2	1	1	0	31
45	JONES, Jarrod	f	10-16	0-0	6-7	3	3	6	2	26	0	4	0	2	34
03	DAVIS, Randy	g	3-5	1-3	6-6	1	3	4	3	13	8	1	1	0	33
34	KOCH, Tyler	g	1-4	1-3	1-2	0	4	4	1	4	2	3	0	0	19
04	SCAIFE, Jauwan		4-6	4-6	3-4	0	1	1	1	15	1	0	0	1	22
11	ADEOYE, Aaron		3-5	0-0	0-2	2	1	3	2	6	0	1	0	0	18
23	SNEED, Pierre		0-1	0-0	0-0	0	0	0	0	0	0	0	0	0	3
32	BERRY, Jesse		0-2	0-1	0-2	0	0	0	0	0	0	2	0	1	18
	Team					2	3	5				1			
	Totals		23-50	6-13	17-27	16	22	38	14	69	15	16	3	4	200

FG % 1st Half: 14-27 51.9% 2nd half: 9-23 39.1% Game: 23-50 46.0%
3FG % 1st Half: 4-10 40.0% 2nd half: 2-3 66.7% Game: 6-13 46.2%
FT % 1st Half: 5-8 62.5% 2nd half: 12-19 63.2% Game: 17-27 63.0%
Deadball Rebounds 6

Officials: Bo Boroski, Larry Scirotto & Kevin O'Connell
Technical fouls: IUPUI-None. Ball State-None.
Attendance: 3225
Ball State's 2011-12 home opener.

Score by periods	1st	2nd	Total
IUPUI	25	37	**62**
Ball State	37	32	**69**

Points	In Paint	Off T/O	2nd Chance	Fast Break	Bench
IUPUI	30	12	7	8	12
BSU	28	19	14	2	21

Last FG - IUPUI 2nd-01:22, BSU 2nd-03:09.
Largest lead - IUPUI by 1 1st-19:10, BSU by 12 1st-00:08.
Score tied - 0 times.
Lead changed - 4 times.

Game #6

Official Basketball Box Score -- Game Totals -- Final Statistics
Texas Southern vs IUPUI
11/26/11 7:00 p.m. at Indianapolis, Ind. (The Jungle)

Texas Southern 55 • 1-4

##	Player		Total FG-FGA	3-Ptr FG-FGA	FT-FTA	Reb Off	Def	Tot	PF	TP	A	TO	Blk	Stl	Min
32	CLAYBORN, Aaron	f	0-1	0-0	3-4	2	2	4	3	3	0	2	0	0	18
25	PRICE, Timothy	c	2-4	0-0	1-2	3	2	5	1	5	0	1	1	1	22
01	ONWENU, Patrick	g	1-3	0-1	0-0	0	0	0	1	2	1	1	2	1	11
02	ELLINGTON, Dexter	g	4-11	0-1	0-0	0	2	2	0	8	3	0	0	2	28
11	JOHNSON-DANNER,La	g	3-15	1-9	1-2	0	2	2	0	8	4	1	0	2	31
03	KING, Daniel		0-1	0-0	0-2	0	0	0	0	0	0	0	0	1	5
04	STURDIVANT, Fred		4-7	0-0	1-1	4	1	5	4	9	0	3	1	1	23
05	STRONG, Omar		3-13	1-7	5-7	1	1	2	2	12	0	2	0	1	28
12	JOYNER, DaQuan		1-3	0-0	0-0	3	2	5	4	2	0	1	0	0	12
15	SCOTT, D'Angelo		3-3	0-0	0-0	0	2	2	0	6	1	0	0	2	15
34	GIBBS, Madarious		0-0	0-0	0-0	0	2	2	0	0	1	2	0	0	7
	Team					3	5	8				1			
	Totals		21-61	2-18	11-18	16	21	37	15	55	10	14	4	11	200

FG % 1st Half: 11-26 42.3% 2nd half: 10-35 28.6% Game: 21-61 34.4%
3FG % 1st Half: 1-6 16.7% 2nd half: 1-12 8.3% Game: 2-18 11.1%
FT % 1st Half: 5-7 71.4% 2nd half: 6-11 54.5% Game: 11-18 61.1%
Deadball Rebounds 4

IUPUI 74 • 2-4

##	Player		Total FG-FGA	3-Ptr FG-FGA	FT-FTA	Reb Off	Def	Tot	PF	TP	A	TO	Blk	Stl	Min
01	GAINES, Lyonell	f	2-9	0-1	2-2	1	9	10	3	6	3	2	0	0	31
05	YOUNG, Alex	f	10-18	5-8	5-6	0	2	2	1	30	2	3	0	2	31
55	SIAKAM, Christian	f	2-4	0-0	0-0	7	3	10	4	4	1	1	0	0	21
02	THOMAS, Stephen	g	3-8	1-6	0-0	0	2	2	1	7	7	1	0	1	36
04	CHILES, Ian	g	3-7	1-4	1-2	2	4	6	1	8	5	2	1	4	31
12	RICE, Greg		0-1	0-1	0-0	0	1	1	1	0	0	1	1	0	6
20	ESPOSITO, Sean		4-5	4-5	0-0	0	0	0	1	12	2	0	0	0	13
22	BARKSDALE, Marcellus		2-4	0-1	0-0	0	1	1	1	4	0	4	0	0	11
30	GIBBS, Donovan		0-0	0-0	0-0	0	1	1	0	0	0	0	0	0	11
50	PATTON, Mitchell		1-2	0-0	1-2	2	2	4	1	3	0	1	1	0	9
	Team					0	2	2							
	Totals		27-58	11-26	9-12	12	27	39	14	74	20	15	3	7	200

FG % 1st Half: 11-28 39.3% 2nd half: 16-30 53.3% Game: 27-58 46.6%
3FG % 1st Half: 4-13 30.8% 2nd half: 7-13 53.8% Game: 11-26 42.3%
FT % 1st Half: 2-4 50.0% 2nd half: 7-8 87.5% Game: 9-12 75.0%
Deadball Rebounds 1

Officials: Mike Sanzere (R), Eric Curry, Chris Beaver
Technical fouls: Texas Southern-TEAM. IUPUI-None.
Attendance: 774
Auto-Owners Insurance Spartan Classic

Score by periods	1st	2nd	Total
Texas Southern	28	27	**55**
IUPUI	28	46	**74**

Points	In Paint	Off T/O	2nd Chance	Fast Break	Bench
TXSOM	36	14	8	16	29
IUPUI	30	16	15	10	19

Last FG - TXSOM 2nd-03:22, IUPUI 2nd-01:43.
Largest lead - TXSOM by 6 1st-16:10, IUPUI by 19 2nd-05:07.
Score tied - 5 times.
Lead changed - 7 times.

Game #7

Official Basketball Box Score -- Game Totals -- Final Statistics
IUPUI vs Georgetown
11/28/11 7:00 at Verizon Center

IUPUI 58 • 2-5

##	Player		Total FG-FGA	3-Ptr FG-FGA	FT-FTA	Reb Off	Def	Tot	PF	TP	A	TO	Blk	Stl	Min
01	GAINES, Lyonell	*	4-8	0-0	0-0	5	1	6	1	8	1	2	0	0	34
02	THOMAS, Stephen	*	2-10	0-4	1-2	2	5	7	2	5	4	4	0	2	36
04	CHILES, Ian	*	1-3	1-2	0-0	1	0	1	2	3	1	0	0	0	19
05	YOUNG, Alex	*	4-15	2-7	6-7	2	6	8	2	16	2	2	2	0	38
55	SIAKAM, Christian	*	3-7	0-0	0-0	1	3	4	4	6	1	1	0	0	16
12	RICE, Greg		0-2	0-2	0-0	0	1	1	1	0	0	0	1	0	12
20	ESPOSITO, Sean		2-4	0-2	2-2	0	0	0	0	6	1	0	0	1	5
22	BARKSDALE, Marcellus		0-1	0-0	3-6	3	0	3	0	3	1	0	0	1	10
30	GIBBS, Donovan		0-0	0-0	0-0	0	0	0	1	0	0	0	0	0	6
50	PATTON, Mitchell		5-10	0-1	1-4	1	3	4	0	11	0	0	1	0	24
	Team					1	1	2							
	Totals		21-60	3-18	13-21	16	20	36	13	58	11	9	4	4	200

FG % 1st Half: 11-27 40.7% 2nd half: 10-33 30.3% Game: 21-60 35.0%
3FG % 1st Half: 2-8 25.0% 2nd half: 1-10 10.0% Game: 3-18 16.7%
FT % 1st Half: 7-8 87.5% 2nd half: 6-13 46.2% Game: 13-21 61.9%
Deadball Rebounds 3

Georgetown 81 • 5-1

##	Player		Total FG-FGA	3-Ptr FG-FGA	FT-FTA	Reb Off	Def	Tot	PF	TP	A	TO	Blk	Stl	Min
01	THOMPSON, Hollis	*	9-15	2-5	1-1	2	8	10	3	21	2	0	0	2	30
05	STARKS, Markel	*	6-9	0-1	1-2	1	0	1	0	13	4	3	0	0	31
14	SIMS, Henry	*	6-10	0-0	2-2	1	3	4	4	14	3	1	1	0	25
21	CLARK, Jason	*	1-7	0-4	5-6	0	3	3	1	7	0	2	0	0	29
34	LUBICK, Nate	*	3-9	1-1	1-2	6	8	14	3	8	5	0	1	1	26
00	ADAMS, Tyler		0-0	0-0	0-0	0	0	0	0	0	0	0	0	0	0+
02	WHITTINGTON, Greg		3-7	1-4	0-0	0	0	0	3	7	1	0	0	0	16
03	HOPKINS, Mikael		1-2	0-0	0-0	0	0	0	0	2	0	0	0	0	2
22	PORTER, Otto		3-5	0-1	0-0	4	3	7	2	6	4	1	0	1	26
23	BOWEN, Aaron		1-1	1-1	0-0	0	1	1	1	3	0	0	0	0	2
25	CAPRIO, John		0-0	0-0	0-0	0	0	0	0	0	1	0	0	0	0+
55	TRAWICK, Jabril		0-2	0-1	0-0	0	2	2	1	0	0	0	1	0	13
	Team					1	0	1							
	Totals		33-67	5-18	10-13	15	28	43	18	81	20	7	3	4	200

FG % 1st Half: 13-32 40.6% 2nd half: 20-35 57.1% Game: 33-67 49.3%
3FG % 1st Half: 2-9 22.2% 2nd half: 3-9 33.3% Game: 5-18 27.8%
FT % 1st Half: 4-6 66.7% 2nd half: 6-7 85.7% Game: 10-13 76.9%
Deadball Rebounds 2

Officials: Karl Hess, Brent Hamptom, Tony Chiazza
Technical fouls: IUPUI-SIAKAM, Christian. Georgetown-SIMS, Henry.
Attendance: 6854

Score by periods	1st	2nd	Total
IUPUI	31	27	**58**
Georgetown	32	49	**81**

Points	In Paint	Off T/O	2nd Chance	Fast Break	Bench
IUPUI	22	6	14	0	20
GU	46	19	12	6	18

Last FG - IUPUI 2nd-01:05, GU 2nd-00:01.
Largest lead - IUPUI by 4 1st-17:27, GU by 24 2nd-01:33.
Score tied - 2 times.
Lead changed - 5 times.

Game #8

Official Basketball Box Score -- Game Totals -- Final Statistics
South Dakota State vs IUPUI
12/01/11 7:00 p.m. at Indianapolis, Ind. (The Jungle)

South Dakota State 97 • 5-3, 1-0

##	Player		Total FG-FGA	3-Ptr FG-FGA	FT-FTA	Reb Off	Def	Tot	PF	TP	A	TO	Blk	Stl	Min
33	CALLAHAN, Griffan	f	6-9	4-7	4-4	3	7	10	4	20	4	2	0	1	34
34	FIEGEN, Tony	f	2-4	0-0	2-2	2	4	6	3	6	2	1	0	1	23
03	WOLTERS, Nate	g	12-26	4-9	4-5	2	6	8	0	32	8	5	0	1	43
05	PRINCE, Taevaunn	g	2-6	0-1	1-1	1	1	2	0	5	0	1	0	1	13
22	MONAGHAN, Zach	g	2-10	2-7	0-0	1	2	3	0	6	2	2	0	0	23
12	CARLSON, Brayden		2-4	2-3	2-5	0	5	5	2	8	2	0	0	1	37
25	WHITE, Chad		1-4	1-2	0-0	0	1	1	2	3	1	1	0	0	22
32	HEEMSTRA, Marcus		1-2	0-0	0-0	1	1	2	2	2	1	0	0	0	9
42	DYKSTRA, Jordan		7-12	1-3	0-0	1	4	5	4	15	0	2	0	0	21
	Team					4	1	5							
	Totals		35-77	14-32	13-17	15	32	47	17	97	20	14	0	5	225

FG % 1st Half: 17-37 45.9% 2nd half: 14-33 42.4% OT: 4-7 57.1% Game: 35-77 45.5%
3FG % 1st Half: 8-14 57.1% 2nd half: 4-15 26.7% OT: 2-3 66.7% Game: 14-32 43.8%
FT % 1st Half: 2-2 100.0 2nd half: 9-11 81.8% OT: 2-4 50.0% Game: 13-17 76.5%
Deadball Rebounds 1

IUPUI 93 • 2-6, 0-1

##	Player		Total FG-FGA	3-Ptr FG-FGA	FT-FTA	Reb Off	Def	Tot	PF	TP	A	TO	Blk	Stl	Min
01	GAINES, Lyonell	f	0-2	0-0	0-0	1	0	1	1	0	0	0	0	0	18
05	YOUNG, Alex	f	9-23	4-9	6-6	5	4	9	0	28	2	3	1	0	32
55	SIAKAM, Christian	f	4-10	0-0	3-4	4	9	13	3	11	0	1	0	2	31
02	THOMAS, Stephen	g	3-10	1-3	4-4	1	4	5	3	11	8	4	0	2	42
04	CHILES, Ian	g	6-9	2-4	0-0	1	2	3	1	14	0	1	1	1	21
10	SHANKLIN, Jordan		0-1	0-1	0-0	0	0	0	1	0	1	1	0	0	2
12	RICE, Greg		4-7	3-5	0-1	0	3	3	3	11	1	1	0	0	18
20	ESPOSITO, Sean		1-2	1-2	1-2	0	1	1	1	4	1	0	0	0	11
22	BARKSDALE, Marcellus		0-2	0-1	0-0	1	0	1	0	0	1	1	0	0	10
30	GIBBS, Donovan		6-11	0-0	0-0	2	4	6	1	12	4	0	0	1	34
50	PATTON, Mitchell		1-1	0-0	0-0	0	0	0	1	2	1	0	0	0	6
	Team					0	3	3							
	Totals		34-78	11-25	14-17	15	30	45	15	93	19	12	2	6	225

FG % 1st Half: 12-35 34.3% 2nd half: 19-34 55.9% OT: 3-9 33.3% Game: 34-78 43.6%
3FG % 1st Half: 3-10 30.0% 2nd half: 7-10 70.0% OT: 1-5 20.0% Game: 11-25 44.0%
FT % 1st Half: 4-4 100.0 2nd half: 9-11 81.8% OT: 1-2 50.0% Game: 14-17 82.4%
Deadball Rebounds 0

Officials: Lamont Simpson (R), Mike Thibodeaux, Hal Lusk
Technical fouls: South Dakota State-None. IUPUI-None.
Attendance: 1085

Score by periods	1st	2nd	OT	Total
South Dakota State	44	41	12	**97**
IUPUI	31	54	8	**93**

Points	In Paint	Off T/O	2nd Chance	Fast Break	Bench
SDSU	32	5	17	4	28
IUPUI	28	17	12	2	29

Last FG - SDSU OT-00:39, IUPUI OT-01:32.
Largest lead - SDSU by 15 2nd-18:44, IUPUI by 2 1st-17:33.
Score tied - 4 times.
Lead changed - 12 times.

Game #9

Official Basketball Box Score -- Game Totals -- Final Statistics
North Dakota State vs IUPUI
12/03/11 7:00 p.m. at Indianapolis, Ind. (The Jungle)

North Dakota State 84 • 7-1, 1-1

##	Player		Total FG-FGA	3-Ptr FG-FGA	FT-FTA	Reb Off	Def	Tot	PF	TP	A	TO	Blk	Stl	Min
32	WRIGHT, TrayVonn	f	7-11	0-0	2-6	4	8	12	2	16	2	2	4	1	34
42	BJORKLUND, Marshall	f	4-6	0-0	0-1	1	1	2	2	8	1	1	1	1	26
21	HALE, Dylan	g	1-3	1-2	0-0	0	1	1	3	3	2	4	1	2	21
22	ALEXANDER, Lawrence	g	2-5	1-1	0-2	0	5	5	2	5	8	6	0	1	36
24	BRAUN, Taylor	g	9-11	2-3	10-15	1	7	8	4	30	3	2	0	1	37
03	FELT, Mike		2-5	2-5	5-5	0	0	0	3	11	0	3	0	0	20
04	LINDBERG, Joel		0-0	0-0	4-4	0	1	1	1	4	1	0	0	0	15
13	ZASTROW, Nate		0-0	0-0	1-2	0	0	0	0	1	0	0	0	0	0+
44	AABERG, Jordan		3-4	0-0	0-0	0	3	3	3	6	0	2	1	0	11
	Team					1	2	3				1			
	Totals		28-45	6-11	22-35	7	28	35	20	84	17	21	7	6	200

FG % 1st Half: 18-26 69.2% 2nd half: 10-19 52.6% Game: 28-45 62.2%
3FG % 1st Half: 4-5 80.0% 2nd half: 2-6 33.3% Game: 6-11 54.5%
FT % 1st Half: 5-7 71.4% 2nd half: 17-28 60.7% Game: 22-35 62.9%
Deadball Rebounds 6

IUPUI 79 • 2-7, 0-2

##	Player		Total FG-FGA	3-Ptr FG-FGA	FT-FTA	Reb Off	Def	Tot	PF	TP	A	TO	Blk	Stl	Min
01	GAINES, Lyonell	f	2-3	0-0	0-0	2	0	2	0	4	0	0	0	0	8
05	YOUNG, Alex	f	6-17	0-6	8-11	1	4	5	2	20	1	2	0	1	28
50	PATTON, Mitchell	c	1-2	0-0	2-2	0	1	1	0	4	0	0	0	1	6
02	THOMAS, Stephen	g	3-12	0-4	0-0	1	1	2	1	6	1	4	0	4	33
04	CHILES, Ian	g	2-5	0-1	0-0	2	1	3	3	4	0	1	1	1	16
10	SHANKLIN, Jordan		2-6	1-4	0-0	0	0	0	3	5	1	0	0	1	9
12	RICE, Greg		1-3	0-1	2-2	1	2	3	2	4	2	1	0	1	17
20	ESPOSITO, Sean		4-6	4-6	2-2	2	2	4	1	14	3	0	1	0	20
22	BARKSDALE, Marcellus		1-6	0-2	2-3	4	0	4	3	4	2	0	0	1	14
30	GIBBS, Donovan		2-5	0-0	2-4	3	4	7	4	6	0	1	0	1	27
55	SIAKAM, Christian		3-11	0-0	2-3	4	2	6	4	8	1	2	0	2	22
	Team					4	0	4							
	Totals		27-76	5-24	20-27	24	17	41	23	79	11	11	2	13	200

FG % 1st Half: 11-30 36.7% 2nd half: 16-46 34.8% Game: 27-76 35.5%
3FG % 1st Half: 2-7 28.6% 2nd half: 3-17 17.6% Game: 5-24 20.8%
FT % 1st Half: 7-11 63.6% 2nd half: 13-16 81.3% Game: 20-27 74.1%
Deadball Rebounds 4

Officials: Jeff Campbell (R), Terry Anderson, Bret Wegenke
Technical fouls: North Dakota State-None. IUPUI-None.
Attendance: 1027

Score by periods	1st	2nd	Total
North Dakota State	45	39	**84**
IUPUI	31	48	**79**

Points	In Paint	Off T/O	2nd Chance	Fast Break	Bench
NDSU	40	12	13	10	22
IUPUI	34	31	17	8	41

Last FG - NDSU 2nd-00:18, IUPUI 2nd-00:04.
Largest lead - NDSU by 19 1st-03:51, IUPUI by 2 1st-18:42.
Score tied - 3 times.
Lead changed - 2 times.

Game #10

Official Basketball Box Score -- Game Totals -- Final Statistics
IUPUI vs LOUISVILLE
12/7/11 7:07PM at KFC Yum! Center, LOUISVILLE, KY

IUPUI 60 • 2-8

##	Player		Total FG-FGA	3-Ptr FG-FGA	FT-FTA	Reb Off	Def	Tot	PF	TP	A	TO	Blk	Stl	Min
30	GIBBS, Donovan	f	1-3	0-0	0-0	1	0	1	2	2	0	1	0	0	20
50	PATTON, Mitchell	c	3-6	1-2	0-0	3	1	4	0	7	2	0	0	1	16
04	CHILES, Ian	g	2-8	1-4	0-2	0	1	1	4	5	0	0	0	1	19
10	SHANKLIN, Jordan	g	0-2	0-0	0-0	0	0	0	0	0	0	1	0	1	5
20	ESPOSITO, Sean	g	1-7	1-5	0-0	0	2	2	0	3	0	1	0	0	27
01	GAINES, Lyonell		3-5	0-0	2-2	2	1	3	2	8	0	0	0	0	10
02	THOMAS, Stephen		5-8	3-6	1-2	2	3	5	2	14	6	3	0	0	34
05	YOUNG, Alex		3-8	1-2	2-2	2	5	7	5	9	3	8	1	3	25
12	RICE, Greg		0-0	0-0	0-0	0	0	0	0	0	0	0	0	0	2
22	BARKSDALE, Marcellus		1-3	1-2	2-2	0	2	2	1	5	0	1	0	1	16
55	SIAKAM, Christian		3-11	1-2	0-0	4	3	7	3	7	3	2	0	1	26
	Team					1	0	1				3			
	Totals		22-61	9-23	7-10	15	18	33	19	60	14	20	1	8	200

FG % 1st Half: 12-23 52.2% 2nd half: 10-38 26.3% Game: 22-61 36.1%
3FG % 1st Half: 7-13 53.8% 2nd half: 2-10 20.0% Game: 9-23 39.1%
FT % 1st Half: 4-6 66.7% 2nd half: 3-4 75.0% Game: 7-10 70.0%
Deadball Rebounds 1

LOUISVILLE 90 • 8-0

##	Player		Total FG-FGA	3-Ptr FG-FGA	FT-FTA	Reb Off	Def	Tot	PF	TP	A	TO	Blk	Stl	Min
14	KURIC, Kyle	f	5-8	0-3	1-1	3	3	6	2	11	0	3	0	1	29
24	BEHANAN, Chane	f	3-6	0-1	0-0	2	2	4	0	6	0	2	1	1	25
10	DIENG, Gorgui	c	8-8	0-0	2-4	6	6	12	0	18	2	3	1	1	30
03	SIVA, Peyton	g	0-4	0-0	6-7	0	2	2	4	6	8	1	0	3	32
05	SMITH, Chris	g	8-13	1-4	2-3	0	5	5	1	19	4	0	0	2	31
01	NUNEZ, Angel		3-3	1-1	0-0	0	0	0	0	7	0	0	0	0	4
02	SMITH, Russ		4-11	0-1	4-5	1	0	1	3	12	1	1	0	2	16
04	BUCKLES, Rakeem		1-3	0-0	1-1	2	2	4	0	3	0	0	0	1	11
12	PRICE, Zach		0-1	0-0	0-0	0	1	1	0	0	0	0	0	0	8
15	HENDERSON, Tim		1-2	1-1	0-0	0	3	3	1	3	2	1	0	1	8
21	SWOPSHIRE, Jared		2-4	0-0	1-1	0	0	0	3	5	0	1	0	0	6
	Team					0	2	2							
	Totals		35-63	3-11	17-22	14	26	40	14	90	17	12	2	12	200

FG % 1st Half: 16-31 51.6% 2nd half: 19-32 59.4% Game: 35-63 55.6%
3FG % 1st Half: 0-3 0.0% 2nd half: 3-8 37.5% Game: 3-11 27.3%
FT % 1st Half: 8-11 72.7% 2nd half: 9-11 81.8% Game: 17-22 77.3%
Deadball Rebounds 1

Officials: Doug Shows, Earl Walton, Tony Chiazza
Technical fouls: IUPUI-None. LOUISVILLE-None.
Attendance: 20604

Score by periods	1st	2nd	Total
IUPUI	35	25	**60**
LOUISVILLE	40	50	**90**

Points	In Paint	Off T/O	2nd Chance	Fast Break	Bench
IUPUI	24	17	15	0	43
LOU	50	26	18	18	30

Last FG - IUPUI 2nd-00:43, LOU 2nd-00:29.
Largest lead - IUPUI by 1 1st-18:10, LOU by 30 2nd-01:03.
Score tied - 2 times.
Lead changed - 6 times.

Game #11

Official Basketball Box Score -- Game Totals -- Final Statistics
Western Kentucky vs IUPUI
12/10/11 7:00 p.m. at Indianapolis, Ind. (The Jungle)

Western Kentucky 76 • 4-7

##	Player		Total FG-FGA	3-Ptr FG-FGA	FT-FTA	Reb Off	Def	Tot	PF	TP	A	TO	Blk	Stl	Min
44	FANT, George	f	2-6	0-0	3-5	1	5	6	4	7	1	3	0	0	25
22	AKOL, Teeng	c	1-6	0-2	0-0	3	2	5	1	2	0	0	1	0	16
01	KASPAR, Kevin	g	2-4	1-2	0-0	0	2	2	3	5	2	2	0	0	19
03	McDONALD, Kahlil	g	4-9	3-7	4-5	0	2	2	1	15	1	3	1	1	24
05	GORDON, Derrick	g	3-10	2-3	0-0	1	7	8	3	8	2	0	1	0	33
00	ANYIGBO, Kene		1-2	0-0	1-2	0	3	3	3	3	0	1	0	0	12
14	CROOK, Jamal		5-8	0-0	1-2	0	0	0	5	11	0	1	0	1	16
21	SNIPES, Nigel		2-4	0-0	2-2	3	1	4	4	6	0	1	0	1	14
41	ZOLLO, Vinny		0-1	0-0	0-0	0	1	1	1	0	0	0	0	0	15
52	PRICE, T.J.		6-12	3-6	4-4	1	2	3	3	19	3	3	0	0	26
	Team					2	0	2				1			
	Totals		26-62	9-20	15-20	11	25	36	28	76	9	15	3	3	200

FG % 1st Half: 9-26 34.6% 2nd half: 17-36 47.2% Game: 26-62 41.9%
3FG % 1st Half: 3-6 50.0% 2nd half: 6-14 42.9% Game: 9-20 45.0%
FT % 1st Half: 4-6 66.7% 2nd half: 11-14 78.6% Game: 15-20 75.0%
Deadball Rebounds 3

IUPUI 84 • 3-8

##	Player		Total FG-FGA	3-Ptr FG-FGA	FT-FTA	Reb Off	Def	Tot	PF	TP	A	TO	Blk	Stl	Min
01	GAINES, Lyonell	f	2-7	0-0	1-4	1	4	5	3	5	0	1	0	1	20
05	YOUNG, Alex	f	14-20	3-5	12-13	3	6	9	2	43	1	2	1	3	37
50	PATTON, Mitchell	c	2-8	0-1	2-2	2	7	9	1	6	1	1	1	0	23
02	THOMAS, Stephen	g	1-5	0-0	11-12	0	2	2	1	13	6	2	0	2	36
04	CHILES, Ian	g	2-5	2-2	0-0	1	2	3	3	6	1	0	0	1	27
10	SHANKLIN, Jordan		0-2	0-1	0-0	0	0	0	1	0	0	0	0	0	4
20	ESPOSITO, Sean		0-0	0-0	0-0	0	1	1	0	0	0	0	0	0	5
22	BARKSDALE, Marcellus		0-2	0-2	2-4	0	2	2	2	2	2	1	0	1	20
30	GIBBS, Donovan		2-3	0-0	0-0	1	0	1	2	4	0	1	0	0	12
55	SIAKAM, Christian		2-4	0-0	1-2	2	1	3	4	5	0	2	0	0	16
	Team					1	2	3							
	Totals		25-56	5-11	29-37	11	27	38	19	84	11	10	2	8	200

FG % 1st Half: 13-30 43.3% 2nd half: 12-26 46.2% Game: 25-56 44.6%
3FG % 1st Half: 4-8 50.0% 2nd half: 1-3 33.3% Game: 5-11 45.5%
FT % 1st Half: 4-5 80.0% 2nd half: 25-32 78.1% Game: 29-37 78.4%
Deadball Rebounds 3

Officials: Jeff Campbell (R), Bart Wegenke, Dave Cronin
Technical fouls: Western Kentucky-None. IUPUI-None.
Attendance: 1135
Crook (WKU) fouls out at 1:09 (2nd)
Alex Young's 43 points set IUPUI Division I record

Score by periods	1st	2nd	Total
Western Kentucky	25	51	**76**
IUPUI	34	50	**84**

Points	In Paint	Off T/O	2nd Chance	Fast Break	Bench
WKU	28	10	11	2	39
IUPUI	32	20	16	6	11

Last FG - WKU 2nd-00:34, IUPUI 2nd-03:05.
Largest lead - WKU by 5 1st-16:54, IUPUI by 18 2nd-04:57.
Score tied - 3 times.
Lead changed - 5 times.

Game #12

Official Basketball Box Score -- Game Totals -- Final Statistics
St. Joseph's (Ind.) vs IUPUI
12/16/11 7:00 p.m. at Indianapolis, Ind. (The Jungle)

St. Joseph's (Ind.) 55 • 4-4

##	Player		Total FG-FGA	3-Ptr FG-FGA	FT-FTA	Reb Off	Def	Tot	PF	TP	A	TO	Blk	Stl	Min
33	HRYNYK, Cory	f	0-4	0-2	0-0	1	0	1	1	0	0	1	0	0	14
30	HASSLER, Jake	c	3-4	0-0	1-2	2	3	5	1	7	1	1	0	1	14
01	SLOAN, Dayvon	g	2-15	0-4	4-5	1	1	2	4	8	3	7	0	1	27
21	ANTHROP, Jade	g	2-2	2-2	0-0	0	1	1	1	6	4	2	0	2	25
34	COLLINS, Phillip	g	5-13	0-0	1-1	1	7	8	2	11	2	3	2	0	33
02	HIRST, Jonathan		0-0	0-0	0-0	0	0	0	0	0	0	1	0	0	2
15	STONEWALL, Tealgil		1-5	0-0	0-0	3	1	4	1	2	0	1	0	1	18
22	LIPTON, Michael		2-4	0-2	2-2	1	2	3	1	6	0	0	0	0	15
23	CHORBA, Jason		1-2	1-2	1-2	0	1	1	0	4	1	0	0	0	11
25	REBHOLZ, Ryan		1-6	0-4	0-0	0	3	3	3	2	0	0	1	2	15
31	REPAY, Jesse		1-1	0-0	0-0	0	0	0	0	2	0	1	0	0	2
40	STEVENS, Jordan		0-0	0-0	1-2	0	0	0	3	1	0	2	0	0	5
42	MARTINEZ, D.J.		3-6	0-0	0-0	2	2	4	1	6	1	1	0	0	19
	Team					1	3	4							
	Totals		21-62	3-16	10-14	12	24	36	18	55	12	20	3	7	200

FG % 1st Half: 8-36 22.2% 2nd half: 13-26 50.0% Game: 21-62 33.9%
3FG % 1st Half: 1-10 10.0% 2nd half: 2-6 33.3% Game: 3-16 18.8%
FT % 1st Half: 5-6 83.3% 2nd half: 5-8 62.5% Game: 10-14 71.4%
Deadball Rebounds 3

IUPUI 75 • 4-8

##	Player		Total FG-FGA	3-Ptr FG-FGA	FT-FTA	Reb Off	Def	Tot	PF	TP	A	TO	Blk	Stl	Min
01	GAINES, Lyonell	f	7-10	0-0	3-3	6	1	7	1	17	2	2	0	2	28
05	YOUNG, Alex	f	5-11	0-2	3-4	1	3	4	2	13	2	2	1	1	26
50	PATTON, Mitchell	c	6-15	0-0	1-2	3	7	10	2	13	0	1	0	1	25
02	THOMAS, Stephen	g	2-8	1-2	8-8	0	3	3	0	13	4	2	0	2	31
04	CHILES, Ian	g	1-4	1-3	3-3	0	6	6	0	6	2	1	0	2	23
10	SHANKLIN, Jordan		1-1	0-0	0-0	0	1	1	1	2	2	2	0	1	9
12	RICE, Greg		0-1	0-1	0-0	0	0	0	0	0	0	0	0	0	2
20	ESPOSITO, Sean		0-1	0-1	0-0	0	0	0	1	0	1	1	0	1	13
22	BARKSDALE, Marcellus		1-5	0-0	0-0	1	5	6	1	2	2	1	0	2	20
23	HUBERT, P.J.		1-1	1-1	0-0	0	0	0	0	3	0	1	0	1	2
24	KITCOFF, Nick		0-0	0-0	0-0	0	0	0	0	0	0	0	0	0	1
30	GIBBS, Donovan		1-5	0-0	0-0	0	3	3	1	2	0	1	1	0	16
55	SIAKAM, Christian		2-2	0-0	0-0	1	1	2	5	4	0	1	0	1	4
	Team					2	0	2				1			
	Totals		27-64	3-10	18-20	14	30	44	14	75	15	16	2	14	200

FG % 1st Half: 12-29 41.4% 2nd half: 15-35 42.9% Game: 27-64 42.2%
3FG % 1st Half: 2-5 40.0% 2nd half: 1-5 20.0% Game: 3-10 30.0%
FT % 1st Half: 9-10 90.0% 2nd half: 9-10 90.0% Game: 18-20 90.0%
Deadball Rebounds 1

Officials: Terry Oglesby (R), Brian McNutt, Geoff Vejsicky
Technical fouls: St. Joseph's (Ind.)-None. IUPUI-None.
Attendance: 907
Siakam (IUPUI) fouls out at 2:02(2nd)

Score by periods	1st	2nd	Total
St. Joseph's (Ind.)	22	33	**55**
IUPUI	35	40	**75**

Points	In Paint	Off T/O	2nd Chance	Fast Break	Bench
SJC	30	12	5	14	23
IUPUI	36	20	16	2	13

Last FG - SJC 2nd-01:03, IUPUI 2nd-01:17.
Largest lead - SJC None, IUPUI by 25 2nd-01:17.
Score tied - 0 times.
Lead changed - 0 times.

Official Basketball Box Score -- Game Totals -- Final Statistics
Ball State vs IUPUI
12/19/11 7:00 p.m. at Indianapolis, Ind. (Conseco Fieldhouse)

Game #13

Ball State 57 • 6-3

##	Player		Total FG-FGA	3-Ptr FG-FGA	FT-FTA	Rebounds Off	Def	Tot	PF	TP	A	TO	Blk	Stl	Min
02	KAMIENIECKI, Matt	f	0-2	0-0	0-0	1	2	3	2	0	1	3	0	0	19
20	BOND, Chris	f	5-6	0-0	3-5	3	5	8	3	13	1	3	0	1	27
34	KOCH, Tyler	f	3-8	1-4	0-0	2	2	4	3	7	1	1	0	0	25
45	JONES, Jarrod	f	5-13	0-0	6-6	1	4	5	3	16	1	3	0	4	36
03	DAVIS, Randy	g	2-5	0-2	2-2	1	0	1	3	6	6	2	0	0	34
04	SCAIFE, Jauwan		0-5	0-2	2-2	0	2	2	0	2	1	0	0	1	17
11	ADEOYE, Aaron		1-2	0-0	1-4	1	0	1	1	3	0	1	0	0	16
23	SNEED, Pierre		0-0	0-0	0-0	0	1	1	1	0	0	0	0	0	6
32	BERRY, Jesse		3-6	1-2	3-4	0	3	3	3	10	0	3	0	0	20
	Team					1	1	2							
	Totals		19-47	2-10	17-23	10	20	30	19	57	11	16	0	6	200

FG % 1st Half: 10-22 45.5% 2nd half: 9-25 36.0% Game: 19-47 40.4%
3FG % 1st Half: 2-5 40.0% 2nd half: 0-5 0.0% Game: 2-10 20.0%
FT % 1st Half: 7-10 70.0% 2nd half: 10-13 76.9% Game: 17-23 73.9%
Deadball Rebounds 4

IUPUI 66 • 5-8

##	Player		Total FG-FGA	3-Ptr FG-FGA	FT-FTA	Rebounds Off	Def	Tot	PF	TP	A	TO	Blk	Stl	Min
01	GAINES, Lyonell	f	3-4	0-0	2-4	5	1	6	3	8	1	5	0	1	27
05	YOUNG, Alex	f	7-16	2-4	6-6	5	2	7	2	22	1	2	2	1	31
50	PATTON, Mitchell	c	1-4	0-0	0-0	0	2	2	2	2	1	0	0	0	11
02	THOMAS, Stephen	g	0-9	0-4	2-2	0	1	1	2	2	3	2	0	0	36
04	CHILES, Ian	g	6-11	3-6	2-3	1	2	3	2	17	2	1	0	1	31
10	SHANKLIN, Jordan		0-1	0-0	0-0	0	0	0	1	0	0	0	0	0	4
22	BARKSDALE, Marcellus		1-3	1-3	1-2	0	4	4	2	4	1	0	0	0	24
30	GIBBS, Donovan		2-5	0-0	0-0	1	3	4	0	4	2	0	1	0	15
55	SIAKAM, Christian		2-4	0-0	3-3	1	3	4	4	7	0	1	0	0	21
	Team					3	2	5				2			
	Totals		22-57	6-17	16-20	16	20	36	18	66	11	13	3	3	200

FG % 1st Half: 13-29 44.8% 2nd half: 9-28 32.1% Game: 22-57 38.6%
3FG % 1st Half: 5-10 50.0% 2nd half: 1-7 14.3% Game: 6-17 35.3%
FT % 1st Half: 1-2 50.0% 2nd half: 15-18 83.3% Game: 16-20 80.0%
Deadball Rebounds 3

Officials: Mike Sanzere (R), Ray Perone, Bill Ek
Technical fouls: Ball State-None. IUPUI-None.
Attendance: 2074

Score by periods	1st	2nd	Total
Ball State	29	28	**57**
IUPUI	32	34	**66**

Points	In Paint	Off T/O	2nd Chance	Fast Break	Bench
BSU	24	12	4	4	15
IUPUI	26	13	17	2	15

Last FG - BSU 2nd-01:54, IUPUI 2nd-04:44.
Largest lead - BSU by 8 1st-17:35, IUPUI by 16 2nd-13:51.
Score tied - 3 times.
Lead changed - 5 times.

Official Basketball Box Score -- Game Totals -- Final Statistics
Valparaiso vs IUPUI
12/23/11 1:00 p.m. at Indianapolis, Ind. (Bankers Life)

Game #14

Valparaiso 88 • 8-5

##	Player		Total FG-FGA	3-Ptr FG-FGA	FT-FTA	Rebounds Off	Def	Tot	PF	TP	A	TO	Blk	Stl	Min
45	BROEKHOFF, Ryan	f	1-5	1-2	2-2	2	4	6	1	5	0	1	0	0	20
55	VAN WIJK, Kevin	f	7-11	0-0	5-7	0	2	2	4	19	1	3	0	1	21
15	BUGGS, Erik	g	3-4	0-0	0-0	0	0	0	5	6	3	0	0	1	23
21	BOGAN, Will	g	5-9	4-7	1-2	2	1	3	5	15	1	1	0	1	28
23	KENNEY, Matt	g	2-9	0-2	5-5	2	3	5	5	9	6	3	1	4	33
00	EDWARDS, Richie		4-9	1-2	5-6	4	3	7	4	14	0	0	0	2	20
03	VUCIC, Hrvoje		0-0	0-0	0-0	0	0	0	0	0	0	0	0	0	4
11	SHELTON, Nick		0-0	0-0	0-0	0	0	0	0	0	0	0	0	0	1
12	BOGGS, Ben		2-8	0-2	2-2	1	1	2	5	6	1	3	0	0	25
22	HARRIS, Jay		6-12	2-4	0-0	1	2	3	4	14	4	1	0	1	24
44	STEGELMANN, Nathan		0-0	0-0	0-0	0	0	0	0	0	0	0	0	0	1
	Team					3	0	3							
	Totals		30-67	8-19	20-24	15	16	31	33	88	16	12	1	10	200

FG % 1st Half: 9-28 32.1% 2nd half: 21-39 53.8% Game: 30-67 44.8%
3FG % 1st Half: 0-8 0.0% 2nd half: 8-11 72.7% Game: 8-19 42.1%
FT % 1st Half: 8-8 100.0 2nd half: 12-16 75.0% Game: 20-24 83.3%
Deadball Rebounds 3

IUPUI 97 • 6-8

##	Player		Total FG-FGA	3-Ptr FG-FGA	FT-FTA	Rebounds Off	Def	Tot	PF	TP	A	TO	Blk	Stl	Min
01	GAINES, Lyonell	f	2-3	0-0	2-3	4	4	8	4	6	0	0	1	1	36
05	YOUNG, Alex	f	8-19	2-6	9-11	1	4	5	1	27	6	3	2	3	38
50	PATTON, Mitchell	c	3-6	0-1	0-0	0	3	3	3	6	2	1	1	0	13
02	THOMAS, Stephen	g	3-6	0-2	14-14	1	2	3	1	20	1	2	0	1	33
04	CHILES, Ian	g	4-6	3-3	8-10	0	1	1	4	19	0	3	4	0	30
10	SHANKLIN, Jordan		0-0	0-0	3-4	0	0	0	0	3	0	0	0	0	6
22	BARKSDALE, Marcellus		2-5	1-1	3-4	2	2	4	1	8	1	3	1	1	25
30	GIBBS, Donovan		2-3	0-0	2-2	1	0	1	1	6	0	1	0	0	9
55	SIAKAM, Christian		1-1	0-0	0-0	1	4	5	4	2	0	3	0	0	10
	Team					1	3	4							
	Totals		25-49	6-13	41-48	11	23	34	19	97	10	16	9	6	200

FG % 1st Half: 15-24 62.5% 2nd half: 10-25 40.0% Game: 25-49 51.0%
3FG % 1st Half: 3-7 42.9% 2nd half: 3-6 50.0% Game: 6-13 46.2%
FT % 1st Half: 10-13 76.9% 2nd half: 31-35 88.6% Game: 41-48 85.4%
Deadball Rebounds 4

Officials: Bo Boroski (R), Lamont Simpson, Todd Von Sossan
Technical fouls: Valparaiso-TEAM. IUPUI-PATTON, Mitchell.
Attendance: 1576
Buggs (VALPO) fouls out at 6:36 (2nd)
Boggs (VALPO) fouls out at 1:34 (2nd)
Bogan (VALPO) fouls out at 55.9 (2nd)
Kenney (VALPO) fouls out at 21.2 (2nd)

Score by periods	1st	2nd	Total
Valparaiso	26	62	**88**
IUPUI	43	54	**97**

Points	In Paint	Off T/O	2nd Chance	Fast Break	Bench
VALPO	42	17	12	6	34
IUPUI	16	15	10	0	19

Last FG - VALPO 2nd-00:22, IUPUI 2nd-02:53.
Largest lead - VALPO None, IUPUI by 17 1st-00:56.
Score tied - 2 times.
Lead changed - 0 times.

Official Basketball Box Score -- Game Totals -- Final Statistics
Western Illinois vs IUPUI
12/30/11 7:00 p.m. at Indianapolis, Ind. (The Jungle)

Game #15

Western Illinois 68 • 6-5, 1-2

##	Player		Total FG-FGA	3-Ptr FG-FGA	FT-FTA	Rebounds Off	Def	Tot	PF	TP	A	TO	Blk	Stl	Min
15	EMEGANO, Obi	f	7-10	0-0	3-5	2	2	4	2	17	2	3	0	1	37
32	HOUPT, Jack	f	0-3	0-2	2-2	1	1	2	0	2	1	0	0	0	23
43	PARKS, Terell	f	8-12	0-0	3-5	3	6	9	4	19	1	1	3	1	35
12	PACKER, Jalen	g	0-0	0-0	0-0	1	1	2	1	0	3	0	0	0	7
22	CLARK, Ceola	g	5-14	3-9	1-3	3	3	6	3	14	4	1	1	1	39
03	TYLER, Tommie		5-10	0-1	6-6	1	3	4	3	16	1	2	0	0	34
30	WATSON, Antwan		0-1	0-1	0-0	0	0	0	0	0	0	0	0	0	3
33	GEBRU, David		0-0	0-0	0-0	0	0	0	1	0	0	1	0	0	2
34	McAVOY, Don		0-3	0-2	0-0	0	1	1	0	0	0	0	0	0	9
45	McDONALD, Jeremy		0-1	0-0	0-0	0	1	1	2	0	0	0	0	0	11
	Team					0	2	2				1			
	Totals		25-54	3-15	15-21	11	20	31	16	68	12	9	4	3	200

FG % 1st Half: 16-26 61.5% 2nd half: 9-28 32.1% Game: 25-54 46.3%
3FG % 1st Half: 0-5 0.0% 2nd half: 3-10 30.0% Game: 3-15 20.0%
FT % 1st Half: 4-5 80.0% 2nd half: 11-16 68.8% Game: 15-21 71.4%
Deadball Rebounds 2

IUPUI 75 • 7-8, 1-2

##	Player		Total FG-FGA	3-Ptr FG-FGA	FT-FTA	Rebounds Off	Def	Tot	PF	TP	A	TO	Blk	Stl	Min
01	GAINES, Lyonell	f	3-5	0-0	0-0	5	0	5	0	6	0	1	0	0	27
05	YOUNG, Alex	f	5-12	2-5	3-4	3	4	7	3	15	5	2	1	1	36
50	PATTON, Mitchell	c	4-7	0-0	2-4	2	2	4	4	10	1	1	0	0	19
02	THOMAS, Stephen	g	6-11	3-5	3-5	0	3	3	1	18	4	1	0	1	34
04	CHILES, Ian	g	5-9	2-3	3-3	0	1	1	0	15	0	1	0	0	31
10	SHANKLIN, Jordan		0-1	0-0	0-0	0	1	1	2	0	1	0	0	1	8
22	BARKSDALE, Marcellus		0-0	0-0	1-2	0	1	1	0	1	1	1	0	0	13
30	GIBBS, Donovan		2-5	0-0	0-0	0	4	4	2	4	2	0	0	1	14
55	SIAKAM, Christian		2-5	0-0	2-2	1	4	5	4	6	1	2	0	0	18
	Team					1	2	3							
	Totals		27-55	7-13	14-20	12	22	34	16	75	15	9	1	4	200

FG % 1st Half: 16-29 55.2% 2nd half: 11-26 42.3% Game: 27-55 49.1%
3FG % 1st Half: 6-9 66.7% 2nd half: 1-4 25.0% Game: 7-13 53.8%
FT % 1st Half: 2-2 100.0 2nd half: 12-18 66.7% Game: 14-20 70.0%
Deadball Rebounds 2

Officials: Mike Kitts (R), Tom O'Neill, Gerry Pollard
Technical fouls: Western Illinois-None. IUPUI-None.
Attendance: 1045

Score by periods	1st	2nd	Total
Western Illinois	36	32	**68**
IUPUI	40	35	**75**

Points	In Paint	Off T/O	2nd Chance	Fast Break	Bench
WIU	32	7	11	2	16
IUPUI	24	10	18	2	11

Last FG - WIU 2nd-00:14, IUPUI 2nd-01:45.
Largest lead - WIU by 5 1st-17:38, IUPUI by 18 2nd-11:45.
Score tied - 3 times.
Lead changed - 9 times.

Official Basketball Box Score -- Game Totals -- Final Statistics
UMKC vs IUPUI
01/03/12 7:00 p.m. at Indianapolis, Ind. (The Jungle)

Game #16

UMKC 74 • 7-10, 1-4

##	Player		Total FG-FGA	3-Ptr FG-FGA	FT-FTA	Rebounds Off	Def	Tot	PF	TP	A	TO	Blk	Stl	Min
11	TYLER, Estan	f	1-4	0-0	2-2	1	2	3	3	4	6	8	0	1	31
13	STATON, Thomas	f	6-11	3-3	0-0	0	9	9	3	15	2	4	0	3	40-
44	KORVER, Kirk	f	5-7	1-3	2-2	1	1	2	5	13	1	1	1	1	22
04	KAMWA, Bernard	c	5-8	0-0	2-4	1	2	3	5	12	0	2	0	0	22
10	CHAMBERLAIN, Reggie	g	4-12	3-7	0-0	2	1	3	5	11	3	3	0	0	36
01	GHOLSTON, Michael		4-6	2-2	0-0	0	2	2	5	10	1	2	0	0	20
12	ROGERS, Nate		0-1	0-0	2-2	0	0	0	2	2	0	2	0	0	9
20	MASON, Trevor		0-0	0-0	0-0	0	0	0	0	0	0	0	0	0	1
21	CHATMON, Fred		0-1	0-0	0-0	0	2	2	1	0	0	0	0	0	13
30	DIBBLE, Dustin		3-7	1-1	0-0	2	4	6	2	7	2	1	0	1	31
	Team					6	0	6				1			
	Totals		28-57	10-16	8-10	13	23	36	31	74	15	24	1	6	225

FG % 1st Half: 12-23 52.2% 2nd half: 14-26 53.8% OT: 2-8 25.0% Game: 28-57 49.1%
3FG % 1st Half: 5-7 71.4% 2nd half: 4-6 66.7% OT: 1-3 33.3% Game: 10-16 62.5%
FT % 1st Half: 2-2 100.0 2nd half: 4-6 66.7% OT: 2-2 100.0 Game: 8-10 80.0%
Deadball Rebounds 0

IUPUI 83 • 8-8, 2-2

##	Player		Total FG-FGA	3-Ptr FG-FGA	FT-FTA	Rebounds Off	Def	Tot	PF	TP	A	TO	Blk	Stl	Min
01	GAINES, Lyonell	f	6-8	0-0	3-4	2	3	5	2	15	1	1	0	1	37
05	YOUNG, Alex	f	5-12	0-5	8-10	1	5	6	4	18	2	1	3	0	40
50	PATTON, Mitchell	c	2-5	0-0	0-0	0	2	2	3	4	0	0	0	0	9
02	THOMAS, Stephen	g	3-11	2-5	8-10	0	2	2	1	16	3	3	0	1	37
04	CHILES, Ian	g	3-5	1-2	6-10	1	2	3	2	13	2	4	1	1	39
10	SHANKLIN, Jordan		0-1	0-1	0-0	0	0	0	0	0	3	0	0	0	8
22	BARKSDALE, Marcellus		3-4	1-1	2-3	1	1	2	1	9	3	1	0	5	28
30	GIBBS, Donovan		1-2	0-0	0-0	0	0	0	0	2	0	0	0	0	5
55	SIAKAM, Christian		2-4	0-0	2-2	2	2	4	2	6	0	0	0	2	22
	Team					1	1	2				1			
	Totals		25-52	4-14	29-39	8	18	26	15	83	14	11	4	10	225

FG % 1st Half: 12-25 48.0% 2nd half: 11-23 47.8% OT: 2-4 50.0% Game: 25-52 48.1%
3FG % 1st Half: 3-9 33.3% 2nd half: 1-5 20.0% OT: 0-0 0.0% Game: 4-14 28.6%
FT % 1st Half: 8-10 80.0% 2nd half: 9-15 60.0% OT: 12-14 85.7% Game: 29-39 74.4%
Deadball Rebounds 6

Officials: Hal Lusk (R), Bill Ek, Gerald Williams
Technical fouls: UMKC-None. IUPUI-None.
Attendance: 995
Kamwa (UMKC) fouls out at 1:31 (2nd)
Korver (UMKC) fouls out at 53.4 (OT)
Gholston (UMKC) fouls out at 21.6 (OT)
Chamberlain (UMKC) fouls out at 6.6 (OT)

Score by periods	1st	2nd	OT	Total
UMKC	31	36	7	**74**
IUPUI	35	32	16	**83**

Points	In Paint	Off T/O	2nd Chance	Fast Break	Bench
UMKC	30	7	12	4	19
IUPUI	38	31	13	6	17

Last FG - UMKC OT-00:24, IUPUI OT-03:01.
Largest lead - UMKC by 4 2nd-11:55, IUPUI by 10 2nd-17:56.
Score tied - 9 times.
Lead changed - 12 times.

Official Basketball Box Score -- Game Totals -- Final Statistics
IUPUI vs IPFW
01/05/12 7 p.m. at Fort Wayne, Ind.; Memorial Coliseum

Game #17

IUPUI 67 • 8-9, 2-3 Summit

##	Player		Total FG-FGA	3-Ptr FG-FGA	FT-FTA	Rebounds Off	Def	Tot	PF	TP	A	TO	Blk	Stl	Min
01	GAINES, Lyonell	*	2-3	0-0	0-0	0	4	4	3	4	1	1	0	2	37
02	THOMAS, Stephen	*	4-12	1-4	1-1	0	4	4	4	10	4	4	0	2	34
04	CHILES, Ian	*	4-6	1-2	4-5	0	1	1	0	13	1	2	0	3	29
05	YOUNG, Alex	*	9-24	4-13	3-4	2	4	6	4	25	2	3	2	0	35
50	PATTON, Mitchell	*	3-7	0-0	1-1	3	2	5	4	7	0	0	0	0	18
10	SHANKLIN, Jordan		1-5	0-0	0-0	0	0	0	3	2	0	1	0	3	10
20	ESPOSITO, Sean		0-0	0-0	0-0	0	0	0	0	0	1	1	0	0	1
22	BARKSDALE, Marcellus		0-2	0-1	2-4	2	1	3	2	2	1	0	0	1	20
30	GIBBS, Donovan		0-0	0-0	0-0	0	0	0	0	0	0	1	0	0	3
55	SIAKAM, Christian		2-4	0-0	0-0	1	2	3	5	4	0	2	0	1	13
	Team					1	1	2							
	Totals		25-63	6-20	11-15	9	19	28	25	67	10	15	2	12	200

FG % 1st Half: 10-30 33.3% 2nd half: 15-33 45.5% Game: 25-63 39.7%
3FG % 1st Half: 3-9 33.3% 2nd half: 3-11 27.3% Game: 6-20 30.0%
FT % 1st Half: 4-5 80.0% 2nd half: 7-10 70.0% Game: 11-15 73.3%
Deadball Rebounds 1,1

IPFW 72 • 9-6, 3-3 Summit

##	Player		Total FG-FGA	3-Ptr FG-FGA	FT-FTA	Rebounds Off	Def	Tot	PF	TP	A	TO	Blk	Stl	Min
01	MARLIN, Jonny	*	0-0	0-0	1-2	0	5	5	3	1	2	2	0	0	21
04	GAINES, Frank	*	6-13	0-2	10-12	0	6	6	2	22	0	2	1	0	34
11	PECKINPAUGH, John	*	0-1	0-1	1-2	2	3	5	2	1	3	3	0	3	29
35	BOYD, Antwaun	*	4-8	0-0	1-1	0	6	6	4	9	5	1	0	1	30
44	McCORKLE, Trey	*	1-2	0-0	0-0	0	0	0	0	2	0	0	0	0	7
10	McCRAY, Isaiah		2-3	1-1	1-5	1	3	4	1	6	1	1	0	1	16
12	JORDAN, Justin		4-6	1-2	3-6	0	5	5	1	12	0	4	0	2	22
15	HINES, Mario		7-9	0-0	0-2	4	1	5	4	14	1	6	1	1	25
20	KIBILOSKI, Michael		2-6	1-1	0-0	2	1	3	3	5	0	1	0	0	16
	Team					1	0	1				1			
	Totals		26-48	3-7	17-30	10	30	40	20	72	12	21	2	8	200

FG % 1st Half: 15-28 53.6% 2nd half: 11-20 55.0% Game: 26-48 54.2%
3FG % 1st Half: 2-6 33.3% 2nd half: 1-1 100.0 Game: 3-7 42.9%
FT % 1st Half: 5-8 62.5% 2nd half: 12-22 54.5% Game: 17-30 56.7%
Deadball Rebounds 5,2

Officials: Mike Sanzere, Terry Oglesby, Todd Van Sossan
Technical fouls: IUPUI-SHANKLIN, Jordan. IPFW-None.
Attendance: 1558

Score by periods	1st	2nd	Total
IUPUI	27	40	**67**
IPFW	37	35	**72**

Points	In Paint	Off T/O	2nd Chance	Fast Break	Bench
IUPUI	30	25	17	5	8
IPFW	42	14	4	4	37

Last FG - IUPUI 2nd-00:01, IPFW 2nd-00:58.
Largest lead - IUPUI by 1 1st-16:02, IPFW by 12 2nd-18:29.
Score tied - 2 times.
Lead changed - 2 times.

Official Basketball Box Score -- Game Totals -- Final Statistics
IUPUI vs Oakland
01/07/12 6:00 p.m. at Rochester, Mich. (O'rena)

Game #18

IUPUI 81 • 8-10, 2-4

##	Player		Total FG-FGA	3-Ptr FG-FGA	FT-FTA	Rebounds Off	Def	Tot	PF	TP	A	TO	Blk	Stl	Min
01	GAINES, Lyonell	f	10-15	0-0	0-0	8	3	11	3	20	5	2	0	0	38
05	YOUNG, Alex	f	6-21	1-6	9-10	2	3	5	2	22	1	0	0	0	37
50	PATTON, Mitchell	c	1-1	0-0	0-0	1	0	1	4	2	1	1	0	0	16
02	THOMAS, Stephen	g	8-14	4-7	0-0	0	4	4	1	20	1	0	0	1	37
04	CHILES, Ian	g	1-4	1-4	2-2	1	2	3	3	5	2	4	0	0	17
10	SHANKLIN, Jordan		0-1	0-0	0-0	0	0	0	0	0	0	0	0	0	3
20	ESPOSITO, Sean		0-0	0-0	0-0	0	1	1	0	0	0	0	0	0	0+
22	BARKSDALE, Marcellus		2-6	1-4	3-5	2	0	2	4	8	0	3	0	1	25
30	GIBBS, Donovan		1-4	0-0	0-0	1	1	2	3	2	0	1	1	3	15
55	SIAKAM, Christian		1-4	0-0	0-0	1	0	1	4	2	1	0	1	0	12
	Team					1	2	3							
	Totals		30-70	7-21	14-17	17	16	33	24	81	11	11	2	5	200

FG % 1st Half: 15-37 40.5% 2nd half: 15-33 45.5% Game: 30-70 42.9%
3FG % 1st Half: 3-10 30.0% 2nd half: 4-11 36.4% Game: 7-21 33.3%
FT % 1st Half: 4-4 100.0 2nd half: 10-13 76.9% Game: 14-17 82.4%
Deadball Rebounds 1

Oakland 93 • 9-10, 3-4

##	Player		Total FG-FGA	3-Ptr FG-FGA	FT-FTA	Rebounds Off	Def	Tot	PF	TP	A	TO	Blk	Stl	Min
02	WILLIAMS, Dante	f	0-0	0-0	0-0	0	1	1	1	0	0	1	0	0	6
15	VALENTINE, Drew	f	3-7	1-3	2-2	3	5	8	3	9	2	2	0	1	33
40	SIKORA, Kyle	c	0-0	0-0	1-2	0	0	0	1	1	0	0	1	0	9
23	HAMILTON, Reggie	g	10-14	2-4	9-9	1	5	6	4	31	3	3	0	0	33
33	BASS, Ryan	g	5-11	0-0	4-6	2	1	3	3	14	5	3	0	2	27
03	BADER, Travis		4-7	1-4	4-4	2	1	3	1	13	0	0	0	0	37
13	LUCAS-PERRY, Laval		1-6	1-5	2-4	2	4	6	3	5	2	5	0	1	22
24	POCHES, Matt		0-0	0-0	0-0	0	0	0	0	0	0	1	0	0	1
42	PETROS, Corey		9-14	0-0	2-4	2	4	6	4	20	0	0	1	0	32
	Team					3	4	7							
	Totals		32-59	5-16	24-31	15	25	40	20	93	12	15	2	4	200

FG % 1st Half: 18-29 62.1% 2nd half: 14-30 46.7% Game: 32-59 54.2%
3FG % 1st Half: 3-9 33.3% 2nd half: 2-7 28.6% Game: 5-16 31.3%
FT % 1st Half: 10-13 76.9% 2nd half: 14-18 77.8% Game: 24-31 77.4%
Deadball Rebounds 3

Officials: Lamont Simpson, Frank Spencer, Paul Szelc
Technical fouls: IUPUI-TEAM. Oakland-None.
Attendance: 2617

Score by periods	1st	2nd	Total
IUPUI	37	44	**81**
Oakland	49	44	**93**

Points	In Paint	Off T/O	2nd Chance	Fast Break	Bench
IUPUI	38	22	16	8	12
OU	40	18	14	6	38

Last FG - IUPUI 2nd-00:28, OU 2nd-01:27.
Largest lead - IUPUI None, OU by 15 1st-04:53.
Score tied - 0 times.
Lead changed - 0 times.

Official Basketball Box Score -- Game Totals -- Final Statistics
Southern Utah vs IUPUI
01/12/12 7:00 p.m. at Indianapolis, Ind. (The Jungle)

Game #19

Southern Utah 72 • 8-9, 3-4

##	Player		Total FG-FGA	3-Ptr FG-FGA	FT-FTA	Rebounds Off	Def	Tot	PF	TP	A	TO	Blk	Stl	Min
13	TAYLOR, Ramell	f	9-15	0-0	1-4	1	4	5	0	19	1	5	0	1	39
21	STEVENETT, Jackson	f	6-10	0-0	7-8	3	4	7	1	19	4	2	4	1	38
34	MASSEY, Matt	c	3-4	0-0	0-0	0	1	1	4	6	0	1	0	0	11
03	HEUIR, Damon	g	1-3	1-2	0-0	0	4	4	5	3	3	1	0	0	22
05	JONES Jr, Ray,	g	7-9	0-1	7-8	1	6	7	3	21	7	4	0	3	38
12	NSENKI, Chris		0-1	0-0	0-0	0	0	0	1	0	0	1	0	0	3
25	JOHNSON, Jordan		1-1	0-0	0-0	0	2	2	0	2	0	0	0	0	9
32	COLLIE, Wade		1-1	0-0	0-2	1	2	3	1	2	0	1	0	0	12
33	KOEHLER, Tyson		0-0	0-0	0-0	0	0	0	1	0	1	0	0	0	5
42	JEFFERY, Jaren		0-0	0-0	0-0	0	0	0	3	0	1	0	0	0	6
44	SCOTT, Julian		0-3	0-0	0-3	1	2	3	2	0	1	0	1	0	17
	Team					1	0	1							
	Totals		28-47	1-3	15-25	8	25	33	21	72	18	15	5	5	200

FG % 1st Half: 17-26 65.4% 2nd half: 11-21 52.4% Game: 28-47 59.6%
3FG % 1st Half: 0-1 0.0% 2nd half: 1-2 50.0% Game: 1-3 33.3%
FT % 1st Half: 3-4 75.0% 2nd half: 12-21 57.1% Game: 15-25 60.0%
Deadball Rebounds 4

IUPUI 64 • 8-11, 2-5

##	Player		Total FG-FGA	3-Ptr FG-FGA	FT-FTA	Rebounds Off	Def	Tot	PF	TP	A	TO	Blk	Stl	Min
01	GAINES, Lyonell	f	4-8	0-0	0-0	5	4	9	4	8	0	2	0	2	31
05	YOUNG, Alex	f	3-10	0-2	4-5	1	2	3	5	10	4	5	1	3	21
55	SIAKAM, Christian	f	4-4	0-0	2-4	3	3	6	4	10	0	3	0	0	26
02	THOMAS, Stephen	g	4-13	1-6	1-2	0	1	1	1	10	2	1	0	1	32
04	CHILES, Ian	g	5-10	2-3	2-4	1	2	3	1	14	3	0	0	2	32
10	SHANKLIN, Jordan		1-2	0-1	0-0	0	1	1	0	2	0	1	0	0	8
20	ESPOSITO, Sean		0-3	0-2	0-0	0	0	0	2	0	0	0	0	1	11
22	BARKSDALE, Marcellus		0-2	0-1	1-2	1	0	1	1	1	0	1	0	2	19
30	GIBBS, Donovan		0-1	0-0	0-0	1	0	1	1	0	0	1	0	0	6
50	PATTON, Mitchell		3-7	0-0	3-3	1	2	3	3	9	0	0	1	0	14
	Team					3	2	5							
	Totals		24-60	3-15	13-20	16	17	33	22	64	9	14	2	11	200

FG % 1st Half: 10-27 37.0% 2nd half: 14-33 42.4% Game: 24-60 40.0%
3FG % 1st Half: 2-7 28.6% 2nd half: 1-8 12.5% Game: 3-15 20.0%
FT % 1st Half: 8-10 80.0% 2nd half: 5-10 50.0% Game: 13-20 65.0%
Deadball Rebounds 2

Officials: Terry Wymer (R), Dan Dorian, Rob Kueneman
Technical fouls: Southern Utah-None. IUPUI-None.
Attendance: 1120
Young (IUPUI) scores 2,000 career point at 6:46 (1st) - 3rd played in IUPUI history and 11th in Summit League history to do so.
Fouled out - Heuir at 3:29 (2nd); Young (IUPUI) at 2:45 (2nd)

Score by periods	1st	2nd	Total
Southern Utah	37	35	**72**
IUPUI	30	34	**64**

Points	In Paint	Off T/O	2nd Chance	Fast Break	Bench
SUU	24	12	4	4	4
IUPUI	36	17	23	6	12

Last FG - SUU 2nd-02:04, IUPUI 2nd-00:47.
Largest lead - SUU by 9 1st-13:45, IUPUI by 2 2nd-12:00.
Score tied - 2 times.
Lead changed - 2 times.

Official Basketball Box Score -- Game Totals -- Final Statistics
Oral Roberts vs IUPUI
01/14/12 7:00 p.m. at Indianapolis, Ind. (The Jungle)

Game #20

Oral Roberts 81 • 16-4, 8-0

##	Player		Total FG-FGA	3-Ptr FG-FGA	FT-FTA	Rebounds Off	Def	Tot	PF	TP	A	TO	Blk	Stl	Min
45	MORRISON, Dominique	f	4-11	2-3	2-2	0	4	4	2	12	1	2	0	0	34
54	CRAION, Michael	f	6-7	0-0	6-10	6	4	10	1	18	0	3	0	0	31
32	BELL-HOLTER, Damen	c	6-10	0-0	6-7	2	7	9	2	18	4	2	0	0	31
04	PEARSON, Roderick	g	2-7	0-3	1-2	1	1	2	5	5	4	1	0	0	31
13	NILES, Warren	g	5-9	3-5	10-11	0	6	6	2	23	0	0	1	1	37
14	LLITERAS, Jake		0-1	0-1	0-0	0	0	0	1	0	0	1	0	0	8
22	ROUNDTREE, Steven		2-4	0-0	1-3	1	2	3	2	5	0	2	0	0	17
35	MANGHUM, Mikey		0-0	0-0	0-0	1	0	1	0	0	3	0	0	1	11
	Team					3	4	7				1			
	Totals		25-49	5-12	26-35	14	28	42	15	81	12	12	1	2	200

FG % 1st Half: 13-27 48.1% 2nd half: 12-22 54.5% Game: 25-49 51.0%
3FG % 1st Half: 3-7 42.9% 2nd half: 2-5 40.0% Game: 5-12 41.7%
FT % 1st Half: 7-12 58.3% 2nd half: 19-23 82.6% Game: 26-35 74.3%
Deadball Rebounds 2

IUPUI 71 • 8-12, 2-6

##	Player		Total FG-FGA	3-Ptr FG-FGA	FT-FTA	Rebounds Off	Def	Tot	PF	TP	A	TO	Blk	Stl	Min
01	GAINES, Lyonell	f	2-3	0-0	2-2	2	1	3	4	6	1	0	0	0	22
05	YOUNG, Alex	f	11-27	1-6	4-6	3	2	5	3	27	2	0	2	4	39
55	SIAKAM, Christian	f	2-5	0-0	0-0	1	4	5	4	4	0	0	0	0	19
02	THOMAS, Stephen	g	4-8	0-1	0-0	0	0	0	1	8	4	1	0	1	35
04	CHILES, Ian	g	4-13	0-3	2-2	2	2	4	1	10	3	0	3	1	37
10	SHANKLIN, Jordan		0-0	0-0	0-0	0	0	0	0	0	1	1	0	0	2
22	BARKSDALE, Marcellus		0-0	0-0	0-0	0	3	3	3	0	0	0	0	0	17
30	GIBBS, Donovan		4-5	0-0	0-2	2	3	5	3	8	0	1	0	0	21
50	PATTON, Mitchell		4-5	0-0	0-0	0	2	2	3	8	0	0	0	0	8
	Team					0	0	0							
	Totals		31-66	1-10	8-12	10	17	27	22	71	11	3	5	6	200

FG % 1st Half: 16-33 48.5% 2nd half: 15-33 45.5% Game: 31-66 47.0%
3FG % 1st Half: 0-3 0.0% 2nd half: 1-7 14.3% Game: 1-10 10.0%
FT % 1st Half: 4-4 100.0 2nd half: 4-8 50.0% Game: 8-12 66.7%
Deadball Rebounds 1

Officials: Jeff Campbell (R), Larry Scirotto, Todd Von Sossan
Technical fouls: Oral Roberts-None. IUPUI-None.
Attendance: 1215
Pearson (ORU) fouls out at 17.1 (2nd)

Score by periods	1st	2nd	Total
Oral Roberts	36	45	**81**
IUPUI	36	35	**71**

Points	In Paint	Off T/O	2nd Chance	Fast Break	Bench
ORU	32	3	13	4	5
IUPUI	42	15	12	10	16

Last FG - ORU 2nd-02:31, IUPUI 2nd-00:53.
Largest lead - ORU by 12 2nd-02:31, IUPUI by 5 2nd-14:07.
Score tied - 18 times.
Lead changed - 16 times.

Game #21

Official Basketball Box Score -- Game Totals -- Final Statistics
IUPUI vs South Dakota
01/19/12 7 p.m. at Vermillion, South Dakota (DakotaDome)

IUPUI 78 • 8-13, 2-7 Summit

##	Player		Total FG-FGA	3-Ptr FG-FGA	FT-FTA	Reb Off	Def	Tot	PF	TP	A	TO	Blk	Stl	Min
01	GAINES, Lyonell	*	3-8	0-0	0-0	3	4	7	2	6	1	1	0	0	30
02	THOMAS, Stephen	*	3-9	0-1	0-0	0	5	5	1	6	4	3	0	0	38
04	CHILES, Ian	*	6-12	1-2	5-5	1	2	3	4	18	7	4	1	2	37
05	YOUNG, Alex	*	7-17	4-9	9-9	2	5	7	3	27	3	3	0	1	37
55	SIAKAM, Christian	*	6-10	0-0	3-3	4	3	7	3	15	0	3	0	1	29
10	SHANKLIN, Jordan		0-0	0-0	0-0	0	0	0	0	0	0	0	0	0	2
12	RICE, Greg		0-0	0-0	0-0	0	1	1	1	0	2	0	0	0	7
22	BARKSDALE, Marcellus		2-2	0-0	0-0	1	0	1	1	4	0	1	0	0	10
30	GIBBS, Donovan		0-0	0-0	0-0	1	1	2	0	0	0	0	0	0	3
50	PATTON, Mitchell		0-3	0-0	2-2	0	0	0	1	2	1	0	0	1	7
	Team					3	1	4				2			
	Totals		27-61	5-12	19-19	15	22	37	16	78	18	17	1	5	200

FG % 1st Half: 12-27 44.4% 2nd half: 15-34 44.1% Game: 27-61 44.3%
3FG % 1st Half: 2-3 66.7% 2nd half: 3-9 33.3% Game: 5-12 41.7%
FT % 1st Half: 8-8 100.0 2nd half: 11-11 100.0 Game: 19-19 100.0
Deadball Rebounds 0

South Dakota 88 • 7-11, 2-7 Summit

##	Player		Total FG-FGA	3-Ptr FG-FGA	FT-FTA	Reb Off	Def	Tot	PF	TP	A	TO	Blk	Stl	Min
01	WESTBROOK, Charlie	*	12-18	2-3	6-8	0	6	6	2	32	6	1	2	4	35
03	TECKER, Steve	*	0-1	0-1	0-0	0	0	0	0	0	0	0	0	0	4
04	KROGMAN, Louie	*	8-17	4-9	1-1	1	2	3	3	21	9	5	0	2	40
14	ANDREOTTI, Ricardo	*	1-3	0-0	0-0	1	4	5	4	2	2	1	2	3	30
50	GRUIS, Trevor	*	9-11	0-0	0-1	3	4	7	3	18	3	3	1	0	37
02	BOOTS, Jordan		1-6	1-4	0-0	0	2	2	0	3	1	0	0	0	28
15	BARTLING, Jared		0-1	0-1	0-0	0	1	1	2	0	0	0	0	0	5
22	SAINT-GELAIS, Allen		3-4	1-1	5-6	0	1	1	1	12	0	0	0	0	21
	Team					1	0	1							
	Totals		34-61	8-19	12-16	6	20	26	15	88	21	10	5	9	200

FG % 1st Half: 14-32 43.8% 2nd half: 20-29 69.0% Game: 34-61 55.7%
3FG % 1st Half: 3-11 27.3% 2nd half: 5-8 62.5% Game: 8-19 42.1%
FT % 1st Half: 4-5 80.0% 2nd half: 8-11 72.7% Game: 12-16 75.0%
Deadball Rebounds 3

Officials: Kelly Self, Paul Janssen, John Moore
Technical fouls: IUPUI-None. South Dakota-None.
Attendance: 1327
First home game for the Coyotes in 2012.

Score by periods	1st	2nd	Total
IUPUI	34	44	**78**
South Dakota	35	53	**88**

Points	In Paint	Off T/O	2nd Chance	Fast Break	Bench
IUPUI	38	8	14	2	6
SD	50	26	7	6	15

Last FG - IUPUI 2nd-00:24, SD 2nd-00:39.
Largest lead - IUPUI by 11 1st-14:21, SD by 12 2nd-01:13.
Score tied - 4 times.
Lead changed - 11 times.

Game #22

Official Basketball Box Score -- Game Totals -- Final Statistics
IUPUI vs UMKC
01/21/12 7:05 pm at Kansas City, Mo. (Swinney Rec. Center)

IUPUI 62 • 8-14, 2-8 SL

##	Player		Total FG-FGA	3-Ptr FG-FGA	FT-FTA	Reb Off	Def	Tot	PF	TP	A	TO	Blk	Stl	Min
01	GAINES, Lyonell	f	1-4	0-0	2-4	2	1	3	5	4	2	1	0	0	35
55	SIAKAM, Christian	f	4-7	0-0	0-0	2	5	7	1	8	1	2	1	1	36
02	THOMAS, Stephen	g	5-8	2-4	0-0	0	3	3	1	12	2	0	1	0	37
04	CHILES, Ian	g	3-6	0-1	4-4	1	3	4	3	10	1	3	1	1	34
05	YOUNG, Alex	g	10-24	1-6	5-7	4	1	5	2	26	0	4	0	2	38
10	SHANKLIN, Jordan		0-1	0-1	0-0	0	0	0	0	0	0	0	0	0	4
12	RICE, Greg		1-1	0-0	0-0	0	0	0	0	2	0	0	0	0	6
22	BARKSDALE, Marcellus		0-0	0-0	0-0	0	0	0	1	0	0	0	0	0	7
30	GIBBS, Donovan		0-0	0-0	0-0	0	0	0	0	0	0	0	0	0	0+
50	PATTON, Mitchell		0-1	0-0	0-0	0	1	1	1	0	0	0	0	0	3
	Team					4	2	6				1			
	Totals		24-52	3-12	11-15	13	16	29	14	62	6	11	3	4	200

FG % 1st Half: 11-25 44.0% 2nd half: 13-27 48.1% Game: 24-52 46.2%
3FG % 1st Half: 1-6 16.7% 2nd half: 2-6 33.3% Game: 3-12 25.0%
FT % 1st Half: 5-6 83.3% 2nd half: 6-9 66.7% Game: 11-15 73.3%
Deadball Rebounds 4

UMKC 64 • 9-13, 3-7 SL

##	Player		Total FG-FGA	3-Ptr FG-FGA	FT-FTA	Reb Off	Def	Tot	PF	TP	A	TO	Blk	Stl	Min
13	STATON, Thomas	f	5-9	4-7	2-2	1	2	3	2	16	2	0	1	1	35
23	HALL, Trinity	f	5-6	1-2	6-9	1	3	4	3	17	1	3	0	0	36
44	KORVER, Kirk	f	1-3	1-2	0-0	1	2	3	1	3	0	0	0	1	25
10	CHAMBERLAIN, Reggie	g	4-7	1-3	2-2	0	1	1	1	11	5	2	0	1	37
11	TYLER, Estan	g	0-4	0-1	2-2	0	1	1	1	2	3	1	0	0	21
00	ROGERS, Nate		4-6	1-1	0-0	0	0	0	1	9	1	0	0	0	13
01	GHOLSTON, Michael		0-1	0-1	0-0	0	1	1	1	0	1	1	0	1	12
04	KAMWA, Bernard		1-2	0-0	0-0	0	1	1	3	2	1	1	0	0	6
21	CHATMON, Fred		2-3	0-1	0-0	0	3	3	2	4	0	2	1	0	15
	Team					1	0	1				2			
	Totals		22-41	8-18	12-15	4	14	18	15	64	14	12	2	4	200

FG % 1st Half: 12-22 54.5% 2nd half: 10-19 52.6% Game: 22-41 53.7%
3FG % 1st Half: 3-9 33.3% 2nd half: 5-9 55.6% Game: 8-18 44.4%
FT % 1st Half: 4-4 100.0 2nd half: 8-11 72.7% Game: 12-15 80.0%
Deadball Rebounds 2,1

Officials: Dan Dorian, Terry Anderson, Bret Wegenke
Technical fouls: IUPUI-None. UMKC-None.
Attendance: 1504
Summit League game.
FO: IUPUI #1 (0:02.6)

Score by periods	1st	2nd	Total
IUPUI	28	34	**62**
UMKC	31	33	**64**

Points	In Paint	Off T/O	2nd Chance	Fast Break	Bench
IUPUI	32	13	9	0	2
UMKC	18	15	8	2	15

Last FG - IUPUI 2nd-00:06, UMKC 2nd-03:04.
Largest lead - IUPUI by 3 2nd-14:16, UMKC by 9 2nd-06:05.
Score tied - 6 times.
Lead changed - 6 times.

Game #23

Official Basketball Box Score -- Game Totals -- Final Statistics
IUPUI vs Western Illinois
1/28/12 7 p.m. at Macomb, Ill. - Western Hall

IUPUI 55 • 8-15, 2-9

##	Player		Total FG-FGA	3-Ptr FG-FGA	FT-FTA	Reb Off	Def	Tot	PF	TP	A	TO	Blk	Stl	Min
01	GAINES, Lyonell	f	0-3	0-0	0-0	0	1	1	1	0	1	0	0	0	26
55	SIAKAM, Christian	f	7-8	0-0	2-3	4	4	8	3	16	2	3	0	1	36
02	THOMAS, Stephen	g	1-3	0-1	2-2	1	2	3	1	4	3	2	0	2	39
04	CHILES, Ian	g	3-7	0-2	0-0	1	2	3	0	6	0	3	0	1	37
05	YOUNG, Alex	g	9-18	2-3	2-3	1	3	4	3	22	2	3	2	1	31
12	RICE, Greg		0-0	0-0	0-0	0	0	0	0	0	0	0	0	0	1
20	ESPOSITO, Sean		0-1	0-1	0-0	1	1	2	2	0	0	1	0	0	14
22	BARKSDALE, Marcellus		2-4	1-2	0-0	0	0	0	0	5	2	0	0	0	12
30	GIBBS, Donovan		1-1	0-0	0-0	0	0	0	0	2	0	0	0	1	2
50	PATTON, Mitchell		0-1	0-0	0-0	0	0	0	0	0	0	0	0	0	2
	Team					0	5	5							
	Totals		23-46	3-9	6-8	8	18	26	10	55	10	12	2	6	200

FG % 1st Half: 10-21 47.6% 2nd half: 13-25 52.0% Game: 23-46 50.0%
3FG % 1st Half: 1-4 25.0% 2nd half: 2-5 40.0% Game: 3-9 33.3%
FT % 1st Half: 3-4 75.0% 2nd half: 3-4 75.0% Game: 6-8 75.0%
Deadball Rebounds 1

Western Illinois 57 • 12-8, 6-5

##	Player		Total FG-FGA	3-Ptr FG-FGA	FT-FTA	Reb Off	Def	Tot	PF	TP	A	TO	Blk	Stl	Min
15	EMEGANO, Obi	f	3-8	1-1	3-4	0	0	0	2	10	0	1	0	1	35
32	HOUPT, Jack	f	0-5	0-3	2-2	0	1	1	3	2	3	0	0	2	31
43	PARKS, Terell	c	7-8	0-0	0-0	2	4	6	0	14	3	1	1	1	31
03	TYLER, Tommie	g	0-2	0-0	0-0	0	0	0	2	0	0	4	0	1	22
22	CLARK, Ceola	g	7-11	4-7	2-2	0	9	9	2	20	8	3	1	2	40-
24	ROBERTS-BURNETT, Re		5-7	1-1	0-0	0	1	1	0	11	1	1	0	0	27
33	GEBRU, David		0-0	0-0	0-0	0	0	0	0	0	0	0	0	0	9
34	McAVOY, Don		0-2	0-1	0-0	1	0	1	1	0	0	0	0	0	5
	Team					1	1	2							
	Totals		22-43	6-13	7-8	4	16	20	10	57	15	10	2	7	200

FG % 1st Half: 11-20 55.0% 2nd half: 11-23 47.8% Game: 22-43 51.2%
3FG % 1st Half: 3-4 75.0% 2nd half: 3-9 33.3% Game: 6-13 46.2%
FT % 1st Half: 3-4 75.0% 2nd half: 4-4 100.0 Game: 7-8 87.5%
Deadball Rebounds 0

Officials: Jason Conner, Brian McAnally, Jeff Albright
Technical fouls: IUPUI-TEAM. Western Illinois-None.
Attendance: 1897

Score by periods	1st	2nd	Total
IUPUI	24	31	**55**
Western Illinois	28	29	**57**

Points	In Paint	Off T/O	2nd Chance	Fast Break	Bench
IUPUI	22	14	8	4	7
WIU	18	9	5	6	11

Last FG - IUPUI 2nd-02:00, WIU 2nd-00:01.
Largest lead - IUPUI by 4 1st-15:50, WIU by 7 1st-01:38.
Score tied - 8 times.
Lead changed - 8 times.

Game #24

Official Basketball Box Score -- Game Totals -- Final Statistics
Oakland vs IUPUI
02/01/12 7:00 p.m. at Indianapolis, Ind. (The Jungle)

Oakland 75 • 12-13, 6-7

##	Player		Total FG-FGA	3-Ptr FG-FGA	FT-FTA	Reb Off	Def	Tot	PF	TP	A	TO	Blk	Stl	Min
02	WILLIAMS, Dante	f	2-3	0-1	0-1	0	2	2	1	4	1	1	1	2	15
15	VALENTINE, Drew	f	3-7	0-2	2-4	6	6	12	1	8	3	2	0	0	38
40	SIKORA, Kyle	c	0-0	0-0	0-0	1	2	3	3	0	0	1	1	0	9
23	HAMILTON, Reggie	g	7-17	2-7	2-2	0	4	4	3	18	8	6	0	1	39
33	BASS, Ryan	g	2-5	0-0	3-3	0	0	0	3	7	0	0	0	1	18
03	BADER, Travis		7-13	6-12	0-0	0	5	5	2	20	2	1	0	3	38
13	LUCAS-PERRY, Laval		3-7	3-6	2-2	0	3	3	4	11	2	0	1	0	25
24	POCHES, Matt		0-0	0-0	0-0	0	0	0	0	0	0	0	0	0	1
42	PETROS, Corey		2-4	0-0	3-4	1	0	1	5	7	0	1	0	1	17
	Team					2	1	3							
	Totals		26-56	11-28	12-16	10	23	33	22	75	16	12	3	8	200

FG % 1st Half: 14-27 51.9% 2nd half: 12-29 41.4% Game: 26-56 46.4%
3FG % 1st Half: 6-15 40.0% 2nd half: 5-13 38.5% Game: 11-28 39.3%
FT % 1st Half: 7-9 77.8% 2nd half: 5-7 71.4% Game: 12-16 75.0%
Deadball Rebounds 1

IUPUI 79 • 9-15, 3-9

##	Player		Total FG-FGA	3-Ptr FG-FGA	FT-FTA	Reb Off	Def	Tot	PF	TP	A	TO	Blk	Stl	Min
01	GAINES, Lyonell	f	1-3	0-0	1-2	2	0	2	0	3	0	1	0	0	22
05	YOUNG, Alex	f	5-12	1-4	3-4	4	4	8	4	14	2	2	1	4	31
55	SIAKAM, Christian	f	11-16	0-0	1-3	2	7	9	4	23	3	0	2	1	32
02	THOMAS, Stephen	g	2-5	1-3	1-2	0	1	1	3	6	2	4	0	0	36
04	CHILES, Ian	g	5-14	3-4	2-3	2	6	8	1	15	0	1	0	2	37
12	RICE, Greg		0-1	0-1	0-0	0	0	0	0	0	1	0	0	0	4
20	ESPOSITO, Sean		5-9	4-7	4-4	0	4	4	2	18	0	2	0	1	25
22	BARKSDALE, Marcellus		0-1	0-1	0-0	0	0	0	2	0	1	1	0	0	10
50	PATTON, Mitchell		0-1	0-0	0-0	0	0	0	0	0	0	0	0	0	3
	Team					3	1	4							
	Totals		29-62	9-20	12-18	13	23	36	16	79	9	11	3	8	200

FG % 1st Half: 15-33 45.5% 2nd half: 14-29 48.3% Game: 29-62 46.8%
3FG % 1st Half: 5-9 55.6% 2nd half: 4-11 36.4% Game: 9-20 45.0%
FT % 1st Half: 1-2 50.0% 2nd half: 11-16 68.8% Game: 12-18 66.7%
Deadball Rebounds 3

Officials: Lamont Simpson (R), Bill Ek, Todd Von Sossan
Technical fouls: Oakland-None. IUPUI-None.
Attendance: 978
Petros (OU) fouls out at 5:08 (2nd)

Score by periods	1st	2nd	Total
Oakland	41	34	**75**
IUPUI	36	43	**79**

Points	In Paint	Off T/O	2nd Chance	Fast Break	Bench
OU	28	13	21	6	38
IUPUI	32	19	13	6	18

Last FG - OU 2nd-00:33, IUPUI 2nd-00:43.
Largest lead - OU by 6 1st-03:02, IUPUI by 9 1st-18:43.
Score tied - 7 times.
Lead changed - 10 times.

Game #25

Official Basketball Box Score -- Game Totals -- Final Statistics
IPFW vs IUPUI
02/04/12 1:00 p.m. at Indianapolis, Ind. (The Jungle)

IPFW 63 • 10-13, 4-10

##	Player		Total FG-FGA	3-Ptr FG-FGA	FT-FTA	Reb Off	Def	Tot	PF	TP	A	TO	Blk	Stl	Min
11	PECKINPAUGH, John	f	0-1	0-1	1-2	1	0	1	4	1	2	2	0	0	14
44	McCORKLE, Trey	f	4-9	0-0	6-6	3	4	7	1	14	1	2	1	1	28
01	MARLIN, Jonny	g	2-4	1-2	0-0	1	0	1	4	5	3	4	0	0	24
04	GAINES, Frank	g	5-15	1-8	2-2	1	4	5	1	13	2	2	1	3	35
35	BOYD, Antwaun	g	1-3	0-0	3-4	0	3	3	4	5	1	2	0	1	19
05	SMEATHERS, Jason		0-1	0-1	0-0	0	1	1	0	0	0	0	0	0	8
10	McCRAY, Isaiah		0-0	0-0	1-2	0	2	2	0	1	0	0	0	0	4
12	JORDAN, Justin		0-3	0-2	0-0	0	2	2	2	0	4	2	0	1	14
15	HINES, Mario		4-5	0-0	5-6	1	4	5	2	13	0	3	0	0	20
20	KIBILOSKI, Michael		0-3	0-0	0-0	0	0	0	0	0	0	1	0	0	9
53	EDWARDS, Joe		4-4	3-3	0-0	0	1	1	1	11	1	0	1	1	25
	Team					2	5	7							
	Totals		20-48	5-17	18-22	9	26	35	19	63	14	18	3	7	200

FG % 1st Half: 10-25 40.0% 2nd half: 10-23 43.5% Game: 20-48 41.7%
3FG % 1st Half: 3-8 37.5% 2nd half: 2-9 22.2% Game: 5-17 29.4%
FT % 1st Half: 6-8 75.0% 2nd half: 12-14 85.7% Game: 18-22 81.8%
Deadball Rebounds 2

IUPUI 66 • 10-15, 4-9

##	Player		Total FG-FGA	3-Ptr FG-FGA	FT-FTA	Reb Off	Def	Tot	PF	TP	A	TO	Blk	Stl	Min
01	GAINES, Lyonell	f	1-2	0-0	0-0	1	3	4	1	2	0	0	0	0	26
05	YOUNG, Alex	f	8-15	2-3	3-4	1	4	5	2	21	2	5	2	3	36
55	SIAKAM, Christian	f	5-11	0-0	5-5	4	3	7	4	15	1	3	0	2	27
02	THOMAS, Stephen	g	5-12	3-5	7-10	0	4	4	2	20	3	2	0	1	37
04	CHILES, Ian	g	2-7	0-0	4-6	1	5	6	3	8	1	2	1	1	36
12	RICE, Greg		0-1	0-1	0-0	0	0	0	0	0	0	0	0	0	3
20	ESPOSITO, Sean		0-2	0-0	0-0	1	2	3	1	0	1	1	0	1	19
22	BARKSDALE, Marcellus		0-1	0-1	0-0	0	0	0	1	0	0	0	0	0	8
30	GIBBS, Donovan		0-0	0-0	0-0	0	0	0	1	0	0	1	0	0	4
50	PATTON, Mitchell		0-2	0-0	0-0	1	0	1	2	0	0	0	1	0	4
	Team					1	0	1							
	Totals		21-53	5-10	19-25	10	21	31	17	66	8	14	4	8	200

FG % 1st Half: 11-28 39.3% 2nd half: 10-25 40.0% Game: 21-53 39.6%
3FG % 1st Half: 2-7 28.6% 2nd half: 3-3 100.0 Game: 5-10 50.0%
FT % 1st Half: 4-7 57.1% 2nd half: 15-18 83.3% Game: 19-25 76.0%
Deadball Rebounds 2

Officials: Frank Spencer (R), Tim Stewart, Kelly Pfeifer
Technical fouls: IPFW-HINES, Mario. IUPUI-THOMAS, Stephen.
Attendance: 1165

Score by periods	1st	2nd	Total
IPFW	29	34	**63**
IUPUI	28	38	**66**

Points	In Paint	Off T/O	2nd Chance	Fast Break	Bench
IPFW	18	21	6	4	25
IUPUI	22	23	11	4	0

Last FG - IPFW 2nd-02:45, IUPUI 2nd-00:24.
Largest lead - IPFW by 10 2nd-06:28, IUPUI by 7 1st-08:04.
Score tied - 7 times.
Lead changed - 7 times.

Game #26

Official Basketball Box Score -- Game Totals -- Final Statistics
IUPUI vs Oral Roberts
02/09/12 7:05 p.m. at Tulsa, Okla. (Mabee Center)

IUPUI 74 • 10-16, 4-10

##	Player		Total FG-FGA	3-Ptr FG-FGA	FT-FTA	Reb Off	Def	Tot	PF	TP	A	TO	Blk	Stl	Min
01	GAINES, Lyonell	f	2-3	0-0	0-1	1	3	4	4	4	0	3	0	1	31
05	YOUNG, Alex	f	11-21	6-9	6-7	1	6	7	2	34	1	2	0	2	44
55	SIAKAM, Christian	f	4-7	0-0	3-4	2	4	6	4	11	2	1	0	0	41
02	THOMAS, Stephen	g	3-10	1-3	4-4	3	3	6	3	11	1	2	1	2	45
04	CHILES, Ian	g	3-9	1-2	1-2	1	4	5	3	8	2	2	0	1	45
20	ESPOSITO, Sean		0-1	0-1	2-2	0	0	0	2	2	1	0	0	0	7
22	BARKSDALE, Marcellus		0-0	0-0	0-0	0	0	0	0	0	0	0	0	0	1
30	GIBBS, Donovan		1-1	0-0	0-0	0	0	0	0	2	0	1	0	0	7
50	PATTON, Mitchell		1-2	0-0	0-0	1	1	2	1	2	0	0	2	1	4
	Team					1	1	2	1						
	Totals		25-54	8-15	16-20	10	22	32	20	74	7	11	3	7	225

FG % 1st Half: 11-24 45.8% 2nd half: 11-23 47.8% OT: 3-7 42.9% Game: 25-54 46.3%
3FG % 1st Half: 4-6 66.7% 2nd half: 3-8 37.5% OT: 1-1 100.0 Game: 8-15 53.3%
FT % 1st Half: 6-6 100.0 2nd half: 8-10 80.0% OT: 2-4 50.0% Game: 16-20 80.0%
Deadball Rebounds 1

Oral Roberts 76 • 22-5, 14-1

##	Player		Total FG-FGA	3-Ptr FG-FGA	FT-FTA	Reb Off	Def	Tot	PF	TP	A	TO	Blk	Stl	Min
32	BELL-HOLTER, Damen	f	2-3	0-1	4-5	2	7	9	3	8	0	2	0	0	34
45	MORRISON, Dominique	f	7-18	2-5	7-8	1	2	3	5	23	0	2	1	1	44
54	CRAION, Michael	f	3-6	0-0	5-5	3	3	6	5	11	2	2	0	2	25
04	PEARSON, Roderick	g	3-9	0-1	0-0	0	4	4	4	6	1	2	0	2	32
13	NILES, Warren	g	4-10	1-4	2-3	2	1	3	3	11	3	2	0	0	43
14	LLITERAS, Jake		3-5	0-2	0-0	0	2	2	0	6	0	0	0	0	8
22	ROUNDTREE, Steven		4-6	0-0	3-3	1	2	3	2	11	1	2	2	1	27
35	MANGHUM, Mikey		0-0	0-0	0-0	0	0	0	0	0	1	0	0	0	12
	Team					0	4	4							
	Totals		26-57	3-13	21-24	9	25	34	22	76	8	12	3	6	225

FG % 1st Half: 10-25 40.0% 2nd half: 13-27 48.1% OT: 3-5 60.0% Game: 26-57 45.6%
3FG % 1st Half: 1-7 14.3% 2nd half: 2-6 33.3% OT: 0-0 0.0% Game: 3-13 23.1%
FT % 1st Half: 7-9 77.8% 2nd half: 9-9 100.0 OT: 5-6 83.3% Game: 21-24 87.5%
Deadball Rebounds 1

Officials:
Technical fouls: IUPUI-THOMAS, Stephen; TEAM. Oral Roberts-PEARSON, Roderick.
Attendance: 3495

Score by periods	1st	2nd	OT	Total
IUPUI	32	33	9	**74**
Oral Roberts	28	37	11	**76**

Points	In Paint	Off T/O	2nd Chance	Fast Break	Bench
IUPUI	22	13	6	2	6
ORU	34	11	10	8	17

Last FG - IUPUI OT-00:40, ORU OT-00:00.
Largest lead - IUPUI by 6 1st-08:17, ORU by 11 2nd-11:41.
Score tied - 5 times.
Lead changed - 6 times.

Game #27

Official Basketball Box Score -- Game Totals -- Final Statistics
IUPUI vs Southern Utah
2/11/12 7:30 p.m. at Cedar City, Utah (Centrum Arena)

IUPUI 66 • 11-16/5-10Summit

##	Player		Total FG-FGA	3-Ptr FG-FGA	FT-FTA	Reb Off	Def	Tot	PF	TP	A	TO	Blk	Stl	Min
01	GAINES, Lyonell	f	0-1	0-0	0-0	0	2	2	4	0	1	1	0	0	19
05	YOUNG, Alex	f	7-15	2-5	6-8	0	3	3	1	22	0	1	0	2	33
55	SIAKAM, Christian	c	1-3	0-0	5-6	1	2	3	2	7	0	2	2	1	24
02	THOMAS, Stephen	g	3-8	0-2	2-2	0	2	2	1	8	3	0	0	0	34
04	CHILES, Ian	g	3-4	2-2	6-8	0	6	6	1	14	1	4	0	2	33
12	RICE, Greg		0-0	0-0	0-0	0	0	0	0	0	0	0	0	0	2
20	ESPOSITO, Sean		2-4	1-3	0-0	0	1	1	0	5	0	0	0	0	16
22	BARKSDALE, Marcellus		0-1	0-0	2-2	1	2	3	2	2	0	0	0	1	10
30	GIBBS, Donovan		1-2	0-0	0-0	0	2	2	2	2	0	0	0	0	14
50	PATTON, Mitchell		2-2	0-0	2-3	1	1	2	2	6	1	0	0	0	15
	Team					0	5	5							
	Totals		19-40	5-12	23-29	3	26	29	15	66	6	8	2	6	200

FG % 1st Half: 10-23 43.5% 2nd half: 9-17 52.9% Game: 19-40 47.5%
3FG % 1st Half: 5-9 55.6% 2nd half: 0-3 0.0% Game: 5-12 41.7%
FT % 1st Half: 7-8 87.5% 2nd half: 16-21 76.2% Game: 23-29 79.3%
Deadball Rebounds 4

Southern Utah 53 • 13-13/8-8 Summit

##	Player		Total FG-FGA	3-Ptr FG-FGA	FT-FTA	Reb Off	Def	Tot	PF	TP	A	TO	Blk	Stl	Min
13	TAYLOR, Ramell	f	3-8	0-0	1-3	1	2	3	1	7	0	2	0	0	18
21	STEVENETT, Jackson	f	6-16	1-2	0-0	2	4	6	3	13	3	1	0	1	36
34	MASSEY, Matt	c	1-3	0-0	1-1	2	1	3	4	3	1	1	0	0	18
03	HEUIR, Damon	g	2-11	2-7	2-2	1	2	3	1	8	3	3	0	1	37
05	JONES Jr, Ray,	g	5-8	0-2	1-2	0	2	2	2	11	5	4	0	0	38
02	CAMERON, Brian		0-0	0-0	0-0	0	0	0	0	0	0	0	0	0	1
12	NSENKI, Chris		0-0	0-0	0-0	0	0	0	0	0	0	0	0	0	1
25	JOHNSON, Jordan		0-0	0-0	3-4	2	3	5	4	3	0	0	0	0	17
32	COLLIE, Wade		1-4	0-1	0-0	0	2	2	1	2	1	1	0	0	11
33	KOEHLER, Tyson		1-2	0-0	4-4	0	0	0	2	6	0	0	0	0	14
42	JEFFERY, Jaren		0-1	0-0	0-0	1	2	3	3	0	0	0	0	1	8
50	HANKS, Cal		0-0	0-0	0-0	0	0	0	0	0	0	0	0	0	1
	Team					3	2	5							
	Totals		19-53	3-12	12-16	12	20	32	21	53	13	12	0	3	200

FG % 1st Half: 14-26 53.8% 2nd half: 5-27 18.5% Game: 19-53 35.8%
3FG % 1st Half: 2-5 40.0% 2nd half: 1-7 14.3% Game: 3-12 25.0%
FT % 1st Half: 5-5 100.0 2nd half: 7-11 63.6% Game: 12-16 75.0%
Deadball Rebounds 0

Officials: Eric Curry, John Yorkovich, Terry Anderson
Technical fouls: IUPUI-None. Southern Utah-None.
Attendance: 3044

Score by periods	1st	2nd	Total
IUPUI	32	34	**66**
Southern Utah	35	18	**53**

Points	In Paint	Off T/O	2nd Chance	Fast Break	Bench
IUPUI	20	8	4	4	15
SUU	18	13	13	6	11

Last FG - IUPUI 2nd-05:29, SUU 2nd-02:20.
Largest lead - IUPUI by 13 2nd-05:29, SUU by 6 1st-07:07.
Score tied - 2 times.
Lead changed - 6 times.

Game #28

Official Basketball Box Score -- Game Totals -- Final Statistics
South Dakota vs IUPUI
02/15/12 7:00 p.m. at Indianapolis, Ind. (The Jungle)

South Dakota 70 • 9-16, 4-12

##	Player		Total FG-FGA	3-Ptr FG-FGA	FT-FTA	Reb Off	Def	Tot	PF	TP	A	TO	Blk	Stl	Min
14	ANDREOTTI, Ricardo	f	2-3	0-0	1-2	3	5	8	3	5	1	2	0	1	33
22	SAINT-GELAIS, Allen	f	2-3	0-0	0-0	0	1	1	1	4	2	2	0	0	11
50	GRUIS, Trevor	c	6-10	0-0	3-4	4	3	7	4	15	2	3	1	1	32
01	WESTBROOK, Charlie	g	4-9	2-3	4-6	1	1	2	2	14	1	3	0	1	34
04	KROGMAN, Louie	g	8-19	6-11	2-4	0	1	1	2	24	7	0	0	4	40
02	BOOTS, Jordan		3-7	2-5	0-0	0	1	1	0	8	1	1	0	0	29
03	TECKER, Steve		0-4	0-1	0-0	0	1	1	0	0	1	0	0	0	17
12	BOS, Brandon		0-0	0-0	0-0	0	0	0	0	0	1	0	0	0	4
	Team					2	2	4							
	Totals		25-55	10-20	10-16	10	15	25	12	70	16	11	1	7	200

FG % 1st Half: 10-25 40.0% 2nd half: 15-30 50.0% Game: 25-55 45.5%
3FG % 1st Half: 5-11 45.5% 2nd half: 5-9 55.6% Game: 10-20 50.0%
FT % 1st Half: 6-9 66.7% 2nd half: 4-7 57.1% Game: 10-16 62.5%
Deadball Rebounds 4

IUPUI 88 • 12-16, 6-10

##	Player		Total FG-FGA	3-Ptr FG-FGA	FT-FTA	Reb Off	Def	Tot	PF	TP	A	TO	Blk	Stl	Min
01	GAINES, Lyonell	f	4-5	0-0	0-0	0	4	4	1	8	2	0	1	0	21
05	YOUNG, Alex	f	6-14	1-3	3-3	0	3	3	2	16	5	1	0	4	33
55	SIAKAM, Christian	f	8-11	0-0	1-1	5	4	9	3	17	1	2	2	0	29
02	THOMAS, Stephen	g	5-8	4-5	0-0	0	3	3	1	14	5	1	0	0	30
04	CHILES, Ian	g	4-8	0-2	0-1	1	0	1	2	8	6	4	0	1	36
10	SHANKLIN, Jordan		0-0	0-0	0-0	0	0	0	0	0	1	0	0	0	1
12	RICE, Greg		0-0	0-0	0-0	0	0	0	1	0	1	0	0	0	9
20	ESPOSITO, Sean		5-8	4-6	1-1	1	3	4	4	15	0	0	0	2	21
22	BARKSDALE, Marcellus		1-1	1-1	0-0	0	2	2	1	3	0	1	0	0	3
23	HUBERT, P.J.		0-0	0-0	0-0	0	0	0	0	0	0	0	0	0	1
24	KITCOFF, Nick		0-0	0-0	0-0	0	0	0	0	0	0	0	0	0	1
30	GIBBS, Donovan		2-2	0-0	3-4	0	0	0	0	7	0	0	1	0	11
50	PATTON, Mitchell		0-1	0-0	0-0	1	0	1	0	0	0	2	0	0	4
	Team					1	3	4							
	Totals		35-58	10-17	8-10	9	22	31	15	88	21	11	4	7	200

FG % 1st Half: 18-30 60.0% 2nd half: 17-28 60.7% Game: 35-58 60.3%
3FG % 1st Half: 6-10 60.0% 2nd half: 4-7 57.1% Game: 10-17 58.8%
FT % 1st Half: 4-5 80.0% 2nd half: 4-5 80.0% Game: 8-10 80.0%
Deadball Rebounds 1

Officials: Frank Spencer (R), D.J. Carstensen, Jeff Albright
Technical fouls: South Dakota-None. IUPUI-None.
Attendance: 752

Score by periods	1st	2nd	Total
South Dakota	31	39	**70**
IUPUI	46	42	**88**

Points	In Paint	Off T/O	2nd Chance	Fast Break	Bench
SD	28	17	10	2	8
IUPUI	44	12	17	7	25

Last FG - SD 2nd-00:15, IUPUI 2nd-00:41.
Largest lead - SD by 1 1st-17:42, IUPUI by 23 2nd-12:53.
Score tied - 1 time.
Lead changed - 4 times.

Official Basketball Box Score -- Game Totals -- Final Statistics
IUPUI vs Nicholls Colonels
2/18/12 3:30 p.m. at Stopher Gym (Thibodaux, La.)

Game #29

IUPUI 84 • 13-16

##	Player		Total FG-FGA	3-Ptr FG-FGA	FT-FTA	Rebounds Off	Def	Tot	PF	TP	A	TO	Blk	Stl	Min
01	GAINES, Lyonell	f	3-4	0-0	1-2	1	1	2	3	7	1	2	0	0	25
55	SIAKAM, Christian	f	7-8	0-0	0-0	0	3	3	1	14	3	2	1	0	28
02	THOMAS, Stephen	g	4-6	2-3	4-6	0	2	2	2	14	3	2	0	0	36
04	CHILES, Ian	g	3-8	1-3	6-6	1	4	5	2	13	0	1	0	0	33
05	YOUNG, Alex	g	8-12	1-1	8-9	2	4	6	3	25	2	1	2	2	32
12	RICE, Greg		0-0	0-0	0-0	0	0	0	1	0	0	0	0	0	4
20	ESPOSITO, Sean		1-4	1-3	1-2	0	1	1	0	4	0	0	1	0	20
22	BARKSDALE, Marcellus		0-1	0-0	4-4	1	4	5	3	4	1	0	0	0	13
30	GIBBS, Donovan		1-1	0-0	0-0	0	0	0	1	2	0	1	0	0	3
50	PATTON, Mitchell		0-1	0-0	1-2	1	0	1	1	1	0	0	0	0	6
	Team					2	2	4							
	Totals		27-45	5-10	25-31	8	21	29	17	84	10	9	4	2	200

FG % 1st Half: 14-23 60.9% 2nd half: 13-22 59.1% Game: 27-45 60.0%
3FG % 1st Half: 2-5 40.0% 2nd half: 3-5 60.0% Game: 5-10 50.0%
FT % 1st Half: 13-15 86.7% 2nd half: 12-16 75.0% Game: 25-31 80.6%

Deadball Rebounds 3

Nicholls Colonels 80 • 8-17

##	Player		Total FG-FGA	3-Ptr FG-FGA	FT-FTA	Rebounds Off	Def	Tot	PF	TP	A	TO	Blk	Stl	Min
01	Thomas, Dantrell	g	4-8	2-6	2-2	1	5	6	4	12	3	1	0	0	34
21	Rillieux, Shane	g	3-6	0-1	9-11	1	2	3	4	15	7	1	0	0	40-
23	Lewis, Trevon	g	4-12	0-1	2-4	1	0	1	4	10	1	0	0	0	20
34	Smith, Jeremy	g	5-7	1-2	2-2	1	2	3	4	13	2	2	0	0	27
35	Smith-Hyde, Linden	g	4-7	1-3	0-0	2	1	3	1	9	1	2	0	1	28
03	Hammond, Bryan		0-2	0-2	0-2	0	0	0	1	0	0	0	1	0	23
05	West, Zachary		0-0	0-0	0-0	0	0	0	1	0	0	0	0	0	0+
11	Talkington, Chris		5-7	3-5	3-4	0	2	2	2	16	0	0	0	1	17
24	Bailey, Sterling		2-3	1-1	0-1	0	1	1	1	5	0	0	1	0	11
	Team					1	1	2							
	Totals		27-52	8-21	18-26	7	14	21	22	80	14	6	2	2	200

FG % 1st Half: 13-26 50.0% 2nd half: 14-26 53.8% Game: 27-52 51.9%
3FG % 1st Half: 4-10 40.0% 2nd half: 4-11 36.4% Game: 8-21 38.1%
FT % 1st Half: 8-12 66.7% 2nd half: 10-14 71.4% Game: 18-26 69.2%

Deadball Rebounds 4

Officials: Jeff Campbell, Bryan Anslinger, Greg Webb
Technical fouls: IUPUI-None. Nicholls Colonels-None.
Attendance: 679

Score by periods	1st	2nd	Total
IUPUI	43	41	**84**
Nicholls Colonels	38	42	**80**

Official Basketball Box Score -- Game Totals -- Final Statistics
IUPUI vs North Dakota State
02/23/12 7:05 p.m. at Bison Sports Arena, Fargo, ND

Game #30

IUPUI 74 • 14-16, 7-10

##	Player		Total FG-FGA	3-Ptr FG-FGA	FT-FTA	Rebounds Off	Def	Tot	PF	TP	A	TO	Blk	Stl	Min
01	GAINES, Lyonell	f	0-1	0-0	2-2	1	0	1	2	2	0	1	0	0	10
55	SIAKAM, Christian	f	4-11	0-0	2-2	6	5	11	4	10	1	3	0	3	31
02	THOMAS, Stephen	g	4-8	1-2	5-6	0	2	2	2	14	5	2	0	1	39
04	CHILES, Ian	g	4-8	1-2	3-4	1	4	5	1	12	1	2	0	0	35
05	YOUNG, Alex	g	8-14	2-3	3-4	1	5	6	0	21	0	3	1	1	34
20	ESPOSITO, Sean		1-3	1-3	2-2	0	1	1	3	5	0	0	0	1	21
22	BARKSDALE, Marcellus		1-2	0-1	0-0	0	1	1	2	2	0	2	0	1	14
30	GIBBS, Donovan		2-4	0-0	2-2	0	1	1	1	6	0	1	0	0	7
50	PATTON, Mitchell		1-2	0-0	0-0	1	1	2	2	2	0	0	2	1	9
	Team					0	1	1							
	Totals		25-53	5-11	19-22	10	21	31	17	74	7	14	3	8	200

FG % 1st Half: 13-28 46.4% 2nd half: 12-25 48.0% Game: 25-53 47.2%
3FG % 1st Half: 3-6 50.0% 2nd half: 2-5 40.0% Game: 5-11 45.5%
FT % 1st Half: 6-7 85.7% 2nd half: 13-15 86.7% Game: 19-22 86.4%

Deadball Rebounds 2

North Dakota State 68 • 17-11, 9-8

##	Player		Total FG-FGA	3-Ptr FG-FGA	FT-FTA	Rebounds Off	Def	Tot	PF	TP	A	TO	Blk	Stl	Min
25	CARLSON, Eric	f	4-8	0-0	3-5	4	4	8	3	11	1	1	0	1	30
42	BJORKLUND, Marshall	f	6-10	0-0	5-5	3	3	6	3	17	0	1	2	2	27
21	HALE, Dylan	g	0-6	0-4	0-0	2	0	2	3	0	1	2	0	0	26
22	ALEXANDER, Lawrence	g	6-10	3-5	1-2	1	3	4	4	16	4	5	0	3	37
24	BRAUN, Taylor	g	5-11	1-4	4-8	3	5	8	3	15	1	4	0	1	24
03	FELT, Mike		2-9	1-8	0-0	0	0	0	1	5	0	1	0	1	17
04	LINDBERG, Joel		0-1	0-0	0-0	0	0	0	1	0	0	1	0	0	9
12	LUNDBERG, Drew		0-1	0-1	0-0	0	0	0	0	0	3	0	0	0	12
32	WRIGHT, TrayVonn		1-4	0-0	0-0	1	1	2	0	2	0	0	0	0	8
44	AABERG, Jordan		0-1	0-0	2-2	1	1	2	1	2	0	0	0	0	10
	Team					3	1	4							
	Totals		24-61	5-22	15-22	18	18	36	19	68	10	15	2	8	200

FG % 1st Half: 8-25 32.0% 2nd half: 16-36 44.4% Game: 24-61 39.3%
3FG % 1st Half: 1-8 12.5% 2nd half: 4-14 28.6% Game: 5-22 22.7%
FT % 1st Half: 8-10 80.0% 2nd half: 7-12 58.3% Game: 15-22 68.2%

Deadball Rebounds 5,1

Officials: Gerry Pollard, Todd Von Sossan, Steve McJunkins
Technical fouls: IUPUI-None. North Dakota State-None.
Attendance: 2513

Score by periods	1st	2nd	Total
IUPUI	35	39	**74**
North Dakota State	25	43	**68**

Points	In Paint	Off T/O	2nd Chance	Fast Break	Bench
IUPUI	28	15	14	4	15
NDSU	36	16	18	2	9

Last FG - IUPUI 2nd-01:13, NDSU 2nd-00:07.
Largest lead - IUPUI by 12 1st-02:58, NDSU None.

Score tied - 0 times.
Lead changed - 0 times.

Official Basketball Box Score -- Game Totals -- Final Statistics
IUPUI vs South Dakota St.
2/25/12 7:30 p.m. at Brookings, S.D. (Frost Arena)

Game #31

IUPUI 64 • 14-17, 7-11 SL

##	Player		Total FG-FGA	3-Ptr FG-FGA	FT-FTA	Rebounds Off	Def	Tot	PF	TP	A	TO	Blk	Stl	Min
01	GAINES, Lyonell	f	1-1	0-0	0-0	1	1	2	3	2	1	0	0	0	15
55	SIAKAM, Christian	f	4-6	0-0	0-0	2	4	6	2	8	2	1	0	1	31
02	THOMAS, Stephen	g	5-8	1-2	2-2	2	3	5	0	13	1	1	0	1	38
04	CHILES, Ian	g	6-12	1-3	4-4	1	4	5	1	17	2	2	1	2	35
05	YOUNG, Alex	g	6-15	2-8	2-4	0	5	5	2	16	2	0	0	1	29
20	ESPOSITO, Sean		2-6	2-5	0-0	0	1	1	0	6	0	2	0	0	19
22	BARKSDALE, Marcellus		0-0	0-0	0-0	0	1	1	1	0	0	1	1	0	9
30	GIBBS, Donovan		1-2	0-0	0-0	1	0	1	2	2	0	0	0	0	19
50	PATTON, Mitchell		0-3	0-0	0-0	0	0	0	1	0	0	0	0	0	5
	Team					0	3	3				1			
	Totals		25-53	6-18	8-10	7	22	29	12	64	8	8	2	5	200

FG % 1st Half: 15-28 53.6% 2nd half: 10-25 40.0% Game: 25-53 47.2%
3FG % 1st Half: 5-12 41.7% 2nd half: 1-6 16.7% Game: 6-18 33.3%
FT % 1st Half: 0-0 0.0% 2nd half: 8-10 80.0% Game: 8-10 80.0%

Deadball Rebounds 1

South Dakota St. 75 • 24-7, 15-3 SL

##	Player		Total FG-FGA	3-Ptr FG-FGA	FT-FTA	Rebounds Off	Def	Tot	PF	TP	A	TO	Blk	Stl	Min
34	FIEGEN, Tony	f	4-8	0-0	3-4	2	2	4	3	11	0	0	0	0	24
42	DYKSTRA, Jordan	f	6-9	4-5	4-6	1	5	6	0	20	2	0	1	0	28
03	WOLTERS, Nate	g	6-16	0-2	3-5	2	3	5	0	15	6	2	0	2	35
12	CARLSON, Brayden	g	2-6	1-3	0-0	0	6	6	3	5	4	3	0	1	38
33	CALLAHAN, Griffan	g	1-3	1-3	2-2	1	2	3	1	5	1	0	0	0	26
05	PRINCE, Taevaunn		3-4	1-2	1-2	2	2	4	1	8	0	0	0	0	18
25	WHITE, Chad		5-8	1-2	0-1	1	1	2	2	11	2	1	0	0	31
	Team					0	1	1							
	Totals		27-54	8-17	13-20	9	22	31	10	75	15	6	1	3	200

FG % 1st Half: 13-28 46.4% 2nd half: 14-26 53.8% Game: 27-54 50.0%
3FG % 1st Half: 7-12 58.3% 2nd half: 1-5 20.0% Game: 8-17 47.1%
FT % 1st Half: 4-8 50.0% 2nd half: 9-12 75.0% Game: 13-20 65.0%

Deadball Rebounds 3

Officials: Bret Wegenke, Gerald Williams, Chad Barlow
Technical fouls: IUPUI-None. South Dakota St.-None.
Attendance: 3933
Nate Wolters sets SDSU junior scoring record with 635 points
Jordan Dykstra has string of 11 consecutive made 3-point attempts end
SDSU ends regular season undefeated at home for third time (14-0)

Score by periods	1st	2nd	Total
IUPUI	35	29	**64**
South Dakota St.	37	38	**75**

2011-12 IUPUI MEN'S BASKETBALL RADIO/TV CHART

#1 - LYONELL GAINES
6-6 ▶ Fr. ▶ F
Louisville, Ky.



#2 - STEPHEN THOMAS
6-1 ▶ Sr. ▶ G
Indianapolis, Ind.

#4 - IAN CHILES
6-1 ▶ So. ▶ G
Louisville, Ky.

#5 - ALEX YOUNG
6-6 ▶ Sr. ▶ F
Indianapolis, Ind.



#10 - JORDAN SHANKLIN
6-0 ▶ Fr. ▶ G
Bowling Green, Ky.

#12 - GREG RICE
5-11 ▶ So. ▶ G
Indianapolis, Ind.

#20 - SEAN ESPOSITO
6-3 ▶ Jr. ▶ G
Indianapolis, Ind.



#22 - MARCELLUS BARKSDALE
6-5 ▶ Fr. ▶ G/F
Lexington, Ky.



#23 - P.J. HUBERT
6-5 ▶ So. ▶ G
Greenfield, Ind.



#24 - NICK KITCOFF
6-7 ▶ Jr. ▶ G/F
Indianapolis, Ind.

#30 - DONOVAN GIBBS
6-7 ▶ So. ▶ F
Louisville, Ky.

#50 - MITCHELL PATTON
6-9 ▶ So. ▶ F/C
Vincennes, Ind.



#55 - CHRISTIAN SIAKAM
6-7 ▶ Sr. ▶ F
Cincinnati, Ohio

DAVID PADGETT
Asst. Coach

MATT CRENSHAW
Assoc. Head Coach

TODD HOWARD
Head Coach

NUMERICAL ROSTER

1 ..... Lyonell Gaines
2 ..... Stephen Thomas
4 ..... Ian Chiles
5 ..... Alex Young
10 ..... Jordan Shanklin
12 ..... Greg Rice
20 ..... Sean Esposito
22 ..... Marcellus Barksdale
23 ..... P.J. Hubert
24 ..... Nick Kitcoff
30 ..... Donovan Gibbs
50 ..... Mitchell Patton
55 ..... Christian Siakam

ALPHABETICAL ROSTER

22 ..... BARKSDALE, Marcellus
4 ..... CHILES, Ian
20 ..... ESPOSITO, Sean
1 ..... GAINES, Lyonell
30 ..... GIBBS, Donovan
23 ..... HUBERT, P.J.
24 ..... KITCOFF, Nick
50 ..... PATTON, Mitchell
12 ..... RICE, Greg
10 ..... SHANKLIN, Jordan
55 ..... SIAKAM, Christian
2 ..... THOMAS, Stephen
5 ..... YOUNG, Alex

ROSTER BREAKDOWNS

BY CLASS:

Sr. (3): Siakam, Thomas, Young
Jr. (2): Esposito, Kitcoff
So. (5): Chiles, Gibbs, Hubert, Patton, Rice
Fr. (3): Barksdale, Gaines, Shanklin

BY POSITION:

G (8): Barksdale, Chiles, Esposito, Hubert, Kitcoff, Rice, Shanklin, Thomas
F (4): Gaines, Gibbs, Siakam, Young
C (1): Patton

BY STATE:

IN (7): Esposito, Hubert, Kitcoff, Patton, Rice, Thomas, Young
KY (5): Barksdale, Chiles, Gaines, Gibbs, Shanklin
OH (1): Siakam

PRONUNCIATIONS:

LYONELL Gaines ..... LYE-nell
Ian CHILES ..... (rhymes with smiles)
Sean ESPOSITO ..... ess-poe-ZEE-toe
Christian SIAKAM ..... see-OCK-um