



2017-2018 IUPUI JAGUARS BASKETBALL

IUPUI

SCHEDULE/RESULTS (8-16, 5-8 HORIZON)

Date	Opponent	Result/Time
Nov. 3	# Carroll Univ.	W, 65-56
Nov. 11	at Bradley	L, 53-68
Nov. 13	Anderson	W, 75-43
Nov. 17	at Eastern Illinois	L, 79-80
Nov. 21	Morehead State	W, 67-61
Nov. 28	at Western Illinois	L, 77-90
Dec. 2	at Ball State	L, 64-83
Dec. 6	SIUE	L, 81-82
Dec. 10	at No. 21/21 Purdue	L, 61-86
Dec. 16	at Washington State	L, 59-72
Dec. 18	at No. 12/12 Gonzaga	L, 71-101
Dec. 22	IU Kokomo	W, 87-76
Dec. 28	*at Northern Kentucky	L, 59-77
Dec. 30	*at Wright State	L, 52-60
Jan. 2	*at Green Bay	W, 67-63
Jan. 4	*UIC	L, 65-70
Jan. 10	*Milwaukee	W, 72-71
Jan. 12	*Green Bay	W, 67-61
Jan. 16	*Detroit Mercy	W, 81-66
Jan. 18	*at Cleveland State	L, 67-70
Jan. 20	*at Youngstown State	L, 62-85
Jan. 27	*at UIC	L, 62-71
Feb. 2	*at Detroit Mercy	L, 60-74
Feb. 4	*at Oakland	L, 74-82
Feb. 8	*Cleveland State	W, 78-73
Feb. 10	*Youngstown State	1:00 pm
Feb. 16	*at Milwaukee	8:00 pm
Feb. 19	*Oakland	7:00 pm
Feb. 23	*Wright State	11:00 am
Feb. 25	*Northern Kentucky	1:00 pm
Mar. 2	HL Tourney (1st rd)	tba
Mar. 3	HL Tourney (2nd rd)	tba
Mar. 4	HL Tourney (3rd rd)	tba
Mar. 5	HL Semifinals	tba
Mar. 6	HL Championship	tba

denotes exhibition
* denotes Horizon League games
& denotes Horizon League Tournament games

MEDIA COVERAGE

TV: ESPN3
Video Stream: ESPN3
Audio: none
Live Stats: IUPUIJags.com
Twitter: @IUPUIJaguars / @IUPUIMensBball

MBB CONTACT

Ed Holdaway - IUPUI Assistant AD
Email: eholdawa@iupui.edu
Twitter: @EdHoldaway
Cell: 317-908-2645

'03 NCAA TOURNAMENT, 2010 CBI

IUPUI (8-16, 5-8 HL) vs. YOUNGSTOWN ST. (6-20, 4-9 HL)

Saturday, February 10, 2018 • 1:00 p.m. • Indianapolis, Ind. • Indiana Farmers Coliseum (6,800)



STAT BREAKDOWN

IUPUI (7-16, 4-8)	YSU (6-20, 4-9)
68.3	PPG 75.0
73.5	Opp. PPG 83.0
42.6%	FG% 42.6%
48.2%	Opp. FG% 51.5%
33.2 (-0.7)	RPG (Margin) 37.0 (+2.4)
34.6%	3FG% 33.4%
64.5%	FT% 63.4%
14.6 (+0.7)	TO/G (Margin) 15.0 (+0.8)
318	RPI 322

SERIES BREAKDOWN

Overall:	1-9
Gardner vs. YSU:	0-1
in Youngstown:	1-6
in Indianapolis:	0-3
neutral:	0-0
Last Meeting:	Jan. 20, 2018
Outcome:	Youngstown State 85-62 (at YSU)
Streak:	YSU has won 3
Quick Notes:	IUPUI has never defeated Youngstown State in Indianapolis, going 0-3 in 3 home meetings

THE JAGUARS



PROBABLE STARTERS (based on last game)

No.	Name	Yr.	Pos.	Ht.	Hometown	PPG	RPG	APG	FG%	3FG%	FT%
10	Nick Rogers	So.	G	6-1	Indianapolis, Ind.	5.1	1.5	3.3	.300	.256	.731
22	D.J. McCall	Jr.	G	6-6	Fort Wayne, Ind.	6.4	4.5	1.9	.452	.313	.571
25	Ron Patterson	Sr.	G	6-2	Indianapolis, Ind.	10.7	2.9	2.0	.413	.371	.667
24	Evan Hall	Jr.	F	6-7	Hindman, Ky.	7.4	5.8	0.6	.429	---	.293
45	Aaron Brennan	Sr.	F	6-6	Noblesville, Ind.	12.6	4.3	1.8	.462	.342	.762

OFF THE BENCH

0	Jaylen Minnett	Fr.	G	6-1	Terre Haute, Ind.	7.5	1.3	1.2	.404	.402	.818
1	T.J. Henderson	Jr.	G	6-0	Indianapolis, Ind.	10.3	2.5	2.0	.415	.319	.824
12	Chad Hudson	So.	G	5-11	Jeffersonville, Ind.	1.3	0.1	0.3	.333	.000	.714
31	Maurice Kirby	Gr.	F	6-9	Chandler, Ariz.	4.8	3.9	0.5	.495	---	.606
32	Elyjah Goss	R-Fr.	F	6-7	Bolingbrook, Ill.	3.9	3.5	0.4	.444	.273	.731
40	Evan Borgman	R-Fr.	F	6-9	Batesville, Ind.	1.0	0.6	0.0	.400	.000	.667

QUICK HITTERS

- IUPUI will continue a stretch of five of the final six regular season games at home when the Jaguars host Youngstown State on Saturday afternoon. The Jags come in at 8-2 at home this season and winners of five straight inside Indiana Farmers Coliseum. IUPUI snapped a five-game skid on Thursday night, tipping Cleveland State, 78-73.
- The Jaguars are ranked 44th in the country in turnovers forced (15.3 to/gm) and 86th nationally in steals (7.1 spg). Junior **D.J. McCall** leads the Horizon League and is 70th nationally with 1.78 steals per game.
- In 13 league games, senior **Aaron Brennan** (13.3 ppg) is IUPUI's lone double-digit scorer and leads a balanced attack. **Ron Patterson** (9.9), **T.J. Henderson** (9.3), **Jaylen Minnett** (7.5), **Evan Hall** (7.0), **D.J. McCall** (6.7), and **Nick Rogers** (6.3) make up the Jags' top seven. Head Coach **Jason Gardner** plays just nine players overall with **Maurice Kirby** (3.8 ppg, 3.0 rpg) and **Elyjah Goss** (2.6 ppg, 2.9 rpg) also seeing time.
- Aaron Brennan** is the lone IUPUI player to have started all 24 games this season. Gardner has used seven different combinations with nine different players having made at least one start. IUPUI used the group of Brennan, **Evan Hall**, **Nick Rogers**, **D.J. McCall** and **Ron Patterson** for 15 straight games before inserting redshirt freshman **Evan Borgman** for Patterson at Oakland on Feb. 4.
- IUPUI has opened the season 2-2 in all four years since Gardner took over and never gotten back to .500 at any point in the seasons. All four years, the Jags have begun at 2-2 and dropped the fifth and sixth games of the season.
- IUPUI made the move to the Horizon League in the offseason after spending 19 years at the Division I level as a member of The Summit League. The Jaguars were picked to finish tenth in the league according to the preseason polls and no member of the Jaguars' roster earned preseason plaudits.
- The Jaguars graduated their top three players from a season ago in seniors **Darell Combs** (16.8 ppg, 63.3%), **Matt O'Leary** (13.9 ppg, 6.1 rpg, 68.3%) and **Kellon Thomas** (9.5 ppg, 90 FT%). All three started all 32 games last season and Combs (Italy) and O'Leary (Spain) signed to play overseas this season.

2017-2018 ROSTER

NUMERIC ROSTER

##	Name	Pos.	Ht.	Wt.	Yr.	Hometown/High School (Previous)
0	Jaylen Minnett	G	6-1	180	Fr.	Terre Haute, Ind./Terre Haute South
1	T.J. Henderson	G	6-0	160	Jr.	Indianapolis, Ind./Scecina
5	Camron Justice #	G	6-3	180	Jr.	Hindman, Ky./Knott County Central (Vanderbilt)
10	Nick Rogers	G	6-1	170	So.	Indianapolis, Ind./Traders Point Academy (Toledo)
12	Chad Hudson	G	5-11	175	So.	Jeffersonville, Ind./Jeffersonville / Don Bosco Prep
15	Ahmed Ismail #	C	7-1	260	Sr.	Cairo, Egypt/Nakhas Zagazig (Manhattan)
22	D.J. McCall	G	6-6	190	Jr.	Fort Wayne, Ind./Concordia Lutheran
24	Evan Hall	F	6-7	200	Jr.	Hindman, Ky./Knott County Central
25	Ron Patterson	G	6-2	200	Sr.	Indianapolis, Ind./Broad Ripple (Syracuse)
31	Maurice Kirby	F	6-9	240	Gr.	Chandler, Ariz./Basha (Loyola [Ill.])
32	Elyjah Goss	F	6-7	190	R-Fr.	Bolingbrook, Ill./Plainfield East
40	Evan Borgman	F	6-9	205	R-Fr.	Batesville, Ind./Jac-Cen-Del
45	Aaron Brennan	F	6-6	225	Sr.	Noblesville, Ind./Guerin Catholic
	Trevor Johnson #	G	6-2	170	Jr.	Flagstaff, Ariz./Flagstaff (Mesa [Ariz.] C.C.)
	Mike Sagay #	F	6-7	200	So.	Bloomfield, Conn./St. Thomas More (Boston College)

will sit out the 2017-18 season as a Division I transfer; ^ expected to redshirt the 2017-18 season

COACHING STAFF

Head Coach:	Jason Gardner
Alma Mater:	Arizona, '11
Career Record:	(45-74; 4th season)
IUPUI Record:	(45-74; 4th season)
Conference Record:	(27-34; 4th season)
Associate Head Coach:	Matt Crenshaw
Alma Mater:	IUPUI, '04
Assistant Coach:	Roy Hairston
Alma Mater:	Purdue, '97
Assistant Coach:	Matt Bringman
Alma Mater:	Palm Beach Atlantic, '06
Senior Advisor:	Andy Fagan
Alma Mater:	Indiana, '01
Strength Coach:	Jason Quarles
Alma Mater:	IUPUI, '12

PRONUNCIATION GUIDE

Jaylen MINNETT	(min- NET)
ELYJAH Goss	(uh-lye- JUH)

RADIO / TV ROSTER



#0 - JAYLEN MINNETT
6-1 // Fr. // G
Terre Haute, Ind.



#1 - T.J. HENDERSON
6-0 // So. // G
Indianapolis, Ind.




#10 - NICK ROGERS
6-1 // So. // G
Indianapolis, Ind.



#12 - CHAD HUDSON
5-11 // So. // G
Jeffersonville, Ind.



#22 - D.J. McCALL
6-6 // Jr. // G
Fort Wayne, Ind.



#24 - EVAN HALL
6-7 // Jr. // F
Hindman, Ky.



#25 - RON PATTERSON
6-2 // Sr. // G
Indianapolis, Ind.



#31 - MAURICE KIRBY
6-9 // Gr. // F
Chandler, Ariz.



#32 - ELYJAH GOSS
6-7 // R-Fr. // F
Bolingbrook, Ill.



#40 - EVAN BORGMAN
6-9 // R-Fr. // F
Batesville, Ind.



#45 - AARON BRENNAN
6-6 // Sr. // F
Noblesville, Ind.



JASON GARDNER
Head Coach
4th season

CAREER DOUBLE-DIGIT PERFORMANCES/STARTS

Double-Digit Scoring Games

Name	Season	Career
Brennan	13	31
Goss	1	1
Hall	9	22
Henderson	14	27
Kirby	2	2
McCall	3	10
Minnett	7	7
Patterson	12	30
Rogers	2	2

20+ Point Scoring Games

Name	Season	Career
Brennan	3	3
Hall	0	1
McCall	1	2

Double-Digit Reb. Games

Name	Season	Career
Brennan	1	2
Goss	1	1
Hall	4	7
McCall	0	3

Double-Doubles

Name	Season	Career
Brennan	1	2
Hall	1	3

Games Started

Name	Season	Career
Borgman	1	1
Brennan	24	66
Hall	23	57
Henderson	5	7
Kirby	1	1
McCall	21	58
Minnett	4	4
Patterson	22	32
Rogers	19	19

POLLS

ASSOCIATED PRESS			COACHES		
Week 14 (Feb. 5)			Week 14 (Feb. 5)		
Rank	Team (1st)		Rank	Team (1st)	
1	Villanova (48)		1	Villanova (22)	
2	Virginia (16)		2	Virginia (8)	
3	Purdue (1)		3	Purdue (1)	
4	Michigan State		4	Michigan State	
5	Xavier		5	Xavier	
6	Cincinnati		6	Cincinnati	
7	Texas Tech		7	Texas Tech	
8	Auburn		8	Duke	
9	Duke		9	Auburn	
10	Kansas		10	Kansas	
11	Saint Mary's		11	Gonzaga	
12	Gonzaga		12	Saint Mary's	
13	Arizona		13	Arizona	
14	Ohio State		14	Tennessee	
15	Tennessee		15	Clemson	
16	Clemson		16	Ohio State	
17	Oklahoma		17	West Virginia	
18	Rhode Island		18	Oklahoma	
19	West Virginia		19	Rhode Island	
20	Michigan		20	Michigan	
21	North Carolina		21	Wichita State	
22	Wichita State		22	North Carolina	
23	Nevada		23	Nevada	
24	Kentucky		24	Kentucky	
25	Miami		25	Miami	

MID-MAJOR TOP 25

February 5					
Rk	Team (1st)	Record	Pts.	Prev.	Conf.
1.	Saint Mary's (27)	23-2	771	1	West Coast
2.	Gonzaga (3)	21-4	746	2	West Coast
3.	New Mexico State	20-3	707	3	Western Athletic
4.	Louisiana (1)	20-3	675	4	Sun Belt
5.	ETSU	21-4	626	5	Southern
6.	South Dakota	20-6	545	9	Summit
7.	South Dakota State	20-6	540	10	Summit
8.	Loyola Chicago	19-5	531	6	Missouri Valley
9.	Buffalo	17-6	529	7	Mid-American
10.	Vermont	19-5	470	12	America East
11.	Charleston	18-6	423	11	Colonial
12.	UC Santa Barbara	18-5	417	15	Big West
13.	Belmont	19-6	393	18	Ohio Valley
14.	Montana	18-5	372	16	Big Sky
15.	BYU	18-7	369	8	West Coast
16.	Georgia State	18-6	283	22	Sun Belt
17.	Murray State	18-5	240	21	Ohio Valley
18.	UNC Greensboro	17-6	228	14	Southern
19.	Bucknell	17-8	207	24	Patriot
20.	Stephen F. Austin	18-5	155	13	Southland
21.	Northern Kentucky	17-7	125	25	Horizon
22.	Wright State	18-7	112	20	Horizon
23.	Penn	15-6	89	NR	Ivy League
24.	Furman	16-8	81	19	Southern
25.	FGCU	18-8	72	NR	Atlantic Sun

HORIZON LEAGUE

HORIZON LEAGUE STANDINGS		
through Feb. 8		
Team	Overall (Pct.)	HL (Pct.)
Wright State	19-7 (.731)	11-2 (.846)
Northern Kentucky	18-7 (.720)	11-2 (.846)
UIC	15-11 (.577)	10-3 (.769)
Oakland	15-10 (.600)	7-5 (.583)
Milwaukee.....	13-14 (.481)	6-8 (.429)
IUPUI.....	8-16 (.333)	5-8 (.385)
Green Bay	10-17 (.370)	5-9 (.357)
Youngstown State.....	6-20 (.231)	4-9 (.308)
Detroit Mercy	7-18 (.280)	3-9 (.250)
Cleveland State.....	6-20 (.231)	3-10 (.231)

UPCOMING SCHEDULE

Date	Game	Time
2/9	Detroit Mercy at Oakland	9pm
2/10	Youngstown State at IUPUI	1pm
	Green Bay at Northern Ky.	7pm
	Milwaukee at Wright St.	7pm
	Cleveland State at UIC	8pm
2/14	Oakland at Youngstown St.	7pm
	Detroit Mercy at Cleveland St.	7pm
2/16	Oakland at Cleveland St.	7pm
	Northern Ky. at Wright St.	7pm
	Detroit Mercy at Youngstown St.	7pm
2/19	Oakland at IUPUI	7pm
	Youngstown St. at Northern Ky.	7:30pm
	Cleveland St. at Wright St.	7:30pm
	Detroit Mercy at UIC	8pm
2/22	Green Bay at Oakland	7pm
	Milwaukee at Detroit Mercy	7pm
2/23	Wright St. at IUPUI	11am
	Northern Ky. at UIC	8pm
2/24	Green Bay at Detroit Mercy	2pm
	Milwaukee at Oakland	3pm
	Cleveland St. at Youngstown St.	7pm
2/25	Northern Ky. at IUPUI	1pm
	Wright St. at UIC	6pm

IUPUI IN HORIZON LEAGUE STATS		
as of Feb. 6 [denotes NCAA ranking]		
Category	HL [Nat Rk.]	Stat
Scoring	9th	67.9 ppg
Scoring Defense.....	6th	73.6 ppg
Scoring Margin.....	7th	-5.7 ppg
Free Throw %	9th	64.4%
Field Goal %	9th	42.1%
Field Goal % Def	9th	48.2%
3Pt Field Goal %	5th	34.6%
3Pt Field Goal % Def....	6th	36.2%
Rebounding Offense....	9th	33.4 rpg
Rebounding Defense....	4th	34.4 rpg
Rebounding Margin	7th	-1.0 rpg
Blocked Shots	7th	3.3 bpg
Assists	4th	13.4 apg
Steals	6th [85th]	7.1 spg
Turnover Margin.....	5th	+0.8/game
Assist/TO Ratio	8th	0.92 a/to
Offensive Rebounds....	2nd [61st]	12.0 rpg
Defensive Rebounds....	10th	21.4 rpg
3Pt Field Goals Made...	6th	7.4/game
Home Attendance.....	10th	882/game

Player	Horizon [Natl Rk.]	Stat
Aaron Brennan		
Scoring	18th	12.4 ppg
Evan Hall		
Off. Reb.	4th	2.5 rpg
Blocked Shots	13th	0.8 bpg
Rebounding	10th	5.8 rpg
D.J. McCall		
Steals	1st [68th]	1.8 spg
Off. Reb.	13th	1.8 rpg
Jaylen Minnett		
3FG/Gm.	14th	1.8/game
Ron Patterson		
3FG/Gm.	5th	2.3/game
Steals	15th	1.1 spg
Nick Rogers		
Assists	6th	3.5 apg
Ast/TO Ratio	7th	1.67 ast/to

LAST TIME OUT

IUPUI snapped a five-game skid on Thursday night when the Jaguars rolled past Cleveland State, 78-73. **T.J. Henderson** matched his career-high with 19 points off the bench and senior **Aaron Brennan** tossed in 17 in the win. The Jaguars' attack shot 59 percent from the floor and made a season-high 23 free throws in the victory.

The Jags led by as many as 20 in the second half before the Vikings cut it to a one-possession game late. However, Henderson helped seal the win at the foul line as part of a perfect 9-of-9 night at the stripe.

Stefan Kenic led CSU with 16 points and Tyree Appleby added 15 points on 6-of-9 shooting.

BENCH NOTES

The IUPUI bench has been especially strong, averaging 24.8 points per game, including a season-high 43 at Oakland on Feb. 4. The past four years, the IUPUI bench has outscored opponents in 80 of 119 (67.2 percent) of its games, going 39-41 in those contests.

BENCH NOTES, PART II

For the year, IUPUI is getting 36 percent of its points from reserves, primarily keyed by **T.J. Henderson** and **Jaylen Minnett**. The Jags bench has hit for 40-or-more points in a game six times this season, including each of the past two games.

BENCH NOTES, PART II

IUPUI's top scorer has been a reserve nine times this season. Four different players have contributed to those seven occasions.

Patterson (1): at Ball State (14 pts)

Kirby (1): at Purdue (16 pts)

Minnett (3): at Wright St. (11 pts), at UDM (12 pts), at Oakland (16 pts)

Henderson (4): at Gonzaga (18 pts), IUK (19 pts), at GB (13 pts), CSU (19 pts)

'J'AYLEN

Freshman **Jaylen Minnett** has hit in double-digits in each of the past three games, averaging 13.3 points and hitting 10-of-23 (43.5 percent) from three-point range.

His 16 points at Oakland on Feb. 4 were the most by an IUPUI true freshman since **T.J. Henderson** scored 16 against Omaha on Feb. 17, 2016.

NO. 1 FOR 6TH

Junior **T.J. Henderson** is making a compelling case for Horizon League Sixth Man of the Year honors, ranking second in the league in scoring among those who have yet to start a game in league play. Wright State's Jaylon Hall (10.2 ppg) leads the group and Henderson is second overall at 9.3 ppg.

THEFT ALERT

Junior **D.J. McCall** currently leads the Horizon League (70th nationally) with 1.78 steals per game. After not collecting a steal in the season's opening three games, McCall has at least one steal in 19 of 21 games.

The junior guard has 41 steals this season, matching his career total entering this season in 63 games.

ROSTER CHANGES

The IUPUI program had a few roster changes at the turn of the semester as one player departed the program and two others joined the Jaguars. Little used sophomore **Noah Thomas** left the program after having appeared in just two games in the first semester. Thomas, a 6-foot-9 center, totaled four points and four rebounds in eight total minutes.

On the flip side, the Jaguars brought in a pair of transfers as **Mike Sagay** (Boston College) and **Trevor Johnson** (Mesa [Ariz.] C.C.) joined the program.

Sagay, a 6-foot-7 forward, comes to IUPUI with two-and-a-half years of eligibility, after having played 15 games at Boston College last season. A 3-star recruit, Sagay was ranked among Connecticut's top players as a senior at St. Thomas More High School.

Johnson, a 6-foot-2 guard, comes to IUPUI with two years of eligibility remaining. Johnson was an All-State performer while at Flagstaff [Ariz.] High School before attending Mesa Community College.

Both are able to begin practice with the team immediately.

STARTER NOTES

In the early portion of the non-league slate, head coach **Jason Gardner** continued to tweak the Jaguars' starting five, using six different quintets. For the year, senior **Aaron Brennan** is the lone Jag to have started all 23 games and **Evan Hall** is next with 22 starts. Nine of the Jaguars' 11 players have at least one start this season with freshman **Evan Borgman** getting the nod at Oakland.

The group of Brennan, Hall, **Ron Patterson**, **D.J. McCall** and **Nick Rogers** started 15 straight games (5-10) before Gardner inserted Borgman for Patterson at Oakland on Feb. 4.

WIN/LOSS SPLITS

In IUPUI's eight wins, the Jags have shot 47.4 percent from the field and held foes to 40.6 percent overall and 29.6 percent from deep. In addition, the Jags have outrebounded opponents by 5.4 boards per game in the eight wins.

In the Jaguars' 16 losses, IUPUI has shot just 40.3 percent overall and allowed opponents to shoot a robust 52.1 percent from the field and 40 percent from beyond the arc. In addition, IUPUI has been outrebounded by 3.7 boards per game in the 16 losses.

IN LEAGUE PLAY...

IUPUI has defended the three well in Horizon League play, yielding 32.2 percent from deep in 13 games. On the flip side, IUPUI is shooting 37 percent from deep in league play, led by Brennan (45.9), Minnett (41.3) and Patterson (37.1).

IUPUI has made as many or more threes than their opponents in 11 of 13 league games thus far.

MAKE SHOTS, WIN GAMES

The most telling number of outcomes of games under head coach **Jason Gardner** has simply been field goal percentages.

IUPUI is 41-8 (.837) in games in which the Jaguars have shot a better percentage than opponents and just 4-66 (.057) when being outshot.

The Jan. 10 Milwaukee win is the only time this season IUPUI has been outshot and won the game.

GETTING LOOKS

Two areas where IUPUI has excelled this season are offensive rebounding (78th nationally - 11.8 rpg) and forcing turnovers (44th nationally - 15.3 to/g).

Because of those numbers, IUPUI has attempted 112 more shots than their foes for the year, good for 4.7 shot attempts per game.

GRADE CHECK

Ten members of the IUPUI basketball team earned at least a 3.0 grade point average during the fall semester - **Evan Borgman**, **Aaron Brennan**, **Elyjah Goss**, **Evan Hall**, **T.J. Henderson**, **Chad Hudson**, **Ahmed Ismail**, **Maurice Kirby**, **D.J. McCall** and **Noah Thomas**.

LEAGUE OPENERS

Head coach **Jason Gardner** is now 3-1 in league openers, having won all three of his Summit League openers before losing his Horizon League opener at NKU on Thursday.

1/4/15 - at Fort Wayne (63-58)

1/1/16 - at South Dakota (77-66)

12/31/16 - Western Illinois (89-71)

12/28/17 - at Northern Kentucky (59-77)

DOUBLE-DIGIT COUNT

T.J. Henderson has a team-high 14 double-digit scoring games this season while **Aaron Brennan** is next in line with 13 games in doubles.

SNAPPED AT 13

Senior **Ron Patterson** opened the year making at least one three in 13 straight games - his longest stretch of his college career. His longest streak last season was 10 straight games from Jan. 5-Feb. 8.

DEFENDING THE TREY

The Jaguars struggled to defend the three-point line during the non-league schedule, yielding 36.5 percent. Below are some instances of the Jaguars' woes, both individually and collectively:

at Bradley (57.1%) - Nate Kennell (5-of-9)

at EIU (45.0%) - Terrell Lewis (7-of-9)

at WIU (58.8%) - Kobe Webster (5-of-7)

vs. SIUE (68.8%)

TOUGH THREE

IUPUI endured arguably the toughest three-game stretch in program history with road games at No. 21 Purdue (L, 61-86), at Washington State (L, 59-72) and at No. 12 Gonzaga (L, 71-101). The losses at Purdue and Gonzaga dropped IUPUI to 0-17 all-time against nationally ranked foes.

In the non-conference slate, IUPUI had the nation's 50th toughest schedule (hardest in the Horizon League) according to KenPom.com.

FIVE KEY NUMBERS

Below are five key numbers from the Jaguars' loss at Oakland.

591: IUPUI shot 59.1 percent for the game, including hitting 60.9 percent in the first half

44: IUPUI attempted a season-low 44 shots, partly due to the Jags' season-high 35 free throw attempts

4: Dunks for freshman **Elyjah Goss** in his 4-of-4 shooting performance

9: IUPUI attempted a season-low nine treys on Thursday, hitting three

22: IUPUI allowed Cleveland State just 22 boards - the fewest by an IUPUI foe this season

O-FOR-RANKED

IUPUI has never defeated a ranked opponent, going 0-17 versus the ranked in the program's Division I era. Below is a listing of those 17 results, 12 of which were true road games.

The Jaguars' average margin of defeat is 21.2 points per game in the 17 total losses:

12/13/99 at #2 Arizona L, 41-70

12/15/01 vs. #20 Ball State L, 81-103

3/21/03 vs. #2 Kentucky L, 64-95 // NCAA - Nashville, TN

12/13/03 at #25 Dayton L, 59-61

12/18/04 at #18 Louisville L, 60-80

11/10/07 at #11 Marquette L, 68-78

12/14/08 vs. #20 Arizona St. L, 58-59 (ot) Phoenix, Ariz.

11/14/10 at #12 Gonzaga L, 56-86

11/21/10 vs. #25 San Diego State L, 46-61 Oxford, Ohio

12/9/10 at #2 Ohio State L, 64-75

12/22/10 vs. #7 San Diego State L, 54-56 Las Vegas, Nev.

12/7/11 at #5 Louisville L, 60-90

11/12/12 at #5 Michigan L, 54-91

12/7/15 at #11 Purdue L, 53-80

12/28/15 at #9 Butler L, 54-92

12/10/17 at #21 Purdue L, 61-86

12/18/17 at #12 Gonzaga L, 71-101

AT THE HORN

Winning games at the horn has been a staple of head coach **Jason Gardner's** squads. Since Gardner took over, IUPUI has won five games in the closing seconds, including three as time expired:

P.J. Boutte 15' floater at the horn vs. Ball State (71-69 / Nov. 22, 2014)

Marcellus Barksdale layup at the horn at IPFW (84-82 / Jan. 23, 2016)

Jordan Pickett wing 3 with :02 vs. NDSU (73-72 / Jan. 31, 2016)

Darell Combs wing J with :01.5 vs. SDSU (85-83 / Jan. 18, 2017)

Evan Hall layup at the horn vs. Milwaukee (72-71 / Jan. 10, 2018)

FRESH STARTS

SERIES HISTORY

YOUNGSTOWN ST.

(1-9)

Date	Loc	Score	W/L
12-12-75	A	61-78	L
2-12-77	A	64-76	L
12-10-77	A	49-89	L
1-2-99	A	44-68	L
1-30-99	H	42-64	L
1-6-00	H	41-43	L
2-5-00	A	55-48	W
1-6-01	H	71-73	L
1-27-01	A	75-82	L
1-20-18	A	62-85	L

NEWS, NOTES & STORYLINES (CONT.)

In the season opener at Bradley, true freshman **Jaylen Minnett** became the first IUPUI true rookie to start his debut since **Alex Young** did so against Northeastern in 2008.

Minnett had five points, two boards and an assist in his IUPUI debut.

JAGS LOCK UP RAVENS

While head coach **Jason Gardner** has preached defense in the preseason, the win over Anderson was especially impressive in that IUPUI held the Ravens to just 43 points. The 43 were the fewest by a foe since Gardner took over the program and just the second time an IUPUI opponent tallied less than 50 in the Gardner-era (49 vs. Denver on Jan. 10, 2015).

The 43 points allowed was the lowest total by an IUPUI opponent since holding Western Illinois to 42 on Feb. 6, 2010.

CUPBOARD CHECK

IUPUI brings back seven returners from last season, five of whom saw meaningful minutes. Below is a rundown of the Jaguars' top statistical returners, along with some key numbers.

Stat (% Returning): Top Returners

Scoring (45.8%): Patterson (9.3), Brennan (8.4)

Rebounding (56.9%): Hall (5.2), McCall (5.0)

Assists (45.3%): Patterson (6.4), Henderson (5.2)

Minutes (50.2%): Patterson (23.7), McCall (21.2)

FGM (47.3%): Patterson (10.7), Brennan (10.2)

3FGM (43.4%): Patterson (6.2), Henderson (3.0)

FTM (34.3%): McCall (4.5), Brennan (3.9)

Blocks (69.0%): Hall (2.4), Patterson (1.3)

Steals (60.4%): Patterson (4.4), Henderson (3.2)

FULL STRENGTH

The Nov. 21 Morehead State game was the first time all season the Jags were at full strength. **Evan Hall, D.J. McCall** and **Nick Rogers** all missed time in the season's first three games.

IUPUI has nine scholarship players available this season with three other scholarship student-athletes sitting out as Division I transfers.

GRADS

The IUPUI roster boasts three graduates this season as **Maurice Kirby** completed his degree at Loyola (Ill.) and is pursuing his master's in sports journalism. In addition, junior guard **D.J. McCall** completed his undergraduate work in three years and is now pursuing his master's degree at IUPUI. **Aaron Brennan** completed his degree requirements during the recently finished fall semester.

TRENDING

When head coach **Jason Gardner** took over the IUPUI program prior to the 2014-15 season, he knew it was going to be a lengthy rebuild. The Jags were on the heels of back-to-back 6-26 seasons and 300+ RPI finishes. As expected, Gardner has had IUPUI steadily rising since his takeover:

	Record	RPI	Final Sagarin
2012-13:	6-26	329	332
2013-14:	6-26	322	332
2014-15:	10-21	257	278
2015-16:	13-19	191	226
2016-17:	14-18	217	202

SIXTH OLDEST

Unofficially, senior swingman **Ron Patterson** is the sixth-oldest player in all of college basketball this season and will turn 25 on Jan. 24 of this season. Here is a quick rundown of those older than him going into the season with their ages as of Nov. 10, 2017:

Josh Boutte (Sam Houston St.): 25 years, 307 days

Gibson Johnson (Hawaii): 25 years, 273 days

Zach Nelson (Utah Valley): 25 years, 143 days

Isaac Neilson (Utah Valley): 24 years, 352 days

Kyle Brown (Cornell): 24 years, 345 days

Ron Patterson (IUPUI): 24 years, 296 days

HOOSIER MADE

IUPUI has the second-most Indiana-natives of any team in the country with nine, trailing only Ball State. Of the nine Indiana natives, four are from the Indianapolis-area in **Aaron Brennan, T.J. Henderson, Ron Patterson** and **Nick Rogers**.

NEW LEAGUE, OLD RIVALS

Although IUPUI will be in year one of Horizon League play, that doesn't mean there won't be some recognizable foes in league play.

The most recognizable will be longtime Mid-Con/Summit foe Oakland University, which IUPUI played 36 times between 1998 and 2013 as league foes. Oakland leads the all-time series 25-16, which includes five meetings in the mid-/late 70's.

Another former league foe in the Horizon League is Youngstown State, which IUPUI played six times from 1999-2001 before the Penguins moved leagues. YSU is 8-1 all-time against IUPUI, which includes three meetings from the mid-/late 70's.

Another familiar face is Wright State head coach Scott Nagy, who was the longtime leader of the South Dakota State program before taking over the Raiders a couple seasons ago. While at the helm of the SDSU program, Nagy was 13-7 against the Jaguars.

BRING 'EM ON

IUPUI added a new assistant coach in the offseason as **Matt Bringman** joined the Jaguars' staff, replacing Scott Gillespie. Bringman came to IUPUI from South Plains (Texas) College where he helped the Texans to a 2-year record of 53-11 and 28-4 in conference play. South Plains was 3rd at 2017 NJCAA National Championships in Hutchinson, Kan.

Bringman helped a number of players on to Division I opportunities, including Jordan Brangers (Western Kentucky), Raquan Mitchell (Colorado State), Shawntrez Davis (Nevada) and Josh Webster (Texas Tech).

OVERSEAS ADVENTURES

IUPUI's top two players from a season ago - seniors **Darell Combs** and **Matt O'Leary** - are both continuing their playing careers overseas this winter.

Combs inked a deal in early September to play for the Roseto Sharks in Italy's second division. Combs had an NBA workout with the Washington Wizards before ultimately seeking employment overseas.

O'Leary signed in late July to continue his career with Penas Huesca in the LEB Gold - Spain. LEB Gold is the the second division in Spain and known as one of the top leagues in Europe.

In addition, former Jaguars **Alex Young** and **Robert Glenn** are also continuing to play overseas.

NEW SIGNEES

IUPUI inked a pair at the start of the fall signing period, adding size in 6-foot-7 **Jack Hansen** (Noblesville, Ind./Guerin Catholic) and 6-foot-10 **Brandon Kenyon** (Caledonia, Ontario/Rise Prep).

Hansen played AAU with Team Blaze Select and was Gardner's first commitment of the 2018 class and chose IUPUI over interest from Valpo, Indiana State and Wright State. He averaged 19 points and nine rebounds per game as a junior and is among the state's top players heading into this season.

Kenyon played AAU with UPLAY Canada and excelled on the Nike EYBL circuit last summer. His UPLAY squad boasts Florida, Central Arkansas and Loyola signees while The RISE Prep program is expected to be among the best in the Ontario Scholastic Basketball Association (OSBA).

UNIVERSITY QUICK FACTS

Location	Indianapolis, Ind.
Founded	1969
Nickname	Jaguars
Colors	Red, gold & black
Enrollment	30,690
Affiliation	NCAA Division I
Conference	The Horizon League
Home Facility (Cap.)	Indiana Farmers Coliseum (6,800)
Chancellor	Dr. Nasser Paydar
Athletics Director	Dr. Roderick Perry
Website	www.IUPUIJags.com
Twitter	@IUPUIJaguars
Athletics Phone	(317) 278-5247
Mailing Address	1000 Waterway Blvd. Indianapolis, IN 46202

BASKETBALL HISTORY

First Yr. of basketball	1972
Seasons of basketball	46th
Seasons of Division I basketball	20th
Division I (1998-pres.) Record	248-266 (.481)
NCAA Appearances	1
Last NCAA Appearance	2003
Last Postseason Appearance	2010 (CBI - Second Round)

UNIVERSITY NOTES

ABOUT THE UNIVERSITY

IUPUI is a public research university located in downtown Indianapolis that is the result of a merger of the Purdue Indianapolis Extension Center (1946) and Indiana University Indianapolis (1916). The merger was completed in 1969 and athletics began in 1972.

The university offers more than 200 degree programs and boasts an enrollment over 30,000 (22,000 undergrad and 8,000 postgrad). The university also boasts an endowment of more than \$850 million.

The university is ranked among the Top 200 "National Universities" and ranked 7th for "Up and Coming Schools." U.S. News has ranked IUPUI among the nation's elite for 13 straight years.

ATHLETIC PROWESS

IUPUI was a primary beneficiary of the 1987 Pan-American Games in Indianapolis and continues to boast some world renowned facilities.

The IU Natatorium is located on the IUPUI campus and is among the best swimming & diving facilities in the world. It has hosted the U.S. Olympic Team Trials four different times and 12 NCAA National Championship meets. In addition, the 2017 World Juniors were held at IUPUI and 16 world records have been set in the Natatorium water.

Adjacent west is the Michael A. Carroll Track & Soccer Stadium which has hosted several USA Outdoor Track & Field Championships and NCAA Championships, along with the 1988 US Olympic Trials. Florence Griffith-Joyner set the 100m world record of 10.49 on the track.

In basketball circles, IUPUI is best known as the long-time host of the Nike All-American Camp, which was held on campus for two decades. The nation's top prep players and coaches from every level converged on campus for two weeks each summer in what was considered the elite college recruiting event of the year. Alum included LeBron James, Chris Webber, Allen Iverson, Kevin Garnett, Jason Kidd and Paul Pierce, among many others.

GEORGE HILL

IUPUI's best known basketball alum is current NBAer **George Hill**, who is in his tenth year in the league this season. Hill was originally drafted by the San Antonio Spurs (1st rd., 26th overall) in 2008.

He's played for the Spurs (2008-11), Indiana Pacers (2011-16), and Utah Jazz (2016-17) before signing with the Sacramento Kings this offseason. Hill has played in more than 600 games and made nearly 400 starts in his NBA career.

2017-2018 MISCELLANEOUS STATISTICS

IUPUI'S RECORD WHEN...

	'17-18	2018	Under
	Overall	HL	Gardner
Home:	7-2	4-1	28-16
Away:	1-14	1-7	16-54
Neutral:	0-0	0-0	1-4
Overtime:	0-0	0-0	4-6
Lead @ Halftime:	5-3	3-2	34-12
Trail @ Halftime:	2-13	1-6	8-59
Tied @ Halftime:	1-0	1-0	3-3
Leading w/ 5:00 left:	7-2	4-1	37-6
Trailing w/ 5:00 left:	0-13	0-7	3-64
Tied w/ 5:00 left:	1-1	1-0	5-4
Shooting 50% or better:	4-2	2-0	22-3
Shooting 40-50%:	3-6	2-5	21-34
Shooting less than 40%:	1-8	1-3	2-37
Shooting better % than opp.	7-1	4-0	41-8
Shooting worse % than opp.	1-15	1-8	4-66
Scoring less than 60:	0-4	0-2	3-26
Score 60-69 pts:	3-7	2-5	7-27
Score 70-79 pts:	3-4	2-1	16-15
Score 80-89 pts:	2-1	1-0	16-6
Score 90+ pts:	0-0	0-0	3-0
Opp. scores less than 60:	2-0	1-0	9-5
Opp. scores 60-69 pts:	3-2	2-1	17-14
Opp. scores 70-79 pts:	3-6	2-5	11-27
Opp. scores 80-89 pts:	0-6	0-2	8-18
Opp. scores 90+ pts:	0-2	0-0	0-10
Commit less TO than opp.	3-9	1-4	22-31
Commit more TO than opp.	4-7	3-4	22-40
Commit same TO as opp.	1-0	1-0	1-3
Outrebound opponent:	6-5	4-3	29-21
Outrebounded:	1-10	1-4	14-50
Rebounding is equal:	1-1	0-1	2-3
Bench outscores opp.:	7-10	4-6	39-41
Bench is outscored:	1-5	1-2	6-28
Bench scoring is equal:	0-1	0-0	0-5
Hit more FT than opp.:	4-3	3-1	27-11
Hit less FT than opp.:	4-12	2-6	17-60
Hit same FT as opp.:	0-1	0-1	1-3
Hit more 3's than opp.:	4-7	3-6	21-28
Hit less 3's than opp.:	2-8	1-1	19-37
Hit same 3's as opp.:	2-1	1-1	5-9
Decided by 5 pts or less:	3-4	3-2	20-18
Decided by 6-10 points:	2-3	1-3	6-21
Decided by 10+ points:	3-9	1-3	19-35
In home whites:	7-2	4-1	29-16
In road blacks:	1-7	1-4	3-22
In road reds:	0-7	0-3	13-36
7 in double-digits:	0-0	0-0	1-0
6 in double-digits:	0-0	0-0	1-0
5 in double-digits:	0-0	0-0	5-3
4 in double-digits:	3-1	2-0	14-8
3 in double-digits:	2-7	1-2	12-23
2 in double-digits:	3-6	2-5	10-32
1 in double-digits:	0-2	0-1	2-6
0 in double-digits:	0-0	0-0	0-2
On Mondays:	1-1	0-0	2-8
On Tuesdays:	3-1	2-0	3-10
On Wednesdays:	1-1	1-0	7-9
On Thursdays:	1-3	1-3	4-12
On Fridays:	2-2	1-1	6-6
On Saturdays:	0-6	0-3	19-24
On Sundays:	0-2	0-1	4-6
In November:	2-3	0-0	8-17
In December:	1-7	0-2	10-22
In January:	4-4	4-4	17-16
In February:	1-2	1-2	9-16
In March:	0-0	0-0	1-3

TIMES LED

Player	Pts.	Reb.	Ast.	Stl.	Blk.	GAMES WITH							TOTAL		
						10+ Pts.	20+ Pts.	10+ Reb.	3+ Ast.	3+ Blk.	3+ Stl.	3+ 3's	Dunks	DbI-DbIs	
0-Minnett	3/3	0/0	2/2	1/1	1/1	7/7	0/0	0/0	1/1	0/0	0/0	5/5	0/0	0/0	
1-Henderson	3/6	1/2	5/12	4/22	1/5	14/27	0/0	0/0	7/16	0/0	3/7	1/5	0/2	0/0	
10-Rogers	0/0	0/0	13/13	2/2	1/1	2/2	0/0	0/0	13/13	0/0	0/0	0/0	2/2	0/0	
12-Hudson	0/0	0/0	0/0	0/0	0/0	0/0	0/0	0/0	0/0	0/0	0/0	0/0	0/0	0/0	
22-McCall	2/6	5/14	7/15	12/24	4/9	3/10	1/2	0/3	6/15	0/0	6/7	2/3	10/21	0/0	
24-Hall	0/2	9/21	0/1	3/8	9/26	9/22	0/1	4/7	0/3	0/3	1/1	0/0	1/11	1/3	
25-Patterson	6/12	2/2	4/11	5/18	6/12	12/30	0/0	0/0	8/17	1/1	1/6	10/20	7/16	0/0	
31-Kirby	1/1	2/2	0/0	0/0	4/4	2/2	0/0	0/0	0/0	0/0	0/0	0/0	2/2	0/0	
32-Goss	0/0	2/2	0/0	2/2	4/4	1/1	0/0	1/1	0/0	1/1	0/0	0/0	14/14	0/0	
40-Borgman	0/0	0/0	0/0	0/0	0/0	0/0	0/0	0/0	0/0	0/0	0/0	0/0	1/1	0/0	
45-Brennan	10/14	4/6	1/6	3/13	6/22	13/31	3/3	1/2	5/9	1/2	1/4	4/5	1/5	1/2	

totals listed by season/career

SPECIALTY STATS (IUPUI/OPP)

PP = Points in the Paint; POT = Points off Turnover; 2nd = 2nd Chance Points; BP = Bench Points

Opponent	Result	PP	POT	2nd	BP	Lead	Largest Deficit	Largest Lead	Changes	Ties
# Carroll University	W, 65-56	34/20	32/4	14/15	14/15	14	5	6	4	
at Bradley	L, 53-68	18/20	13/13	14/10	5/34	3	18	3	1	
Anderson University	W, 75-43	38/18	27/12	12/5	24/11	33	-	0	0	
at Eastern Illinois	L, 79-80	42/33	11/19	9/12	4/20	7	3	9	13	
Morehead State	W, 67-61	24/30	16/12	8/6	17/8	11	-	0	1	
at Western Illinois	L, 77-90	34/32	22/11	20/3	28/26	2	28	1	1	
at Ball State	L, 64-83	28/40	15/19	6/14	40/28	1	28	2	0	
SIUE	L, 81-82	38/22	21/10	12/9	21/21	9	10	12	9	
at Purdue	L, 61-86	26/36	16/23	7/7	42/27	9	32	5	2	
at Washington State	L, 59-72	22/36	9/12	11/9	25/15	2	19	1	1	
at Gonzaga	L, 71-101	38/48	8/15	11/6	40/61	-	30	0	0	
IU Kokomo	W, 87-76	54/28	16/14	15/11	42/14	13	9	10	5	
*at Northern Kentucky	L, 59-77	26/38	15/14	13/8	18/26	9	19	1	2	
*at Wright State	L, 52-60	18/22	14/13	3/5	21/17	6	10	5	0	
*at Green Bay	W, 67-63	36/26	16/14	11/7	26/6	11	8	3	1	
*UIC	L, 65-70	36/30	24/14	6/6	20/16	13	7	1	4	
*Milwaukee	W, 72-71	20/36	15/8	14/15	16/14	6	8	8	7	
*Green Bay	W, 67-61	26/30	7/19	15/17	21/23	16	2	2	2	
*Detroit Mercy	W, 81-66	30/22	11/21	15/9	27/21	23	-	0	1	
*at Cleveland State	L, 67-70	34/36	17/21	11/9	17/15	1	17	6	4	
*at Youngstown State	L, 62-85	26/38	15/23	12/20	25/24	2	24	1	0	
*at UIC	L, 62-71	22/40	15/19	5/8	11/17	8	12	10	4	
*at Detroit Mercy	L, 60-74	30/28	13/23	11/10	23/0	-	18	0	0	
*at Oakland	L, 74-82	26/40	8/17	15/12	43/20	1	17	2	1	
*Cleveland State	W, 78-73	42/32	22/19	5/12	40/22	20	6	1	1	
*Youngstown State										
*at Milwaukee										
*Oakland										
*Wright State										
*Northern Kentucky										
HL Tourney (1st rd)										
HL Tourney (2nd rd)										
HL Tourney (3rd rd)										
HL Semifinals										
HL Finals										
Season Highs		54/48	27/23	20/20	43/61	33	30	12	13	
Season Lows		18/18	7/8	3/3	4/0	-	-	-	-	
Totals		734/761	366/385	261/230	596/486	-	-	83	61	
Averages		30.6/31.7	15.3/16.0	10.9/9.6	24.8/20.3			3.5	2.5	

WIN/LOSS MARGINS

Margin	W	L
1	1	1
2		
3		2
4	1	
5	1	1
6	2	
7		
8		1
9		1
10		
11-15	1	4
16-20		2
21-30		3
30+	1	

2017-2018 IUPUI STATISTICS

THE STAT CREW SYSTEM IUPUI Combined Team Statistics (as of Feb 08, 2018) All games



RECORD:	OVERALL	HOME	AWAY	NEUTRAL
ALL GAMES	8-16	7-2	1-14	0-0
CONFERENCE	5-8	4-1	1-7	0-0
NON-CONFERENCE	3-8	3-1	0-7	0-0

#	Player	gp-gs	min	avg	Total		3-Point		F-Throw		Rebounds				pf	dq	a	to	blk	stl	pts	avg
					fg-fga	fg%	3fg-fga	3fg%	ft-fa	ft%	off	def	tot	avg								
45	BRENNAN, Aaron	24-24	652	27.2	115-249	.462	25-73	.342	48-63	.762	34	69	103	4.3	59	3	43	46	14	25	303	12.6
25	PATTERSON, Ron	24-22	679	28.3	92-223	.413	53-143	.371	20-30	.667	12	58	70	2.9	50	1	47	37	16	26	257	10.7
01	HENDERSON, T.J.	24-5	563	23.5	78-188	.415	29-91	.319	61-74	.824	15	44	59	2.5	43	0	48	58	3	23	246	10.3
00	MINNETT, Jaylen	24-4	514	21.4	59-146	.404	43-107	.402	18-22	.818	11	20	31	1.3	39	0	29	36	1	12	179	7.5
24	HALL, Evan	23-23	501	21.8	73-170	.429	0-0	.000	24-82	.293	58	76	134	5.8	68	1	14	45	17	15	170	7.4
22	McCALL, D.J.	23-21	615	26.7	57-126	.452	10-32	.313	24-42	.571	41	62	103	4.5	53	2	44	34	9	41	148	6.4
10	ROGERS, Nick	21-19	517	24.6	30-100	.300	10-39	.256	38-52	.731	6	26	32	1.5	45	0	70	46	1	11	108	5.1
31	KIRBY, Maurice	24-1	372	15.5	47-95	.495	0-0	.000	20-33	.606	29	65	94	3.9	47	0	11	22	6	7	114	4.8
32	GOSS, Elyjah	24-0	327	13.6	36-81	.444	3-11	.273	19-26	.731	31	54	85	3.5	34	0	9	15	10	10	94	3.9
35	THOMAS, Noah	2-0	8	4.0	1-1	1.000	0-0	.000	2-2	1.000	1	3	4	2.0	3	0	0	0	1	0	4	2.0
12	HUDSON, Chad	7-0	25	3.6	2-6	.333	0-3	.000	5-7	.714	0	1	1	0.1	7	0	2	2	0	0	9	1.3
40	BORGMAN, Evan	8-1	27	3.4	2-5	.400	0-1	.000	4-6	.667	2	3	5	0.6	2	0	0	3	0	0	8	1.0
Team											43	34	77		1		7					
Total.....		24	4800		592-1390	.426	173-500	.346	283-439	.645	283	515	798	33.2	451	7	317	351	78	170	1640	68.3
Opponents.....		24	4800		616-1278	.482	170-469	.362	363-490	.741	219	595	814	33.9	415	6	328	368	92	177	1765	73.5

TEAM STATISTICS	IUPUI	OPP
SCORING	1640	1765
Points per game	68.3	73.5
Scoring margin	-5.2	-
FIELD GOALS-ATT	592-1390	616-1278
Field goal pct	.426	.482
3 POINT FG-ATT	173-500	170-469
3-point FG pct	.346	.362
3-pt FG made per game	7.2	7.1
FREE THROWS-ATT	283-439	363-490
Free throw pct	.645	.741
F-Throws made per game	11.8	15.1
REBOUNDS	798	814
Rebounds per game	33.2	33.9
Rebounding margin	-0.7	-
ASSISTS	317	328
Assists per game	13.2	13.7
TURNOVERS	351	368
Turnovers per game	14.6	15.3
Turnover margin	+0.7	-
Assist/turnover ratio	0.9	0.9
STEALS	170	177
Steals per game	7.1	7.4
BLOCKS	78	92
Blocks per game	3.3	3.8
ATTENDANCE	7972	52912
Home games-Avg/Game	9-886	15-3527
Neutral site-Avg/Game	-	0-0

Date	Opponent	Score	Att.
11/11/17	at Bradley	L 53-68	4936
11/13/17	ANDERSON	w 75-43	1175
11/17/17	at Eastern Illinois	L 79-80	769
11/21/17	MOREHEAD STATE	w 67-61	1012
11/28/17	at Western Illinois	L 77-90	589
12/02/17	at Ball State	L 64-83	3505
12/06/17	SIUE	L 81-82	809
12/10/17	at Purdue	L 61-86	13641
12/16/17	at Washington State	L 59-72	2240
12/18/17	at Gonzaga	L 71-101	6000
12/22/17	IU KOKOMO	w 87-76	615
* 12/28/17	at Northern Kentucky	L 59-77	4203
* 12/30/17	at Wright State	L 52-60	3649
* 01/02/18	at Green Bay	w 67-63	1932
* 01/04/18	UIC	L 65-70	815
* 01/10/18	MILWAUKEE	w 72-71	1002
* 01/12/18	GREEN BAY	w 67-61	827
* 01/16/18	DETROIT MERCY	w 81-66	807
* 01/18/18	at Cleveland State	L 67-70	1125
* 01/20/18	at Youngstown State	L 62-85	3222
* 01/27/18	at UIC	L 62-71	3373
* 02/02/18	at Detroit Mercy	L 60-74	1018
* 02/04/18	at Oakland	L 74-82	2710
* 02/08/18	CLEVELAND STATE	w 78-73	910
* 02/10/18	YOUNGSTOWN STATE	1:00 p.m.	

* = Horizon League game

Score by Periods	1st	2nd	Totals
IUPUI	767	873	1640
Opponents	831	934	1765

2017-2018 IUPUI HORIZON LEAGUE ONLY STATISTICS

THE STAT CREW SYSTEM IUPUI Combined Team Statistics (as of Feb 08, 2018) Conference games only



RECORD:	OVERALL	HOME	AWAY	NEUTRAL
ALL GAMES	5-8	4-1	1-7	0-0
CONFERENCE	5-8	4-1	1-7	0-0
NON-CONFERENCE	0-0	0-0	0-0	0-0

#	Player	gp-gs	min	avg	Total		3-Point		F-Throw		Rebounds				pf	dq	a	to	blk	stl	pts	avg
					fg-fga	fg%	3fg-fga	3fg%	ft-fa	ft%	off	def	tot	avg								
45	BRENNAN, Aaron	13-13	370	28.5	63-131	.481	17-37	.459	30-40	.750	19	43	62	4.8	30	1	25	29	6	14	173	13.3
25	PATTERSON, Ron	13-12	361	27.8	46-114	.404	26-70	.371	11-20	.550	6	33	39	3.0	27	1	22	23	11	13	129	9.9
01	HENDERSON, T.J.	13-0	262	20.2	41-103	.398	16-47	.340	23-26	.885	4	21	25	1.9	27	0	19	32	0	14	121	9.3
00	MINNETT, Jaylen	13-0	258	19.8	33-80	.413	26-63	.413	5-8	.625	3	11	14	1.1	19	0	13	23	0	5	97	7.5
24	HALL, Evan	13-13	298	22.9	37-93	.398	0-0	.000	17-55	.309	44	51	95	7.3	40	1	8	27	10	13	91	7.0
22	McCALL, D.J.	13-13	358	27.5	32-67	.478	6-19	.316	17-27	.630	18	42	60	4.6	30	0	27	17	7	22	87	6.7
10	ROGERS, Nick	13-13	334	25.7	20-63	.317	6-23	.261	36-47	.766	4	19	23	1.8	26	0	44	29	0	7	82	6.3
31	KIRBY, Maurice	13-0	188	14.5	20-43	.465	0-0	.000	10-18	.556	10	29	39	3.0	26	0	4	10	5	2	50	3.8
32	GOSS, Elyjah	13-0	163	12.5	14-34	.412	0-2	.000	6-11	.545	15	23	38	2.9	16	0	2	7	7	5	34	2.6
12	HUDSON, Chad	2-0	2	1.0	1-2	.500	0-1	.000	0-0	.000	0	0	0	0.0	0	0	0	0	0	0	2	1.0
40	BORGMAN, Evan	3-1	6	2.0	0-1	.000	0-0	.000	0-2	.000	1	0	1	0.3	0	0	0	0	0	0	0	0.0
Team											27	18	45				5					
Total.....		13	2600		307-731	.420	97-262	.370	155-254	.610	151	290	441	33.9	241	3	164	202	46	95	866	66.6
Opponents.....		13	2600		325-697	.466	76-236	.322	197-260	.758	117	321	438	33.7	230	3	166	199	48	108	923	71.0

TEAM STATISTICS	IUPUI	OPP
SCORING	866	923
Points per game	66.6	71.0
Scoring margin	-4.4	-
FIELD GOALS-ATT	307-731	325-697
Field goal pct	.420	.466
3 POINT FG-ATT	97-262	76-236
3-point FG pct	.370	.322
3-pt FG made per game	7.5	5.8
FREE THROWS-ATT	155-254	197-260
Free throw pct	.610	.758
F-Throws made per game	11.9	15.2
REBOUNDS	441	438
Rebounds per game	33.9	33.7
Rebounding margin	+0.2	-
ASSISTS	164	166
Assists per game	12.6	12.8
TURNOVERS	202	199
Turnovers per game	15.5	15.3
Turnover margin	-0.2	-
Assist/turnover ratio	0.8	0.8
STEALS	95	108
Steals per game	7.3	8.3
BLOCKS	46	48
Blocks per game	3.5	3.7
ATTENDANCE	4361	21232
Home games-Avg/Game	5-872	8-2654
Neutral site-Avg/Game	-	0-0

Date	Opponent	Score	Att.
* 12/28/17	at Northern Kentucky	L 59-77	4203
* 12/30/17	at Wright State	L 52-60	3649
* 01/02/18	at Green Bay	W 67-63	1932
* 01/04/18	UIC	L 65-70	815
* 01/10/18	MILWAUKEE	W 72-71	1002
* 01/12/18	GREEN BAY	W 67-61	827
* 01/16/18	DETROIT MERCY	W 81-66	807
* 01/18/18	at Cleveland State	L 67-70	1125
* 01/20/18	at Youngstown State	L 62-85	3222
* 01/27/18	at UIC	L 62-71	3373
* 02/02/18	at Detroit Mercy	L 60-74	1018
* 02/04/18	at Oakland	L 74-82	2710
* 02/08/18	CLEVELAND STATE	W 78-73	910
* 02/10/18	YOUNGSTOWN STATE	1:00 p.m.	

* = Horizon League game

MOTOR CITY MADNESS

The 2018 Little Caesars Horizon League Men's & Women's Basketball Championship will take place March 2-6 at the brand new Little Caesars Arena in Detroit, Mich. Tickets can be purchased now at campus box offices or at Horizon-League.com.

Little Caesars Arena is located in the heart of The District Detroit, a 50-block, mixed-use development that unites eight world-class theaters, five neighborhoods and three professional sports venues in one vibrant, walkable destination for people who want to live, work and play in an exciting urban environment. Home to the Detroit Tigers, Detroit Red Wings, Detroit Pistons and Detroit Lions — The District Detroit represents the greatest density of professional sports teams in one downtown core in the country.



2017-2018 STATISTICAL SPLITS

Wins (8 total)

#	Player	gp-gs	min	avg	Total		3-Point		F-Throw		Rebounds				pf	dq	a	to	blk	stl	pts	avg
					fg-fga	fg%	3fg-fga	3fg%	ft-fa	ft%	off	def	tot	avg								
45	BRENNAN, Aaron	8-8	223	27.9	45-85	.529	11-26	.423	20-28	.714	13	34	47	5.9	19	0	20	19	4	7	121	15.1
01	HENDERSON, T.J.	8-2	185	23.1	32-58	.552	12-27	.444	20-23	.870	4	22	26	3.3	14	0	16	18	3	8	96	12.0
25	PATTERSON, Ron	8-8	230	28.8	29-64	.453	15-43	.349	13-17	.765	3	21	24	3.0	20	1	20	14	6	10	86	10.8
00	MINNETT, Jaylen	8-1	162	20.3	21-49	.429	14-33	.424	5-7	.714	2	7	9	1.1	10	0	10	11	1	3	61	7.6
24	HALL, Evan	7-7	154	22.0	20-47	.426	0-0	.000	9-34	.265	20	27	47	6.7	23	1	3	15	8	7	49	7.0
22	McCALL, D.J.	8-7	216	27.0	21-40	.525	5-10	.500	8-17	.471	10	23	33	4.1	16	0	20	14	6	17	55	6.9
10	ROGERS, Nick	7-6	165	23.6	11-40	.275	2-11	.182	14-20	.700	2	12	14	2.0	15	0	22	14	0	3	38	5.4
31	KIRBY, Maurice	8-1	125	15.6	16-32	.500	0-0	.000	7-11	.636	9	27	36	4.5	16	0	2	8	4	2	39	4.9
32	GOSS, Elyjah	8-0	107	13.4	12-22	.545	0-0	.000	10-14	.714	10	23	33	4.1	14	0	2	3	6	1	34	4.3
35	THOMAS, Noah	1-0	6	6.0	1-1	1.000	0-0	.000	2-2	1.000	1	3	4	4.0	3	0	0	0	1	0	4	4.0
40	BORGMAN, Evan	2-0	14	7.0	2-4	.500	0-1	.000	2-2	1.000	1	2	3	1.5	2	0	0	3	0	0	6	3.0
12	HUDSON, Chad	2-0	13	6.5	0-1	.000	0-1	.000	5-6	.833	0	0	0	0.0	2	0	1	2	0	0	5	2.5
Team											12	12	24					2				
Total.....		8	1600		210-443	.474	59-152	.388	115-181	.635	87	213	300	37.5	154	2	116	123	39	58	594	74.2
Opponents.....		8	1600		178-438	.406	50-169	.296	108-156	.692	75	182	257	32.1	159	1	77	127	23	54	514	64.2

Losses (16 total)

#	Player	gp-gs	min	avg	Total		3-Point		F-Throw		Rebounds				pf	dq	a	to	blk	stl	pts	avg
					fg-fga	fg%	3fg-fga	3fg%	ft-fa	ft%	off	def	tot	avg								
45	BRENNAN, Aaron	16-16	429	26.8	70-164	.427	14-47	.298	28-35	.800	21	35	56	3.5	40	3	23	27	10	18	182	11.4
25	PATTERSON, Ron	16-14	449	28.1	63-159	.396	38-100	.380	7-13	.538	9	37	46	2.9	30	0	27	23	10	16	171	10.7
01	HENDERSON, T.J.	16-3	378	23.6	46-130	.354	17-64	.266	41-51	.804	11	22	33	2.1	29	0	32	40	0	15	150	9.4
24	HALL, Evan	16-16	347	21.7	53-123	.431	0-0	.000	15-48	.313	38	49	87	5.4	45	0	11	30	9	8	121	7.6
00	MINNETT, Jaylen	16-3	352	22.0	38-97	.392	29-74	.392	13-15	.867	9	13	22	1.4	29	0	19	25	0	9	118	7.4
22	McCALL, D.J.	15-14	399	26.6	36-86	.419	5-22	.227	16-25	.640	31	39	70	4.7	37	2	24	20	3	24	93	6.2
10	ROGERS, Nick	14-13	352	25.1	19-60	.317	8-28	.286	24-32	.750	4	14	18	1.3	30	0	48	32	1	8	70	5.0
31	KIRBY, Maurice	16-0	247	15.4	31-63	.492	0-0	.000	13-22	.591	20	38	58	3.6	31	0	9	14	2	5	75	4.7
32	GOSS, Elyjah	16-0	220	13.8	24-59	.407	3-11	.273	9-12	.750	21	31	52	3.3	20	0	7	12	4	9	60	3.8
12	HUDSON, Chad	5-0	12	2.4	2-5	.400	0-2	.000	0-1	.000	0	1	1	0.2	5	0	1	0	0	0	4	0.8
40	BORGMAN, Evan	6-1	13	2.2	0-1	.000	0-0	.000	2-4	.500	1	1	2	0.3	0	0	0	0	0	0	2	0.3
35	THOMAS, Noah	1-0	2	2.0	0-0	.000	0-0	.000	0-0	.000	0	0	0	0.0	0	0	0	0	0	0	0	0.0
Team											31	22	53		1			5				
Total.....		16	3200		382-947	.403	114-348	.328	168-258	.651	196	302	498	31.1	297	5	201	228	39	112	1046	65.4
Opponents.....		16	3200		438-840	.521	120-300	.400	255-334	.763	144	413	557	34.8	256	5	251	241	69	123	1251	78.2

Home (7-2)

#	Player	gp-gs	min	avg	Total		3-Point		F-Throw		Rebounds				pf	dq	a	to	blk	stl	pts	avg
					fg-fga	fg%	3fg-fga	3fg%	ft-fa	ft%	off	def	tot	avg								
45	BRENNAN, Aaron	9-9	264	29.3	56-108	.519	14-34	.412	27-36	.750	16	39	55	6.1	21	0	23	19	8	10	153	17.0
01	HENDERSON, T.J.	9-2	216	24.0	32-70	.457	11-35	.314	26-31	.839	5	22	27	3.0	15	0	20	18	3	11	101	11.2
25	PATTERSON, Ron	9-9	263	29.2	34-80	.425	17-53	.321	13-17	.765	5	18	23	2.6	20	0	21	15	11	11	98	10.9
24	HALL, Evan	8-8	181	22.6	26-57	.456	0-0	.000	9-37	.243	19	29	48	6.0	28	1	4	12	8	8	61	7.6
00	MINNETT, Jaylen	9-1	165	18.3	21-44	.477	13-31	.419	6-8	.750	2	6	8	0.9	13	0	11	13	1	2	61	6.8
22	McCALL, D.J.	9-8	246	27.3	24-45	.533	5-9	.556	7-16	.438	13	23	36	4.0	21	1	21	15	7	18	60	6.7
31	KIRBY, Maurice	9-1	135	15.0	20-35	.571	0-0	.000	7-13	.538	9	30	39	4.3	17	0	4	11	4	2	47	5.2
10	ROGERS, Nick	8-7	193	24.1	10-35	.286	2-12	.167	19-26	.731	2	12	14	1.8	18	0	30	16	0	3	41	5.1
35	THOMAS, Noah	1-0	6	6.0	1-1	1.000	0-0	.000	2-2	1.000	1	3	4	4.0	3	0	0	0	1	0	4	4.0
32	GOSS, Elyjah	9-0	104	11.6	13-23	.565	0-0	.000	10-14	.714	10	22	32	3.6	16	0	2	2	6	2	36	4.0
40	BORGMAN, Evan	2-0	14	7.0	2-4	.500	0-1	.000	2-2	1.000	1	2	3	1.5	2	0	0	3	0	0	6	3.0
12	HUDSON, Chad	2-0	13	6.5	0-1	.000	0-1	.000	5-6	.833	0	0	0	0.0	2	0	1	2	0	0	5	2.5
Team											18	13	31					4				
Total.....		9	1800		239-503	.475	62-176	.352	133-208	.639	101	219	320	35.6	176	2	137	130	49	67	673	74.8
Opponents.....		9	1800		208-482	.432	62-177	.350	125-182	.687	87	200	287	31.9	185	2	89	145	30	52	603	67.0

Road (1-14)

Road (1-14)		Total				3-Point		F-Throw		Rebounds													
#	Player	gp-gs	min	avg	fg-fga	fg%	3fg-fga	3fg%	ft-fa	ft%	off	def	tot	avg	pf	dq	a	to	blk	stl	pts	avg	
25	PATTERSON, Ron	15-13	416	27.7	58-143	.406	36-90	.400	7-13	.538	7	40	47	3.1	30	1	26	22	5	15	159	10.6	
45	BRENNAN, Aaron	15-15	388	25.9	59-141	.418	11-39	.282	21-27	.778	18	30	48	3.2	38	3	20	27	6	15	150	10.0	
01	HENDERSON, T.J.	15-3	347	23.1	46-118	.390	18-56	.321	35-43	.814	10	22	32	2.1	28	0	28	40	0	12	145	9.7	
00	MINNETT, Jaylen	15-3	349	23.3	38-102	.373	30-76	.395	12-14	.857	9	14	23	1.5	26	0	18	23	0	10	118	7.9	
24	HALL, Evan	15-15	320	21.3	47-113	.416	0-0	.000	15-45	.333	39	47	86	5.7	40	0	10	33	9	7	109	7.3	
22	McCALL, D.J.	14-13	369	26.4	33-81	.407	5-23	.217	17-26	.654	28	39	67	4.8	32	1	23	19	2	23	88	6.3	
10	ROGERS, Nick	13-12	324	24.9	20-65	.308	8-27	.296	19-26	.731	4	14	18	1.4	27	0	40	30	1	8	67	5.2	
31	KIRBY, Maurice	15-0	237	15.8	27-60	.450	0-0	.000	13-20	.650	20	35	55	3.7	30	0	7	11	2	5	67	4.5	
32	GOSS, Elyjah	15-0	223	14.9	23-58	.397	3-11	.273	9-12	.750	21	32	53	3.5	18	0	7	13	4	8	58	3.9	
12	HUDSON, Chad	5-0	12	2.4	2-5	.400	0-2	.000	0-1	.000	0	1	1	0.2	5	0	1	0	0	0	4	0.8	
40	BORGMAN, Evan	6-1	13	2.2	0-1	.000	0-0	.000	2-4	.500	1	1	2	0.3	0	0	0	0	0	0	2	0.3	
35	THOMAS, Noah	1-0	2	2.0	0-0	.000	0-0	.000	0-0	.000	0	0	0	0.0	0	0	0	0	0	0	0	0.0	
Team											25	21	46		1		3						
Total.....		15	3000		353-887	.398	111-324	.343	150-231	.649	182	296	478	31.9	275	5	180	221	29	103	967	64.5	
Opponents.....		15	3000		408-796	.513	108-292	.370	238-308	.773	132	395	527	35.1	230	4	239	223	62	125	1162	77.5	

2017-2018 INDIVIDUAL SUPERLATIVES

Points	IUPUI 25 - three times	Opponent 27 - four times
Field Goals Made	12 - Aaron Brennan at E. Illinois (11/17/17)	11 - twice
Field Goals Attempted	20 - D.J. McCall at W. Illinois (11/28/17)	18 - Cameron Morse at Y'town St. (1/20/18)
Highest FG Pct. (min. 5 made)	.778 (7-9) - Aaron Brennan vs. Cleveland St. (2/8/18)	1.000 (5-5) - Trey Moses at Ball State (12/2/17)
3-Pt Field Goals Made	6 - Ron Patterson at UIC (1/27/18)	7 - Terrell Lewis at E. Illinois (11/17/17)
3-Pt Field Goals Attempted	13 - Ron Patterson at Washington St. (12/16/17)	9 - three times
3-Pt FG Pct. (min. 3 made)	1.000 (3-3) - twice	1.000 (3-3) - David McFarland vs. SIUE (12/6/17)
Free Throws Made	9 - T.J. Henderson vs. Cleveland St. (2/8/18)	10 - Killian Tillie at Gonzaga (12/18/17)
Free Throws Attempted	10 - twice	13 - Jajuan Starks at E. Illinois (11/17/17)
Free Throw Pct. (min. 5 made)	1.000 (9-9) - T.J. Henderson vs. Cleveland St. (2/8/18)	1.000 (10-10) - Killian Tillie at Gonzaga (12/18/17)
Offensive Rebounds	7 - three times	5 - twice
Defensive Rebounds	8 - three times	13 - twice
Total Rebounds	12 - Elijah Goss vs. Anderson (11/13/17)	14 - twice
Assists	6 - four times	9 - Eddie Miles vs. IU Kokomo (12/22/17)
Turnovers	5 - three times	8 - Justin Mitchell at Wright State (12/30/17)
Blocked Shots	3 - three times	5 - Brandon Gilbeck at W. Illinois (11/28/17)
Steals	4 - three times	5 - Jordan Blount at UIC (1/27/18)
Minutes Played (regulation game)	38 - twice	40 - twice
Minutes Played (OT game)		

2017-2018 TEAM SUPERLATIVES

IUPUI High	IUPUI Low	Statistical Category	Opponent High	Opponent Low
87 vs. IUK (12/22)	52 at Wright St. (12/30)	Points	101 at Gonzaga (12/18)	43 vs. Anderson (11/13)
45 vs. UDM (1/16)	19 - twice	First Half Points	49 at Oakland (2/4)	21 vs. Anderson (11/13)
53 at W. Illinois (11/28)	24 vs. UIC (1/4)	Second Half Points	54 at Gonzaga (12/18)	22 vs. Anderson (11/13)
34 - twice	15 at Bradley (11/11)	Field Goals	34 at Gonzaga (12/18)	13 vs. Anderson (11/13)
73 at W. Illinois (11/28)	44 vs. Cleveland St. (2/8)	Field Goal Attempts	65 vs. IUK (12/22)	43 vs. UIC (1/4)
.596 at E. Illinois (11/17)	.283 at Bradley (11/11)	FG Percentage	.680 at Gonzaga (12/18)	.255 vs. Anderson (11/13)
14 vs. Milwaukee (1/10)	3 vs. Cleveland St. (2/8/18)	3-Point Field Goals	12 at Bradley (11/11)	1 at Green Bay (1/2)
31 at Washington St. (12/16)	9 vs. Cleveland St. (2/8/18)	3-Point Field Goal Att.	29 vs. UDM (1/16)	9 vs. UIC (1/4)
.560 vs. Milwaukee (1/10)	.211 vs. UIC (1/4)	3-Point FG Percentage	.688 vs. SIUE (12/6)	.059 at Green Bay (1/2)
23 vs. Cleveland St. (2/8/18)	1 at Washington St. (12/16)	Free Throws	26 - twice	6 at Bradley (11/11)
35 vs. Cleveland St. (2/8/18)	2 at Washington St. (12/16)	Free Throw Attempts	34 vs. UIC (1/4)	9 at Washington St. (12/16)
.867 at Ball State (12/2)	.400 at Y'town St. (1/25)	Free Throw Percentage	.941 at Purdue (12/10)	.500 at Bradley (11/11)
18 at W. Illinois (11/28)	6 vs. Cleveland St. (2/8/18)	Offensive Rebounds	18 at Y'town St. (1/25)	5 - twice
32 vs. IUK (12/22)	11 at Y'town St. (1/25)	Defensive Rebounds	32 - three times	15 vs. Cleveland St. (2/8/18)
46 vs. Green Bay (1/12)	19 at Y'town St. (1/25)	Total Rebounds	41 at UIC (1/27)	22 vs. Cleveland St. (2/8/18)
28 - twice	10 at Y'town St. (1/25)	Fouls	25 - three times	8 at Washington St. (12/16)
21 vs. SIUE (12/6)	8 at Bradley (11/11)	Assists	20 - three times	6 vs. Anderson (11/13)
21 at Cleveland St. (1/18)	9 at Washington St. (12/16)	Turnovers	23 vs. Anderson (11/13)	9 at Oakland (2/4)
9 - twice	0 - twice	Blocked Shots	9 at UIC (1/27)	0 vs. Cleveland St. (2/8/18)
10 - twice	2 at Oakland (2/4)	Steals	13 at Cleveland St. (1/18)	3 - three times

2017-2018 GAME-BY-GAME LEADERS / STARTING FIVES

Opponent	Starting 5	Points	Rebounds	Assists	Blocks	Steals
Carroll University #	Minnett-Henderson-Patterson-Hall-Brennan	Brennan (15)	Kirby (9)	Henderson (4)	Kirby (3)	Henderson (6)
at Bradley	Minnett-Henderson-Patterson-Hall-Brennan	Patterson (16)	Hall (7)	Henderson (3)	Hall (1)	Henderson (2)
Anderson	Minnett-Henderson-Patterson-Kirby-Brennan	Brennan (18)	Goss (12)	McCall (4)	Goss (3)	Henderson (3)
at Eastern Illinois	Minnett-Henderson-Patterson-Hall-Brennan	Brennan (25)	Brennan (7)	Patterson (6)	---	Patterson (2)
Morehead State	Henderson-McCall-Patterson-Hall-Brennan	Brennan (15)	Brennan (7)	2 tied w/ (3)	2 tied w/ (1)	McCall (2)
at Western Illinois	Henderson-McCall-Patterson-Hall-Brennan	McCall (25)	McCall (8)	Rogers (4)	w tied w/ (1)	2 tied w/ (2)
at Ball State	Minnett-Rogers-McCall-Hall-Brennan	Patterson (14)	Kirby (7)	3 tied w/ (2)	Rogers (1)	2 tied w/ (3)
SIUE	Henderson-Rogers-Patterson-Hall-Brennan	Brennan (25)	McCall (9)	Rogers (5)	2 tied w/ (3)	McCall (4)
at Purdue	Rogers-McCall-Patterson-Hall-Brennan	Kirby (16)	Goss (6)	Minnett (2)	Hall (1)	McCall (4)
at Washington St.	Rogers-McCall-Patterson-Hall-Brennan	Patterson (19)	Patterson (6)	2 tied w/ (3)	Brennan (2)	McCall (2)
at Gonzaga	Rogers-McCall-Patterson-Hall-Brennan	Henderson (18)	Kirby (5)	Rogers (5)	---	Patterson (2)
IU Kokomo	Rogers-McCall-Patterson-Hall-Brennan	Henderson (19)	Henderson (8)	Patterson (5)	4 tied w/ (1)	McCall (3)
at Northern Ky.	Rogers-McCall-Patterson-Hall-Brennan	McCall (11)	McCall (7)	Rogers (3)	Goss (2)	McCall (2)
at Wright State	Rogers-McCall-Patterson-Hall-Brennan	Minnett (11)	Hall (6)	3 tied w/ (2)	2 tied w/ (1)	Goss (2)
at Green Bay	Rogers-McCall-Patterson-Hall-Brennan	Henderson (13)	Hall (10)	3 tied w/ (3)	Hall (2)	McCall (4)
UIC	Rogers-McCall-Patterson-Hall-Brennan	Brennan (18)	Hall (7)	Rogers (6)	2 tied w/ (2)	Henderson (3)
Milwaukee	Rogers-McCall-Patterson-Hall-Brennan	Brennan (22)	Hall (9)	Rogers (5)	Hall (2)	Hall (3)
Green Bay	Rogers-McCall-Patterson-Hall-Brennan	Patterson (16)	Brennan (11)	McCall (4)	Patterson (2)	2 tied w/ (3)
Detroit Mercy	Rogers-McCall-Patterson-Hall-Brennan	Brennan (15)	2 tied w/ (7)	Rogers (6)	2 tied w/ (2)	3 tied w/ (2)
at Cleveland State	Rogers-McCall-Patterson-Hall-Brennan	Brennan (17)	McCall (7)	McCall (6)	Kirby (1)	McCall (3)
at Y'town State	Rogers-McCall-Patterson-Hall-Brennan	Brennan (14)	Patterson (5)	McCall (4)	Hall (2)	2 tied w/ (2)
at UIC	Rogers-McCall-Patterson-Hall-Brennan	Patterson (18)	Hall (11)	Rogers (5)	Patterson (2)	Brennan (3)
at Detroit Mercy	Rogers-McCall-Patterson-Hall-Brennan	Minnett (12)	Hall (9)	Patterson (3)	3 tied w/ (1)	2 tied w/ (2)
at Oakland	Rogers-McCall-Borgman-Hall-Brennan	2 tied w/ (16)	Hall (11)	Rogers (4)	2 tied w/ (1)	2 tied w/ (1)
Cleveland State	Rogers-McCall-Patterson-Hall-Brennan	Henderson (19)	McCall (7)	Henderson (5)	3 tied w/ (1)	Henderson (3)
Y'town State						
at Milwaukee						
Oakland						
Wright State						
Northern Ky.						
HL 1st Rd.						
HL 2nd Rd.						
HL 3rd Rd.						
HL Semis						
HL Finals						

2017-2018 POINTS-REBOUNDS-ASSISTS

Opponent	Date	Score	00	01	10	12	22	24	25
			MINNETT,JA	HENDERSON,	ROGERS,NIC	HUDSON,CHA	MCCALL,DJ	HALL, EVAN	PATTERSON,
at Bradley	11/11/17	53-68	L 5-2-1	10-3-3	DNP	0-1-0	DNP	11-7-1	16-2-1
ANDERSON	11/13/17	75-43	w 5-0-2	10-2-3	DNP	3-0-1	3-2-4	DNP	9-3-3
at Eastern Illinois	11/17/17	79-80	L 8-1-1	10-3-5	DNP	DNP	0-5-0	13-5-2	19-4-6
MOREHEAD STATE	11/21/17	67-61	w 11-0-2	11-5-3	0-2-2	DNP	8-4-3	6-1-0	10-1-1
at Western Illinois	11/28/17	77-90	L 12-4-2	7-2-2	4-0-4	DNP	25-8-1	4-6-0	5-2-2
at Ball State	12/02/17	64-83	L 8-0-1	11-1-2	5-1-2	DNP	0-6-2	4-3-0	14-3-1
SIUE	12/06/17	81-82	L 3-1-1	10-3-4	7-0-5	DNP	8-9-2	12-4-1	8-2-3
at Purdue	12/10/17	61-86	L 12-3-2	10-1-1	6-1-1	2-0-1	4-2-1	0-1-1	3-2-1
at Washington State	12/16/17	59-72	L 5-4-1	9-2-3	2-5-3	DNP	3-1-2	4-4-0	19-6-1
at Gonzaga	12/18/17	71-101	L 5-0-1	18-4-1	0-0-5	0-0-0	4-4-0	12-4-0	9-1-1
IU KOKOMO	12/22/17	87-76	w 8-2-2	19-8-2	2-0-4	2-0-0	6-2-2	13-4-1	16-5-5
at Northern Kentucky	12/28/17	59-77	L 3-0-2	7-4-1	5-1-3	2-0-0	11-7-1	9-2-0	9-2-1
at Wright State	12/30/17	52-60	L 11-1-2	6-1-1	6-1-2	DNP	5-3-0	3-6-1	10-2-1
at Green Bay	01/02/18	67-63	w 9-2-0	13-3-1	11-4-3	DNP	5-9-3	10-10-1	4-5-3
UIC	01/04/18	65-70	L 6-0-0	8-1-1	7-4-6	DNP	2-3-2	10-7-1	8-2-1
MILWAUKEE	01/10/18	72-71	w 6-0-3	5-1-0	9-2-5	DNP	9-1-2	4-9-1	12-2-1
GREEN BAY	01/12/18	67-61	w 4-1-1	8-1-0	4-4-2	DNP	5-5-4	6-10-0	16-5-1
DETROIT MERCY	01/16/18	81-66	w 8-3-0	11-2-2	8-1-6	DNP	13-3-1	4-7-0	14-3-3
at Cleveland State	01/18/18	67-70	L 4-1-0	8-2-2	6-2-4	DNP	7-7-6	11-4-1	9-3-1
at Youngstown State	01/20/18	62-85	L 8-0-1	11-1-2	1-0-2	0-0-0	6-1-4	7-3-0	9-5-1
at UIC	01/27/18	62-71	L 0-3-2	2-1-2	11-1-5	DNP	6-3-0	8-11-0	18-2-2
at Detroit Mercy	02/02/18	60-74	L 12-2-0	9-2-2	4-1-2	DNP	6-7-2	10-9-1	11-5-3
at Oakland	02/04/18	74-82	L 16-0-2	14-2-0	6-1-4	DNP	6-4-1	3-11-2	4-3-1
CLEVELAND STATE	02/08/18	78-73	w 10-1-0	19-4-5	4-1-0	DNP	6-7-1	6-6-0	5-0-3

Opponent	Date	Score	31	32	35	40	45
			KIRBY,MAUR	GOSS,ELYJA	THOMAS,NOA	BORGMAN,EV	BRENNAN,AA
at Bradley	11/11/17	53-68	L 1-5-0	2-6-0	DNP	2-1-0	6-2-2
ANDERSON	11/13/17	75-43	w 9-9-1	8-12-0	4-4-0	6-3-0	18-6-3
at Eastern Illinois	11/17/17	79-80	L 0-4-2	4-0-1	DNP	DNP	25-7-2
MOREHEAD STATE	11/21/17	67-61	w 2-2-0	4-4-0	DNP	DNP	15-7-2
at Western Illinois	11/28/17	77-90	L 2-3-1	10-1-1	DNP	DNP	8-6-1
at Ball State	12/02/17	64-83	L 8-7-1	7-6-1	DNP	DNP	7-1-1
SIUE	12/06/17	81-82	L 6-4-1	2-1-0	DNP	DNP	25-5-4
at Purdue	12/10/17	61-86	L 16-4-1	2-6-1	0-0-0	0-0-0	6-2-0
at Washington State	12/16/17	59-72	L 2-5-0	9-2-0	DNP	DNP	6-0-1
at Gonzaga	12/18/17	71-101	L 11-5-0	6-4-1	DNP	0-0-0	6-0-0
IU KOKOMO	12/22/17	87-76	w 7-7-0	6-5-2	DNP	0-0-0	8-5-2
at Northern Kentucky	12/28/17	59-77	L 4-4-0	2-2-0	DNP	0-1-0	7-5-2
at Wright State	12/30/17	52-60	L 2-3-0	2-4-0	DNP	DNP	7-2-2
at Green Bay	01/02/18	67-63	w 4-2-0	0-3-0	DNP	DNP	11-3-2
UIC	01/04/18	65-70	L 6-1-1	0-1-0	DNP	DNP	18-6-1
MILWAUKEE	01/10/18	72-71	w 5-6-0	0-1-0	DNP	DNP	22-4-3
GREEN BAY	01/12/18	67-61	w 6-4-0	3-1-0	DNP	DNP	15-11-3
DETROIT MERCY	01/16/18	81-66	w 4-4-1	4-3-0	DNP	DNP	15-7-4
at Cleveland State	01/18/18	67-70	L 3-3-0	2-2-0	DNP	DNP	17-5-1
at Youngstown State	01/20/18	62-85	L 6-2-0	0-3-1	DNP	0-0-0	14-2-2
at UIC	01/27/18	62-71	L 2-3-1	7-3-0	DNP	DNP	8-5-2
at Detroit Mercy	02/02/18	60-74	L 2-1-1	0-2-0	DNP	DNP	6-4-1
at Oakland	02/04/18	74-82	L 4-4-0	5-9-1	DNP	0-0-0	16-4-1
CLEVELAND STATE	02/08/18	78-73	w 2-2-0	9-4-0	DNP	DNP	17-4-1

2017-2018 COMPARISON STATISTICS

Opponent	1st	2nd	Score	Mar	Total FG	FG Pct	3-Pointers	3FG Pct	Free Throws	FT Pct	Rebounds	Assist	T/Over	Block	Steal	Fouls
Bradley	19/28	34/40	53-68	(15)	15-53/25-56	.283/.446	6-20/12-21	.300/.571	17-20/6-12	.850/.500	35/39 (4)	8/20	12/14	1/3	6/4	17/20
ANDERSON	41/21	34/22	75-43	+32	29-56/13-51	.518/.255	6-18/4-24	.333/.167	11-14/13-24	.786/.542	41/32 +9	17/6	19/23	9/4	9/8	21/17
Eastern Illinois	41/38	38/42	79-80	(1)	34-57/24-47	.596/.511	8-17/9-20	.471/.450	3-7/23-31	.429/.742	29/26 +3	19/12	15/10	0/1	5/8	20/13
MOREHEAD STATE	32/25	35/36	67-61	+6	20-45/22-51	.444/.431	5-16/5-20	.313/.250	22-32/12-18	.688/.667	31/31 -	13/7	14/18	2/4	5/4	22/25
Western Illinois	24/48	53/42	77-90	(13)	29-73/29-48	.397/.604	9-30/10-17	.300/.588	10-18/22-26	.556/.846	34/37 (3)	14/14	10/17	2/8	8/3	21/14
Ball State	23/41	41/42	64-83	(19)	22-58/31-58	.379/.534	7-21/10-28	.333/.357	13-15/11-17	.867/.647	30/36 (6)	11/19	18/15	1/4	10/7	18/15
SIUE	41/42	40/40	81-82	(1)	30-60/27-47	.500/.574	6-23/11-16	.261/.688	15-26/17-25	.577/.680	31/30 +1	21/13	10/16	9/4	8/3	20/25
Purdue	31/40	30/46	61-86	(25)	23-54/31-57	.426/.544	7-21/8-26	.333/.308	8-11/16-17	.727/.941	26/30 (4)	10/20	18/13	1/3	7/11	18/11
Washington State	30/36	29/36	59-72	(13)	24-71/28-51	.338/.549	10-31/8-20	.323/.400	1-2/8-9	.500/.889	33/37 (4)	11/20	9/14	3/8	6/6	12/8
Gonzaga	31/47	40/54	71-101	(30)	25-64/34-50	.391/.680	5-22/8-18	.277/.444	16-21/25-29	.762/.862	24/38 (14)	9/16	10/17	0/2	4/7	23/20
IU KOKOMO	35/36	52/40	87-76	+11	34-68/27-65	.500/.415	7-19/9-23	.368/.391	12-19/13-22	.632/.591	43/40 +3	20/15	14/12	4/3	7/8	18/17
Northern Kentucky	22/31	37/46	59-77	(18)	21-62/31-54	.339/.574	8-21/6-15	.381/.404	9-13/9-12	.692/.750	31/38 (7)	10/18	12/13	3/7	7/8	16/15
Wright State	19/26	33/34	52-60	(8)	18-51/22-51	.353/.431	7-23/6-19	.304/.316	9-15/10-13	.600/.769	29/38 (9)	9/13	17/20	2/1	5/10	15/13
Green Bay	33/33	34/30	67-63	+4	25-60/18-46	.417/.391	7-18/1-17	.389/.059	10-21/26-33	.476/.788	43/31 +12	13/13	17/15	4/2	8/12	26/21
UIC	41/34	24/36	65-70	(5)	24-60/21-43	.400/.488	4-19/2-9	.211/.222	13-22/26-34	.591/.765	32/31 +1	13/12	14/17	5/5	9/7	28/22
MILWAUKEE	32/36	40/35	72-71	+1	25-55/27-53	.455/.509	14-25/8-19	.560/.421	8-12/9-13	.667/.692	28/34 (6)	15/10	10/14	6/2	8/3	15/12
GREEN BAY	35/24	32/37	67-61	+6	23-61/22-61	.377/.361	6-24/4-16	.250/.250	15-24/13-17	.625/.765	46/38 +8	11/8	17/14	5/5	7/8	19/23
DETROIT MERCY	45/26	36/40	81-66	+15	28-54/23-57	.519/.404	11-23/11-29	.478/.379	14-24/9-12	.583/.750	39/29 +10	17/11	16/16	6/3	8/7	14/19
Cleveland State	26/32	41/38	67-70	(3)	25-58/25-53	.431/.472	6-23/5-18	.261/.278	11-13/15-18	.846/.833	32/32 -	15/16	21/22	1/1	10/13	14/15
Youngstown State	35/48	27/37	62-85	(23)	24-50/33-64	.480/.516	8-15/10-24	.533/.417	6-15/9-10	.400/.900	19/39 (20)	13/14	16/15	3/5	8/7	10/14
UIC	32/27	30/44	62-71	(9)	18-54/25-55	.333/.455	7-19/4-15	.368/.267	19-28/17-28	.679/.607	35/41 (6)	14/13	15/14	3/9	8/10	23/20
Detroit Mercy	28/38	32/36	60-74	(14)	24-58/25-52	.414/.481	8-20/8-19	.400/.421	4-8/16-20	.500/.800	36/29 +7	12/18	18/15	3/2	9/11	14/10
Oakland	36/49	38/33	74-82	(8)	26-64/27-54	.406/.500	8-23/3-15	.348/.200	14-24/25-33	.583/.758	42/36 +6	12/13	13/9	2/6	2/8	28/21
CLEVELAND STATE	35/25	43/48	78-73	+5	26-44/26-54	.591/.481	3-9/8-21	.333/.381	23-35/13-17	.657/.765	29/22 +7	10/7	16/15	3/0	6/4	19/25

Note: Game totals are displayed in the format TEAM/OPPONENT for each category



Jason Gardner was named the eighth head coach in IUPUI men's basketball program's history on April 2, 2014. Gardner, the 1999 winner of the Indiana Mr. Basketball Award, spent a year on the University of Memphis bench and two seasons at Loyola prior to that.

In his first season on the Jaguars' bench, he guided IUPUI to 10 wins, more than tripling the program's Division I win total from a year prior. His hiring paid immediate dividends on the recruiting trail, as he immediately inked five Division I transfers, four of whom were former in-state standouts.

In year two, Gardner led the Jags to a 13-win season against one of the nation's stiffest schedules, including a 9-7 mark in league play and a finish in the top half of the league standings. He upped his program's win total to 14 in his third year while coaching the program's first Academic All-American (Matt O'Leary).

Gardner has shown he's a proven recruiter, inking talent, both through high school signees, transfers and graduate transfers.

While at Memphis, Gardner helped the Tigers to a 24-10 record as Shaq Goodwin and Joe Jackson earned All-Conference accolades. In addition, Memphis forward Austin Nichols was a unanimous selection to the American Athletics Conference All-Rookie Team after averaging 9.1 points and 4.2 boards per game. Gardner was a college teammate of current Memphis Head Coach Josh Pastner at Arizona.

Prior to coming to Memphis, Gardner was an assistant under Porter Moser at Loyola, helping the Ramblers to an eight-game improvement from 2011-12 to 2012-13. He coached Ben Averkamp to All-Horizon League accolades for two straight seasons, while Loyola point guard Cully Payne was a Bob Cousy Award nominee. He also helped recruit one of the top signing classes in the Horizon League prior to the 2012-13 season. Gardner's coaching career began in 2010 when he served as an assistant at nearby Cathedral High School.

Gardner's racked up numerous accolades during his prestigious high school, college and professional playing careers. He was a 1999 McDonald's and Parade All-American while at North Central High School, finishing his prep career with a school record 1,669 points. He was a two-time Gatorade Circle of Champions Indiana Player of the Year and was named the 1998-99 Indianapolis County Player of the Year by The Indianapolis Star and Indianapolis News. His senior season, he helped NCHS to the IHSAA 4A state championship and Tournament of Champions title while averaging 22.6 points, 4.7 rebounds, 4.0 assists and 3.0 steals per game.

The 5-foot-10 point guard was recruited to the University of Arizona by legendary Head Coach Lute Olsen, where he was a four-year All-American for the Wildcats. He was the 2002-03 Naismith National Player of the Year and Lowe's Senior CLASS award recipient. He was the 2000 consensus National Freshman of the Year and closed his career as one of four players in Pac-12 history with 1,500 points, 500 assists and 200 steals for a career. He helped lead Arizona to two Pac-12 regular season titles (2000, 2003) and four consecutive NCAA Tournament berths. The Wildcats made three Sweet Sixteens (2001, 2002, 2003), two Elite Eights (2001, 2003) and were the NCAA national runner-up in 2001. All total, Arizona won 107 games during Gardner's four seasons and he still holds school records for games started (135) and minutes played (4,825), while ranking third in school history with 1,984 career points. He also finished second in threes made (318) and fourth in assists (622). He earned his degree from the university in 2011 in disciplinary studies.

Gardner later played professionally overseas for more than eight years, primarily in Germany. In 2009, he was named MVP of German Basketball Bundesliga after helping Oldenburg to the league crown, averaging 13.7 points, 4.0 assists and 3.0 boards per game. He was a two-time Basketball Bundesliga All-Star, including starting the 2007 game.

Gardner is married to the former Jacquelyn Maxberry and the couple has four children, Jasper, Jason Jr., Jacob and Jackson.



THE GARDNER FILE

School: Arizona, '11

Seasons with IUPUI: fourth season

Career Record:..... 45-74 (4th year)

Coaching Experience:

..... 2014-pres., Head Coach, IUPUI

..... 2013-14, Assistant Coach, Memphis

..... 2011-13, Assistant Coach, Loyola (Ill.)

..... 2010-11, Assistant Coach, Cathedral H.S.



IUPUI PLAYER CAREER STATS

BRENNAN, Aaron

Season	gp-gs	min/avg	Total		3-Point		F-Throws		Rebounds										Scoring	
			fg-fga	pct	fg-fga	pct	ft-fita	pct	off	def	tot	avg	pf	fo	ast	to	blk	stl	pts	avg
2014-15	28-24	585/20.9	71-136	.522	3-8	.375	33-46	.717	36	52	88	3.1	72	1	27	44	7	21	178	6.4
2015-16	32-9	569/17.8	55-144	.382	1-9	.111	26-31	.839	37	78	115	3.6	68	0	33	31	11	12	137	4.3
2016-17	32-9	596/18.6	102-203	.502	27-57	.474	39-54	.722	27	85	112	3.5	76	4	26	30	10	16	270	8.4
2017-18	24-24	652/27.2	115-249	.462	25-73	.342	48-63	.762	34	69	103	4.3	59	3	43	46	14	25	303	12.6
TOTAL	116-66	2402/20.7	343-732	.469	56-147	.381	146-194	.753	134	284	418	3.6	275	8	129	151	42	74	888	7.7

HALL, Evan

Season	gp-gs	min/avg	Total		3-Point		F-Throws		Rebounds										Scoring	
			fg-fga	pct	fg-fga	pct	ft-fita	pct	off	def	tot	avg	pf	fo	ast	to	blk	stl	pts	avg
2015-16	23-11	383/16.7	50-97	.515	1-1	1.000	19-47	.404	41	50	91	4.0	67	4	14	17	7	10	120	5.2
2016-17	30-23	596/19.9	96-163	.589	0-0	.000	35-89	.393	73	83	156	5.2	83	1	14	40	24	16	227	7.6
2017-18	23-23	501/21.8	73-170	.429	0-0	.000	24-82	.293	58	76	134	5.8	68	1	14	45	17	15	170	7.4
TOTAL	76-57	1480/19.5	219-430	.509	1-1	1.000	78-218	.358	172	209	381	5.0	218	6	42	102	48	41	517	6.8

HENDERSON, T.J.

Season	gp-gs	min/avg	Total		3-Point		F-Throws		Rebounds										Scoring	
			fg-fga	pct	fg-fga	pct	ft-fita	pct	off	def	tot	avg	pf	fo	ast	to	blk	stl	pts	avg
2015-16	32-2	522/16.3	49-130	.377	22-64	.344	27-39	.692	5	48	53	1.7	48	1	35	44	2	30	147	4.6
2016-17	32-0	566/17.7	60-134	.448	30-75	.400	39-56	.696	10	40	50	1.6	58	1	52	38	5	32	189	5.9
2017-18	24-5	563/23.5	78-188	.415	29-91	.319	61-74	.824	15	44	59	2.5	43	0	48	58	3	23	246	10.3
TOTAL	88-7	1651/18.8	187-452	.414	81-230	.352	127-169	.751	30	132	162	1.8	149	2	135	140	10	85	582	6.6

HUDSON, Chad

Season	gp-gs	min/avg	Total		3-Point		F-Throws		Rebounds										Scoring	
			fg-fga	pct	fg-fga	pct	ft-fita	pct	off	def	tot	avg	pf	fo	ast	to	blk	stl	pts	avg
2016-17	10-0	23/2.3	1-4	.250	1-3	.333	1-4	.250	0	3	3	0.3	3	0	2	3	0	1	4	0.4
2017-18	7-0	25/3.6	2-6	.333	0-3	.000	5-7	.714	0	1	1	0.1	7	0	2	2	0	0	9	1.3
TOTAL	17-0	48/2.8	3-10	.300	1-6	.167	6-11	.545	0	4	4	0.2	10	0	4	5	0	1	13	0.8

McCALL, D.J.

Season	gp-gs	min/avg	Total		3-Point		F-Throws		Rebounds										Scoring	
			fg-fga	pct	fg-fga	pct	ft-fita	pct	off	def	tot	avg	pf	fo	ast	to	blk	stl	pts	avg
2014-15	31-15	664/21.4	52-124	.419	6-19	.316	39-61	.639	31	58	89	2.9	49	1	38	55	1	19	149	4.8
2016-17	32-22	678/21.2	51-120	.425	5-18	.278	45-77	.584	66	95	161	5.0	71	0	48	41	8	22	152	4.8
2017-18	23-21	615/26.7	57-126	.452	10-32	.313	24-42	.571	41	62	103	4.5	53	2	44	34	9	41	148	6.4
TOTAL	86-58	1957/22.8	160-370	.432	21-69	.304	108-180	.600	138	215	353	4.1	173	3	130	130	18	82	449	5.2

PATTERSON, Ron

Season	gp-gs	min/avg	Total		3-Point		F-Throws		Rebounds										Scoring	
			fg-fga	pct	fg-fga	pct	ft-fita	pct	off	def	tot	avg	pf	fo	ast	to	blk	stl	pts	avg
2016-17	32-10	757/23.7	107-242	.442	62-156	.397	21-30	.700	15	64	79	2.5	70	2	64	40	13	44	297	9.3
2017-18	24-22	679/28.3	92-223	.413	53-143	.371	20-30	.667	12	58	70	2.9	50	1	47	37	16	26	257	10.7
TOTAL	56-32	1436/25.6	199-465	.428	115-299	.385	41-60	.683	27	122	149	2.7	120	3	111	77	29	70	554	9.9

IUPUI PLAYER CAREER-HIGHS (bold means occurred in 2017-18 season)

	#0 JAYLEN MINNETT	#1 T.J. HENDERSON	#10 NICK ROGERS	#12 CHAD HUDSON	#22 D.J. McCALL	#24 EVAN HALL	#25 RON PATTERSON	#31 MAURICE KIRBY	#32 ELYJAH GOSS	#40 EVAN BORGMAN	#45 AARON BRENNAN
Points:	16 (2/4/18)	19 - 2x	11 - 2x	3 - 2x	25 (11/28/17)	21 (1/11/17)	19 - 3x	16 (12/10/17)	10 (11/28/17)	6 (11/13/17)	25 - 2x
Rebounds:	4 - 2x	8 (12/22/17)	5 (12/16/17)	1 - 4x	13 (12/3/16)	11 - 4x	6 - 2x	9 (11/13/17)	12 (11/13/17)	3 (11/13/17)	11 - 2x
Assists:	3 (1/10/18)	6 (11/26/16)	6 - 2x	1 - 4x	7 (12/28/16)	4 (12/12/16)	6 - 2x	2 - 2x	2 (12/22/17)	---	4 - 4x
FG:	6 (2/4/18)	8 (12/22/17)	4 (1/2/18)	1 - 3x	9 (11/28/17)	9 (1/11/17)	8 (11/17/17)	8 (12/10/17)	4 - 2x	2 (11/13/17)	12 (11/17/17)
FGA:	14 (2/4/18)	12 - 4x	11 (1/2/18)	2 - 2x	20 (11/28/17)	13 (11/17/17)	16 (12/16/17)	12 (12/10/17)	8 (11/13/17)	3 (11/13/17)	17 - 2x
3FG:	4 - 2x	3 - 5x	2 - 2x	1 (12/12/16)	3 - 3x	1 (11/13/15)	6 (1/27/18)	---	1 - 3x	---	4 (1/10/18)
3FGA:	10 (2/4/18)	8 (1/4/18)	5 (12/30/17)	2 (12/12/16)	7 (11/28/17)	1 (11/13/15)	13 (12/16/17)	---	2 - 3x	1 (11/13/17)	9 (1/10/18)
FT:	4 (12/10/17)	9 (2/8/18)	8 - 2x	3 (11/13/17)	7 - 2x	8 (12/12/16)	4 (1/16/18)	5 (12/18/17)	4 - 2x	2 - 2x	6 - 4x
FTA:	4 (12/10/17)	10 (11/21/17)	10 (1/27/18)	4 (11/13/17)	10 (12/29/14)	9 - 2x	6 - 2x	6 (12/18/17)	6 (12/22/17)	2 - 3x	8 - 2x
Blocks:	1 (12/22/17)	2 - 2x	1 - 2x	---	2 (1/16/18)	3 - 3x	3 (12/6/17)	2 - 2x	3 (11/13/17)	---	3 - 2x
Steals:	3 (12/2/17)	4 - 2x	2 - 4x	1 (11/18/16)	4 - 3x	3 (1/10/18)	4 (11/22/16)	2 (12/10/17)	2 - 2x	---	3 - 4x
Minutes:	37 (11/11/17)	38 (11/17/17)	33 (1/4/18)	12 (11/13/17)	38 (2/19/15)	33 (1/18/17)	38 (11/17/17)	23 - 3x	23 (11/11/17)	13 (11/13/17)	35 (11/17/17)

LAST FOUR BOX SCORES

GAME #21 • UIC 71, IUPUI 62 (CHICAGO, ILL.)

IUPUI 62 • 7-14 (4-6 HL)

#	Player	Total		3-Ptr		Rebounds			PF	TP	A TO Blk Stl					Min
		FG-FGA	FG-FGA	FT-FTA	FT-FTA	Off	Def	Tot			A	TO	Blk	Stl		
24	HALL, Evan	f	3-11	0-0	2-8	3	8	11	2	8	0	5	0	1		27
45	BRENNAN, Aaron	f	1-7	0-1	6-6	2	3	5	3	8	2	4	0	3		29
10	ROGERS, Nick	g	1-2	1-1	8-10	1	0	1	4	11	5	2	0	0		30
22	McCALL, D.J.	g	3-6	0-1	0-0	0	3	3	4	6	0	0	0	1		22
25	PATTERSON, Ron	g	6-12	6-10	0-0	0	2	2	3	18	2	2	2	1		31
0	MINNETT, Jaylen		0-2	0-2	0-0	0	3	3	0		2	1	0	1		21
1	HENDERSON, T.J.		1-8	0-4	0-0	0	1	1	2	2	2	1	0	0		18
31	KIRBY, Maurice		0-3	0-0	2-2	0	3	3	2	2	1	0	0	1		11
32	GOSS, Elyjah		3-3	0-0	1-2	2	1	3	0	7	0	0	1	0		11
Team						1	2	3								
Totals			18-54	7-19	19-28	9	26	35	23	62	14	15	3	8		200
FG % 1st Half: 11-30		36.7%	2nd half: 7-24		29.2%	Game: 18-54		33.3%	Deadball							
3FG % 1st Half: 4-9		44.4%	2nd half: 3-10		30.0%	Game: 7-19		36.8%	Rebounds							
FT % 1st Half: 6-8		75.0%	2nd half: 13-20		65.0%	Game: 19-28		67.9%	4,1							

UIC 71 • 11-11 (6-3 HL)

#	Player	Total		3-Ptr		Rebounds			PF	TP	A TO Blk Stl					Min
		FG-FGA	FG-FGA	FT-FTA	FT-FTA	Off	Def	Tot			A	TO	Blk	Stl		
10	DIXSON, Dikembe	f	5-11	2-3	3-4	0	1	1	0	15	0	3	0	0		28
23	BLOUNT, Jordan	f	3-7	0-1	1-1	4	10	14	4	7	7	4	1	5		29
11	ODIASE, Tai	c	4-6	0-0	3-6	1	8	9	3	11	1	2	4	0		27
1	OTTEY, Marcus	g	6-10	0-2	6-9	2	3	5	1	18	1	0	1	3		31
4	FERGUSON, Tarkus	g	1-6	0-3	1-2	0	2	2	5	3	3	2	0	1		24
0	MATTHEWS, Dominique		0-5	0-3	2-4	0	0	0	1	2	0	0	0	1		16
15	BOAHEN, Godwin		3-7	2-3	0-0	1	3	4	3	8	1	1	0	0		26
2	DIGGINS, Michael		0-0	0-0	0-0	0	3	3	1	0	0	0	0	0		7
32	ROBINSON, Clint		3-3	0-0	1-2	1	2	3	2	7	0	1	3	0		12
Team						0	0	0			1					
Totals			25-55	4-15	17-28	9	32	41	20	71	13	14	9	10		200
FG % 1st Half: 10-30		33.3%	2nd half: 15-25		60.0%	Game: 18-54		45.5%	Deadball							
3FG % 1st Half: 1-7		14.3%	2nd half: 3-8		37.5%	Game: 4-15		26.7%	Rebounds							
FT % 1st Half: 6-10		60.0%	2nd half: 11-18		61.1%	Game: 17-28		60.7%	5							

Officials: Edwin Young, Michael Kitts, Matt Morales
 Technical fouls: IUPUI-None. UIC-None.
 Attendance: 3373

Score by periods	1st	2nd	Total
IUPUI	32	30	62
UIC	27	44	71

	In Paint	Off T/O	2nd Chance	Fast Break	Bench
IUPUI	22	15	5	4	11
UIC	40	19	8	10	17

Last FG - IUPUI 2nd-00:41, UIC 2nd-00:24.
 Largest lead - IUPUI by 8 1st-07:03, UIC by 12 2nd-03:59.
 IUPUI led for 25:05. UIC led for 13:08. Game was tied for 01:47.

Score tied - 4 times.
 Lead changed - 10 times.

GAME #22 • DETROIT MERCY 74, IUPUI 60 (DETROIT, MICH.)

IUPUI 60 • 7-15 (4-7 HL)

#	Player	Total		3-Ptr		Rebounds			PF	TP	A TO Blk Stl					Min
		FG-FGA	FG-FGA	FT-FTA	FT-FTA	Off	Def	Tot			A	TO	Blk	Stl		
24	HALL, Evan	f	5-8	0-0	0-2	4	5	9	3	10	1	3	0	1		25
45	BRENNAN, Aaron	f	3-11	0-0	0-0	3	1	4	0	6	1	0	1	2		26
10	ROGERS, Nick	g	2-2	0-0	0-0	0	1	1	1	4	2	1	0	2		18
22	McCALL, D.J.	g	1-5	0-1	4-6	2	5	7	2	6	2	2	1	1		30
25	PATTERSON, Ron	g	4-10	3-7	0-0	1	4	5	2	11	3	3	1	0		31
00	MINNETT, Jaylen		4-9	4-9	0-0	1	1	2	1	12	0	3	0	0		21
01	HENDERSON, T.J.		4-7	1-3	0-0	0	2	2	1	9	2	5	0	1		25
31	KIRBY, Maurice		1-3	0-0	0-0	0	1	1	2	2	1	0	0	1		11
32	GOSS, Elyjah		0-3	0-0	0-0	1	1	2	2	0	0	0	0	1		13
Team						2	1	3			1					
Totals			24-58	8-20	4-8	14	22	36	14	60	12	18	3	9		200
FG % 1st Half: 12-28		42.9%	2nd half: 12-30		40.0%	Game: 24-58		41.4%	Deadball							
3FG % 1st Half: 2-8		25.0%	2nd half: 6-12		50.0%	Game: 8-20		40.0%	Rebounds							
FT % 1st Half: 2-4		50.0%	2nd half: 2-4		50.0%	Game: 4-8		50.0%	3							

Detroit Mercy 74 • 7-17 (3-8 HL)

#	Player	Total		3-Ptr		Rebounds			PF	TP	A TO Blk Stl					Min
		FG-FGA	FG-FGA	FT-FTA	FT-FTA	Off	Def	Tot			A	TO	Blk	Stl		
00	CHATTMAN, Kameron	f	7-16	2-3	5-5	3	5	8	1	21	4	1	0	3		39
02	HAIRSTON, Roschon	f	5-6	0-0	4-5	1	3	4	4	14	1	1	0	1		19
11	LONG, Cole	f	4-8	2-4	2-3	2	3	5	0	12	7	4	2	1		38
04	BLACK, DeShawndre	g	4-9	2-5	3-3	0	3	3	1	13	3	2	0	2		36
23	MCFOLLEY, Josh	g	5-11	2-5	2-4	0	1	1	1	14	2	2	0	4		35
12	EICHLER, Malik		0-0	0-0	0-0	0	1	1	1	0	0	1	0	0		4
13	BALLANTYNE, Jack		0-2	0-2	0-0	0	3	3	2	0	1	3	0	0		20
15	JOUBERT, Jacob		0-0	0-0	0-0	0	0	0	0	0	0	1	0	0		9
Team						2	2	4								
Totals			25-52	8-19	16-20	8	21	29	10	74	18	15	2	11		200
FG % 1st Half: 13-25		52.0%	2nd half: 12-27		44.4%	Game: 25-52		48.1%	Deadball							
3FG % 1st Half: 5-11		45.5%	2nd half: 3-8		37.5%	Game: 8-19		42.1%	Rebounds							
FT % 1st Half: 7-8		87.5%	2nd half: 9-12		75.0%	Game: 16-20		80.0%	1							

Officials: Terry Oglesby, Stephen McLunkins, Brooks Wells
 Technical fouls: IUPUI-None. Detroit Mercy-None.
 Attendance: 1018

Score by periods	1st	2nd	Total
IUPUI	28	32	60
Detroit Mercy	38	36	74

	In Paint	Off T/O	2nd Chance	Fast Break	Bench
IUPUI	30	13	11	10	23
UDM	28	23	10	8	0

Last FG - IUPUI 2nd-00:46, UDM 2nd-01:32.
 Largest lead - IUPUI None, UDM by 18 1st-07:59.
 IUPUI led for 00:00. UDM led for 38:46. Game was tied for 01:14.

Score tied - 0 times.
 Lead changed - 0 times.

GAME #23 • OAKLAND 82, IUPUI 74 (ROCHESTER, MICH.)

IUPUI 74 • 7-16, 4-7 HL

#	Player		Total		3-Ptr		Rebounds			PF	TP	A	TO	Blk	Stl	Min
			FG-FA	FG-FGA	FT-FTA	Off	Def	Tot								
24	HALL, Evan	f	1-9	0-0	1-2	7	4	11	2	3	2	1	1	1	24	
40	BORGMAN, Evan	f	0-0	0-0	0-0	0	0	0	0	0	0	0	0	0	4	
45	BRENNAN, Aaron	f	6-10	2-3	2-4	1	3	4	5	16	1	4	0	1	23	
10	ROGERS, Nick	g	2-4	1-2	1-2	0	1	1	4	6	4	1	0	0	22	
22	McCALL, D.J.	g	2-5	0-1	2-2	0	4	4	4	6	1	2	0	0	23	
00	MINNETT, Jaylen		6-14	4-10	0-0	0	0	0	4	16	2	1	0	0	28	
01	HENDERSON, T.J.		4-9	1-3	5-6	1	1	2	3	14	0	2	0	0	16	
25	PATTERSON, Ron		1-5	0-3	2-5	1	2	3	2	4	1	1	0	0	28	
31	KIRBY, Maurice		2-4	0-0	0-0	0	4	4	2	4	0	0	1	0	14	
32	GOSS, Elyjah		2-4	0-1	1-3	2	7	9	2	5	1	1	0	0	18	
Team						3	1	4								
Totals			26-64	8-23	14-24	15	27	42	28	74	12	13	2	2	200	
FG % 1st Half: 14-34			41.2%	2nd half: 12-30	40.0%	Game: 26-64		40.6%								
3FG % 1st Half: 5-12			41.7%	2nd half: 3-11	27.3%	Game: 8-23		34.8%								
FT % 1st Half: 3-6			50.0%	2nd half: 11-18	61.1%	Game: 14-24		58.3%	Deadball Rebounds 3							