



2017-2018 IUPUI JAGUARS BASKETBALL

IUPUI

SCHEDULE/RESULTS (8-17, 5-9 HORIZON)

Date	Opponent	Result/Time
Nov. 3	# Carroll Univ.	W, 65-56
Nov. 11	at Bradley	L, 53-68
Nov. 13	Anderson	W, 75-43
Nov. 17	at Eastern Illinois	L, 79-80
Nov. 21	Morehead State	W, 67-61
Nov. 28	at Western Illinois	L, 77-90
Dec. 2	at Ball State	L, 64-83
Dec. 6	SIUE	L, 81-82
Dec. 10	at No. 21/21 Purdue	L, 61-86
Dec. 16	at Washington State	L, 59-72
Dec. 18	at No. 12/12 Gonzaga	L, 71-101
Dec. 22	IU Kokomo	W, 87-76
Dec. 28	*at Northern Kentucky	L, 59-77
Dec. 30	*at Wright State	L, 52-60
Jan. 2	*at Green Bay	W, 67-63
Jan. 4	*UIC	L, 65-70
Jan. 10	*Milwaukee	W, 72-71
Jan. 12	*Green Bay	W, 67-61
Jan. 16	*Detroit Mercy	W, 81-66
Jan. 18	*at Cleveland State	L, 67-70
Jan. 20	*at Youngstown State	L, 62-85
Jan. 27	*at UIC	L, 62-71
Feb. 2	*at Detroit Mercy	L, 60-74
Feb. 4	*at Oakland	L, 74-82
Feb. 8	*Cleveland State	W, 78-73
Feb. 10	*Youngstown State	L, 80-84
Feb. 16	*at Milwaukee	8:00 pm
Feb. 19	*Oakland	7:00 pm
Feb. 23	*Wright State	11:00 am
Feb. 25	*Northern Kentucky	1:00 pm
Mar. 2	HL Tourney (1st rd)	tba
Mar. 3	HL Tourney (2nd rd)	tba
Mar. 4	HL Tourney (3rd rd)	tba
Mar. 5	HL Semifinals	tba
Mar. 6	HL Championship	tba

denotes exhibition
* denotes Horizon League games
& denotes Horizon League Tournament games

MEDIA COVERAGE

TV: ESPN3
Video Stream: ESPN3
Audio: Fox Sports 97.5 FM / iHeartRadio
Live Stats: IUPUIJags.com
Twitter: @IUPUIJaguars / @IUPUIMensBball

MBB CONTACT

Ed Holdaway - IUPUI Assistant AD
Email: eholdawa@iupui.edu
Twitter: @EdHoldaway
Cell: 317-908-2645

'03 NCAA TOURNAMENT, 2010 CBI

IUPUI (8-17, 5-9 HL) at MILWAUKEE (14-14, 7-8 HL)

Friday, February 16, 2018 • 7:00 p.m. Central (8 Eastern) • Milwaukee, Wisc. • UWM Panther Arena (10,783)



STAT BREAKDOWN

IUPUI (8-17, 5-9)		UWM (14-14, 7-8)
68.8	PPG	68.3
74.0	Opp. PPG	68.9
42.7%	FG%	45.1%
48.4%	Opp. FG%	44.3%
33.4 (-0.2)	RPG (Margin)	34.5 (+1.6)
34.8%	3FG%	33.6%
64.9%	FT%	65.8%
14.6 (+0.5)	TO/G (Margin)	12.9 (-0.6)
330	RPI	222

SERIES BREAKDOWN

Overall:	3-4
Gardner vs. UWM:	2-0
in Milwaukee:	1-3
in Indianapolis:	2-1
neutral:	0-0
Last Meeting:	Jan. 10, 2018
Outcome:	IUPUI 72-71 (at IUPUI)
Streak:	IUPUI has won 2
Quick Notes:	IUPUI's 70-68 win on Nov. 19, 2014 was Gardner's first-ever win as Jaguars' head coach

THE JAGUARS



PROBABLE STARTERS (based on last game)

No.	Name	Yr.	Pos.	Ht.	Hometown	PPG	RPG	APG	FG%	3FG%	FT%
10	Nick Rogers	So.	G	6-1	Indianapolis, Ind.	5.0	1.5	3.4	.301	.275	.731
22	D.J. McCall	Jr.	G	6-6	Fort Wayne, Ind.	6.3	4.4	1.9	.445	.313	.591
25	Ron Patterson	Sr.	G	6-2	Indianapolis, Ind.	11.0	3.0	1.9	.417	.367	.676
24	Evan Hall	Jr.	F	6-7	Hindman, Ky.	7.3	5.9	0.6	.426	---	.284
45	Aaron Brennan	Sr.	F	6-6	Noblesville, Ind.	12.8	4.3	1.8	.465	.329	.776

OFF THE BENCH

0	Jaylen Minnett	Fr.	G	6-1	Terre Haute, Ind.	7.5	1.3	1.2	.408	.411	.818
1	T.J. Henderson	Jr.	G	6-0	Indianapolis, Ind.	10.7	2.4	2.0	.425	.326	.817
12	Chad Hudson	So.	G	5-11	Jeffersonville, Ind.	1.3	0.1	0.3	.333	.000	.714
31	Maurice Kirby	Gr.	F	6-9	Chandler, Ariz.	4.6	3.9	0.4	.485	---	.629
32	Elyjah Goss	R-Fr.	F	6-7	Bolingbrook, Ill.	3.9	3.6	0.4	.446	.273	.750
40	Evan Borgman	R-Fr.	F	6-9	Batesville, Ind.	1.0	0.6	0.0	.400	.000	.667

QUICK HITTERS

- IUPUI will play their lone road game amongst their final six regular season contests on Friday when the Jaguars trek to Milwaukee for a 7:00 p.m. Central tip. The Jags come in seeking a season sweep of the Panthers, having defeated UWM at the horn on Jan. 10, 72-71. Junior **Evan Hall** dropped in a layup as time expired to send the Jaguars to the previous win.
- The Jaguars are ranked 52nd in the country in turnovers forced (15.2 to/gm) and 80th nationally in steals (7.1 spg). Junior **D.J. McCall** is second in the Horizon League and 87th nationally with 1.71 steals per game.
- In 14 league games, senior **Aaron Brennan** (13.5 ppg) leads a balanced attack and is joined in double-digits by **Ron Patterson** (10.4) and **T.J. Henderson** (10.2). Seven players average at least six points per game as **Jaylen Minnett** (7.6), **Evan Hall** (6.9), **D.J. McCall** (6.4) and **Nick Rogers** (6.1) make up the Jags' top seven. Head Coach **Jason Gardner** plays just nine players overall with **Maurice Kirby** (3.7 ppg, 3.1 rpg) and **Elyjah Goss** (2.7 ppg, 3.1 rpg) also seeing time.
- Aaron Brennan** is the lone IUPUI player to have started all 25 games this season. Gardner has used seven different combinations with nine different players having made at least one start. IUPUI used the group of Brennan, **Evan Hall**, **Nick Rogers**, **D.J. McCall** and **Ron Patterson** for 15 straight games before inserting redshirt freshman **Evan Borgman** for Patterson at Oakland on Feb. 4.
- IUPUI has opened the season 2-2 in all four years since Gardner took over and never gotten back to .500 at any point in the seasons. All four years, the Jags have begun at 2-2 and dropped the fifth and sixth games of the season.
- IUPUI made the move to the Horizon League in the offseason after spending 19 years at the Division I level as a member of The Summit League. The Jaguars were picked to finish tenth in the league according to the preseason polls and no member of the Jaguars' roster earned preseason plaudits.
- The Jaguars graduated their top three players from a season ago in seniors **Darell Combs** (16.8 ppg, 63.3%), **Matt O'Leary** (13.9 ppg, 6.1 rpg, 68.3%) and **Kellon Thomas** (9.5 ppg, 90 FT%). All three started all 32 games last season and Combs (Italy) and O'Leary (Spain) signed to play overseas this season.

2017-2018 ROSTER

NUMERIC ROSTER

##	Name	Pos.	Ht.	Wt.	Yr.	Hometown/High School (Previous)
0	Jaylen Minnett	G	6-1	180	Fr.	Terre Haute, Ind./Terre Haute South
1	T.J. Henderson	G	6-0	160	Jr.	Indianapolis, Ind./Scecina
4	Mike Sagay #	F	6-7	200	So.	Bloomfield, Conn./St. Thomas More (Boston College)
5	Camron Justice #	G	6-3	180	Jr.	Hindman, Ky./Knott County Central (Vanderbilt)
10	Nick Rogers	G	6-1	170	So.	Indianapolis, Ind./Traders Point Academy (Toledo)
12	Chad Hudson	G	5-11	175	So.	Jeffersonville, Ind./Jeffersonville / Don Bosco Prep
15	Ahmed Ismail #	C	7-1	260	Sr.	Cairo, Egypt/Nakhas Zagazig (Manhattan)
22	D.J. McCall	G	6-6	190	Jr.	Fort Wayne, Ind./Concordia Lutheran
24	Evan Hall	F	6-7	200	Jr.	Hindman, Ky./Knott County Central
25	Ron Patterson	G	6-2	200	Sr.	Indianapolis, Ind./Broad Ripple (Syracuse)
31	Maurice Kirby	F	6-9	240	Gr.	Chandler, Ariz./Basha (Loyola [Ill.])
32	Elyjah Goss	F	6-7	190	R-Fr.	Bolingbrook, Ill./Plainfield East
40	Evan Borgman	F	6-9	205	R-Fr.	Batesville, Ind./Jac-Cen-Del
45	Aaron Brennan	F	6-6	225	Sr.	Noblesville, Ind./Guerin Catholic
	Trevor Johnson #	G	6-2	170	Jr.	Flagstaff, Ariz./Flagstaff (Mesa [Ariz.] C.C.)

will sit out the 2017-18 season as a Division I transfer

COACHING STAFF

Head Coach:	Jason Gardner
Alma Mater:	Arizona, '11
Career Record:	(45-75; 4th season)
IUPUI Record:	(45-75; 4th season)
Conference Record:	(27-35; 4th season)
Associate Head Coach:	Matt Crenshaw
Alma Mater:	IUPUI, '04
Assistant Coach:	Roy Hairston
Alma Mater:	Purdue, '97
Assistant Coach:	Matt Bringman
Alma Mater:	Palm Beach Atlantic, '06
Senior Advisor:	Andy Fagan
Alma Mater:	Indiana, '01
Strength Coach:	Jason Quarles
Alma Mater:	IUPUI, '12

PRONUNCIATION GUIDE

Jaylen MINNETT	(min- NET)
ELYJAH Goss	(uh-lye- JUH)

RADIO / TV ROSTER



#0 - JAYLEN MINNETT
6-1 // Fr. // G
Terre Haute, Ind.



#1 - T.J. HENDERSON
6-0 // So. // G
Indianapolis, Ind.




#10 - NICK ROGERS
6-1 // So. // G
Indianapolis, Ind.



#12 - CHAD HUDSON
5-11 // So. // G
Jeffersonville, Ind.



#22 - D.J. McCALL
6-6 // Jr. // G
Fort Wayne, Ind.



#24 - EVAN HALL
6-7 // Jr. // F
Hindman, Ky.



#25 - RON PATTERSON
6-2 // Sr. // G
Indianapolis, Ind.



#31 - MAURICE KIRBY
6-9 // Gr. // F
Chandler, Ariz.



#32 - ELYJAH GOSS
6-7 // R-Fr. // F
Bolingbrook, Ill.



#40 - EVAN BORGMAN
6-9 // R-Fr. // F
Batesville, Ind.



#45 - AARON BRENNAN
6-6 // Sr. // F
Noblesville, Ind.



JASON GARDNER
Head Coach
4th season

CAREER DOUBLE-DIGIT PERFORMANCES/STARTS

Double-Digit Scoring Games

Name	Season	Career
Brennan	14	32
Goss	1	1
Hall	9	22
Henderson	15	28
Kirby	2	2
McCall	3	10
Minnett	7	7
Patterson	13	31
Rogers	2	2

20+ Point Scoring Games

Name	Season	Career
Brennan	3	3
Hall	0	1
Henderson	1	1
McCall	1	2

Double-Digit Reb. Games

Name	Season	Career
Brennan	1	2
Goss	1	1
Hall	4	7
McCall	0	3

Double-Doubles

Name	Season	Career
Brennan	1	2
Hall	1	3

Games Started

Name	Season	Career
Borgman	1	1
Brennan	25	67
Hall	24	58
Henderson	5	7
Kirby	1	1
McCall	22	59
Minnett	4	4
Patterson	23	33
Rogers	20	20

POLLS

ASSOCIATED PRESS				COACHES			
Week 15 (Feb. 12)				Week 15 (Feb. 12)			
Rank	Team (1st)	Rank	Team (1st)	Rank	Team (1st)	Rank	Team (1st)
1	Virginia (30)	1	Michigan State (17)	1	Michigan State (17)	1	Michigan State (17)
2	Michigan State (21)	2	Villanova (8)	2	Villanova (8)	2	Villanova (8)
3	Villanova (9)	3	Virginia (5)	3	Virginia (5)	3	Virginia (5)
4	Xavier (5)	4	Xavier (1)	4	Xavier (1)	4	Xavier (1)
5	Cincinnati	5	Cincinnati (1)	5	Cincinnati (1)	5	Cincinnati (1)
6	Purdue	6	Texas Tech	6	Texas Tech	6	Texas Tech
7	Texas Tech	7	Purdue	7	Purdue	7	Purdue
8	Ohio State	8	Gonzaga	8	Gonzaga	8	Gonzaga
9	Gonzaga	9	Ohio State	9	Ohio State	9	Ohio State
10	Auburn	10	Duke	10	Duke	10	Duke
11	Clemson	11	Auburn	11	Auburn	11	Auburn
12	Duke	12	Clemson	12	Clemson	12	Clemson
13	Kansas	13	Kansas	13	Kansas	13	Kansas
14	North Carolina	14	Rhode Island	14	Rhode Island	14	Rhode Island
15	Saint Mary's	15	Saint Mary's	15	Saint Mary's	15	Saint Mary's
16	Rhode Island	16	North Carolina	16	North Carolina	16	North Carolina
17	Arizona	17	Tennessee	17	Tennessee	17	Tennessee
18	Tennessee	18	Wichita State	18	Wichita State	18	Wichita State
19	Wichita State	19	Arizona	19	Arizona	19	Arizona
20	West Virginia	20	West Virginia	20	West Virginia	20	West Virginia
21	Texas A&M	21	Michigan	21	Michigan	21	Michigan
22	Michigan	22	Arizona State	22	Arizona State	22	Arizona State
23	Oklahoma	23	Oklahoma	23	Oklahoma	23	Oklahoma
24	Nevada	24	Nevada	24	Nevada	24	Nevada
25	Arizona State	25	Creighton	25	Creighton	25	Creighton

MID-MAJOR TOP 25

February 12					
Rk	Team (1st)	Record	Pts.	Prev.	Conf.
1.	Gonzaga (30)	23-4	774	2	West Coast
2.	New Mexico State	22-3	729	3	Western Athletic
3.	Saint Mary's (1)	24-3	726	1	West Coast
4.	ETSU	22-4	676	5	Southern
5.	Louisiana	21-4	636	4	Sun Belt
6.	South Dakota	22-6	567	6	Summit
7.	South Dakota State	22-6	566	7	Summit
8.	Loyola Chicago	21-5	550	8	Missouri Valley
9.	Vermont	21-5	548	10	America East
10.	Charleston	20-6	416	11	Colonial
11.	UC Santa Barbara	19-5	413	12	Big West
12.	Montana	20-5	409	14	Big Sky
13.	BYU	20-7	399	15	West Coast
14.	Buffalo	18-7	379	9	Mid-American
15.	Murray State	20-5	369	17	Ohio Valley
16.	Belmont	20-7	318	13	Ohio Valley
17.	UNC Greensboro	19-6	245	18	Southern
18.	Georgia State	19-7	200	16	Sun Belt
19.	Northern Kentucky	19-7	191	21	Horizon
20.	Stephen F. Austin	20-5	142	20	Southland
21.	Toledo	18-7	126	NR	Mid-American
22.	FGCU	20-8	109	25	Atlantic Sun
23.	Bucknell	17-9	93	19	Patriot
24.	UNC Asheville	18-9	79	NR	Big South
25.	Penn	17-7	67	23	Ivy League

HORIZON LEAGUE

HORIZON LEAGUE STANDINGS		
through Feb. 15		
Team	Overall (Pct.)	HL (Pct.)
Northern Kentucky	19-7 (.731)	12-2 (.857)
Wright State	19-8 (.704)	11-3 (.786)
UIC	15-12 (.556)	10-4 (.714)
Oakland	16-11 (.593)	8-6 (.571)
Milwaukee	14-14 (.500)	7-8 (.467)
Youngstown State	8-20 (.286)	6-9 (.400)
IUPUI	8-17 (.320)	5-9 (.357)
Green Bay	10-18 (.357)	5-10 (.333)
Cleveland State	8-20 (.286)	5-10 (.333)
Detroit Mercy	7-20 (.259)	3-11 (.214)

UPCOMING SCHEDULE		
Date	Game	Time
2/16	Oakland at Cleveland St.	7pm
	Northern Ky. at Wright St.	7pm
	Detroit Mercy at Youngstown St.	7pm
	IUPUI at Milwaukee	8pm
2/19	Oakland at IUPUI	7pm
	Youngstown St. at Northern Ky.	7:30pm
	Cleveland St. at Wright St.	7:30pm
	Detroit Mercy at UIC	8pm
2/22	Green Bay at Oakland	7pm
	Milwaukee at Detroit Mercy	7pm
2/23	Wright St. at IUPUI	11am
	Northern Ky. at UIC	8pm
2/24	Green Bay at Detroit Mercy	2pm
	Milwaukee at Oakland	3pm
	Cleveland St. at Youngstown St.	7pm
2/25	Northern Ky. at IUPUI	1pm
	Wright St. at UIC	6pm

IUPUI IN HORIZON LEAGUE STATS		
as of Feb. 6 [denotes NCAA ranking]		
Category	HL [Nat Rk.]	Stat
Scoring	8th	68.8 ppg
Scoring Defense	6th	74.0 ppg
Scoring Margin	7th	-5.2 ppg
Free Throw %	9th	64.9%
Field Goal %	9th	42.7%
Field Goal % Def	9th	48.4%
3Pt Field Goal %	4th	34.8%
3Pt Field Goal % Def	6th	36.4%
Rebounding Offense	9th	33.4 rpg
Rebounding Defense	3rd	33.6 rpg
Rebounding Margin	6th	-0.2 rpg
Blocked Shots	7th	3.2 bpg
Assists	7th	13.1 apg
Steals	5th [80th]	7.1 spg
Turnover Margin	5th	+0.6/game
Assist/TO Ratio	7th	0.92 a/to
Offensive Rebounds	2nd [69th]	11.9 rpg
Defensive Rebounds	10th	21.5 rpg
3Pt Field Goals Made	t-7th	7.2/game
Home Attendance	10th	888/game

Player	Horizon [Natl Rk.]	Stat
Aaron Brennan		
FG%	12th	46.5%
FT%	14th	77.6%
Scoring	t-16th	12.8 ppg

Evan Hall		
Off. Reb.	4th	2.5 rpg
Blocked Shots	t-12th	0.7 bpg
Rebounding	10th	5.9 rpg

T.J. Henderson		
FT%	9th	81.7%
Scoring	23rd	10.7 ppg

D.J. McCall		
Steals	2nd [87th]	1.7 spg
Off. Reb.	t-13th	1.8 rpg

Jaylen Minnett		
3FG%	4th	41.1%
3FG/Gm.	t-13th	1.8/game

Ron Patterson		
3FG/Gm.	7th	2.2/game
Steals	t-10th	1.2 spg
Blocked Shots	t-12th	0.7 bpg
3FG%	t-15th	36.7%
Scoring	22nd	11.0 ppg

Nick Rogers		
Assists	7th	3.4 apg
Ast/TO Ratio	7th	1.51 ast/to

LAST TIME OUT

IUPUI dropped a tight home game last Saturday afternoon to Youngstown State, 84-80. IUPUI fell behind by as many as 15 early in the second half, but battled back to make it a one-possession game in the closing minutes. However, YSU never relinquished the lead and escaped with the four-point victory.

T.J. Henderson led three Jags in double-digits with a career-high 22 points (7-12 FG, 2-4 3's, 6-8 FT) and **Ron Patterson** scored 15 of his 17 points in the first half. Senior **Aaron Brennan** contributed 16 points in the loss. YSU's Cameron Morse scored a game-high 28 points, marking the most by an IUPUI opponent this season. Indianapolis-native Garrett Covington tallied 14 points and Jaylen Benton (12 pts) and Tyree Robinson (11 pts) hit for double-digits off the YSU bench.

BENCH NOTES

The IUPUI bench has been especially strong, averaging 25.3 points per game, including a season-high 43 at Oakland on Feb. 4. The past four years, the IUPUI bench has outscored opponents in 81 of 120 (67.5 percent) of its games, going 39-42 in those contests.

BENCH NOTES, PART II

For the year, IUPUI is getting 37 percent of its points from reserves, primarily keyed by **T.J. Henderson** and **Jaylen Minnett**. The Jags bench has hit for 40-or-more points in a game six times this season, including two of the past three games.

BENCH NOTES, PART II

IUPUI's top scorer has been a reserve 10 times this season. Four different players have contributed to those seven occasions.

Patterson (1): at Ball State (14 pts)
Kirby (1): at Purdue (16 pts)
Minnett (3): at Wright St. (11 pts), at UDM (12 pts), at Oakland (16 pts)
Henderson (5): at Gonzaga (18 pts), IUK (19 pts), at GB (13 pts), CSU (19 pts), YSU (22 pts)

SINCE OAKLAND

Since the second half of the Oakland game (Feb. 4), junior **T.J. Henderson** has been on a tear. He scored 14 points in the second half at Oakland and has since followed with back-to-back career-high efforts of 19 against Cleveland State (Feb. 8) and 22 against Youngstown State (Feb. 10). The past three games, Henderson is averaging 18.3 points and shooting 57 percent (16-of-28) from the field and 87 percent (20-of-23) from the foul line.

NO. 1 FOR 6TH

Henderson is making a compelling case for Horizon League Sixth Man of the Year honors, leading the league in scoring (10.3 ppg) among those who have yet to start a game in league play. Wright State's Jaylon Hall (10.0 ppg) is just behind Henderson at this juncture.

THEFT ALERT

Junior **D.J. McCall** is currently second in the Horizon League (87th nationally) with 1.71 steals per game. After not collecting a steal in the season's opening three games, McCall has at least one steal in 19 of 22 games.

The junior guard has 41 steals this season, matching his career total entering this season in 63 games.

ROSTER CHANGES

The IUPUI program had a few roster changes at the turn of the semester as one player departed the program and two others joined the Jaguars. Little used sophomore **Noah Thomas** left the program after having appeared in just two games in the first semester. Thomas, a 6-foot-9 center, totaled four points and four rebounds in eight total minutes.

On the flip side, the Jaguars brought in a pair of transfers as **Mike Sagay** (Boston College) and **Trevor Johnson** (Mesa [Ariz.] C.C.) joined the program. Sagay, a 6-foot-7 forward, comes to IUPUI with two-and-a-half years of eligibility, after having played 15 games at Boston College last season. A 3-star recruit, Sagay was ranked among Connecticut's top players as a senior at St. Thomas More High School.

Johnson, a 6-foot-2 guard, comes to IUPUI with two years of eligibility remaining. Johnson was an All-State performer while at Flagstaff [Ariz.] High School before attending Mesa Community College.

Both are able to begin practice with the team immediately.

STARTER NOTES

In the early portion of the non-league slate, head coach **Jason Gardner** continued to tweak the Jaguars' starting five, using six different quintets. For the year, senior **Aaron Brennan** is the lone Jag to have started all 23 games and **Evan Hall** is next with 22 starts. Nine of the Jaguars' 11 players have at least one start this season with freshman **Evan Borgman** getting the nod at Oakland.

The group of Brennan, Hall, **Ron Patterson**, **D.J. McCall** and **Nick Rogers** started 15 straight games (5-10) before Gardner inserted Borgman for Patterson at Oakland on Feb. 4.

WIN/LOSS SPLITS

In IUPUI's eight wins, the Jags have shot 47.4 percent from the field and held foes to 40.6 percent overall and 29.6 percent from deep. In addition, the Jags have outrebounded opponents by 5.4 boards per game in the eight wins.

In the Jaguars' 17 losses, IUPUI has shot just 40.7 percent overall and allowed opponents to shoot a robust 52.1 percent from the field and 40 percent from beyond the arc. In addition, IUPUI has been outrebounded by 2.8 boards per game in the 17 losses.

IN LEAGUE PLAY...

IUPUI has defended the three well in Horizon League

play, yielding 32.8 percent from deep in 14 games. On the flip side, IUPUI is shooting 37.2 percent from deep in league play, led by Brennan (42.5) and Minnett (42.6). Minnett tops the team with 29 3's made in league play and followed closely by Patterson (28).

IUPUI has made as many or more threes than their opponents in 11 of 14 league games thus far.

MAKE SHOTS, WIN GAMES

The most telling number of outcomes of games under head coach **Jason Gardner** has simply been field goal percentages.

IUPUI is 41.8 (.837) in games in which the Jaguars have shot a better percentage than opponents and just 4-67 (.056) when being outshot.

The Jan. 10 Milwaukee win is the only time this season IUPUI has been outshot and won the game.

GETTING LOOKS

Two areas where IUPUI has excelled this season are offensive rebounding (69th nationally - 11.9 rpg) and forcing turnovers (52nd nationally - 15.2 to/g).

Because of those numbers, IUPUI has attempted 112 more shots than their foes for the year, good for 4.5 shot attempts per game.

GRADE CHECK

Ten members of the IUPUI basketball team earned at least a 3.0 grade point average during the fall semester - **Evan Borgman**, **Aaron Brennan**, **Elijah Goss**, **Evan Hall**, **T.J. Henderson**, **Chad Hudson**, **Ahmed Ismail**, **Maurice Kirby**, **D.J. McCall** and **Noah Thomas**.

LEAGUE OPENERS

Head coach **Jason Gardner** is now 3-1 in league openers, having won all three of his Summit League openers before losing his Horizon League opener at NKU on Thursday.

1/4/15 - at Fort Wayne (63-58)
1/1/16 - at South Dakota (77-66)
12/31/16 - Western Illinois (89-71)
12/28/17 - at Northern Kentucky (59-77)

DOUBLE-DIGIT COUNT

T.J. Henderson has a team-high 15 double-digit scoring games this season while **Aaron Brennan** is next in line with 14 games in doubles.

SNAPPED AT 13

Senior **Ron Patterson** opened the year making at least one three in 13 straight games - his longest stretch of his college career. His longest streak last season was 10 straight games from Jan. 5-Feb. 8.

DEFENDING THE TREY

The Jaguars struggled to defend the three-point line during the non-league schedule, yielding 36.5 percent. Below are some instances of the Jaguars' woes, both individually and collectively:

at Bradley (57.1%) - Nate Kennell (5-of-9)
at EIU (45.0%) - Terrell Lewis (7-of-9)
at WIU (58.8%) - Kobe Webster (5-of-7)
vs. SIUE (68.8%)

TOUGH THREE

IUPUI endured arguably the toughest three-game stretch in program history with road games at No. 21 Purdue (L, 61-86), at Washington State (L, 59-72) and at No. 12 Gonzaga (L, 71-101). The losses at Purdue and Gonzaga dropped IUPUI to 0-17 all-time against nationally ranked foes.

In the non-conference slate, IUPUI had the nation's 50th toughest schedule (hardest in the Horizon League) according to KenPom.com.

FIVE KEY NUMBERS

Below are five key numbers from the Jaguars' loss to Youngstown State.

28: IUPUI allowed Cameron Morse to get loose for 28 points, most by an IUPUI foe this season

22: Junior **T.J. Henderson** nearly matched Morse, hitting for a career-high 22

15: Senior **Ron Patterson** scored IUPUI's first eight points of the game and scored 15 of his 17 in the first half

2: IUPUI held YSU, one of the nation's best offensive rebounding teams, to just two second chance points - fewest by an IUPUI foe this season

57.7: IUPUI shot 57.7 percent from the floor in the second half after a paltry 37 percent in the opening half

O-FOR-RANKED

IUPUI has never defeated a ranked opponent, going 0-17 versus the ranked in the program's Division I era. Below is a listing of those 17 results, 12 of which were true road games.

The Jaguars' average margin of defeat is 21.2 points per game in the 17 total losses:

12/13/99 at #2 Arizona L, 41-70
12/15/01 vs. #20 Ball State L, 81-103
3/21/03 vs. #2 Kentucky L, 64-95 // NCAA - Nashville, TN
12/13/03 at #25 Dayton L, 59-61
12/18/04 at #18 Louisville L, 60-80
11/10/07 at #11 Marquette L, 68-78
12/14/08 vs. #20 Arizona St. L, 58-59 (ot) Phoenix, Ariz.
11/14/10 at #12 Gonzaga L, 56-86
11/21/10 vs. #25 San Diego State L, 46-61 Oxford, Ohio
12/9/10 at #2 Ohio State L, 64-75
12/22/10 vs. #7 San Diego State L, 54-56 Las Vegas, Nev.
12/7/11 at #5 Louisville L, 60-90
11/12/12 at #5 Michigan L, 54-91
12/7/15 at #11 Purdue L, 53-80
12/28/15 at #9 Butler L, 54-92
12/10/17 at #21 Purdue L, 61-86
12/18/17 at #12 Gonzaga L, 71-101

AT THE HORN

Winning games at the horn has been a staple of head coach **Jason Gardner**'s squads. Since Gardner took over, IUPUI has won five games in the closing seconds, including three as time expired:

P.J. Boutte 15' floater at the horn vs. Ball State (71-69 / Nov. 22, 2014)
Marcellus Barksdale layup at the horn at IPFW (84-82 / Jan. 23, 2016)
Jordan Pickett wing 3 with :02 vs. NDSU (73-72 / Jan. 31, 2016)
Darell Combs wing J with :01.5 vs. SDSU (85-83 / Jan. 18, 2017)

SERIES HISTORY MILWAUKEE (3-4)

Date	Loc	Score	W/L
12-22-86	H	72-66	W
12-21-87	A	75-90	L
2-7-90	A	88-106	L
11-18-11	A	49-62	L
2-23-13	H	88-95!!	L
11-19-14	A	70-68	W
1-10-18	H	72-71	W

NEWS, NOTES & STORYLINES (CONT.)

Evan Hall layup at the horn vs. Milwaukee (72-71 / Jan. 10, 2018)

FRESH STARTS

In the season opener at Bradley, true freshman **Jaylen Minnett** became the first IUPUI true rookie to start his debut since **Alex Young** did so against Northeastern in 2008. Minnett had five points, two boards and an assist in his IUPUI debut.

JAGS LOCK UP RAVENS

While head coach **Jason Gardner** has preached defense in the preseason, the win over Anderson was especially impressive in that IUPUI held the Ravens to just 43 points. The 43 were the fewest by a foe since Gardner took over the program and just the second time an IUPUI opponent tallied less than 50 in the Gardner-era (49 vs. Denver on Jan. 10, 2015).

The 43 points allowed was the lowest total by an IUPUI opponent since holding Western Illinois to 42 on Feb. 6, 2010.

CUPBOARD CHECK

IUPUI brings back seven returners from last season, five of whom saw meaningful minutes. Below is a rundown of the Jaguars' top statistical returners, along with some key numbers.

Stat (% Returning): Top Returners

Scoring (45.8%): Patterson (9.3), Brennan (8.4)

Rebounding (56.9%): Hall (5.2), McCall (5.0)

Assists (45.3%): Patterson (64), Henderson (52)

Minutes (50.2%): Patterson (23.7), McCall (21.2)

FGM (47.3%): Patterson (107), Brennan (102)

3FGM (43.4%): Patterson (62), Henderson (30)

FTM (34.3%): McCall (45), Brennan (39)

Blocks (69.0%): Hall (24), Patterson (13)

Steals (60.4%): Patterson (44), Henderson (32)

FULL STRENGTH

The Nov. 21 Morehead State game was the first time all season the Jags were at full strength. **Evan Hall, D.J. McCall** and **Nick Rogers** all missed time in the season's first three games.

IUPUI has nine scholarship players available this season with three other scholarship student-athletes sitting out as Division I transfers.

GRADS

The IUPUI roster boasts three graduates this season as **Maurice Kirby** completed his degree at Loyola (Ill.) and is pursuing his master's in sports journalism. In addition, junior guard **D.J. McCall** completed his undergraduate work in three years and is now pursuing his master's degree at IUPUI. **Aaron Brennan** completed his degree requirements during the recently finished fall semester.

TRENDING

When head coach **Jason Gardner** took over the IUPUI program prior to the 2014-15 season, he knew it was going to be a lengthy rebuild. The Jags were on the heels of back-to-back 6-26 seasons and 300+ RPI finishes. As expected, Gardner has had IUPUI steadily rising since his takeover:

	Record	RPI	Final Sagarin
2012-13:	6-26	329	332
2013-14:	6-26	322	332
2014-15:	10-21	257	278
2015-16:	13-19	191	226
2016-17:	14-18	217	202

SIXTH OLDEST

Unofficially, senior swingman **Ron Patterson** is the sixth-oldest player in all of college basketball this season and will turn 25 on Jan. 24 of this season. Here is a quick rundown of those older than him going into the season with their ages as of Nov. 10, 2017:

Josh Boutte (Sam Houston St.): 25 years, 307 days

Gibson Johnson (Hawaii): 25 years, 273 days

Zach Neilson (Utah Valley): 25 years, 143 days

Isaac Neilson (Utah Valley): 24 years, 352 days

Kyle Brown (Cornell): 24 years, 345 days

Ron Patterson (IUPUI): 24 years, 296 days

HOOSIER MADE

IUPUI has the second-most Indiana-natives of any team in the country with nine, trailing only Ball State. Of the nine Indiana natives, four are from the Indianapolis-area in **Aaron Brennan, T.J. Henderson, Ron Patterson** and **Nick Rogers**.

NEW LEAGUE, OLD RIVALS

Although IUPUI will be in year one of Horizon League play, that doesn't mean there won't be some recognizable foes in league play.

The most recognizable will be longtime Mid-Con/Summit foe Oakland University, which IUPUI played 36 times between 1998 and 2013 as league foes. Oakland leads the all-time series 25-16, which includes five meetings in the mid-/late 70's.

Another former league foe in the Horizon League is Youngstown State, which IUPUI played six times from 1999-2001 before the Penguins moved leagues. YSU is 8-1 all-time against IUPUI, which includes three meetings from the mid-/late 70's.

Another familiar face is Wright State head coach Scott Nagy, who was the longtime leader of the South Dakota State program before taking over the Raiders a couple seasons ago. While at the helm of the SDSU program, Nagy was 13-7 against the Jaguars.

BRING 'EM ON

IUPUI added a new assistant coach in the offseason as **Matt Bringman** joined the Jaguars' staff, replacing Scott Gillespie. Bringman came to IUPUI from South Plains (Texas) College where he helped the Texans to a 2-year record of 53-11 and 28-4 in conference play. South Plains was 3rd at 2017 NJCAA National Championships in Hutchinson, Kan.

Bringman helped a number of players on to Division I opportunities, including Jordan Brangers (Western Kentucky), Raquan Mitchell (Colorado State), Shawntrez Davis (Nevada) and Josh Webster (Texas Tech).

OVERSEAS ADVENTURES

IUPUI's top two players from a season ago - seniors **Darell Combs** and **Matt O'Leary** - are both continuing their playing careers overseas this winter.

Combs inked a deal in early September to play for the Roseto Sharks in Italy's second division. Combs had an NBA workout with the Washington Wizards before ultimately seeking employment overseas.

O'Leary signed in late July to continue his career with Penas Huesca in the LEB Gold - Spain. LEB Gold is the the second division in Spain and known as one of the top leagues in Europe.

In addition, former Jaguars **Alex Young** and **Robert Glenn** are also continuing to play overseas.

NEW SIGNEES

IUPUI inked a pair at the start of the fall signing period, adding size in 6-foot-7 **Jack Hansen** (Noblesville, Ind./Guerin Catholic) and 6-foot-10 **Brandon Kenyon** (Caledonia, Ontario/RISE Prep).

Hansen played AAU with Team Blaze Select and was Gardner's first commitment of the 2018 class and chose IUPUI over interest from Valpo, Indiana State and Wright State. He averaged 19 points and nine rebounds per game as a junior and is among the state's top players heading into this season.

Kenyon played AAU with UPLAY Canada and excelled on the Nike EYBL circuit last summer. His UPLAY squad boasts Florida, Central Arkansas and Loyola signees while The RISE Prep program is expected to be among the best in the Ontario Scholastic Basketball Association (OSBA).

UNIVERSITY QUICK FACTS

Location	Indianapolis, Ind.
Founded	1969
Nickname	Jaguars
Colors	Red, gold & black
Enrollment	30,690
Affiliation	NCAA Division I
Conference	The Horizon League
Home Facility (Cap.)	Indiana Farmers Coliseum (6,800)
Chancellor	Dr. Nasser Paydar
Athletics Director	Dr. Roderick Perry
Website	www.IUPUIJags.com
Twitter	@IUPUIJaguars
Athletics Phone	(317) 278-5247
Mailing Address	1000 Waterway Blvd. Indianapolis, IN 46202

BASKETBALL HISTORY

First Yr. of basketball	1972
Seasons of basketball	46th
Seasons of Division I basketball	20th
Division I (1998-pres.) Record	248-266 (.481)
NCAA Appearances	1
Last NCAA Appearance	2003
Last Postseason Appearance	2010 (CBI - Second Round)

UNIVERSITY NOTES

ABOUT THE UNIVERSITY

IUPUI is a public research university located in downtown Indianapolis that is the result of a merger of the Purdue Indianapolis Extension Center (1946) and Indiana University Indianapolis (1916). The merger was completed in 1969 and athletics began in 1972.

The university offers more than 200 degree programs and boasts an enrollment over 30,000 (22,000 undergrad and 8,000 postgrad). The university also boasts an endowment of more than \$850 million.

The university is ranked among the Top 200 "National Universities" and ranked 7th for "Up and Coming Schools." U.S. News has ranked IUPUI among the nation's elite for 13 straight years.

ATHLETIC PROWESS

IUPUI was a primary beneficiary of the 1987 Pan-American Games in Indianapolis and continues to boast some world renowned facilities.

The IU Natatorium is located on the IUPUI campus and is among the best swimming & diving facilities in the world. It has hosted the U.S. Olympic Team Trials four different times and 12 NCAA National Championship meets. In addition, the 2017 World Juniors were held at IUPUI and 16 world records have been set in the Natatorium water.

Adjacent west is the Michael A. Carroll Track & Soccer Stadium which has hosted several USA Outdoor Track & Field Championships and NCAA Championships, along with the 1988 US Olympic Trials. Florence Griffith-Joyner set the 100m world record of 10.49 on the track.

In basketball circles, IUPUI is best known as the long-time host of the Nike All-American Camp, which was held on campus for two decades. The nation's top prep players and coaches from every level converged on campus for two weeks each summer in what was considered the elite college recruiting event of the year. Alum included LeBron James, Chris Webber, Allen Iverson, Kevin Garnett, Jason Kidd and Paul Pierce, among many others.

GEORGE HILL

IUPUI's best known basketball alum is current NBAer **George Hill**, who is in his tenth year in the league this season. Hill was originally drafted by the San Antonio Spurs (1st rd., 26th overall) in 2008.

He's played for the Spurs (2008-11), Indiana Pacers (2011-16), and Utah Jazz (2016-17) before signing with the Sacramento Kings this offseason. Hill has played in more than 600 games and made nearly 400 starts in his NBA career.

2017-2018 MISCELLANEOUS STATISTICS

IUPUI'S RECORD WHEN...

	'17-18 Overall	2018 HL	Under Gardner
Home:	7-3	4-2	28-17
Away:	1-14	1-7	16-54
Neutral:	0-0	0-0	1-4
Overtime:	0-0	0-0	4-6
Lead @ Halftime:	5-3	3-2	34-12
Trail @ Halftime:	2-14	1-7	8-60
Tied @ Halftime:	1-0	1-0	3-3
Leading w/ 5:00 left:	7-2	4-1	37-6
Trailing w/ 5:00 left:	0-14	0-8	3-65
Tied w/ 5:00 left:	1-1	1-0	5-4
Shooting 50% or better:	4-2	2-0	22-3
Shooting 40-50%:	3-7	2-6	21-35
Shooting less than 40%:	1-8	1-3	2-37
Shooting better % than opp.	7-1	4-0	41-8
Shooting worse % than opp.	1-16	1-9	4-67
Scoring less than 60:	0-4	0-2	3-26
Score 60-69 pts:	3-7	2-5	7-27
Score 70-79 pts:	3-4	2-1	16-15
Score 80-89 pts:	2-2	1-1	16-7
Score 90+ pts:	0-0	0-0	3-0
Opp. scores less than 60:	2-0	1-0	9-5
Opp. scores 60-69 pts:	3-2	2-1	17-14
Opp. scores 70-79 pts:	3-6	2-5	11-27
Opp. scores 80-89 pts:	0-7	0-3	8-19
Opp. scores 90+ pts:	0-2	0-0	0-10
Commit less TO than opp.	3-9	1-4	22-31
Commit more TO than opp.	4-8	3-5	22-41
Commit same TO as opp.	1-0	1-0	1-3
Outrebound opponent:	6-6	4-4	29-22
Outrebounded:	1-10	1-4	14-50
Rebounding is equal:	1-1	0-1	2-3
Bench outscores opp.:	7-11	4-7	39-42
Bench is outscored:	1-5	1-2	6-28
Bench scoring is equal:	0-1	0-0	0-5
Hit more FT than opp.:	4-4	3-2	27-12
Hit less FT than opp.:	4-12	2-6	17-60
Hit same FT as opp.:	0-1	0-1	1-3
Hit more 3's than opp.:	4-7	3-6	21-28
Hit less 3's than opp.:	2-9	1-2	19-38
Hit same 3's as opp.:	2-1	1-1	5-9
Decided by 5 pts or less:	3-5	3-3	20-19
Decided by 6-10 points:	2-3	1-3	6-21
Decided by 10+ points:	3-9	1-3	19-35
In home whites:	7-3	4-2	29-17
In road blacks:	1-7	1-4	3-22
In road reds:	0-7	0-3	13-36
7 in double-digits:	0-0	0-0	1-0
6 in double-digits:	0-0	0-0	1-0
5 in double-digits:	0-0	0-0	5-3
4 in double-digits:	3-1	2-0	14-8
3 in double-digits:	2-8	1-3	12-24
2 in double-digits:	3-6	2-5	10-32
1 in double-digits:	0-2	0-1	2-6
0 in double-digits:	0-0	0-0	0-2
On Mondays:	1-1	0-0	2-8
On Tuesdays:	3-1	2-0	3-10
On Wednesdays:	1-1	1-0	7-9
On Thursdays:	1-3	1-3	4-12
On Fridays:	2-2	1-1	6-6
On Saturdays:	0-7	0-4	19-25
On Sundays:	0-2	0-1	4-6
In November:	2-3	0-0	8-17
In December:	1-7	0-2	10-22
In January:	4-4	4-4	17-16
In February:	1-3	1-3	9-17
In March:	0-0	0-0	1-3

TIMES LED

Player						GAMES WITH								TOTAL		
	Pts.	Reb.	Ast.	Stl.	Blk.	10+ Pts.	20+ Pts.	10+ Reb.	3+ Ast.	3+ Blk.	3+ Stl.	3+ 3's		Dunks	DbI-DbIs	
0-Minnett	3/3	0/0	2/2	1/1	1/1	7/7	0/0	0/0	1/1	0/0	0/0	6/6		0/0	0/0	
1-Henderson	4/7	1/2	5/12	4/22	2/6	15/28	1/1	0/0	7/16	0/0	3/7	1/5		0/2	0/0	
10-Rogers	0/0	0/0	14/14	2/2	1/1	2/2	0/0	0/0	14/14	0/0	0/0	0/0		2/2	0/0	
12-Hudson	0/0	0/0	0/0	0/0	0/0	0/0	0/0	0/0	0/0	0/0	0/0	0/0		0/0	0/0	
22-McCall	2/6	5/14	7/15	12/24	4/9	3/10	1/2	0/3	6/15	0/0	6/7	2/3		10/21	0/0	
24-Hall	0/2	10/22	0/1	3/8	9/26	9/22	0/1	4/7	0/3	0/3	1/1	0/0		1/11	1/3	
25-Patterson	6/12	2/2	4/11	6/19	7/13	13/31	0/0	0/0	8/17	1/1	2/7	10/20		7/16	0/0	
31-Kirby	1/1	2/2	0/0	0/0	4/4	2/2	0/0	0/0	0/0	0/0	0/0	0/0		2/2	0/0	
32-Goss	0/0	2/2	0/0	2/2	4/4	1/1	0/0	1/1	0/0	1/1	0/0	0/0		14/14	0/0	
40-Borgman	0/0	0/0	0/0	0/0	0/0	0/0	0/0	0/0	0/0	0/0	0/0	0/0		1/1	0/0	
45-Brennan	10/14	4/6	1/6	3/13	6/22	14/32	3/3	1/2	5/9	1/2	1/4	4/5		1/5	1/2	

totals listed by season/career

SPECIALTY STATS (IUPUI/OPP)

PP = Points in the Paint; POT = Points off Turnover; 2nd = 2nd Chance Points; BP = Bench Points

Opponent	Result	PP	POT	2nd	BP	Lead	Largest Deficit	Largest Lead	Changes	Ties
# Carroll University	W, 65-56	34/20	32/4	14/15	14/15	14	5	6	4	
at Bradley	L, 53-68	18/20	13/13	14/10	5/34	3	18	3	1	
Anderson University	W, 75-43	38/18	27/12	12/5	24/11	33	-	0	0	
at Eastern Illinois	L, 79-80	42/33	11/19	9/12	4/20	7	3	9	13	
Morehead State	W, 67-61	24/30	16/12	8/6	17/8	11	-	0	1	
at Western Illinois	L, 77-90	34/32	22/11	20/3	28/26	2	28	1	1	
at Ball State	L, 64-83	28/40	15/19	6/14	40/28	1	28	2	0	
SIUE	L, 81-82	38/22	21/10	12/9	21/21	9	10	12	9	
at Purdue	L, 61-86	26/36	16/23	7/7	42/27	9	32	5	2	
at Washington State	L, 59-72	22/36	9/12	11/9	25/15	2	19	1	1	
at Gonzaga	L, 71-101	38/48	8/15	11/6	40/61	-	30	0	0	
IU Kokomo	W, 87-76	54/28	16/14	15/11	42/14	13	9	10	5	
*at Northern Kentucky	L, 59-77	26/38	15/14	13/8	18/26	9	19	1	2	
*at Wright State	L, 52-60	18/22	14/13	3/5	21/17	6	10	5	0	
*at Green Bay	W, 67-63	36/26	16/14	11/7	26/6	11	8	3	1	
*UIC	L, 65-70	36/30	24/14	6/6	20/16	13	7	1	4	
*Milwaukee	W, 72-71	20/36	15/8	14/15	16/14	6	8	8	7	
*Green Bay	W, 67-61	26/30	7/19	15/17	21/23	16	2	2	2	
*Detroit Mercy	W, 81-66	30/22	11/21	15/9	27/21	23	-	0	1	
*at Cleveland State	L, 67-70	34/36	17/21	11/9	17/15	1	17	6	4	
*at Youngstown State	L, 62-85	26/38	15/23	12/20	25/24	2	24	1	0	
*at UIC	L, 62-71	22/40	15/19	5/8	11/17	8	12	10	4	
*at Detroit Mercy	L, 60-74	30/28	13/23	11/10	23/0	-	18	0	0	
*at Oakland	L, 74-82	26/40	8/17	15/12	43/20	1	17	2	1	
*Cleveland State	W, 78-73	42/32	22/19	5/12	40/22	20	6	1	1	
*Youngstown State	L, 80-84	32/36	13/19	9/2	37/26	-	15	0	3	
*at Milwaukee										
*Oakland										
*Wright State										
*Northern Kentucky										
HL Tourney (1st rd)										
HL Tourney (2nd rd)										
HL Tourney (3rd rd)										
HL Semifinals										
HL Finals										
Season Highs		54/48	27/23	20/20	43/61	33	30	12	13	
Season Lows		18/18	7/8	3/2	4/0	-	-	-	-	
Totals		766/797	379/404	270/232	633/512	-	-	83	64	
Averages		30.6/31.9	15.2/16.2	10.8/9.3	25.3/20.5			3.3	2.6	

WIN/LOSS MARGINS

Margin	W	L
1	1	1
2		
3		2
4	1	1
5	1	1
6	2	
7		
8		1
9		1
10		
11-15	1	4
16-20		2
21-30		3
30+	1	

2017-2018 IUPUI STATISTICS

THE STAT CREW SYSTEM IUPUI Combined Team Statistics (as of Feb 10, 2018) All games



RECORD:	OVERALL	HOME	AWAY	NEUTRAL
ALL GAMES	8-17	7-3	1-14	0-0
CONFERENCE	5-9	4-2	1-7	0-0
NON-CONFERENCE	3-8	3-1	0-7	0-0

#	Player	gp-gs	min	avg	Total		3-Point		F-Throw		Rebounds				pf	dq	a	to	blk	stl	pts	avg
					fg-fga	fg%	3fg-fga	3fg%	ft-fa	ft%	off	def	tot	avg								
45	BRENNAN, Aaron	25-25	679	27.2	121-260	.465	25-76	.329	52-67	.776	34	73	107	4.3	63	3	44	46	14	25	319	12.8
25	PATTERSON, Ron	25-23	710	28.4	98-235	.417	55-150	.367	23-34	.676	14	61	75	3.0	52	1	47	39	17	30	274	11.0
01	HENDERSON, T.J.	25-5	590	23.6	85-200	.425	31-95	.326	67-82	.817	15	46	61	2.4	45	0	49	62	4	25	268	10.7
00	MINNETT, Jaylen	25-4	540	21.6	62-152	.408	46-112	.411	18-22	.818	11	21	32	1.3	41	0	31	38	1	13	188	7.5
24	HALL, Evan	24-24	526	21.9	75-176	.426	0-0	.000	25-88	.284	61	80	141	5.9	69	1	15	45	17	16	175	7.3
22	McCALL, D.J.	24-22	635	26.5	57-128	.445	10-32	.313	26-44	.591	43	62	105	4.4	56	2	45	37	9	41	150	6.3
10	ROGERS, Nick	22-20	533	24.2	31-103	.301	11-40	.275	38-52	.731	6	27	33	1.5	45	0	74	49	1	11	111	5.0
31	KIRBY, Maurice	25-1	383	15.3	47-97	.485	0-0	.000	22-35	.629	30	68	98	3.9	49	0	11	23	6	7	116	4.6
32	GOSS, Elyjah	25-0	344	13.8	37-83	.446	3-11	.273	21-28	.750	34	56	90	3.6	36	0	9	15	10	10	98	3.9
35	THOMAS, Noah	2-0	8	4.0	1-1	1.000	0-0	.000	2-2	1.000	1	3	4	2.0	3	0	0	0	1	0	4	2.0
12	HUDSON, Chad	7-0	25	3.6	2-6	.333	0-3	.000	5-7	.714	0	1	1	0.1	7	0	2	2	0	0	9	1.3
40	BORGMAN, Evan	8-1	27	3.4	2-5	.400	0-1	.000	4-6	.667	2	3	5	0.6	2	0	0	3	0	0	8	1.0
Team											47	36	83		1		7					
Total.....		25	5000		618-1446	.427	181-520	.348	303-467	.649	298	537	835	33.4	469	7	327	366	80	178	1720	68.8
Opponents.....		25	5000		645-1334	.484	179-492	.364	380-512	.742	226	614	840	33.6	437	7	345	379	98	185	1849	74.0

TEAM STATISTICS	IUPUI	OPP
SCORING	1720	1849
Points per game	68.8	74.0
Scoring margin	-5.2	-
FIELD GOALS-ATT	618-1446	645-1334
Field goal pct	.427	.484
3 POINT FG-ATT	181-520	179-492
3-point FG pct	.348	.364
3-pt FG made per game	7.2	7.2
FREE THROWS-ATT	303-467	380-512
Free throw pct	.649	.742
F-Throws made per game	12.1	15.2
REBOUNDS	835	840
Rebounds per game	33.4	33.6
Rebounding margin	-0.2	-
ASSISTS	327	345
Assists per game	13.1	13.8
TURNOVERS	366	379
Turnovers per game	14.6	15.2
Turnover margin	+0.5	-
Assist/turnover ratio	0.9	0.9
STEALS	178	185
Steals per game	7.1	7.4
BLOCKS	80	98
Blocks per game	3.2	3.9
ATTENDANCE	8877	52912
Home games-Avg/Game	10-888	15-3527
Neutral site-Avg/Game	-	0-0

Date	Opponent	Score	Att.
11/11/17	at Bradley	L 53-68	4936
11/13/17	ANDERSON	w 75-43	1175
11/17/17	at Eastern Illinois	L 79-80	769
11/21/17	MOREHEAD STATE	w 67-61	1012
11/28/17	at Western Illinois	L 77-90	589
12/02/17	at Ball State	L 64-83	3505
12/06/17	SIUE	L 81-82	809
12/10/17	at Purdue	L 61-86	13641
12/16/17	at Washington State	L 59-72	2240
12/18/17	at Gonzaga	L 71-101	6000
12/22/17	IU KOKOMO	w 87-76	615
* 12/28/17	at Northern Kentucky	L 59-77	4203
* 12/30/17	at Wright State	L 52-60	3649
* 01/02/18	at Green Bay	w 67-63	1932
* 01/04/18	UIC	L 65-70	815
* 01/10/18	MILWAUKEE	w 72-71	1002
* 01/12/18	GREEN BAY	w 67-61	827
* 01/16/18	DETROIT MERCY	w 81-66	807
* 01/18/18	at Cleveland State	L 67-70	1125
* 01/20/18	at Youngstown State	L 62-85	3222
* 01/27/18	at UIC	L 62-71	3373
* 02/02/18	at Detroit Mercy	L 60-74	1018
* 02/04/18	at Oakland	L 74-82	2710
* 02/08/18	CLEVELAND STATE	w 78-73	910
* 02/10/18	YOUNGSTOWN STATE	L 80-84	905

* = Horizon League game

Score by Periods	1st	2nd	Totals
IUPUI	804	916	1720
Opponents	878	971	1849

2017-2018 IUPUI HORIZON LEAGUE ONLY STATISTICS

THE STAT CREW SYSTEM IUPUI Combined Team Statistics (as of Feb 10, 2018) Conference games only



RECORD:	OVERALL	HOME	AWAY	NEUTRAL
ALL GAMES	5-9	4-2	1-7	0-0
CONFERENCE	5-9	4-2	1-7	0-0
NON-CONFERENCE	0-0	0-0	0-0	0-0

#	Player	gp-gs	min	avg	Total		3-Point		F-Throw		Rebounds				pf	dq	a	to	blk	stl	pts	avg
					fg-fga	fg%	3fg-fga	3fg%	ft-fa	ft%	off	def	tot	avg								
45	BRENNAN, Aaron	14-14	397	28.4	69-142	.486	17-40	.425	34-44	.773	19	47	66	4.7	34	1	26	29	6	14	189	13.5
25	PATTERSON, Ron	14-13	392	28.0	52-126	.413	28-77	.364	14-24	.583	8	36	44	3.1	29	1	22	25	12	17	146	10.4
01	HENDERSON, T.J.	14-0	289	20.6	48-115	.417	18-51	.353	29-34	.853	4	23	27	1.9	29	0	20	36	1	16	143	10.2
00	MINNETT, Jaylen	14-0	284	20.3	36-86	.419	29-68	.426	5-8	.625	3	12	15	1.1	21	0	15	25	0	6	106	7.6
24	HALL, Evan	14-14	323	23.1	39-99	.394	0-0	.000	18-61	.295	47	55	102	7.3	41	1	9	27	10	14	96	6.9
22	McCALL, D.J.	14-14	378	27.0	32-69	.464	6-19	.316	19-29	.655	20	42	62	4.4	33	0	28	20	7	22	89	6.4
10	ROGERS, Nick	14-14	350	25.0	21-66	.318	7-24	.292	36-47	.766	4	20	24	1.7	26	0	48	32	0	7	85	6.1
31	KIRBY, Maurice	14-0	199	14.2	20-45	.444	0-0	.000	12-20	.600	11	32	43	3.1	28	0	4	11	5	2	52	3.7
32	GOSS, Elyjah	14-0	180	12.9	15-36	.417	0-2	.000	8-13	.615	18	25	43	3.1	18	0	2	7	7	5	38	2.7
12	HUDSON, Chad	2-0	2	1.0	1-2	.500	0-1	.000	0-0	.000	0	0	0	0.0	0	0	0	0	0	0	2	1.0
40	BORGMAN, Evan	3-1	6	2.0	0-1	.000	0-0	.000	0-2	.000	1	0	1	0.3	0	0	0	0	0	0	0	0.0
Team											31	20	51					5				
Total.....		14	2800		333-787	.423	105-282	.372	175-282	.621	166	312	478	34.1	259	3	174	217	48	103	946	67.6
Opponents.....		14	2800		354-753	.470	85-259	.328	214-282	.759	124	340	464	33.1	252	4	183	210	54	116	1007	71.9

TEAM STATISTICS	IUPUI	OPP
SCORING	946	1007
Points per game	67.6	71.9
Scoring margin	-4.4	-
FIELD GOALS-ATT	333-787	354-753
Field goal pct	.423	.470
3 POINT FG-ATT	105-282	85-259
3-point FG pct	.372	.328
3-pt FG made per game	7.5	6.1
FREE THROWS-ATT	175-282	214-282
Free throw pct	.621	.759
F-Throws made per game	12.5	15.3
REBOUNDS	478	464
Rebounds per game	34.1	33.1
Rebounding margin	+1.0	-
ASSISTS	174	183
Assists per game	12.4	13.1
TURNOVERS	217	210
Turnovers per game	15.5	15.0
Turnover margin	-0.5	-
Assist/turnover ratio	0.8	0.9
STEALS	103	116
Steals per game	7.4	8.3
BLOCKS	48	54
Blocks per game	3.4	3.9
ATTENDANCE	5266	21232
Home games-Avg/Game	6-878	8-2654
Neutral site-Avg/Game	-	0-0

Date	Opponent		Score	Att.
* 12/28/17	at Northern Kentucky	L	59-77	4203
* 12/30/17	at Wright State	L	52-60	3649
* 01/02/18	at Green Bay	W	67-63	1932
* 01/04/18	UIC	L	65-70	815
* 01/10/18	MILWAUKEE	W	72-71	1002
* 01/12/18	GREEN BAY	W	67-61	827
* 01/16/18	DETROIT MERCY	W	81-66	807
* 01/18/18	at Cleveland State	L	67-70	1125
* 01/20/18	at Youngstown State	L	62-85	3222
* 01/27/18	at UIC	L	62-71	3373
* 02/02/18	at Detroit Mercy	L	60-74	1018
* 02/04/18	at Oakland	L	74-82	2710
* 02/08/18	CLEVELAND STATE	W	78-73	910
* 02/10/18	YOUNGSTOWN STATE	L	80-84	905

* = Horizon League game

MOTOR CITY MADNESS

The 2018 Little Caesars Horizon League Men's & Women's Basketball Championship will take place March 2-6 at the brand new Little Caesars Arena in Detroit, Mich. Tickets can be purchased now at campus box offices or at Horizon-League.com.

Little Caesars Arena is located in the heart of The District Detroit, a 50-block, mixed-use development that unites eight world-class theaters, five neighborhoods and three professional sports venues in one vibrant, walkable destination for people who want to live, work and play in an exciting urban environment. Home to the Detroit Tigers, Detroit Red Wings, Detroit Pistons and Detroit Lions — The District Detroit represents the greatest density of professional sports teams in one downtown core in the country.



2017-2018 STATISTICAL SPLITS

Wins (8 total)

#	Player	gp-gs	min	avg	Total		3-Point		F-Throw		Rebounds				pf	dq	a	to	blk	stl	pts	avg
					fg-fga	fg%	3fg-fga	3fg%	ft-fa	ft%	off	def	tot	avg								
45	BRENNAN, Aaron	8-8	223	27.9	45-85	.529	11-26	.423	20-28	.714	13	34	47	5.9	19	0	20	19	4	7	121	15.1
01	HENDERSON, T.J.	8-2	185	23.1	32-58	.552	12-27	.444	20-23	.870	4	22	26	3.3	14	0	16	18	3	8	96	12.0
25	PATTERSON, Ron	8-8	230	28.8	29-64	.453	15-43	.349	13-17	.765	3	21	24	3.0	20	1	20	14	6	10	86	10.8
00	MINNETT, Jaylen	8-1	162	20.3	21-49	.429	14-33	.424	5-7	.714	2	7	9	1.1	10	0	10	11	1	3	61	7.6
24	HALL, Evan	7-7	154	22.0	20-47	.426	0-0	.000	9-34	.265	20	27	47	6.7	23	1	3	15	8	7	49	7.0
22	McCALL, D.J.	8-7	216	27.0	21-40	.525	5-10	.500	8-17	.471	10	23	33	4.1	16	0	20	14	6	17	55	6.9
10	ROGERS, Nick	7-6	165	23.6	11-40	.275	2-11	.182	14-20	.700	2	12	14	2.0	15	0	22	14	0	3	38	5.4
31	KIRBY, Maurice	8-1	125	15.6	16-32	.500	0-0	.000	7-11	.636	9	27	36	4.5	16	0	2	8	4	2	39	4.9
32	GOSS, Elijah	8-0	107	13.4	12-22	.545	0-0	.000	10-14	.714	10	23	33	4.1	14	0	2	3	6	1	34	4.3
35	THOMAS, Noah	1-0	6	6.0	1-1	1.000	0-0	.000	2-2	1.000	1	3	4	4.0	3	0	0	0	1	0	4	4.0
40	BORGMAN, Evan	2-0	14	7.0	2-4	.500	0-1	.000	2-2	1.000	1	2	3	1.5	2	0	0	3	0	0	6	3.0
12	HUDSON, Chad	2-0	13	6.5	0-1	.000	0-1	.000	5-6	.833	0	0	0	0.0	2	0	1	2	0	0	5	2.5
Team											12	12	24					2				
Total.....		8	1600		210-443	.474	59-152	.388	115-181	.635	87	213	300	37.5	154	2	116	123	39	58	594	74.2
Opponents.....		8	1600		178-438	.406	50-169	.296	108-156	.692	75	182	257	32.1	159	1	77	127	23	54	514	64.2

Losses (17 total)

#	Player	gp-gs	min	avg	Total		3-Point		F-Throw		Rebounds				pf	dq	a	to	blk	stl	pts	avg
					fg-fga	fg%	3fg-fga	3fg%	ft-fa	ft%	off	def	tot	avg								
45	BRENNAN, Aaron	17-17	456	26.8	76-175	.434	14-50	.280	32-39	.821	21	39	60	3.5	44	3	24	27	10	18	198	11.6
25	PATTERSON, Ron	17-15	480	28.2	69-171	.404	40-107	.374	10-17	.588	11	40	51	3.0	32	0	27	25	11	20	188	11.1
01	HENDERSON, T.J.	17-3	405	23.8	53-142	.373	19-68	.279	47-59	.797	11	24	35	2.1	31	0	33	44	1	17	172	10.1
00	MINNETT, Jaylen	17-3	378	22.2	41-103	.398	32-79	.405	13-15	.867	9	14	23	1.4	31	0	21	27	0	10	127	7.5
24	HALL, Evan	17-17	372	21.9	55-129	.426	0-0	.000	16-54	.296	41	53	94	5.5	46	0	12	30	9	9	126	7.4
22	McCALL, D.J.	16-15	419	26.2	36-88	.409	5-22	.227	18-27	.667	33	39	72	4.5	40	2	25	23	3	24	95	5.9
10	ROGERS, Nick	15-14	368	24.5	20-63	.317	9-29	.310	24-32	.750	4	15	19	1.3	30	0	52	35	1	8	73	4.9
31	KIRBY, Maurice	17-0	258	15.2	31-65	.477	0-0	.000	15-24	.625	21	41	62	3.6	33	0	9	15	2	5	77	4.5
32	GOSS, Elijah	17-0	237	13.9	25-61	.410	3-11	.273	11-14	.786	24	33	57	3.4	22	0	7	12	4	9	64	3.8
12	HUDSON, Chad	5-0	12	2.4	2-5	.400	0-2	.000	0-1	.000	0	1	1	0.2	5	0	1	0	0	0	4	0.8
40	BORGMAN, Evan	6-1	13	2.2	0-1	.000	0-0	.000	2-4	.500	1	1	2	0.3	0	0	0	0	0	0	2	0.3
35	THOMAS, Noah	1-0	2	2.0	0-0	.000	0-0	.000	0-0	.000	0	0	0	0.0	0	0	0	0	0	0	0	0.0
Team											35	24	59		1			5				
Total.....		17	3400		408-1003	.407	122-368	.332	188-286	.657	211	324	535	31.5	315	5	211	243	41	120	1126	66.2
Opponents.....		17	3400		467-896	.521	129-323	.399	272-356	.764	151	432	583	34.3	278	6	268	252	75	131	1335	78.5

Home (7-3)

#	Player	gp-gs	min	avg	Total		3-Point		F-Throw		Rebounds				pf	dq	a	to	blk	stl	pts	avg
					fg-fga	fg%	3fg-fga	3fg%	ft-fa	ft%	off	def	tot	avg								
45	BRENNAN, Aaron	10-10	291	29.1	62-119	.521	14-37	.378	31-40	.775	16	43	59	5.9	25	0	24	19	8	10	169	16.9
01	HENDERSON, T.J.	10-2	243	24.3	39-82	.476	13-39	.333	32-39	.821	5	24	29	2.9	17	0	21	22	4	13	123	12.3
25	PATTERSON, Ron	10-10	294	29.4	40-92	.435	19-60	.317	16-21	.762	7	21	28	2.8	22	0	21	17	12	15	115	11.5
24	HALL, Evan	9-9	206	22.9	28-63	.444	0-0	.000	10-43	.233	22	33	55	6.1	29	1	5	12	8	9	66	7.3
00	MINNETT, Jaylen	10-1	191	19.1	24-50	.480	16-36	.444	6-8	.750	2	7	9	0.9	15	0	13	15	1	3	70	7.0
22	McCALL, D.J.	10-9	266	26.6	24-47	.511	5-9	.556	9-18	.500	15	23	38	3.8	24	1	22	18	7	18	62	6.2
31	KIRBY, Maurice	10-1	146	14.6	20-37	.541	0-0	.000	9-15	.600	10	33	43	4.3	19	0	4	12	4	2	49	4.9
10	ROGERS, Nick	9-8	209	23.2	11-38	.289	3-13	.231	19-26	.731	2	13	15	1.7	18	0	34	19	0	3	44	4.9
35	THOMAS, Noah	1-0	6	6.0	1-1	1.000	0-0	.000	2-2	1.000	1	3	4	4.0	3	0	0	0	1	0	4	4.0
32	GOSS, Elijah	10-0	121	12.1	14-25	.560	0-0	.000	12-16	.750	13	24	37	3.7	18	0	2	6	2	4	40	4.0
40	BORGMAN, Evan	2-0	14	7.0	2-4	.500	0-1	.000	2-2	1.000	1	2	3	1.5	2	0	0	3	0	0	6	3.0
12	HUDSON, Chad	2-0	13	6.5	0-1	.000	0-1	.000	5-6	.833	0	0	0	0.0	2	0	1	2	0	0	5	2.5
Team											22	15	37					4				
Total.....		10	2000		265-559	.474	70-196	.357	153-236	.648	116	241	357	35.7	194	2	147	145	51	75	753	75.3
Opponents.....		10	2000		237-538	.441	71-200	.355	142-204	.696	94	219	313	31.3	207	3	106	156	36	60	687	68.7

Road (1-14)

#	Player	gp-gs	min	avg	Total		3-Point		F-Throw		Rebounds				pf	dq	a	to	blk	stl	pts	avg
					fg-fga	fg%	3fg-fga	3fg%	ft-fa	ft%	off	def	tot	avg								
25	PATTERSON, Ron	15-13	416	27.7	58-143	.406	36-90	.400	7-13	.538	7	40	47	3.1	30	1	26	22	5	15	159	10.6
45	BRENNAN, Aaron	15-15	388	25.9	59-141	.418	11-39	.282	21-27	.778	18	30	48	3.2	38	3	20	27	6	15	150	10.0
01	HENDERSON, T.J.	15-3	347	23.1	46-118	.390	18-56	.321	35-43	.814	10	22	32	2.1	28	0	28	40	0	12	145	9.7
00	MINNETT, Jaylen	15-3	349	23.3	38-102	.373	30-76	.395	12-14	.857	9	14	23	1.5	26	0	18	23	0	10	118	7.9
24	HALL, Evan	15-15	320	21.3	47-113	.416	0-0	.000	15-45	.333	39	47	86	5.7	40	0	10	33	9	7	109	7.3
22	McCALL, D.J.	14-13	369	26.4	33-81	.407	5-23	.217	17-26	.654	28	39	67	4.8	32	1	23	19	2	23	88	6.3
10	ROGERS, Nick	13-12	324	24.9	20-65	.308	8-27	.296	19-26	.731	4	14	18	1.4	27	0	40	30	1	8	67	5.2
31	KIRBY, Maurice	15-0	237	15.8	27-60	.450	0-0	.000	13-20	.650	20	35	55	3.7	30	0	7	11	2	5	67	4.5
32	GOSS, Elijah	15-0	223	14.9	23-58	.397	3-11	.273	9-12	.750	21	32	53	3.5	18	0	7	13	4	8	58	3.9
12	HUDSON, Chad	5-0	12	2.4	2-5	.400	0-2	.000	0-1	.000	0	1	1	0.2	5	0	1	0	0	0	4	0.8

2017-2018 INDIVIDUAL SUPERLATIVES

	IUPUI	Opponent
Points	25 - three times	28 - Cameron Morse vs. Y'town St. (2/10/18)
Field Goals Made	12 - Aaron Brennan at E. Illinois (11/17/17)	11 - twice
Field Goals Attempted	20 - D.J. McCall at W. Illinois (11/28/17)	18 - Cameron Morse at Y'town St. (1/20/18)
Highest FG Pct. (min. 5 made)	.778 (7-9) - Aaron Brennan vs. Cleveland St. (2/8/18)	1.000 (5-5) - Trey Moses at Ball State (12/2/17)
3-Pt Field Goals Made	6 - Ron Patterson at UIC (1/27/18)	7 - Terrell Lewis at E. Illinois (11/17/17)
3-Pt Field Goals Attempted	13 - Ron Patterson at Washington St. (12/16/17)	10 - Cameron Morse vs. Y'town St. (2/10/18)
3-Pt FG Pct. (min. 3 made)	1.000 (3-3) - twice	1.000 (3-3) - twice
Free Throws Made	9 - T.J. Henderson vs. Cleveland St. (2/8/18)	10 - Killian Tillie at Gonzaga (12/18/17)
Free Throws Attempted	10 - twice	13 - Jajuan Starks at E. Illinois (11/17/17)
Free Throw Pct. (min. 5 made)	1.000 (9-9) - T.J. Henderson vs. Cleveland St. (2/8/18)	1.000 (10-10) - Killian Tillie at Gonzaga (12/18/17)
Offensive Rebounds	7 - three times	6 - Naz Bohannon vs. Y'town St. (2/10/18)
Defensive Rebounds	8 - three times	13 - twice
Total Rebounds	12 - Elijah Goss vs. Anderson (11/13/17)	14 - twice
Assists	6 - four times	9 - Eddie Miles vs. IU Kokomo (12/22/17)
Turnovers	5 - three times	8 - Justin Mitchell at Wright State (12/30/17)
Blocked Shots	3 - three times	5 - Brandon Gilbeck at W. Illinois (11/28/17)
Steals	4 - four times	5 - Jordan Blount at UIC (1/27/18)
Minutes Played (regulation game)	38 - twice	40 - twice
Minutes Played (OT game)		

2017-2018 TEAM SUPERLATIVES

IUPUI High	IUPUI Low	Statistical Category	Opponent High	Opponent Low
87 vs. IUK (12/22)	52 at Wright St. (12/30)	Points	101 at Gonzaga (12/18)	43 vs. Anderson (11/13)
45 vs. UDM (1/16)	19 - twice	First Half Points	49 at Oakland (2/4)	21 vs. Anderson (11/13)
53 at W. Illinois (11/28)	24 vs. UIC (1/4)	Second Half Points	54 at Gonzaga (12/18)	22 vs. Anderson (11/13)
34 - twice	15 at Bradley (11/11)	Field Goals	34 at Gonzaga (12/18)	13 vs. Anderson (11/13)
73 at W. Illinois (11/28)	44 vs. Cleveland St. (2/8)	Field Goal Attempts	65 vs. IUK (12/22)	43 vs. UIC (1/4)
.596 at E. Illinois (11/17)	.283 at Bradley (11/11)	FG Percentage	.680 at Gonzaga (12/18)	.255 vs. Anderson (11/13)
14 vs. Milwaukee (1/10)	3 vs. Cleveland St. (2/8/18)	3-Point Field Goals	12 at Bradley (11/11)	1 at Green Bay (1/2)
31 at Washington St. (12/16)	9 vs. Cleveland St. (2/8/18)	3-Point Field Goal Att.	29 vs. UDM (1/16)	9 vs. UIC (1/4)
.560 vs. Milwaukee (1/10)	.211 vs. UIC (1/4)	3-Point FG Percentage	.688 vs. SIUE (12/6)	.059 at Green Bay (1/2)
23 vs. Cleveland St. (2/8/18)	1 at Washington St. (12/16)	Free Throws	26 - twice	6 at Bradley (11/11)
35 vs. Cleveland St. (2/8/18)	2 at Washington St. (12/16)	Free Throw Attempts	34 vs. UIC (1/4)	9 at Washington St. (12/16)
.867 at Ball State (12/2)	.400 at Y'town St. (1/25)	Free Throw Percentage	.941 at Purdue (12/10)	.500 at Bradley (11/11)
18 at W. Illinois (11/28)	6 vs. Cleveland St. (2/8/18)	Offensive Rebounds	18 at Y'town St. (1/25)	5 - twice
32 vs. IUK (12/22)	11 at Y'town St. (1/25)	Defensive Rebounds	32 - three times	15 vs. Cleveland St. (2/8/18)
46 vs. Green Bay (1/12)	19 at Y'town St. (1/25)	Total Rebounds	41 at UIC (1/27)	22 vs. Cleveland St. (2/8/18)
28 - twice	10 at Y'town St. (1/25)	Fouls	25 - three times	8 at Washington St. (12/16)
21 vs. SIUE (12/6)	8 at Bradley (11/11)	Assists	20 - three times	6 vs. Anderson (11/13)
21 at Cleveland St. (1/18)	9 at Washington St. (12/16)	Turnovers	23 vs. Anderson (11/13)	9 at Oakland (2/4)
9 - twice	0 - twice	Blocked Shots	9 at UIC (1/27)	0 vs. Cleveland St. (2/8/18)
10 - twice	2 at Oakland (2/4)	Steals	13 at Cleveland St. (1/18)	3 - three times

2017-2018 GAME-BY-GAME LEADERS / STARTING FIVES

Opponent	Starting 5	Points	Rebounds	Assists	Blocks	Steals
Carroll University #	Minnett-Henderson-Patterson-Hall-Brennan	Brennan (15)	Kirby (9)	Henderson (4)	Kirby (3)	Henderson (6)
at Bradley	Minnett-Henderson-Patterson-Hall-Brennan	Patterson (16)	Hall (7)	Henderson (3)	Hall (1)	Henderson (2)
Anderson	Minnett-Henderson-Patterson-Kirby-Brennan	Brennan (18)	Goss (12)	McCall (4)	Goss (3)	Henderson (3)
at Eastern Illinois	Minnett-Henderson-Patterson-Hall-Brennan	Brennan (25)	Brennan (7)	Patterson (6)	---	Patterson (2)
Morehead State	Henderson-McCall-Patterson-Hall-Brennan	Brennan (15)	Brennan (7)	2 tied w/ (3)	2 tied w/ (1)	McCall (2)
at Western Illinois	Henderson-McCall-Patterson-Hall-Brennan	McCall (25)	McCall (8)	Rogers (4)	w tied w/ (1)	2 tied w/ (2)
at Ball State	Minnett-Rogers-McCall-Hall-Brennan	Patterson (14)	Kirby (7)	3 tied w/ (2)	Rogers (1)	2 tied w/ (3)
SIUE	Henderson-Rogers-Patterson-Hall-Brennan	Brennan (25)	McCall (9)	Rogers (5)	2 tied w/ (3)	McCall (4)
at Purdue	Rogers-McCall-Patterson-Hall-Brennan	Kirby (16)	Goss (6)	Minnett (2)	Hall (1)	McCall (4)
at Washington St.	Rogers-McCall-Patterson-Hall-Brennan	Patterson (19)	Patterson (6)	2 tied w/ (3)	Brennan (2)	McCall (2)
at Gonzaga	Rogers-McCall-Patterson-Hall-Brennan	Henderson (18)	Kirby (5)	Rogers (5)	---	Patterson (2)
IU Kokomo	Rogers-McCall-Patterson-Hall-Brennan	Henderson (19)	Henderson (8)	Patterson (5)	4 tied w/ (1)	McCall (3)
at Northern Ky.	Rogers-McCall-Patterson-Hall-Brennan	McCall (11)	McCall (7)	Rogers (3)	Goss (2)	McCall (2)
at Wright State	Rogers-McCall-Patterson-Hall-Brennan	Minnett (11)	Hall (6)	3 tied w/ (2)	2 tied w/ (1)	Goss (2)
at Green Bay	Rogers-McCall-Patterson-Hall-Brennan	Henderson (13)	Hall (10)	3 tied w/ (3)	Hall (2)	McCall (4)
UIC	Rogers-McCall-Patterson-Hall-Brennan	Brennan (18)	Hall (7)	Rogers (6)	2 tied w/ (2)	Henderson (3)
Milwaukee	Rogers-McCall-Patterson-Hall-Brennan	Brennan (22)	Hall (9)	Rogers (5)	Hall (2)	Hall (3)
Green Bay	Rogers-McCall-Patterson-Hall-Brennan	Patterson (16)	Brennan (11)	McCall (4)	Patterson (2)	2 tied w/ (3)
Detroit Mercy	Rogers-McCall-Patterson-Hall-Brennan	Brennan (15)	2 tied w/ (7)	Rogers (6)	2 tied w/ (2)	3 tied w/ (2)
at Cleveland State	Rogers-McCall-Patterson-Hall-Brennan	Brennan (17)	McCall (7)	McCall (6)	Kirby (1)	McCall (3)
at Y'town State	Rogers-McCall-Patterson-Hall-Brennan	Brennan (14)	Patterson (5)	McCall (4)	Hall (2)	2 tied w/ (2)
at UIC	Rogers-McCall-Patterson-Hall-Brennan	Patterson (18)	Hall (11)	Rogers (5)	Patterson (2)	Brennan (3)
at Detroit Mercy	Rogers-McCall-Patterson-Hall-Brennan	Minnett (12)	Hall (9)	Patterson (3)	3 tied w/ (1)	2 tied w/ (2)
at Oakland	Rogers-McCall-Borgman-Hall-Brennan	2 tied w/ (16)	Hall (11)	Rogers (4)	2 tied w/ (1)	2 tied w/ (1)
Cleveland State	Rogers-McCall-Patterson-Hall-Brennan	Henderson (19)	McCall (7)	Henderson (5)	3 tied w/ (1)	Henderson (3)
Y'town State	Rogers-McCall-Patterson-Hall-Brennan	Henderson (22)	Hall (7)	Rogers (4)	2 tied w/ (1)	Patterson (4)
at Milwaukee						
Oakland						
Wright State						
Northern Ky.						
HL 1st Rd.						
HL 2nd Rd.						
HL 3rd Rd.						
HL Semis						
HL Finals						

2017-2018 POINTS-REBOUNDS-ASSISTS

Opponent	Date	Score		00	01	10	12	22	24	25
				MINNETT,JA	HENDERSON,	ROGERS,NIC	HUDSON,CHA	MCCALL,DJ	HALL, EVAN	PATTERSON,
at Bradley	11/11/17	53-68	L	5-2-1	10-3-3	DNP	0-1-0	DNP	11-7-1	16-2-1
ANDERSON	11/13/17	75-43	W	5-0-2	10-2-3	DNP	3-0-1	3-2-4	DNP	9-3-3
at Eastern Illinois	11/17/17	79-80	L	8-1-1	10-3-5	DNP	DNP	0-5-0	13-5-2	19-4-6
MOREHEAD STATE	11/21/17	67-61	W	11-0-2	11-5-3	0-2-2	DNP	8-4-3	6-1-0	10-1-1
at Western Illinois	11/28/17	77-90	L	12-4-2	7-2-2	4-0-4	DNP	25-8-1	4-6-0	5-2-2
at Ball State	12/02/17	64-83	L	8-0-1	11-1-2	5-1-2	DNP	0-6-2	4-3-0	14-3-1
SIUE	12/06/17	81-82	L	3-1-1	10-3-4	7-0-5	DNP	8-9-2	12-4-1	8-2-3
at Purdue	12/10/17	61-86	L	12-3-2	10-1-1	6-1-1	2-0-1	4-2-1	0-1-1	3-2-1
at Washington State	12/16/17	59-72	L	5-4-1	9-2-3	2-5-3	DNP	3-1-2	4-4-0	19-6-1
at Gonzaga	12/18/17	71-101	L	5-0-1	18-4-1	0-0-5	0-0-0	4-4-0	12-4-0	9-1-1
IU KOKOMO	12/22/17	87-76	W	8-2-2	19-8-2	2-0-4	2-0-0	6-2-2	13-4-1	16-5-5
at Northern Kentucky	12/28/17	59-77	L	3-0-2	7-4-1	5-1-3	2-0-0	11-7-1	9-2-0	9-2-1
at Wright State	12/30/17	52-60	L	11-1-2	6-1-1	6-1-2	DNP	5-3-0	3-6-1	10-2-1
at Green Bay	01/02/18	67-63	W	9-2-0	13-3-1	11-4-3	DNP	5-9-3	10-10-1	4-5-3
UIC	01/04/18	65-70	L	6-0-0	8-1-1	7-4-6	DNP	2-3-2	10-7-1	8-2-1
MILWAUKEE	01/10/18	72-71	W	6-0-3	5-1-0	9-2-5	DNP	9-1-2	4-9-1	12-2-1
GREEN BAY	01/12/18	67-61	W	4-1-1	8-1-0	4-4-2	DNP	5-5-4	6-10-0	16-5-1
DETROIT MERCY	01/16/18	81-66	W	8-3-0	11-2-2	8-1-6	DNP	13-3-1	4-7-0	14-3-3
at Cleveland State	01/18/18	67-70	L	4-1-0	8-2-2	6-2-4	DNP	7-7-6	11-4-1	9-3-1
at Youngstown State	01/20/18	62-85	L	8-0-1	11-1-2	1-0-2	0-0-0	6-1-4	7-3-0	9-5-1
at UIC	01/27/18	62-71	L	0-3-2	2-1-2	11-1-5	DNP	6-3-0	8-11-0	18-2-2
at Detroit Mercy	02/02/18	60-74	L	12-2-0	9-2-2	4-1-2	DNP	6-7-2	10-9-1	11-5-3
at Oakland	02/04/18	74-82	L	16-0-2	14-2-0	6-1-4	DNP	6-4-1	3-11-2	4-3-1
CLEVELAND STATE	02/08/18	78-73	W	10-1-0	19-4-5	4-1-0	DNP	6-7-1	6-6-0	5-0-3
YOUNGSTOWN STATE	02/10/18	80-84	L	9-1-2	22-2-1	3-1-4	DNP	2-2-1	5-7-1	17-5-0

Opponent	Date	Score		31	32	35	40	45
				KIRBY,MAUR	GOSS,ELYJA	THOMAS,NOA	BORGMAN,EV	BRENNAN,AA
at Bradley	11/11/17	53-68	L	1-5-0	2-6-0	DNP	2-1-0	6-2-2
ANDERSON	11/13/17	75-43	W	9-9-1	8-12-0	4-4-0	6-3-0	18-6-3
at Eastern Illinois	11/17/17	79-80	L	0-4-2	4-0-1	DNP	DNP	25-7-2
MOREHEAD STATE	11/21/17	67-61	W	2-2-0	4-4-0	DNP	DNP	15-7-2
at Western Illinois	11/28/17	77-90	L	2-3-1	10-1-1	DNP	DNP	8-6-1
at Ball State	12/02/17	64-83	L	8-7-1	7-6-1	DNP	DNP	7-1-1
SIUE	12/06/17	81-82	L	6-4-1	2-1-0	DNP	DNP	25-5-4
at Purdue	12/10/17	61-86	L	16-4-1	2-6-1	0-0-0	0-0-0	6-2-0
at Washington State	12/16/17	59-72	L	2-5-0	9-2-0	DNP	DNP	6-0-1
at Gonzaga	12/18/17	71-101	L	11-5-0	6-4-1	DNP	0-0-0	6-0-0
IU KOKOMO	12/22/17	87-76	W	7-7-0	6-5-2	DNP	0-0-0	8-5-2
at Northern Kentucky	12/28/17	59-77	L	4-4-0	2-2-0	DNP	0-1-0	7-5-2
at Wright State	12/30/17	52-60	L	2-3-0	2-4-0	DNP	DNP	7-2-2
at Green Bay	01/02/18	67-63	W	4-2-0	0-3-0	DNP	DNP	11-3-2
UIC	01/04/18	65-70	L	6-1-1	0-1-0	DNP	DNP	18-6-1
MILWAUKEE	01/10/18	72-71	W	5-6-0	0-1-0	DNP	DNP	22-4-3
GREEN BAY	01/12/18	67-61	W	6-4-0	3-1-0	DNP	DNP	15-11-3
DETROIT MERCY	01/16/18	81-66	W	4-4-1	4-3-0	DNP	DNP	15-7-4
at Cleveland State	01/18/18	67-70	L	3-3-0	2-2-0	DNP	DNP	17-5-1
at Youngstown State	01/20/18	62-85	L	6-2-0	0-3-1	DNP	0-0-0	14-2-2
at UIC	01/27/18	62-71	L	2-3-1	7-3-0	DNP	DNP	8-5-2
at Detroit Mercy	02/02/18	60-74	L	2-1-1	0-2-0	DNP	DNP	6-4-1
at Oakland	02/04/18	74-82	L	4-4-0	5-9-1	DNP	0-0-0	16-4-1
CLEVELAND STATE	02/08/18	78-73	W	2-2-0	9-4-0	DNP	DNP	17-4-1
YOUNGSTOWN STATE	02/10/18	80-84	L	2-4-0	4-5-0	DNP	DNP	16-4-1

2017-2018 COMPARISON STATISTICS

Opponent	1st	2nd	Score	Mar	Total FG	FG Pct	3-Pointers	3FG Pct	Free Throws	FT Pct	Rebounds	Assist	T/Over	Block	Steal	Fouls
Bradley	19/28	34/40	53-68	(15)	15-53/25-56	.283/.446	6-20/12-21	.300/.571	17-20/6-12	.850/.500	35/39 (4)	8/20	12/14	1/3	6/4	17/20
ANDERSON	41/21	34/22	75-43	+32	29-56/13-51	.518/.255	6-18/4-24	.333/.167	11-14/13-24	.786/.542	41/32 +9	17/6	19/23	9/4	9/8	21/17
Eastern Illinois	41/38	38/42	79-80	(1)	34-57/24-47	.596/.511	8-17/9-20	.471/.450	3-7/23-31	.429/.742	29/26 +3	19/12	15/10	0/1	5/8	20/13
MOREHEAD STATE	32/25	35/36	67-61	+6	20-45/22-51	.444/.431	5-16/5-20	.313/.250	22-32/12-18	.688/.667	31/31 -	13/7	14/18	2/4	5/4	22/25
Western Illinois	24/48	53/42	77-90	(13)	29-73/29-48	.397/.604	9-30/10-17	.300/.588	10-18/22-26	.556/.846	34/37 (3)	14/14	10/17	2/8	8/3	21/14
Ball State	23/41	41/42	64-83	(19)	22-58/31-58	.379/.534	7-21/10-28	.333/.357	13-15/11-17	.867/.647	30/36 (6)	11/19	18/15	1/4	10/7	18/15
SIUE	41/42	40/40	81-82	(1)	30-60/27-47	.500/.574	6-23/11-16	.261/.688	15-26/17-25	.577/.680	31/30 +1	21/13	10/16	9/4	8/3	20/25
Purdue	31/40	30/46	61-86	(25)	23-54/31-57	.426/.544	7-21/8-26	.333/.308	8-11/16-17	.727/.941	26/30 (4)	10/20	18/13	1/3	7/11	18/11
Washington State	30/36	29/36	59-72	(13)	24-71/28-51	.338/.549	10-31/8-20	.233/.400	1-2/8-9	.500/.889	33/37 (4)	11/20	9/14	3/8	6/6	12/8
Gonzaga	31/47	40/54	71-101	(30)	25-64/34-50	.391/.680	5-22/8-18	.277/.444	16-21/25-29	.762/.862	24/38 (14)	9/16	10/17	0/2	4/7	23/20
IU KOKOMO	35/36	52/40	87-76	+11	34-68/27-65	.500/.415	7-19/9-23	.368/.391	12-19/13-22	.632/.591	43/40 +3	20/15	14/12	4/3	7/8	18/17
Northern Kentucky	22/31	37/46	59-77	(18)	21-62/31-54	.339/.574	8-21/6-15	.381/.400	9-13/9-12	.692/.750	31/38 (7)	10/18	12/13	3/7	7/8	16/15
Wright State	19/26	33/34	52-60	(8)	18-51/22-51	.353/.431	7-23/6-19	.304/.316	9-15/10-13	.600/.769	29/38 (9)	9/13	17/20	2/1	5/10	15/13
Green Bay	33/33	34/30	67-63	+4	25-60/18-46	.417/.391	7-18/1-17	.389/.059	10-21/26-33	.476/.788	43/31 +12	13/13	17/15	4/2	8/12	26/21
UIC	41/34	24/36	65-70	(5)	24-60/21-43	.400/.488	4-19/2-9	.211/.222	13-22/26-34	.591/.765	32/31 +1	13/12	14/17	5/5	9/7	28/22
MILWAUKEE	32/36	40/35	72-71	+1	25-55/27-53	.455/.509	14-25/8-19	.560/.421	8-12/9-13	.667/.692	28/34 (6)	15/10	10/14	6/2	8/3	15/12
GREEN BAY	35/24	32/37	67-61	+6	23-61/22-61	.377/.361	6-24/4-16	.250/.250	15-24/13-17	.625/.765	46/38 +8	11/8	17/14	5/5	7/8	19/23
DETROIT MERCY	45/26	36/40	81-66	+15	28-54/23-57	.519/.404	11-23/11-29	.478/.379	14-24/9-12	.583/.750	39/29 +10	17/11	16/16	6/3	8/7	14/19
Cleveland State	26/32	41/38	67-70	(3)	25-58/25-53	.431/.472	6-23/5-18	.261/.278	11-13/15-18	.846/.833	32/32 -	15/16	21/22	1/1	10/13	14/15
Youngstown State	35/48	27/37	62-85	(23)	24-50/33-64	.480/.516	8-15/10-24	.533/.417	6-15/9-10	.400/.900	19/39 (20)	13/14	16/15	3/5	8/7	10/14
UIC	32/27	30/44	62-71	(9)	18-54/25-55	.333/.455	7-19/4-15	.368/.267	19-28/17-28	.679/.607	35/41 (6)	14/13	15/14	3/9	8/10	23/20
Detroit Mercy	28/38	32/36	60-74	(14)	24-58/25-52	.414/.481	8-20/8-19	.400/.421	4-8/16-20	.500/.800	36/29 +7	12/18	18/15	3/2	9/11	14/10
Oakland	36/49	38/33	74-82	(8)	26-64/27-54	.406/.500	8-23/3-15	.348/.200	14-24/25-33	.583/.758	42/36 +6	12/13	13/9	2/6	2/8	28/21
CLEVELAND STATE	35/25	43/48	78-73	+5	26-44/26-54	.591/.481	3-9/8-21	.333/.381	23-35/13-17	.657/.765	29/22 +7	10/7	16/15	3/0	6/4	19/25
YOUNGSTOWN STATE	37/47	43/37	80-84	(4)	26-56/29-56	.464/.518	8-20/9-23	.400/.391	20-28/17-22	.714/.773	37/26 +11	10/17	15/11	2/6	8/8	18/22

Note: Game totals are displayed in the format TEAM/OPPONENT for each category

HEAD COACH JASON GARDNER



Jason Gardner was named the eighth head coach in IUPUI men's basketball program's history on April 2, 2014. Gardner, the 1999 winner of the Indiana Mr. Basketball Award, spent a year on the University of Memphis bench and two seasons at Loyola prior to that.

In his first season on the Jaguars' bench, he guided IUPUI to 10 wins, more than tripling the program's Division I win total from a year prior. His hiring paid immediate dividends on the recruiting trail, as he immediately inked five Division I transfers, four of whom were former in-state standouts.

In year two, Gardner led the Jags to a 13-win season against one of the nation's stiffest schedules, including a 9-7 mark in league play and a finish in the top half of the league standings. He upped his program's win total to 14 in his third year while coaching the program's first Academic All-American (Matt O'Leary).

Gardner has shown he's a proven recruiter, inking talent, both through high school signees, transfers and graduate transfers.

While at Memphis, Gardner helped the Tigers to a 24-10 record as Shaq Goodwin and Joe Jackson earned All-Conference accolades. In addition, Memphis forward Austin Nichols was a unanimous selection to the American Athletics Conference All-Rookie Team after averaging 9.1 points and 4.2 boards per game. Gardner was a college teammate of current Memphis Head Coach Josh Pastner at Arizona.

Prior to coming to Memphis, Gardner was an assistant under Porter Moser at Loyola, helping the Ramblers to an eight-game improvement from 2011-12 to 2012-13. He coached Ben Averkamp to All-Horizon League accolades for two straight seasons, while Loyola point guard Cully Payne was a Bob Cousy Award nominee. He also helped recruit one of the top signing classes in the Horizon League prior to the 2012-13 season. Gardner's coaching career began in 2010 when he served as an assistant at nearby Cathedral High School.

Gardner's racked up numerous accolades during his prestigious high school, college and professional playing careers. He was a 1999 McDonald's and Parade All-American while at North Central High School, finishing his prep career with a school record 1,669 points. He was a two-time Gatorade Circle of Champions Indiana Player of the Year and was named the 1998-99 Indianapolis County Player of the Year by The Indianapolis Star and Indianapolis News. His senior season, he helped NCHS to the IHSAA 4A state championship and Tournament of Champions title while averaging 22.6 points, 4.7 rebounds, 4.0 assists and 3.0 steals per game.

The 5-foot-10 point guard was recruited to the University of Arizona by legendary Head Coach Lute Olsen, where he was a four-year All-American for the Wildcats. He was the 2002-03 Naismith National Player of the Year and Lowe's Senior CLASS award recipient. He was the 2000 consensus National Freshman of the Year and closed his career as one of four players in Pac-12 history with 1,500 points, 500 assists and 200 steals for a career. He helped lead Arizona to two Pac-12 regular season titles (2000, 2003) and four consecutive NCAA Tournament berths. The Wildcats made three Sweet Sixteens (2001, 2002, 2003), two Elite Eights (2001, 2003) and were the NCAA national runner-up in 2001. All total, Arizona won 107 games during Gardner's four seasons and he still holds school records for games started (135) and minutes played (4,825), while ranking third in school history with 1,984 career points. He also finished second in threes made (318) and fourth in assists (622). He earned his degree from the university in 2011 in disciplinary studies.

Gardner later played professionally overseas for more than eight years, primarily in Germany. In 2009, he was named MVP of German Basketball Bundesliga after helping Oldenburg to the league crown, averaging 13.7 points, 4.0 assists and 3.0 boards per game. He was a two-time Basketball Bundesliga All-Star, including starting the 2007 game.

Gardner is married to the former Jacquelyn Maxberry and the couple has four children, Jasper, Jason Jr., Jacob and Jackson.



THE GARDNER FILE

School: Arizona, '11

Seasons with IUPUI: fourth season

Career Record: 45-75 (4th year)

Coaching Experience:

..... 2014-pres., Head Coach, IUPUI

..... 2013-14, Assistant Coach, Memphis

..... 2011-13, Assistant Coach, Loyola (Ill.)

..... 2010-11, Assistant Coach, Cathedral H.S.



IUPUI PLAYER CAREER STATS

BRENNAN, Aaron

Season	gp-gs	min/avg	Total		3-Point		F-Throws		Rebounds										Scoring	
			fg-fga	pct	fg-fga	pct	ft-fita	pct	off	def	tot	avg	pf	fo	ast	to	blk	stl	pts	avg
2014-15	28-24	585/20.9	71-136	.522	3-8	.375	33-46	.717	36	52	88	3.1	72	1	27	44	7	21	178	6.4
2015-16	32-9	569/17.8	55-144	.382	1-9	.111	26-31	.839	37	78	115	3.6	68	0	33	31	11	12	137	4.3
2016-17	32-9	596/18.6	102-203	.502	27-57	.474	39-54	.722	27	85	112	3.5	76	4	26	30	10	16	270	8.4
2017-18	25-25	679/27.2	121-260	.465	25-76	.329	52-67	.776	34	73	107	4.3	63	3	44	46	14	25	319	12.8
TOTAL	117-67	2429/20.8	349-743	.470	56-150	.373	150-198	.758	134	288	422	3.6	279	8	130	151	42	74	904	7.7

HALL, Evan

Season	gp-gs	min/avg	Total		3-Point		F-Throws		Rebounds										Scoring	
			fg-fga	pct	fg-fga	pct	ft-fita	pct	off	def	tot	avg	pf	fo	ast	to	blk	stl	pts	avg
2015-16	23-11	383/16.7	50-97	.515	1-1	1.000	19-47	.404	41	50	91	4.0	67	4	14	17	7	10	120	5.2
2016-17	30-23	596/19.9	96-163	.589	0-0	.000	35-89	.393	73	83	156	5.2	83	1	14	40	24	16	227	7.6
2017-18	24-24	526/21.9	75-176	.426	0-0	.000	25-88	.284	61	80	141	5.9	69	1	15	45	17	16	175	7.3
TOTAL	77-58	1505/19.5	221-436	.507	1-1	1.000	79-224	.353	175	213	388	5.0	219	6	43	102	48	42	522	6.8

HENDERSON, T.J.

Season	gp-gs	min/avg	Total		3-Point		F-Throws		Rebounds										Scoring	
			fg-fga	pct	fg-fga	pct	ft-fita	pct	off	def	tot	avg	pf	fo	ast	to	blk	stl	pts	avg
2015-16	32-2	522/16.3	49-130	.377	22-64	.344	27-39	.692	5	48	53	1.7	48	1	35	44	2	30	147	4.6
2016-17	32-0	566/17.7	60-134	.448	30-75	.400	39-56	.696	10	40	50	1.6	58	1	52	38	5	32	189	5.9
2017-18	25-5	590/23.6	85-200	.425	31-95	.326	67-82	.817	15	46	61	2.4	45	0	49	62	4	25	268	10.7
TOTAL	89-7	1678/18.9	194-464	.418	83-234	.355	133-177	.751	30	134	164	1.8	151	2	136	144	11	87	604	6.8

HUDSON, Chad

Season	gp-gs	min/avg	Total		3-Point		F-Throws		Rebounds										Scoring	
			fg-fga	pct	fg-fga	pct	ft-fita	pct	off	def	tot	avg	pf	fo	ast	to	blk	stl	pts	avg
2016-17	10-0	23/2.3	1-4	.250	1-3	.333	1-4	.250	0	3	3	0.3	3	0	2	3	0	1	4	0.4
2017-18	7-0	25/3.6	2-6	.333	0-3	.000	5-7	.714	0	1	1	0.1	7	0	2	2	0	0	9	1.3
TOTAL	17-0	48/2.8	3-10	.300	1-6	.167	6-11	.545	0	4	4	0.2	10	0	4	5	0	1	13	0.8

McCALL, D.J.

Season	gp-gs	min/avg	Total		3-Point		F-Throws		Rebounds										Scoring	
			fg-fga	pct	fg-fga	pct	ft-fita	pct	off	def	tot	avg	pf	fo	ast	to	blk	stl	pts	avg
2014-15	31-15	664/21.4	52-124	.419	6-19	.316	39-61	.639	31	58	89	2.9	49	1	38	55	1	19	149	4.8
2016-17	32-22	678/21.2	51-120	.425	5-18	.278	45-77	.584	66	95	161	5.0	71	0	48	41	8	22	152	4.8
2017-18	24-22	635/26.5	57-128	.445	10-32	.313	26-44	.591	43	62	105	4.4	56	2	45	37	9	41	150	6.3
TOTAL	87-59	1977/22.7	160-372	.430	21-69	.304	110-182	.604	140	215	355	4.1	176	3	131	133	18	82	451	5.2

PATTERSON, Ron

Season	gp-gs	min/avg	Total		3-Point		F-Throws		Rebounds										Scoring	
			fg-fga	pct	fg-fga	pct	ft-fita	pct	off	def	tot	avg	pf	fo	ast	to	blk	stl	pts	avg
2016-17	32-10	757/23.7	107-242	.442	62-156	.397	21-30	.700	15	64	79	2.5	70	2	64	40	13	44	297	9.3
2017-18	25-23	710/28.4	98-235	.417	55-150	.367	23-34	.676	14	61	75	3.0	52	1	47	39	17	30	274	11.0
TOTAL	57-33	1467/25.7	205-477	.430	117-306	.382	44-64	.688	29	125	154	2.7	122	3	111	79	30	74	571	10.0

IUPUI PLAYER CAREER-HIGHS (bold means occurred in 2017-18 season)

	#0 JAYLEN MINNETT	#1 T.J. HENDERSON	#10 NICK ROGERS	#12 CHAD HUDSON	#22 D.J. McCALL	#24 EVAN HALL	#25 RON PATTERSON	#31 MAURICE KIRBY	#32 ELYJAH GOSS	#40 EVAN BORGMAN	#45 AARON BRENNAN
Points:	16 (2/4/18)	22 (2/10/18)	11 - 2x	3 - 2x	25 (11/28/17)	21 (1/11/17)	19 - 3x	16 (12/10/17)	10 (11/28/17)	6 (11/13/17)	25 - 2x
Rebounds:	4 - 2x	8 (12/22/17)	5 (12/16/17)	1 - 4x	13 (12/3/16)	11 - 4x	6 - 2x	9 (11/13/17)	12 (11/13/17)	3 (11/13/17)	11 - 2x
Assists:	3 (1/10/18)	6 (11/26/16)	6 - 2x	1 - 4x	7 (12/28/16)	4 (12/12/16)	6 - 2x	2 - 2x	2 (12/22/17)	---	4 - 4x
FG:	6 (2/4/18)	8 (12/22/17)	4 (1/2/18)	1 - 3x	9 (11/28/17)	9 (1/11/17)	8 (11/17/17)	8 (12/10/17)	4 - 2x	2 (11/13/17)	12 (11/17/17)
FGA:	14 (2/4/18)	12 - 5x	11 (1/2/18)	2 - 2x	20 (11/28/17)	13 (11/17/17)	16 (12/16/17)	12 (12/10/17)	8 (11/13/17)	3 (11/13/17)	17 - 2x
3FG:	4 - 2x	3 - 5x	2 - 2x	1 (12/12/16)	3 - 3x	1 (11/13/15)	6 (1/27/18)	---	1 - 3x	---	4 (1/10/18)
3FGA:	10 (2/4/18)	8 (1/4/18)	5 (12/30/17)	2 (12/12/16)	7 (11/28/17)	1 (11/13/15)	13 (12/16/17)	---	2 - 3x	1 (11/13/17)	9 (1/10/18)
FT:	4 (12/10/17)	9 (2/8/18)	8 - 2x	3 (11/13/17)	7 - 2x	8 (12/12/16)	4 (1/16/18)	5 (12/18/17)	4 - 2x	2 - 2x	6 - 4x
FTA:	4 (12/10/17)	10 (11/21/17)	10 (1/27/18)	4 (11/13/17)	10 (12/29/14)	9 - 2x	6 - 2x	6 (12/18/17)	6 (12/22/17)	2 - 3x	8 - 2x
Blocks:	1 (12/22/17)	2 - 2x	1 - 2x	---	2 (1/16/18)	3 - 3x	3 (12/6/17)	2 - 2x	3 (11/13/17)	---	3 - 2x
Steals:	3 (12/2/17)	4 - 2x	2 - 4x	1 (11/18/16)	4 - 3x	3 (1/10/18)	4 - 2x	2 (12/10/17)	2 - 2x	---	3 - 4x
Minutes:	37 (11/11/17)	38 (11/17/17)	33 (1/4/18)	12 (11/13/17)	38 (2/19/15)	33 (1/18/17)	38 (11/17/17)	23 - 3x	23 (11/11/17)	13 (11/13/17)	35 (11/17/17)

LAST FOUR BOX SCORES

GAME #22 • DETROIT MERCY 74, IUPUI 60 (DETROIT, MICH.)

IUPUI 60 • 7-15 (4-7 HL)

#	Player	Total		3-Ptr		Rebounds			PF	TP	A TO Blk Stl					Min
		FG-FGA	FG-FGA	FT-FTA	Off Def Tot	Off Def Tot	PF	TP								
24	HALL, Evan	f	5-8	0-0	0-2	4 5 9	3 10	1 3 0 1	25							26
45	BRENNAN, Aaron	f	3-11	0-0	0-0	3 1 4	0 6	1 0 1 2	25							25
10	ROGERS, Nick	g	2-2	0-0	0-0	0 1 1	1 4	2 1 0 2	18							18
22	McCALL, D.J.	g	1-5	0-1	4-6	2 5 7	2 6	2 2 1 1	30							31
25	PATTERSON, Ron	g	4-10	3-7	0-0	1 4 5	2 11	3 3 1 0	31							31
00	MINNETT, Jaylen		4-9	4-9	0-0	1 1 2	1 12	0 3 0 0	21							21
01	HENDERSON, T.J.		4-7	1-3	0-0	0 2 2	1 9	2 5 0 1	25							25
31	KIRBY, Maurice		1-3	0-0	0-0	0 1 1	2 2	1 0 0 1	11							11
32	GOSS, Elyjah		0-3	0-0	0-0	1 1 2	2 0	0 0 0 1	13							13
Team						2 1 3		1								
Totals			24-58	8-20	4-8	14 22 36	14 60	12 18 3 9	200							
FG % 1st Half: 12-28		42.9%	2nd half: 12-30		40.0%	Game: 24-58		41.4%	Deadball		Rebounds		3			
3FG % 1st Half: 2-8		25.0%	2nd half: 6-12		50.0%	Game: 8-20		40.0%								
FT % 1st Half: 2-4		50.0%	2nd half: 2-4		50.0%	Game: 4-8		50.0%								

Detroit Mercy 74 • 7-17 (3-8 HL)

#	Player	Total		3-Ptr		Rebounds			PF	TP	A TO Blk Stl					Min
		FG-FGA	FG-FGA	FT-FTA	Off Def Tot	Off Def Tot	PF	TP								
00	CHATMAN, Kameron	f	7-16	2-3	5-5	3 5 8	1 21	4 1 0 3	39							39
02	PRINCE, Roschon	f	5-6	0-0	4-5	1 3 4	4 14	1 1 0 1	19							19
11	LONG, Cole	f	4-8	2-4	2-3	2 3 5	0 12	7 4 2 1	38							38
40	BLACK, DeShawndre	g	4-9	2-5	3-3	0 3 3	1 13	3 2 0 2	36							36
23	MCFFOLLEY, Josh	g	5-11	2-5	2-4	0 1 1	1 14	2 2 0 4	35							35
12	EICHLER, Malik		0-0	0-0	0-0	0 1 1	1 0	0 1 0 0	4							4
13	BALLANTYNE, Jack		0-2	0-2	0-0	0 3 3	2 0	1 3 0 0	20							20
15	JOUBERT, Jacob		0-0	0-0	0-0	0 0 0	0 0	0 1 0 0	9							9
Team						2 2 4										
Totals			25-52	8-19	16-20	8 21 29	10 74	18 15 2 11	200							
FG % 1st Half: 13-25		52.0%	2nd half: 12-27		44.4%	Game: 25-52		48.1%	Deadball		Rebounds		1			
3FG % 1st Half: 5-11		45.5%	2nd half: 3-8		37.5%	Game: 8-19		42.1%								
FT % 1st Half: 7-8		87.5%	2nd half: 9-12		75.0%	Game: 16-20		80.0%								

Officials: Terry Oglesby, Stephen McKinnis, Brooks Wells
Technical fouls: IUPUI-None. Detroit Mercy-None.
Attendance: 1018

Score by periods	1st	2nd	Total
IUPUI	28	32	60
Detroit Mercy	38	36	74

Last FG - IUPUI 2nd-00:46, UDM 2nd-01:32.

Largest lead - IUPUI None, UDM by 18 1st-07:59.

IUPUI led for 00:00. UDM led for 38:46. Game was tied for 01:14.

Score tied - 0 times.
Lead changed - 0 times.

GAME #23 • OAKLAND 82, IUPUI 74 (ROCHESTER, MICH.)

IUPUI 74 • 7-16, 4-7 HL

#	Player	Total		3-Ptr		Rebounds			PF	TP	A TO Blk Stl					Min
		FG-FGA	FG-FGA	FT-FTA	Off Def Tot	Off Def Tot	PF	TP								
24	HALL, Evan	f	1-9	0-0	1-2	7 4 11	2 3	2 1 1 1	24							24
40	BORGMAN, Evan	f	0-0	0-0	0-0	0 0 0	0 0	0 0 0 0	4							4
45	BRENNAN, Aaron	f	6-10	2-3	2-4	1 3 4	5 16	1 4 0 1	23							23
10	ROGERS, Nick	g	2-4	1-2	1-2	0 1 1	4 6	4 1 0 0	22							22
22	McCALL, D.J.	g	2-5	0-1	2-2	0 4 4	4 6	1 2 0 0	23							23
00	MINNETT, Jaylen		6-14	4-10	0-0	0 0 0	4 16	2 1 0 0	28							28
01	HENDERSON, T.J.		4-9	1-3	5-6	1 1 2	3 14	0 2 0 0	16							16
25	PATTERSON, Ron		1-5	0-3	2-5	1 2 3	2 4	1 1 0 0	28							28
31	KIRBY, Maurice		2-4	0-0	0-0	0 4 4	2 4	0 0 1 0	14							14
32	GOSS, Elyjah		2-4	0-1	1-3	2 7 9	2 5	1 1 0 0	18							18
Team						3 1 4										
Totals			26-64	8-23	14-24	15 27 42	28 74	12 13 2 2	200							
FG % 1st Half: 14-34		41.2%	2nd half: 12-30		40.0%	Game: 26-64		40.6%	Deadball		Rebounds		3			
3FG % 1st Half: 5-12		41.7%	2nd half: 3-11		27.3%	Game: 8-23		34.8%								
FT % 1st Half: 3-6		50.0%	2nd half: 11-18		61.1%	Game: 14-24		58.3%								

Oakland 82 • 15-10, 7-5 HL

#	Player	Total		3-Ptr		Rebounds			PF	TP	A TO Blk Stl					Min
		FG-FGA	FG-FGA	FT-FTA	Off Def Tot	Off Def Tot	PF	TP								
04	HAYES, Jalen	f	9-12	0-0	3-3	2 2 4	5 21	2 2 2 3	24							24
44	PALMER, Julius	f	0-0	0-0	1-2	1 2 3	2 1	0 1 1 0	9							9
01	NUNN, Kendrick	g	9-16	2-6	5-6	0 2 2	3 25	1 2 1 2	38							38
12	SCOTT, Stan	g	2-4	0-0	3-4	1 7 8	2 7	5 2 2 0	30							30
35	WALKER, Martez	g	3-11	1-5	1-3	0 3 3	2 8	0 1 0 1	38							38
00	GILBERT, Chris		0-0	0-0	0-0	0 0 0	0 0	0 0 0 0	0+							0+
02	DANIELS, Nick		1-5	0-3	9-9	0 3 3	2 11	5 0 0 1	25							25
15	PALOMBIZIO, Chris		2-4	0-1	2-5	1 5 6	3 6	0 0 0 1	20							20
32	COTTER, Tom		1-2	0-0	1-1	1 4 5	2 3	0 0 0 0	16							16
Team						1 1 2		1								
Totals			27-54	3-15	25-33	7 29 36	21 82	13 9 6 8	200							
FG % 1st Half: 20-33		60.6%	2nd half: 7-21		33.3%	Game: 27-54		50.0%	Deadball		Rebounds		2			
3FG % 1st Half: 2-9		22.2%	2nd half: 1-6		16.7%	Game: 3-15		20.0%								
FT % 1st Half: 7-9		77.8%	2nd half: 18-24		75.0%	Game: 25-33		75.8%								

Officials: Rob Kuerner, Michael Griffith, Donnie Epley
Technical fouls: IUPUI-None. Oakland-HAYES, Jalen.
Attendance: 2710

OU #4 Hayes fouled out at 9:35 in the second half
IUPUI #45 Brennan fouled out at 1:00 in the second half

Score by periods	1st	2nd	Total
IUPUI	36	38	74
Oakland	49	33	82

Last FG - IUPUI 2nd-00:24, OAK 2nd-01:00.

Largest lead - IUPUI by 1 1st-17:24, OAK by 17 1st-01:38.

IUPUI led for 00:17. OAK led for 39:15. Game was tied for 00:28.

Score tied - 1 time.
Lead changed - 2 times.

GAME #24 • IUPUI 78, CLEVELAND STATE 73 (INDIANA FARMERS COLISEUM)

Cleveland State 73 • 6-20, 3-10 HL

		Total		3-Ptr		Rebounds									
#	Player	FG-FGA	FG-FGA	FT-FTA	Off	Def	Tot	PF	TP	A	TO	Blk	Stl	Min	
13	KENIC, Stefan	f	5-11	1-3	5-6	1	2	3	3	16	0	1	0	1	30
23	HAIRSTON, Jamarcus	f	1-3	0-1	0-0	0	2	2	1	2	1	2	0	1	22
04	CARPENTER, Kenny	g	3-9	1-3	6-6	2	4	6	2	13	2	1	0	0	39
05	APPLEBY, Tyree	g	6-9	3-5	0-0	0	0	0	4	15	1	6	0	1	21
20	WORD, Bobby	g	2-5	1-4	0-0	0	3	3	4	5	0	2	0	0	19
00	SLOAN, Derek		0-0	0-0	0-0	0	0	0	1	0	0	0	0	0	1
01	THOMAS, Kasheem		2-8	0-2	2-5	1	1	2	2	6	2	1	0	0	25
02	WRIGHT, Anthony		3-3	2-2	0-0	0	1	1	3	8	0	1	0	0	17
03	HIGHSMITH, Dontel		1-3	0-1	0-0	0	1	1	2	2	0	1	0	0	9
11	HALES, Terrell		1-1	0-0	0-0	0	0	0	1	2	0	0	0	1	8
22	CLAYBORNE, Evan		2-2	0-0	0-0	2	0	2	2	4	1	0	0	0	9
Team						1	1	2							
Totals			26-54	8-21	13-17	7	15	22	25	73	7	15	0	4	200
FG % 1st Half: 11-27		40.7%	2nd half: 15-27	55.6%	Game: 26-54		48.1%								Deadball Rebounds 2
3FG % 1st Half: 3-11		27.3%	2nd half: 5-10	50.0%	Game: 8-21		38.1%								
FT % 1st Half: 0-2		0.0%	2nd half: 13-15	86.7%	Game: 13-17		76.5%								

Official Basketball Box Score -- Game Totals -- Final Statistics
 Milwaukee vs IUPUI
 01/10/18 7:00 p.m. at Indianapolis, Ind. (Indiana Farmers)



Milwaukee 71 • 9-9, 2-3 HL

##	Player		Total	3-Ptr	Rebounds			PF	TP	A	TO	Blk	Stl	Min
			FG-FGA	FG-FGA	FT-FTA	Off	Def	Tot						
14	JOHNSON, Vance	f	2-5	0-0	2-2	2	1	3	3	6	0	2	0	11
50	PRAHL, Brett	f	3-4	0-1	4-4	1	4	5	1	10	0	2	2	34
01	BELL, Jeremiah	g	8-17	4-6	1-2	0	4	4	1	21	3	1	0	34
03	STULL, Brock	g	6-12	3-6	0-0	0	6	6	2	15	1	3	0	37
13	HAAS, August	g	2-4	1-3	0-1	0	2	2	1	5	6	2	0	29
00	BARNES, Bryce		0-1	0-1	0-0	0	2	2	1	0	0	1	0	11
05	WARREN-NEWSOME, C		0-2	0-2	2-2	1	0	1	0	2	0	1	0	9
24	NZE, Bryce		6-8	0-0	0-2	4	3	7	3	12	0	1	0	35
Team						2	2	4			1			
Totals			27-53	8-19	9-13	10	24	34	12	71	10	14	2	200

FG % 1st Half: 14-27 51.9% 2nd half: 13-26 50.0% Game: 27-53 50.9%
 3FG % 1st Half: 4-12 33.3% 2nd half: 4-7 57.1% Game: 8-19 42.1%
 FT % 1st Half: 4-6 66.7% 2nd half: 5-7 71.4% Game: 9-13 69.2%

Deadball
Rebounds
1

IUPUI 72 • 5-11, 2-3 HL

##	Player		Total	3-Ptr	Rebounds			PF	TP	A	TO	Blk	Stl	Min
			FG-FGA	FG-FGA	FT-FTA	Off	Def	Tot						
24	HALL, Evan	f	2-6	0-0	0-2	4	5	9	2	4	1	2	2	29
45	BRENNAN, Aaron	f	8-17	4-9	2-2	1	3	4	3	22	3	0	1	32
10	ROGERS, Nick	g	3-9	1-2	2-2	1	1	2	2	9	5	2	0	32
22	McCALL, D.J.	g	3-5	2-2	1-2	0	1	1	0	9	2	0	0	28
25	PATTERSON, Ron	g	4-8	4-7	0-0	0	2	2	2	12	1	4	1	27
00	MINNETT, Jaylen		2-4	2-4	0-0	0	0	0	1	6	3	1	0	18
01	HENDERSON, T.J.		1-2	1-1	2-2	0	1	1	0	5	0	0	0	15
31	KIRBY, Maurice		2-4	0-0	1-2	2	4	6	3	5	0	0	1	16
32	GOSS, Elyjah		0-0	0-0	0-0	0	1	1	2	0	0	0	1	3
Team						1	1	2			1			
Totals			25-55	14-25	8-12	9	19	28	15	72	15	10	6	200

FG % 1st Half: 11-28 39.3% 2nd half: 14-27 51.9% Game: 25-55 45.5%
 3FG % 1st Half: 7-12 58.3% 2nd half: 7-13 53.8% Game: 14-25 56.0%
 FT % 1st Half: 3-4 75.0% 2nd half: 5-8 62.5% Game: 8-12 66.7%

Deadball
Rebounds
1

Officials: Terry Oglesby (R), Kelly Pfeifer, Lewis Garrison
 Technical fouls: Milwaukee-None. IUPUI-None.
 Attendance: 1002

Score by periods	1st	2nd	Total
Milwaukee	36	35	71
IUPUI	32	40	72

	In	Off	2nd	Fast	
Points	Paint	T/O	Chance	Break	Bench
MKE	36	8	15	4	14
IUPUI	20	15	14	2	16

Last FG - MKE 2nd-00:06, IUPUI 2nd-00:00.
 Largest lead - MKE by 8 2nd-16:08, IUPUI by 6 1st-17:24.
 MKE led for 24:35. IUPUI led for 11:45. Game was tied for 03:40.

Score tied - 7 times.
 Lead changed - 8 times.