



2019-2020 IUPUI BASKETBALL GAME NOTES

IUPUI

SCHEDULE/RESULTS

(5-16, 1-7 HORIZON)

Date	Opponent	Result/Time
Oct. 23	# Tiffin (ESPN3)	W, 81-77
Nov. 6	at Butler (FS2)	L, 47-80
Nov. 9	at Bradley (ESPN+)	L, 56-90
Nov. 11	Anderson (ESPN3)	W, 72-55
Nov. 13	^ at South Florida (ESPN3)	W, 70-53
Nov. 20	^ at Loyola (Ill.) (NBCSCH+ / ESPN+)	L, 62-85
Nov. 25	^ vs. Loyola (Md.)	L, 77-81
Nov. 26	^ vs. Southern	L, 77-83
Nov. 30	Evansville (ESPN+)	L, 64-70
Dec. 4	at Morehead St. (ESPN+)	L, 51-56
Dec. 7	at Ball St. (ESPN+)	L, 54-102
Dec. 10	IU South Bend (ESPN3)	W, 80-60
Dec. 14	Purdue Fort Wayne (ESPN+)	W, 74-65
Dec. 20	at Fresno St. (Mountain West Net)	L, 64-95
Dec. 28	* Youngstown St.	L, 73-83
Dec. 30	* Cleveland St. (ESPN+)	L, 80-82
Jan. 3	* at Milwaukee (ESPN3)	L, 74-78
Jan. 5	* at Green Bay (ESPN+)	W, 93-78
Jan. 10	* Wright St. (ESPN3)	L, 70-84
Jan. 12	* Northern Ky. (ESPN+)	L, 71-96
Jan. 18	* UIC (ESPN3)	L, 66-75
Jan. 23	* at Detroit Mercy (ESPN+)	L, 64-76
Jan. 25	* at Oakland (ESPN3)	3:00 pm
Jan. 30	* at Cleveland St. (ESPN+)	7:00 pm
Feb. 1	* at Youngstown St. (ESPN3)	6:00 pm
Feb. 6	* Green Bay (ESPN+)	11:00 am
Feb. 8	* Milwaukee (ESPN+)	12:00 pm
Feb. 14	* at Northern Ky. (ESPN+)	7:00 pm
Feb. 16	* at Wright St. (ESPN+)	2:00 pm
Feb. 22	* at UIC (ESPN3)	4:12 pm
Feb. 27	* Oakland (ESPN+)	7:00 pm
Feb. 29	* Detroit Mercy (ESPN+)	12:00 pm
Mar. 3	& HL Tourney - 1st rd.	
Mar. 5	& HL Tourney - Quarterfinals	
Mar. 9	& HL Tourney - Semifinals	
Mar. 10	& HL Tourney - Championship	

denotes exhibition
 * denotes Horizon League games
 ^ part of Cayman Islands Classic
 (first two games on campus sites / last two at Omaha)
 & denotes Horizon League Tournament games
 (quarterfinals on campus sites / semis and finals in Indy)

MEDIA COVERAGE

TV: ESPN3
Video Stream: ESPN3
Audio: none
Live Stats: IUPUIJags.com
Twitter: @IUPUIJaguars / @IUPUIMensBball

MBB CONTACT

Ed Holdaway - IUPUI Assistant AD
Email: eholdawa@iupui.edu
Twitter: @EdHoldaway
Cell: 317-908-2645

'03 NCAA TOURNAMENT, 2010 CBI, 2019 CIT

IUPUI (5-16, 1-7 HL) at OAKLAND (7-14, 2-6 HL)

Saturday, January 25, 2020 • 3:00 p.m. • Rochester, Mich. • Athletics Center O'rena (4,000)




STAT BREAKDOWN

IUPUI	OU
68.5 / 77.5	PPG / Opp. PPG 63.8 / 67.8
-9.0	Scoring Margin -4.0
.413 / .459	FG% / Opp. FG% .422 / .417
36.1 (-2.2)	RPG (Margin) 35.9 (+0.8)
.332 / .352	3FG% / Opp. 3FG% .287 / .319
.638	FT% .67
12.9	Assists/G 13.4
14.4 (-1.3)	TO/G (Margin) 14.6 (-2.2)
318 / 326 / 337	NET / KenPom / BPI 230 / 248 / 254

SERIES BREAKDOWN

Overall:	18-28
Rimm vs. OU:	0-0
in Rochester:	12-8
at IUPUI:	3-18
neutral:	3-2
Last Meeting:	Mar. 2, 2019
Outcome:	Oakland 72, IUPUI 63 (Rochester)
Streak:	OU has won 1

THE JAGUARS



PROBABLE STARTERS

No.	Name	Yr.	Pos.	Ht.	Hometown	PPG	RPG	APG	FG%	3FG%	FT%
0	Jaylen Minnett	Jr.	G	6-1	Terre Haute, Ind.	15.3	3.3	3.4	.370	.359	.825
10	Mike DePersia	Fr.	G	5-11	Cherry Hill, N.J.	2.7	2.5	2.6	.302	.074	.516
14	Marcus Burk	Jr.	G	6-3	Indianapolis, Ind.	19.2	3.4	1.8	.437	.388	.778
23	Grant Weatherford	Jr.	G	6-2	Cicero, Ind.	8.4	4.7	2.5	.435	.349	.618
32	Elyjah Goss	Jr.	F	6-7	Bolingbrook, Ill.	9.2	11.2	0.7	.497	.000	.520

OFF THE BENCH

1	Jakoby Kemp	Jr.	F	6-8	Layton, Utah	0.9	0.9	0.1	.231	.000	---
2	Jamil Jackson Jr.	Jr.	G/F	6-6	Minneapolis, Minn.	3.6	1.3	0.5	.257	.189	.682
11	Brandon Kenyon	So.	F/C	6-10	Caledonia, Ontario	1.6	1.0	0.0	.385	.200	.714
12	Marlon Taylor	R-Fr.	G/F	6-5	South Bend, Ind.	0.3	0.4	0.1	.333	---	---
13	Isaiah Williams	Jr.	G/F	6-8	Dayton, Ohio	8.0	4.4	1.3	.419	.364	.538
15	Taveion White	Fr.	F	6-7	Prosper, Texas	0.0	0.4	0.0	.000	---	---
20	Sawyer Stoltz	Fr.	F	6-9	Huntington, Ind.	0.0	0.5	0.0	.000	---	---
30	Zo Tyson	Gr.	F	6-9	Fayetteville, N.C.	3.3	2.6	0.4	.628	---	.667

QUICK HITTERS

- Both **Jaylen Minnett** (11th - 66 total) and **Marcus Burk** (22nd - 59 total) rank among the nation's elite in total 3s made. The duo is tops nationally for combined 3s made (125), one ahead of the Syracuse tandem of Buddy Boeheim and Elijah Hughes (124). Minnett owns the nation's second-longest active streak for games with a three made, having connected for at least one in 57 straight games, dating back to the end of his freshman campaign.
- Junior **Elyjah Goss** has emerged as a monster on the glass, including grabbing a school record 21 rebounds against IU South Bend on Dec. 10, surpassing the previous mark by a single board. Goss ranks No. 9 nationally at 11.2 rebounds per game and has led IUPUI in rebounding in 18 of 21 games, including 14-in-a-row entering today's contest. In league play, he's averaging a league best 14.3 per game.
- Junior **Marcus Burk** tallied his 1,000th collegiate point in the first half of the Jaguars' win over Purdue Fort Wayne. Burk tallied 776 in his two seasons at Campbell and has 404 this season, giving him 1,180 career points.
- IUPUI is coming off a 16-17 campaign, having made the program's third postseason berth during the Division I era by earning a spot in the 2019 College Insider Tournament. The Jaguars' 16 wins were the program's most since going 19-14 in the 2010-11 in head coach Ron Hunter's final season at IUPUI.
- Head Coach **Byron Rimm II** took over on an interim basis earlier this year, replacing Jason Gardner, who spent five years at the helm of the program. Rimm boasts 14 years of head coaching experience, including 10 years at Prairie View A&M from 2006-2016 as he racked up 115 victories and is the program's all-time winningest head coach. He originally joined the Jaguars' staff just prior to last season as IUPUI's Associate Head Coach.
- IUPUI has players from nine different states/provinces this season, with five hailing from the Hoosier State. All total, IUPUI has players this year from Indiana, Illinois, Minnesota, New Jersey, North Carolina, Ohio, Ontario, Texas and Utah.
- IUPUI swept the Horizon League's weekly awards on Nov. 18 as junior guard **Marcus Burk** was named Player of the Week and **Mike DePersia** was named Freshman of the Week after leading the Jags to wins over Anderson and at South Florida. Burk averaged 25.5 points, 5.5 rebounds, 2.5 steals and 2.0 assists per game while shooting 61 percent from the floor and 57.1 percent (8-of-14) from three. DePersia, who made his first two career starts during the week, averaged 4.0 points, 5.0 rebounds and 1.5 assists per game while shooting 57 percent from the field.

2019-2020 ROSTER

NUMERIC ROSTER

##	Name	Pos.	Ht.	Wt.	Yr.	Hometown/High School (Previous)
0	Jaylen Minnett	G	6-1	180	Jr.	Terre Haute, Ind./Terre Haute South
1	Jakoby Kemp	F	6-8	190	Jr.	Layton, Utah/Layton (Salt Lake C.C.)
2	Jamil Jackson Jr.	G/F	6-6	190	Jr.	Minneapolis, Minn./Minneapolis North (Southern Utah)
10	Mike DePersia	G	5-11	170	Fr.	Cherry Hill, N.J./Haddonfield Memorial
11	Brandon Kenyon	F/C	6-10	225	So.	Caledonia, Ontario/RISE Prep
12	Marlon Taylor	G/F	6-5	220	R-Fr.	South Bend, Ind./Riley (Indiana State)
13	Isaiah Williams	G/F	6-8	225	Jr.	Dayton, Ohio/Stivers School for the Arts (Pensacola St.)
14	Marcus Burk	G	6-3	205	Jr.	Indianapolis, Ind./Franklin Central
15	Taveion White	F	6-7	190	Fr.	Prosper, Texas/PHS Academy
20	Sawyer Stoltz	F	6-9	200	Fr.	Huntington, Ind./Huntington North
23	Grant Weatherford	G	6-2	195	Jr.	Cicero, Ind./Hamilton Heights (Midland College)
30	Zo Tyson	F	6-9	195	Gr.	Fayetteville, N.C./Trinity Christian (Colorado State)
32	Elyjah Goss	F	6-7	195	Jr.	Bolingbrook, Ill./Plainfield East

ROSTER BREAKDOWNS

BY CLASS-

Freshmen: 4
Juniors: 7

Sophomores: 1
Seniors: 1

BY PRIMARY POSITION-

Guards: 7
Centers: 0

Forwards: 6

BY HOME STATE-

Indiana: 5
Minnesota: 1
North Carolina: 1
Ontario: 1
Utah: 1

Illinois: 1
New Jersey: 1
Ohio: 1
Texas: 1

PRONUNCIATION GUIDE

ELYJAH Goss

(same as Elijah)

Jaylen **MINNETT**

(min-**NET**)

TAVEION White

(**TAY**-vee-on)


RADIO / TV ROSTER



#0 - JAYLEN MINNETT
6-1 // Jr. // G
Terre Haute, Ind.
Sports Management




#1 - JAKOBY KEMP
6-8 // Jr. // F
Layton, Utah
General Studies




#2 - JAMIL JACKSON JR.
6-6 // Jr. // G/F
Minneapolis, Minn.
General Studies




#10 - MIKE DePERSIA
5-10 // Fr. // G
Haddonfield, N.J.
Biomedical Engineering



#11 - BRANDON KENYON
6-10 // Soph. // F/C
Caledonia, Ontario
Criminal Justice



#12 - MARLON TAYLOR
6-5 // R-Fr. // G/F
South Bend, Ind.
Pre-Engineering




#13 - ISAIAH WILLIAMS
6-8 // Jr. // G/F
Dayton, Ohio
General Studies




#14 - MARCUS BURK
6-3 // Jr. // G
Indianapolis, Ind.
General Studies



#15 - TAVEION WHITE
6-7 // Fr. // F
Prosper, Texas
Business



#20 - SAWYER STOLTZ
6-9 // Fr. // F
Huntington, Ind.
Biology



#23 - GRANT WEATHERFORD
6-2 // Jr. // G
Cicero, Ind.
General Studies



#30 - ZO TYSON
6-9 // Gr. // F
Fayetteville, N.C.
Sports Journalism

Interim Head Coach: Byron Rimm II, 1st season (2nd year at IUPUI)

Assistant Coach: Matt Dunn, 2nd season


Assistant Coach: Isaac Loechle, 2nd season

Assistant Coach: Brian Burton, 1st season

Director of Operations: Aaron Evans, 1st season

Strength & Conditioning Coach: Jason Quarles, 6th season

Athletic Trainer: Joseph Medel, 1st season



#32 - ELYJAH GOSS
6-7 // Jr. // F
Bolingbrook, Ill.
Sports Management

POLLS

ASSOCIATED PRESS		COACHES	
Week 12 - Jan. 20		Week 12 - Jan. 20	
Rank	Team (1st)	Rank	Team (1st)
1.	Baylor (33)	1.	Gonzaga (19)
2.	Gonzaga (31)	2.	Baylor (13)
3.	Kansas (1)	3.	Kansas
4.	San Diego State	4.	San Diego State
5.	Florida State	5.	Louisville
6.	Louisville	6.	Florida State
7.	Dayton	7.	Dayton
8.	Duke	8.	Duke
9.	Villanova	9.	Michigan State
10.	Seton Hall	10.	Seton Hall
11.	Michigan State	11.	Villanova
12.	Oregon	12.	Butler
13.	Butler	13.	Oregon
14.	West Virginia	14.	Kentucky
15.	Kentucky	15.	West Virginia
16.	Auburn	16.	Auburn
17.	Maryland	17.	Maryland
18.	Texas Tech	18.	Texas Tech
19.	Iowa	19.	Iowa
20.	Memphis	20.	Memphis
21.	Illinois	21.	Arizona
22.	Arizona	22.	Illinois
23.	Colorado		Wichita State
24.	Rutgers	24.	Houston
25.	Houston	25.	Rutgers

MID-MAJOR TOP 25

January 20					
Rk	Team (1st)	Record	Pts.	Prev.	Conf.
1.	Gonzaga (31)	20-1	775	1	West Coast
2.	Liberty	19-1	735	2	ASUN
3.	Northern Iowa	16-2	700	3	Missouri Valley
4.	Yale	12-4	656	4	Ivy League
5.	Saint Mary's	16-4	649	5	West Coast
6.	ETSU	17-3	631	6	Southern
7.	UNCG	15-5	564	9	Southern
8.	Furman	15-5	527	7	Southern
9.	Stephen F. Austin	15-3	493	11	Southland
10.	Wright State	17-4	470	15	Horizon
11.	BYU	14-6	425	10	West Coast
12.	Kent State	13-5	405	8	Mid-American
13.	Harvard	12-4	375	13	Ivy League
14.	Santa Clara	16-4	367	12	West Coast
15.	Belmont	14-5	338	17	Ohio Valley
16.	Akron	14-4	336	14	Mid-American
17.	Colgate	14-5	269	16	Patriot
18.	New Mexico State	14-6	217	20	Western Athletic
19.	San Francisco	14-6	212	21	West Coast
20.	Pacific	15-6	153	18	West Coast
21.	Bowling Green	13-5	128	22	Mid-American
22.	William & Mary	14-6	124	19	Colonial
23.	Loyola Chicago	13-6	94	NR	Missouri Valley
24.	Murray State	13-5	93	NR	Ohio Valley
25.	Vermont	13-6	71	25	America East

HORIZON LEAGUE PRESEASON POLLS

Pl. School (1st-place) - Votes

- Wright State (28) - 350
- Northern Kentucky (5) - 295
- UIC (1) - 280
- Oakland (1) - 229
- Green Bay - 207
- Youngstown State - 186
- Milwaukee - 146
- Detroit Mercy - 133
- IUPUI - 92**
- Cleveland State (1) - 62

Preseason POTY: Antoine Davis, Detroit Mercy

First Team (alphabetical order by school)

Antoine Davis, Detroit Mercy
Jalen Tate, Northern Kentucky
Xavier Hill-Mais, Oakland
Tarkus Ferguson, UIC
Loudon Love, Wright State

Second Team (alphabetical order by school)

JayQuan McCloud, Green Bay
Tyler Sharpe, Northern Kentucky
Marcus Ottey, UIC
Bill Wampler, Wright State
Darius Quisenberry, Youngstown State

HORIZON LEAGUE

HORIZON LEAGUE STANDINGS		
through games on Jan. 23		
Team	Overall (Pct.)	HL (Pct.)
Wright State	17-4 (.810)	7-1 (.875)
Northern Ky.	14-6 (.700)	6-2 (.750)
Milwaukee.....	10-10 (.500)	5-3 (.625)
Green Bay.....	10-11 (.476)	5-3 (.625)
Youngstown State.....	11-10 (.524)	4-4 (.500)
UIC	9-12 (.429)	4-4 (.500)
Cleveland State.....	7-14 (.333)	3-5 (.375)
Detroit Mercy	5-16 (.238)	3-5 (.375)
Oakland	7-14 (.333)	2-6 (.250)
IUPUI.....	5-16 (.238)	1-7 (.125)

HORIZON LEAGUE SCHEDULE		
Date	Game	Time
1/24	*Northern Ky. at Wright St.	9pm
1/25	*UIC at Detroit Mercy	1pm
	*Green Bay at Youngstown St.	2pm
	*Milwaukee at Cleveland St.	3pm
	*IUPUI at Oakland	3pm
1/30	*IUPUI at Cleveland St.	7pm
	*UIC at Youngstown St.	7pm
1/31	*Oakland at Detroit Mercy	tba
	*Northern Ky. at Green Bay	tba
	*Wright St. at Milwaukee	8pm
2/1	*UIC at Cleveland St.	3pm
	*IUPUI at Youngstown St.	6pm
2/2	*Northern Ky. at Milwaukee	2pm
	*Wright St. at Green Bay	2pm
2/6	*Green Bay at IUPUI	11am
	*Detroit Mercy at Wright St.	7pm
	*Oakland at Northern Ky.	7pm
	*Milwaukee at UIC	8pm
2/8	*Milwaukee at IUPUI	12pm
	*Green Bay at UIC	4pm
	*Cleveland St. at Youngstown St.	6pm
	*Detroit Mercy at Northern Ky.	7pm
	*Oakland at Wright St.	7pm
2/13	*Cleveland St. at Oakland	7pm
	*Youngstown St. at Detroit Mercy	7pm
2/14	*IUPUI at Northern Ky.	7pm
	*UIC at Wright St.	9pm
2/15	*Cleveland St. at Detroit Mercy	1pm
	*Youngstown St. at Oakland	3pm
	*Green Bay at Milwaukee	7pm
2/16	*UIC at Northern Ky.	2pm
	*IUPUI at Wright St.	2pm
2/20	*Wright St. at Youngstown St.	7pm
	*Northern Ky. at Cleveland St.	7pm
2/21	*Green Bay at Detroit Mercy	7pm
	*Milwaukee at Oakland	8pm

IUPUI IN HORIZON LEAGUE STATS		
through games on Jan. 23 [denotes NCAA ranking]		
Category	HL [Nat Rk.]	Stat
Scoring	7th	68.5 ppg
Scoring Defense.....	9th	77.5 ppg
Scoring Margin.....	9th	-9.0 ppg
Rebounding Margin	9th	-2.2 rpg
Field Goal %	7th	41.3%
3Pt Field Goal %	4th	33.2%
Free Throw %	10th	63.8%
Assists	6th	12.9 apg
Turnovers.....	7th	14.4 to/g
Turnover Margin.....	6th	-1.33 to/g
Assist/TO Ratio	7th	0.90 a/to
Blocked Shots.....	7th	2.62 bpg
Steals	5th	6.81 spg
Offensive Rebounds.....	5th	11.3 rpg
Defensive Rebounds....	8th	24.8 rpg
Home Attendance.....	10th	1,099/gm
Category	Rank	Stat
Scoring		
Burk	2nd	19.2 ppg
Minnett	9th	15.3 ppg
Rebounding		
Goss	1st	11.2 rpg
FG Percentage		
Burk	4th	43.7%
Assists		
Minnett	9th	3.4 apg
DePersia	13th	2.6 apg
Weatherford	14th	2.5 apg
Steals		
Burk	8th	1.4 spg
Minnett	t-10th	1.3 spg
Weatherford	t-13th	1.3 spg
3FG Percentage		
Burk	1st	38.8%
Minnett	3rd	35.9%
3FG Made		
Minnett	2nd	3.1/game
Burk	4th	2.8/game
Blocked Shots		
Goss	3rd	1.30 bpg
Assist-to-Turnover Ratio		
Minnett	4th	1.50 a/to
Offensive Rebounds		
Goss	2nd	4.0 rpg
Defensive Rebounds		
Goss	1st	7.3 rpg
Minutes		
Minnett	4th	34.4 mpg
Burk	7th	33.3 mpg
Weatherford	8th	33.2 mpg
20-Point Games		
Burk	2nd	10 total
Minnett	t-11th	3 total
Double Digit Rebound Games		
Goss	1st	13 total
Double-Doubles		
Goss	1st	8 total

DUELING DOUBLE-DUBS

Two IUPUI players, Marcus Burk (25 pts, 10 reb) and Elijah Goss (15 pts, 12 reb), had double-doubles on Thursday night (Jan. 23) in the loss at Detroit Mercy. It marked the first time two IUPUI players had a double-double in the same game since Jan. 2, 2014 when Donovan Gibbs (32 pts, 11 reb) and Khufu Najee (11 pts, 11 reb) both had double-doubles in a win over Judson.

OTHER DETROIT TIDBITS

IUPUI came out flat at Detroit Mercy on Thursday, falling behind 11-2 and never fully climbed out of the hole in a 76-64 defeat. Marcus Burk had a team-high 25 points (10-22 FG, 5-12 3's) and 10 rebounds while Elijah Goss had 15 points (7-11 FG, 1-3 FT), as did Jaylen Minnett (6-17 FG, 3-12 3's). Burk scored 15 of his 25 in the first half while Minnett tallied all 15 of his points after halftime.

Here are some other notes from Thursday's game:

- IUPUI attempted a season-low seven free throw attempts in Thursday's loss and drew a season-low 11 personals against the Titans. UDM wasn't whistled for its first personal of the second half until the 6:04 mark.

- IUPUI attempted a season-high 29 three-point attempts as both Burk and Minnett attempted 12 apiece.

- The Jaguars were without three rotation players in starter Isaiah Williams and key reserves Jamil Jackson Jr. and Zo Tyson. Little used reserve Jakoby Kemp played 11 minutes off the bench, but ultimately left the game late in the contest to an injury. With the shortened bench, the IUPUI reserves matched its season-low with three points - two from Kemp and one from Brandon Kenyon.

- Goss' double-double was his eighth of the season and 11th of his collegiate career while Burk's was the first of his collegiate career.

- IUPUI trailed by as many as 21 in the first half, but cut the UDM lead back to 10 and had multiple chances to bring it back to single-digits after halftime, failing to do so on each occasion.

BETTER THAN ALL THE REST

IUPUI's early season win at South Florida (70-53 on Nov. 13) was widely considered the best non-conference victory by a Horizon League team this season. The Jags entered play as a 17-point underdog before defeating the AAC foe by 17 points. In addition, it was IUPUI's first-ever victory over an AAC opponent in program history.

IN LEAGUE PLAY... STATISTICALLY SPEAKING

- Offensively, IUPUI is ranked fifth in the league in scoring at 73.9 points per game, but yielding a league-worst 81.5 points per game. Foes are shooting a league-best 46.3 percent against the Jags and 38.8 percent from three-point range and averaging 9.8 made threes per game.

- Burk is second in the league in scoring at 20.3 points per game while Minnett is third at 18.3 points per game. Minnett is tied for the league lead by making 3.5 threes per game in eight league games. Goss leads the league in rebounding at 14.3 rebounds per game and with five double-doubles.

- Freshman Mike DePersia has 30 assists against just eight turnovers in league games and is second in the league with a 3.75 assist-to-turnover ratio. As a team, IUPUI has 123 assists against 102 turnovers (1.21 a/to).

- IUPUI has nearly made more (126) free throws as the opposition has attempted (132), and done so at a 68 percent clip. Minnett is shooting 90.3 percent from the foul line and Burk has a team-high 30 made free throws in league games.

- IUPUI has yielded a league low 132 free throw attempts in eight games, nine fewer than Oakland, who's next at 141 attempts allowed.

- Four IUPUI players - Minnett (3rd - 36.5), Burk (4th - 36.1), Weatherford (6th - 35.5) and Goss (11th - 34.1) - rank among the league's top 11 in minutes played since the start of league play.

THE BEST ABILITY...

...is availability. IUPUI players have struggled to stay healthy and available this season as only five players - Burk, Minnett, DePersia, Goss and Weatherford - have played all 21 games.

MR. 1,000

Junior Marcus Burk netted his **1,000 collegiate point** in the Dec. 14 win over Purdue Fort Wayne with a three-point play at the 12:57 mark of the first half. Burk, an Indianapolis-native, tallied 776 in two seasons at Campbell and now has 404 this season, giving him 1,180 in his collegiate career.

Here are some more tidbits on Burk:

- Burk has been IUPUI's top offensive player all season, ranking No. 2 in the Horizon League in scoring (19.2 ppg) and fourth in the league in threes made (2.8/gm). He also ranks tops in the league in three-point percentage at 38.8 percent.

- Burk tallied a season-high 32 points (12-of-21 FG, 7-of-10 3's) against Loyola (Md.), falling one shy of his career-high 33 from his sophomore year at Campbell. Burk's 32 was the most by an IUPUI player since Darell Combs hit the same number against South Dakota on Feb. 25, 2016.

- While Burk is averaging nearly 20 points per game, no IUPUI player has averaged 20 points per game for an entire season since Alex Young averaged 20.4 points per game in 2011-12. Only three players - Odell Bradley (23.1, 2003-04), George Hill (21.5, 2007-08) and Young (20.4, 2011-12) - have averaged better than 20 points per game during the Jaguars' Division I era.

- Burk is currently second in the Horizon League with 10 20-point scoring games, trailing only Detroit Mercy's Antoine Davis.

NEXT TO A GRAND

Junior Jaylen Minnett is knocking on the door of becoming the 24th player in program history to achieve 1,000 career points in an IUPUI uniform. Minnett enters today's game with 929 career points and would be the 16th player to achieve the mark in three seasons or less, should he hit for 1,000 by season's end.

The reigning Horizon League 6th Man of the Year averaged 12.0 points per game and drilled 78 3's last season, while coming off the bench in all but the season finale.

Some other tidbits on Minnett include:

- He currently owns the nation's **second-longest streak** of consecutive games with at least one made three at 57 games... Minnett made at least one trey in all 33 games last season and the final three games of the 2017-18 season... the last time Minnett went without a three in a game was against Oakland on Feb. 19, 2018 when he was held without a triple in 14 minutes.

- Minnett enters play sixth on IUPUI's all-time list with 195 made 3's in his career... he's one three away from fifth-place Gary Patterson's 196 career triples and seven away from Akeem Clark's fourth-place total of 202.

- His 78 3's made last season was the 7th-highest single-season total in IUPUI history.

- His 7.1 ppg scoring average as a freshman in 2017-18 was the highest by an IUPUI rookie since Alex Young average 10.8 points per game in 2008-09.

- His 51 made 3's in 2017-18 were the most by an IUPUI freshman in the program's Division I era (1998-present).

MR. WINDEX

Junior Elijah Goss currently **leads the Horizon League** and ranks No. 9 nationally in rebounding at 11.2 per contest, more than a full rebound ahead of second place Naz Bohannon (YSU). He owns four of the seven highest single-game totals in the Horizon League this season, including grabbing a school record 21 against IUSB (Dec. 10), 18 against Youngstown State (Dec. 28) and 17 rebounds twice. His 21 boards against IUSB is tied for the fourth-highest single-game total in NCAA Division I this season.

All total, Goss has led the Jaguars in rebounds in 18 of the team's 21 games.

Five games into this season, he was averaging 6.0 rebounds per game, but has since grabbed at least 10 boards in 12 of the Jaguars' 16 games.

In league play, Goss leads the league in rebounding (14.3 rpg) and has five double-doubles in eight games and grabbed double-digit boards in every league contest.

Goss now has 11 career double-doubles and has led the Jags in rebounding in each of the past 14 games.

SPLASH BROTHERS

IUPUI's version of the Splash Brothers - Marcus Burk and Jaylen Minnett - is on pace to reach unprecedented heights.

Burk leads the league in percentage (38.8%) and is fourth in threes made at 2.81/game. Minnett is second in threes made (3.14/game) and third in three-point percentage (35.9%). By hitting a combined 5.95 threes/game, the duo is tops in the league and leads the country with 125 combined makes.

Burk is fifth among active juniors (43rd among all players) in college basketball with 217 career treys and Minnett is 11th on that list (72nd overall) with 195 makes.

TOP GUNS

Burk and Minnett are accounting for the bulk of the Jaguars' offense, having taken 50 percent of the team's field goal attempts (620 of 1247) and 72 percent of the team's three-point attempts (336 of 464). In addition, the duo has accounted for more than half (725 of 1439) of the team's total points.

Burk (19.2 ppg) and Minnett (15.3 ppg) easily lead the team in scoring while three others - Elijah Goss (9.2), Grant Weatherford (8.4) and Isaiah Williams (8.0) - are next in line.

STORY TELLER

In IUPUI's five wins this season, the Jags have held opponents to 37.5 percent shooting overall and 26.1 percent from three-point range while making 7.0 threes per game.

In the Jaguars' 16 losses, foes have shot 48.7 percent overall and 38.2 percent from beyond the arc while making 9.4 threes per game.

Eight of the 16 opponents to have beaten the Jags have shot 50 percent or better from the floor.

FREEBIES

IUPUI enters play ranked 327th of 350 teams in free throw percentage at 63.8 percent, which is well on pace to be the lowest mark in the program's Division I era. The current low mark was a 65.4 percentage for the 2008-09 season. The lowest single-season mark on record in program history was a 62.7 percentage in the 1976-77 campaign.

...HOWEVER

Since the Dec. 28 Youngstown State loss in which IUPUI made just 12-of-28 (42.9 percent) at the foul line, IUPUI has been efficient at the stripe. Since then, IUPUI is a combined 114-of-158 (72.2 percent) in the last seven games.

FULL 40

Junior Jaylen Minnett's 40-minute effort at Green Bay on Jan. 5 was the first full 40 posted by an IUPUI player in a non-overtime game since Marcellus Barksdale played all 40 minutes at Western Illinois on Mar. 1, 2014.

BASKETBALL CENTRAL

IUPUI will be a big part of the center of the college basketball universe this March as the 2020 Horizon League Championships will be played at the Indiana Farmers Coliseum on Mar. 9-10 and the department will later serve as institutional co-host of an NCAA Men's Basketball Regional at Lucas Oil Stadium on Mar. 26-28, alongside the Horizon League and Indiana Sports Corporation.

Both the men's and women's Horizon League Semifinals (Mar. 9) and Championship games (Mar. 10) will be played at Indiana Farmers Coliseum as 2020 marks the first of a three-year rotation.



NEWS, NOTES & STORYLINES (CONT.)

STARTERS DOING IT ALL

Head coach Byron Rimm has shown a reluctance to delve too deeply into his bench as IUPUI reserves accounted for just 10.9 points per game this season. IUPUI is getting just 16 percent of its points from reserves and has had nine games in which the bench has provided fewer than 10 points. The Jags' bench has scored a season-high 19 points on three different occasions and is coming off back-to-back season-low three point efforts.

GRADE CHECKS

Six different Jaguars posted a grade point average of 3.0 or better during the fall - Mike DePersia, Elyjah Goss, Brandon Kenyon, Sawyer Stoltz, Grant Weatherford and Taveion White. Weatherford, who is pursuing his Master's degree in Organizational Leadership, had the team's top GPA for the fall at 3.67. Kenyon and Weatherford were recently named to the Horizon League's Academic Honor Roll for the fall semester.

WHERE'D THEY GO?

IUPUI graduated the Horizon League's Defensive Player of the Year D.J. McCall, who's currently playing in the G-League for the Fort Wayne Mad Antz. In addition, three-year starter Evan Hall also graduated on the inside, as did 7-foot-1 big man Ahmed Ismail.

The other key departure was second team All-Horizon League selection Camron Justice, who pursued a graduate transfer, and is now playing at Western Kentucky. The Jags also suffered two other defections at the start of the school year as local product Jack Hansen decided not to continue his college basketball career after appearing in 31 games last season.

The other came when highly touted freshman Calvin Temple opted to transfer to Louisiana at the start of the school year. Temple, a 6-foot-1 guard who was one of the top prep players from the state of Mississippi, practiced with the Jaguars during the summer before opting to transfer.

LARGE CLASS

IUPUI entered the season with an eight-man junior class eligibility wise, tying for the eighth largest class in all of college basketball. Below are the lists of largest classes.

- 11 total: Navy (freshman class), Utah (freshman class)
- 10 total: Air Force (freshman class), TCU (freshman class)
- 9 total: Colorado (jr. class), CSU Bakersfield (jr. class), Middle Tenn. (jr. class)
- 8 total: Idaho (jr. class), IUPUI (jr. class)

FAMILY TIES

-DePersia comes from a notable basketball family in the state of New Jersey and he and his brothers - twins Rob and Nick - are one of just four sets of siblings in NJ high school basketball history to have all scored 1,000 points in their high school careers. DePersia led his Haddonfield squad to back-to-back state titles his junior and senior seasons. His two brothers went on to play collegiately at Rowan University and were named the Albert Carino Boys Basketball Club of South Jersey Small College Players of the Year last April while playing for former Penn State standout Joe Crispin. Rob recently joined the Villanova program as a graduate assistant.

-Kemp's older brother is a WR with the Kansas City Chiefs, Marcus Kemp. Kemp played at the University of Hawaii and is now in his second season with the Chiefs, having joined the team as an undrafted free agent in 2017.

PRO NOTES

In addition to the success that former IUPUI Jaguar George Hill is continuing to have in his 12th NBA season, IUPUI presently has seven former players playing professionally all over the world.

George Hill / Milwaukee Bucks (NBA); Darell Combs / Mgzavrebi (Georgia Superleague); Alex Young / Al Ahly (Egyptian Superleague); Ahmed Ismail / Al Ahly (Egyptian Superleague); D.J. McCall / Fort Wayne Mad Ants (G-League); Robert Glenn / H.Galilee (Israeli National League); Maurice Kirby / Shoot it Dragon (Thailand TBL)

AT THE HORN

Winning games at the horn has been a staple of recent IUPUI squads. In the past five seasons, IUPUI has won five games in the closing seconds, including three as time expired:

- P.J. Boutte - 15' floater at the horn vs. Ball State (71-69 / Nov. 22, 2014)
- Marcellus Barksdale - layup at the horn at IPFW (84-82 / Jan. 23, 2016)
- Jordan Pickett - wing 3 with :02 vs. NDSU (73-72 / Jan. 31, 2016)
- Darell Combs - wing J with :01.5 vs. SDSU (85-83 / Jan. 18, 2017)
- Evan Hall - layup at the horn vs. Milwaukee (72-71 / Jan. 10, 2018)

21 UP

Last February, Hall of Famer Matt Crenshaw became just the 3rd player in school history to have his jersey retired, joining #34 Carlos Knox and #3 George Hill, in the rafters.

Crenshaw finished as the program's all-time leader in assists and hit the game-winning shot in the 2003 Mid-Continent Conference Tournament to send IUPUI to the NCAA Tournament. He later played overseas and returned to IUPUI as a longtime member of the coaching staff before joining the Ball State coaching staff just prior to the start of last season.

Hill was among those to attend the festivities.



HUNTER TO THE HALL

Longtime IUPUI head coach Ron Hunter was inducted as part of the Jaguars' Hall of Fame Class of 2019 this past February.

Hunter, now the head coach at Tulane University, guided the IUPUI basketball program from 1994-2011 and is the program's all-time leader in wins (275), winning percentage (.557), games coached (494), winning seasons (11) and 20-win seasons (4). He guided IUPUI to its only ever NCAA Division I NCAA Tournament appearance in 2003. Led by future NBAer George Hill, his 2007-08 team won a school record 26 games and two years later, his team went 25-11 and collected the program's first-ever Division I postseason win. He was a two-time league Coach of the Year and clearly elevated the program during his tenure.

He earned national acclaim for his work with Samaritan's Feet as the first in the country to coach a game in his bare feet in January 2008 to raise awareness for those in need. He later personally delivered shoes to individuals in Peru and Costa Rica. He collected numerous honors for his philanthropic work including being named a 2008 ABC News Person of the Year, the 2010 Indiana Pathfinder Award recipient and an NABC Guardians of the Game Pillar Award for Service.

UNIVERSITY QUICK FACTS

Location	Indianapolis, Ind.
Founded	1969
Nickname	Jaguars
Colors	Red, gold & black
Enrollment	30,000
Affiliation	NCAA Division I
Conference	The Horizon League
Home Facility (Cap.)	Indiana Farmers Coliseum (6,800)
Chancellor	Dr. Nasser Paydar
Athletics Director	Dr. Roderick Perry
Website	www.IUPUIJags.com
Twitter	@IUPUIJaguars
Athletics Phone	(317) 278-5247
Mailing Address	1000 Waterway Blvd. Indianapolis, IN 46202

BASKETBALL HISTORY

First Yr. of basketball	1972
Seasons of basketball	48th
Seasons of Division I basketball	22nd
Division I (1998-pres.) Record	275-302 (.477)
NCAA Appearances	1
Last NCAA Appearance	2003
Last Postseason Appearance	2019 (CIT - First Round)

UNIVERSITY NOTES

ABOUT THE UNIVERSITY

IUPUI is a public research university located in downtown Indianapolis that is the result of a merger of the Purdue Indianapolis Extension Center (1946) and Indiana University Indianapolis (1916). The merger was completed in 1969 and athletics began in 1972.

The university offers more than 200 degree programs and boasts an enrollment over 30,000 (22,000 undergrad and 8,000 postgrad). The university also boasts an endowment of more than \$850 million.

The university is ranked among the Top 200 "National Universities" and ranked 7th for "Up and Coming Schools." U.S. News has ranked IUPUI among the nation's elite for 13 straight years.

All total, the campus covers 509 acres and is located along Indy's Cultural Trail. IUPUI includes the nation's largest nursing school, the second largest medical school in the country, the only dental school in the state, and the country's oldest school of physical education. IUPUI is among the top 20 campuses in the nation for graduate professional degrees conferred

ATHLETIC PROWESS

IUPUI was a primary beneficiary of the 1987 Pan-American Games in Indianapolis and continues to boast some world renowned facilities.

The IU Natatorium is located on the IUPUI campus and is among the best swimming & diving facilities in the world. It has hosted the U.S. Olympic Team Trials four different times and 12 NCAA National Championship meets. In addition, the 2017 World Juniors were held at IUPUI and 16 world records have been set in the Natatorium water.

Adjacent west is the Michael A. Carroll Track & Soccer Stadium which has hosted several USA Outdoor Track & Field Championships and NCAA Championships, along with the 1988 US Olympic Trials. Florence Griffith-Joyner set the 100m world record of 10.49 on the track.

In basketball circles, IUPUI is best known as the long-time host of the Nike All-American Camp, which was held on campus for two decades. The nation's top prep players and coaches from every level converged on campus for two weeks each summer in what was considered the elite college recruiting event of the year. Alum included LeBron James, Chris Webber, Allen Iverson, Kevin Garnett, Jason Kidd and Paul Pierce, among many others.

GEORGE HILL

IUPUI's best known basketball alum is current NBAer George Hill, who is in his 12th year in the league this season. Hill was originally drafted by the San Antonio Spurs (1st rd., 26th overall) in 2008.

He's played for the Spurs (2008-11), Indiana Pacers (2011-16), Utah Jazz (2016-17), Sacramento Kings (2017-18), Cleveland Cavaliers (2018) and Milwaukee Bucks (2018-pres.). He's played in more than 700 regular season games, making nearly 450 career starts and averaging 11.2 points per game in his NBA career.

Entering this season, he's played in 117 career playoff games, starting 90 times and averaging 12.3 points per game.



2019-2020 MISCELLANEOUS STATISTICS

<i>IUPUI'S RECORD WHEN...</i>			
	'19-20	'19-20	Under
	Overall	Horizon	Rimm
Home:	3-6	0-4	3-6
Away:	2-8	1-2	2-8
Neutral:	0-2	0-0	0-2
Overtime:	0-0	0-0	0-0
Lead @ Halftime:	5-3	1-1	5-3
Trail @ Halftime:	0-13	0-6	0-13
Tied @ Halftime:	0-0	0-0	0-0
Leading w/ 5:00 left:	5-2	1-2	5-2
Trailing w/ 5:00 left:	0-13	0-5	0-13
Tied w/ 5:00 left:	0-1	0-0	0-1
Shooting 50% or better:	1-1	0-1	1-1
Shooting 40-50%:	3-7	1-3	3-7
Shooting less than 40%:	1-8	0-3	1-8
Opp. shoots 50% or better:	0-8	0-3	0-8
Opp. shoots 40-50%:	1-6	0-4	1-6
Opp. shoots less than 40%:	4-2	1-0	4-2
Shooting better % than opp.	4-1	1-1	4-1
Shooting worse % than opp.	1-15	0-6	1-15
Scoring less than 50:	0-1	0-0	0-1
Score 50-59 pts:	0-3	0-0	0-3
Score 60-69 pts:	0-5	0-2	0-5
Score 70-79 pts:	3-6	0-4	3-6
Score 80-89 pts:	1-1	0-1	1-1
Score 90+ pts:	1-0	1-0	1-0
Opp. scores less than 50:	0-0	0-0	0-0
Opp. scores 50-59 pts:	2-1	0-0	2-1
Opp. scores 60-69 pts:	2-0	0-0	2-0
Opp. scores 70-79 pts:	1-4	1-3	1-4
Opp. scores 80-89 pts:	0-7	0-3	0-7
Opp. scores 90+ pts:	0-4	0-1	0-4
Commit less TO than opp.	3-4	0-2	3-4
Commit more TO than opp.	2-11	1-4	2-11
Commit same TO as opp.	0-1	0-1	0-1
Outrebound opponent:	3-3	1-1	3-3
Outrebounded:	2-13	0-6	2-13
Rebounding is equal:	0-0	0-0	0-0
Bench outscores opp.:	1-0	0-0	1-0
Bench is outscored:	4-16	1-7	4-16
Bench scoring is equal:	0-0	0-0	0-0
Hit more FT than opp.:	4-6	1-5	4-6
Hit less FT than opp.:	1-9	0-1	1-9
Hit same FT as opp.:	0-1	0-1	0-1
Hit more 3's than opp.:	4-3	1-1	4-3
Hit less 3's than opp.:	1-10	0-5	1-10
Hit same 3's as opp.:	0-3	0-1	0-3
Decided by 5 pts or less:	0-4	0-2	0-4
Decided by 6-10 points:	1-4	0-2	1-4
Decided by 10+ points:	4-8	1-3	4-8
In home whites:	3-7	0-4	3-7
In road blacks:	2-7	1-2	2-7
In road reds:	0-2	0-1	0-2
7 in double-digits:	0-0	0-0	0-0
6 in double-digits:	0-0	0-0	0-0
5 in double-digits:	1-0	0-0	1-0
4 in double-digits:	1-5	1-4	1-5
3 in double-digits:	2-7	0-3	2-7
2 in double-digits:	1-2	0-0	1-2
1 in double-digits:	0-2	0-0	0-2
0 in double-digits:	0-0	0-0	0-0
On Mondays:	1-2	0-1	1-2
On Tuesdays:	1-1	0-0	1-1
On Wednesdays:	1-3	0-0	1-3
On Thursdays:	0-1	0-1	0-1
On Fridays:	0-3	0-2	0-3
On Saturdays:	1-5	0-2	1-5
On Sundays:	1-1	1-1	1-1
In November:	2-6	0-0	2-6
In December:	2-5	0-2	2-5
In January:	1-5	1-5	1-5
In February:	0-0	0-0	0-0
In March:	0-0	0-0	0-0

CAREER DOUBLE-DIGIT PERFORMANCES/STARTS/DUNKS

Name	Sea	Car
Minnett	17	45
Goss	10	20
Burk	18	18
Weatherford	9	16
Williams	6	6
Jackson Jr.	2	2
DePersia	1	1
Tyson	1	1

20+ Point Scoring Games

Name	Sea	Car
Burk	10	10
Minnett	3	7
Weatherford	0	2

30+ Point Scoring Games

Name	Sea	Car
Burk	1	1
Minnett	1	1

Double-Digit Reb. Games

Name	Sea	Car
Goss	13	21
Burk	1	1

Double-Doubles

Name	Sea	Car
Goss	8	11

Games Started

Name	Sea	Car
Burk	21	21
DePersia	9	9
Goss	18	43
Minnett	21	26
Tyson	8	8
Weatherford	15	48
Williams	13	13

Dunks

Name	Sea	Car
Burk	2	2
Goss	20	61
Jackson Jr.	2	2
Kemp	0	1
Kenyon	2	4
Tyson	10	10
Weatherford	0	1
Williams	1	1

TIMES LEADING THE TEAM IN...

Points Name	Sea	Car
Minnett	7	17
Burk	13	13
Weatherford	2	3
Goss	0	1

Rebounds

Name	Sea	Car
Goss	18	34
Weatherford	1	3
Burk	2	2
Tyson	2	2
Minnett	1	1
Williams	1	1

Assists

Name	Sea	Car
Minnett	10	22
Weatherford	7	20
DePersia	7	7
Goss	1	3
Williams	2	2
Burk	1	1
Tyson	1	1

Steals

Name	Sea	Car
Weatherford	6	16
Minnett	5	14
Goss	3	11
Burk	6	6
DePersia	5	5
Kemp	1	1
Tyson	1	1

Blocked Shots

Name	Sea	Car
Goss	13	29
Tyson	7	7
Minnett	1	4
Burk	3	3
Weatherford	2	2
Williams	2	2
Jackson Jr.	1	1
Stoltz	1	1
White	1	1

SPECIALTY STATS

PP = Points in the Paint; POT = Points off Turnover; 2nd = 2nd Chance Points; BP = Bench Points

Opponent	Result	PP	POT	2nd	BP	Largest Lead	Largest Deficit	Lead Changes	Ties
#Tiffin	W, 81-77	38/34	12/32	2/10	12/28	11	4	20	12
at Butler	L, 47-80	22/50	7/19	15/11	8/15	0	33	0	0
at Bradley	L, 56-90	20/42	4/18	5/18	10/17	0	38	0	0
Anderson	W, 72-55	36/30	19/23	8/4	19/14	28	0	0	0
at South Florida	W, 70-53	26/20	27/15	7/10	12/15	19	7	22	9
at Loyola	L, 62-85	22/36	17/20	9/4	12/17	3	30	4	4
vs. Loyola (Md.)	L, 77-81	34/26	21/26	8/6	14/22	8	9	4	5
vs. Southern	L, 77-83	32/38	8/16	13/10	19/45	10	7	4	2
Evansville	L, 64-70	30/34	8/8	10/14	19/38	12	8	11	8
at Morehead State	L, 51-56	22/34	9/12	5/10	9/17	6	12	3	0
at Ball State	L, 54-102	20/26	2/20	16/21	7/33	2	48	1	1
IU South Bend	W, 80-60	30/40	20/20	22/9	14/26	24	0	0	0
Purdue Fort Wayne	W, 74-65	28/26	14/5	4/15	7/23	14	0	0	0
at Fresno State	L, 64-95	20/30	12/23	10/29	17/36	2	36	3	1
*Youngstown State	L, 73-83	24/36	20/25	9/15	7/16	4	12	11	9
*Cleveland State	L, 80-82	34/40	19/21	12/10	12/24	2	12	2	3
*at Milwaukee	L, 74-78	46/28	19/20	16/10	6/43	11	7	20	8
*at Green Bay	W, 93-78	28/24	18/7	8/16	7/45	25	0	0	1
*Wright State	L, 70-84	22/32	11/14	16/12	10/22	0	26	0	1
*Northern Kentucky	L, 71-96	32/40	10/19	17/14	13/22	1	27	2	1
*UIC	L, 66-75	24/40	9/9	14/6	3/24	7	19	3	2
*at Detroit Mercy	L, 64-76	36/32	13/15	8/18	3/18	0	21	0	0
*at Oakland									
*at Cleveland State									
*at Youngstown State									
*Green Bay									
*Milwaukee									
*at Northern Kentucky									
*at Wright State									
*at UIC									
*Oakland									
*Detroit Mercy									
*at HL 1st Rd.									
*at HL Quarters									
*at HL Semis									
*at HL Finals									
Totals		588/704	287/355	232/262	228/532			90	55
Averages		28.0/33.5	13.7/16.9	11.0/12.5	10.9/25.3			4.3	2.6

WIN/LOSS MARGINS

WIRELESS PARTNERS																
Wins										1	3					
Margin	1	2	3	4	5	6	7	8	9	10	11-15	16-20	21-29	30+		
Losses	1		2		1	2	1				1	2	2		4	

2019-2020 IUPUI STATISTICS

IUPUI Basketball IUPUI Combined Team Statistics (as of Jan 23, 2020) All games



RECORD:	OVERALL	HOME	AWAY	NEUTRAL
ALL GAMES	5-16	3-6	2-8	0-2
CONFERENCE	1-7	0-5	1-2	0-0
NON-CONFERENCE	4-9	3-1	1-6	0-2

##	Player	gp-gs	min	avg	Total		3-Point		F-Throw		Rebounds				pf	dq	a	to	blk	stl	pts	avg
					fg-fga	fg%	3fg-fga	3fg%	ft-fa	ft%	off	def	tot	avg								
14	BURK, Marcus	21-21	700	33.3	148-339	.437	59-152	.388	49-63	.778	10	62	72	3.4	57	2	37	47	3	30	404	19.2
00	MINNETT, Jaylen	21-21	723	34.4	104-281	.370	66-184	.359	47-57	.825	8	61	69	3.3	36	0	72	47	3	28	321	15.3
32	GOSS, Elijah	21-18	600	28.6	77-155	.497	0-3	.000	39-75	.520	83	153	236	11.2	53	1	14	39	27	9	193	9.2
23	WEATHERFORD, Gra	21-15	698	33.2	64-147	.435	15-43	.349	34-55	.618	28	70	98	4.7	47	0	52	54	4	27	177	8.4
13	WILLIAMS, Isaiah	18-13	399	22.2	49-117	.419	4-11	.364	42-78	.538	30	50	80	4.4	57	2	24	36	5	10	144	8.0
02	JACKSON JR., Jamil	16-0	191	11.9	18-70	.257	7-37	.189	15-22	.682	4	16	20	1.3	15	0	8	16	1	3	58	3.6
30	TYSON, Zo	19-8	264	13.9	27-43	.628	0-0	.000	8-12	.667	16	33	49	2.6	42	0	8	15	10	6	62	3.3
10	DePERSIA, Mike	21-9	497	23.7	19-63	.302	2-27	.074	16-31	.516	16	37	53	2.5	43	0	54	29	0	25	56	2.7
11	KENYON, Brandon	10-0	49	4.9	5-13	.385	1-5	.200	5-7	.714	2	8	10	1.0	10	0	0	1	0	2	16	1.6
01	KEMP, Jakoby	7-0	35	5.0	3-13	.231	0-2	.000	0-0	.000	3	3	6	0.9	4	0	1	3	0	1	6	0.9
12	TAYLOR, Marlon	7-0	10	1.4	1-3	.333	0-0	.000	0-0	.000	1	2	3	0.4	0	0	1	1	0	1	2	0.3
20	STOLTZ, Sawyer	4-0	8	2.0	0-1	.000	0-0	.000	0-0	.000	0	2	2	0.5	0	0	0	2	1	0	0	0.0
15	WHITE, Taveion	10-0	26	2.6	0-2	.000	0-0	.000	0-0	.000	3	1	4	0.4	6	0	0	2	1	1	0	0.0
Team											34	23	57				10					
Total.....		0	4200		515-1247	.413	154-464	.332	255-400	.638	238	521	759	0.0	370	5	271	302	55	143	1439	0.0
Opponents.....		0	4200		602-1311	.459	186-529	.352	237-337	.703	238	568	806	0.0	373	4	346	274	87	153	1627	0.0

TEAM STATISTICS	IUPUI	OPP
SCORING	1439	1627
Points per game	68.5	77.5
Scoring margin	-9.0	-
FIELD GOALS-ATT	515-1247	602-1311
Field goal pct	.413	.459
3 POINT FG-ATT	154-464	186-529
3-point FG pct	.332	.352
3-pt FG made per game	7.3	8.9
FREE THROWS-ATT	255-400	237-337
Free throw pct	.638	.703
F-Throws made per game	12.1	11.3
REBOUNDS	759	806
Rebounds per game	36.1	38.4
Rebounding margin	-2.2	-
ASSISTS	271	346
Assists per game	12.9	16.5
TURNOVERS	302	274
Turnovers per game	14.4	13.0
Turnover margin	-1.3	-
Assist/turnover ratio	0.9	1.3
STEALS	143	153
Steals per game	6.8	7.3
BLOCKS	55	87
Blocks per game	2.6	4.1
ATTENDANCE	9890	34095
Home games-Avg/Game	9-1099	10-3367
Neutral site-Avg/Game	-	2-210

Date	Opponent	Score	Att.
11/06/19	at Butler	L 47-80	7706
11/09/19	at Bradley	L 56-90	5518
11/11/19	ANDERSON (IN)	w 72-55	1051
^ 11/13/19	at South Fla.	w 70-53	2474
^ 11/20/19	at Loyola Chicago	L 62-85	2402
^ 11/25/19	vs Loyola Maryland	L 77-81	269
^ 11/26/19	vs Southern U.	L 77-83	152
11/30/19	EVANSVILLE	L 64-70	1659
12/04/19	at Morehead State	L 51-56	1776
12/07/19	at Ball St.	L 54-102	4733
12/10/19	IND.-SOUTH BEND	w 80-60	1085
12/14/19	PURDUE FORT WAYNE	w 74-65	1098
12/20/19	at Fresno State	L 64-95	4798
* 12/28/19	YOUNGSTOWN ST.	L 73-83	868
* 12/30/19	CLEVELAND ST.	L 80-82	889
* 01/03/20	at Milwaukee	L 74-78	977
* 01/05/20	at Green Bay	w 93-78	1666
* 01/10/20	WRIGHT ST.	L 70-84	1142
* 01/12/20	NORTHERN KY.	L 71-96	789
* 01/18/20	UIC	L 66-75	1309
* 01/23/20	at Detroit Mercy	L 64-76	1624

^ = Cayman Islands Classic

* = Horizon League game

Score by Periods	1st	2nd	Totals
IUPUI	701	738	1439
Opponents	780	847	1627

2019-2020 IUPUI HORIZON LEAGUE ONLY STATISTICS

IUPUI Basketball IUPUI Combined Team Statistics (as of Jan 23, 2020) Conference games only



RECORD:	OVERALL	HOME	AWAY	NEUTRAL
ALL GAMES	1-7	0-5	1-2	0-0
CONFERENCE	1-7	0-5	1-2	0-0
NON-CONFERENCE	0-0	0-0	0-0	0-0

#	Player	gp-gs	min	avg	Total		3-Point		F-Throw		Rebounds				pf	dq	a	to	blk	stl	pts	avg
					fg-fga	fg%	3fg-fga	3fg%	ft-fa	ft%	off	def	tot	avg								
14	BURK, Marcus	8-8	289	36.1	57-128	.445	18-57	.316	30-38	.789	4	29	33	4.1	20	1	17	19	2	11	162	20.3
00	MINNETT, Jaylen	8-8	292	36.5	45-115	.391	28-76	.368	28-31	.903	2	15	17	2.1	19	0	35	21	1	12	146	18.3
32	GOSS, Elyjah	8-8	273	34.1	34-63	.540	0-2	.000	22-43	.512	42	72	114	14.3	24	1	6	10	14	3	90	11.3
23	WEATHERFORD, Gra	8-8	284	35.5	31-81	.383	6-23	.261	16-26	.615	13	32	45	5.6	21	0	18	24	3	7	84	10.5
13	WILLIAMS, Isaiah	5-5	100	20.0	11-30	.367	2-6	.333	13-21	.619	5	13	18	3.6	18	0	10	6	0	4	37	7.4
30	TYSON, Zo	6-0	70	11.7	11-15	.733	0-0	.000	2-2	1.000	4	7	11	1.8	6	0	1	3	3	1	24	4.0
10	DePERSIA, Mike	8-3	195	24.4	9-25	.360	2-11	.182	10-17	.588	8	20	28	3.5	18	0	30	8	0	11	30	3.8
02	JACKSON JR., Jamil	6-0	61	10.2	4-20	.200	1-12	.083	4-6	.667	2	6	8	1.3	7	0	4	7	0	1	13	2.2
12	TAYLOR, Marlon	2-0	3	1.5	1-2	.500	0-0	.000	0-0	.000	1	1	2	1.0	0	0	1	0	0	0	2	1.0
01	KEMP, Jakoby	3-0	16	5.3	1-3	.333	0-1	.000	0-0	.000	1	0	1	0.3	2	0	1	1	0	0	2	0.7
11	KENYON, Brandon	3-0	5	1.7	0-1	.000	0-0	.000	1-2	.500	0	0	0	0.0	0	0	0	0	0	0	1	0.3
15	WHITE, Taveion	3-0	12	4.0	0-1	.000	0-0	.000	0-0	.000	1	1	2	0.7	3	0	0	1	0	0	0	0.0
Team											10	6	16				2					
Total.....		8	1600		204-484	.421	57-188	.303	126-186	.677	93	202	295	36.9	138	2	123	102	23	50	591	73.9
Opponents.....		8	1600		241-520	.463	78-201	.388	92-132	.697	92	217	309	38.6	163	2	147	100	33	52	652	81.5

TEAM STATISTICS	IUPUI	OPP
SCORING	591	652
Points per game	73.9	81.5
Scoring margin	-7.6	-
FIELD GOALS-ATT	204-484	241-520
Field goal pct	.421	.463
3 POINT FG-ATT	57-188	78-201
3-point FG pct	.303	.388
3-pt FG made per game	7.1	9.8
FREE THROWS-ATT	126-186	92-132
Free throw pct	.677	.697
F-Throws made per game	15.8	11.5
REBOUNDS	295	309
Rebounds per game	36.9	38.6
Rebounding margin	-1.7	-
ASSISTS	123	147
Assists per game	15.4	18.4
TURNOVERS	102	100
Turnovers per game	12.8	12.5
Turnover margin	-0.2	-
Assist/turnover ratio	1.2	1.5
STEALS	50	52
Steals per game	6.3	6.5
BLOCKS	23	33
Blocks per game	2.9	4.1
ATTENDANCE	4997	4267
Home games-Avg/Game	5-999	3-1422
Neutral site-Avg/Game	-	0-0

Date	Opponent		Score	Att.
* 12/28/19	YOUNGSTOWN ST.	L	73-83	868
* 12/30/19	CLEVELAND ST.	L	80-82	889
* 01/03/20	at Milwaukee	L	74-78	977
* 01/05/20	at Green Bay	W	93-78	1666
* 01/10/20	WRIGHT ST.	L	70-84	1142
* 01/12/20	NORTHERN KY.	L	71-96	789
* 01/18/20	UIC	L	66-75	1309
* 01/23/20	at Detroit Mercy	L	64-76	1624

^ = Cayman Islands Classic

* = Horizon League game

Score by Periods	1st	2nd	Totals
IUPUI	272	319	591
Opponents	321	331	652

2019-2020 STATISTICAL SPLITS

Wins (5 total)

#	Player	gp-gs	min	avg	Total		3-Point		F-Throw		Rebounds				pf		a	to	blk	stl	pts	avg
					fg-fga	fg%	3fg-fga	3fg%	ft-fa	ft%	off	def	tot	avg	pf	dq						
14	BURK, Marcus	5-5	170	34.0	44-88	.500	20-41	.488	13-14	.929	2	20	22	4.4	9	0	13	14	0	10	121	24.2
00	MINNETT, Jaylen	5-5	174	34.8	29-71	.408	22-50	.440	17-18	.944	1	17	18	3.6	6	0	23	13	1	8	97	19.4
32	GOSS, Elijah	5-3	131	26.2	20-39	.513	0-0	.000	12-19	.632	19	44	63	12.6	13	0	5	11	8	2	52	10.4
23	WEATHERFORD, Gra	5-3	160	32.0	15-25	.600	4-9	.444	8-11	.727	6	23	29	5.8	9	0	16	12	0	11	42	8.4
13	WILLIAMS, Isaiah	5-5	102	20.4	13-28	.464	1-2	.500	7-13	.538	8	12	20	4.0	16	0	5	7	3	3	34	6.8
02	JACKSON JR., Jamil	5-0	60	12.0	7-29	.241	2-13	.154	3-4	.750	2	5	7	1.4	3	0	3	2	1	2	19	3.8
10	DePERSIA, Mike	5-2	125	25.0	6-19	.316	1-9	.111	1-3	.333	6	11	17	3.4	12	0	13	12	0	8	14	2.8
11	KENYON, Brandon	1-0	9	9.0	1-3	.333	0-1	.000	0-0	.000	1	3	4	4.0	3	0	0	1	0	0	2	2.0
30	TYSON, Zo	5-2	49	9.8	4-8	.500	0-0	.000	0-0	.000	2	8	10	2.0	8	0	1	3	2	3	8	1.6
01	KEMP, Jakoby	1-0	2	2.0	0-1	.000	0-1	.000	0-0	.000	0	0	0	0.0	0	0	0	0	0	0	0	0.0
20	STOLTZ, Sawyer	1-0	4	4.0	0-0	.000	0-0	.000	0-0	.000	0	2	2	2.0	0	0	0	2	1	0	0	0.0
12	TAYLOR, Marlon	2-0	5	2.5	0-1	.000	0-0	.000	0-0	.000	0	1	1	0.5	0	0	0	1	0	1	0	0.0
15	WHITE, Taveion	2-0	9	4.5	0-1	.000	0-0	.000	0-0	.000	2	0	2	1.0	2	0	0	1	1	1	0	0.0
Team											14	7	21					6				
Total.....		5	1000		139-313	.444	50-126	.397	61-82	.744	63	153	216	43.2	81	0	79	85	17	49	389	77.8
Opponents.....		5	1000		121-323	.375	35-134	.261	34-59	.576	66	119	185	37.0	79	1	61	87	22	44	311	62.2

Losses (16 total)

#	Player	gp-gs	min	avg	Total		3-Point		F-Throw		Rebounds				pf		a	to	blk	stl	pts	avg
					fg-fga	fg%	3fg-fga	3fg%	ft-fa	ft%	off	def	tot	avg	pf	dq						
14	BURK, Marcus	16-16	530	33.1	104-251	.414	39-111	.351	36-49	.735	8	42	50	3.1	48	2	24	33	3	20	283	17.7
00	MINNETT, Jaylen	16-16	549	34.3	75-210	.357	44-134	.328	30-39	.769	7	44	51	3.2	30	0	49	34	2	20	224	14.0
32	GOSS, Elijah	16-15	469	29.3	57-116	.491	0-3	.000	27-56	.482	64	109	173	10.8	40	1	9	28	19	7	141	8.8
13	WILLIAMS, Isaiah	13-8	297	22.8	36-89	.404	3-9	.333	35-65	.538	22	38	60	4.6	41	2	19	29	2	7	110	8.5
23	WEATHERFORD, Gra	16-12	538	33.6	49-122	.402	11-34	.324	26-44	.591	22	47	69	4.3	38	0	36	42	4	16	135	8.4
30	TYSON, Zo	14-6	215	15.4	23-35	.657	0-0	.000	8-12	.667	14	25	39	2.8	34	0	7	12	8	3	54	3.9
02	JACKSON JR., Jamil	11-0	131	11.9	11-41	.268	5-24	.208	12-18	.667	2	11	13	1.2	12	0	5	14	0	1	39	3.5
10	DePERSIA, Mike	16-7	372	23.3	13-44	.295	1-18	.056	15-28	.536	10	26	36	2.3	31	0	41	17	0	17	42	2.6
11	KENYON, Brandon	9-0	40	4.4	4-10	.400	1-4	.250	5-7	.714	1	5	6	0.7	7	0	0	0	0	2	14	1.6
01	KEMP, Jakoby	6-0	33	5.5	3-12	.250	0-1	.000	0-0	.000	3	3	6	1.0	4	0	1	3	0	1	6	1.0
12	TAYLOR, Marlon	5-0	5	1.0	1-2	.500	0-0	.000	0-0	.000	1	1	2	0.4	0	0	1	0	0	0	2	0.4
20	STOLTZ, Sawyer	3-0	4	1.3	0-1	.000	0-0	.000	0-0	.000	0	0	0	0.0	0	0	0	0	0	0	0	0.0
15	WHITE, Taveion	8-0	17	2.1	0-1	.000	0-0	.000	0-0	.000	1	1	2	0.3	4	0	0	1	0	0	0	0.0
Team											20	16	36					4				
Total.....		16	3200		376-934	.403	104-338	.308	194-318	.610	175	368	543	33.9	289	5	192	217	38	94	1050	65.6
Opponents.....		16	3200		481-988	.487	151-395	.382	203-278	.730	172	449	621	38.8	294	3	285	187	65	109	1316	82.2

Home (3-6)

#	Player	gp-gs	min	avg	Total		3-Point		F-Throw		Rebounds				pf		a	to	blk	stl	pts	avg
					fg-fga	fg%	3fg-fga	3fg%	ft-fa	ft%	off	def	tot	avg	pf	dq						
14	BURK, Marcus	9-9	310	34.4	61-143	.427	23-65	.354	36-46	.783	2	19	21	2.3	25	1	23	17	2	15	181	20.1
00	MINNETT, Jaylen	9-9	314	34.9	47-125	.376	32-89	.360	23-27	.852	2	22	24	2.7	20	0	35	21	2	11	149	16.6
32	GOSS, Elijah	9-8	276	30.7	35-65	.538	0-2	.000	17-37	.459	40	80	120	13.3	26	1	7	14	12	6	87	9.7
13	WILLIAMS, Isaiah	7-6	163	23.3	22-48	.458	2-7	.286	21-36	.583	14	19	33	4.7	22	0	12	10	3	3	67	9.6
23	WEATHERFORD, Gra	9-7	305	33.9	28-76	.368	4-19	.211	22-33	.667	20	34	54	6.0	20	0	25	24	3	15	82	9.1
02	JACKSON JR., Jamil	8-0	106	13.3	10-43	.233	2-20	.100	7-10	.700	4	11	15	1.9	6	0	7	7	1	3	29	3.6
10	DePERSIA, Mike	9-4	191	21.2	9-24	.375	1-11	.091	12-22	.545	5	18	23	2.6	14	0	17	13	0	11	31	3.4
30	TYSON, Zo	8-2	90	11.3	9-16	.563	0-0	.000	2-2	1.000	7	13	20	2.5	10	0	1	5	5	1	20	2.5
11	KENYON, Brandon	3-0	11	3.7	1-4	.250	0-1	.000	0-0	.000	1	3	4	1.3	3	0	0	1	0	0	2	0.7
12	TAYLOR, Marlon	4-0	8	2.0	1-3	.333	0-0	.000	0-0	.000	1	2	3	0.8	0	0	1	1	0	1	2	0.5
01	KEMP, Jakoby	3-0	7	2.3	0-2	.000	0-1	.000	0-0	.000	0	0	0	0.0	2	0	0	0	0	0	0	0.0
20	STOLTZ, Sawyer	1-0	4	4.0	0-0	.000	0-0	.000	0-0	.000	0	2	2	2.0	0	0	0	2	1	0	0	0.0
15	WHITE, Taveion	4-0	15	3.8	0-1	.000	0-0	.000	0-0	.000	2	0	2	0.5	4	0	0	1	1	1	0	0.0
Team											16	15	31					4				
Total.....		9	1800		223-550	.405	64-215	.298	140-213	.657	114	238	352	39.1	152	2	128	120	30	67	650	72.2
Opponents.....		9	1800		256-580	.441	72-223	.323	86-128	.672	102	248	350	38.9	184	2	133	126	41	68	670	74.4

Road/Neutral (2-10)

#	Player	gp-gs	min	avg	Total		3-Point		F-Throw		Rebounds				pf		a	to	blk	stl	pts	avg
					fg-fga	fg%	3fg-fga	3fg%	ft-fa	ft%	off	def	tot	avg	pf	dq						
14	BURK, Marcus	12-12	390	32.5	87-196	.444	36-87	.414	13-17	.765	8	43	51	4.3	32	1	14	30	1	15	223	18.6
00	MINNETT, Jaylen	12-12	409	34.1	57-156	.365	34-95	.358	24-30	.800	6	39	45	3.8	16	0	37	26	1	17	172	14.3
32	GOSS, Elijah	12-10	324	27.0	42-90	.467	0-1	.000	22-38	.579	43	73	116	9.7	27	0	7	25	15	3	106	8.8
23	WEATHERFORD, Gra	12-8	393	32.8	36-71	.507	11-24	.458	12-22	.545	8	36	44	3.7	27	0	27	30	1	12	95	7.9
13	WILLIAMS, Isaiah	11-7	236	21.5	27-69	.391	2-4	.500	21-42	.500	16	31	47	4.3	35	2	12	26	2	7	77	7.0
30	TYSON, Zo	11-6	174	15.8	18-27	.667	0-0	.000	6-10	.600	9	20	29	2.6	32	0	7	10	5	5	42	3.8
02	JACKSON JR., Jamil	8-0	85	10.6	8-27	.296	5-17	.294	8-12	.667	0	5	5	0.6	9	0	1	9	0	0	29	3.6
10	DePERSIA, Mike	12-5	306	25.5	10-39	.256	1-16	.063	4-9	.444	11	19	30	2.5	29	0	37	16	0	14	25	2

2019-2020 INDIVIDUAL SUPERLATIVES

	IUPUI	Opponent
Points	32- Burk vs. Loyola (Md.) (11/25/19)	33- Tyler Sharpe vs. Northern Ky. (1/12/20)
Field Goals Made	12- Burk vs. Loyola (Md.) (11/25/19)	12- Tyler Sharpe vs. Northern Ky. (1/12/20)
Field Goals Attempted	22- Burk at Detroit Mercy (1/23/20)	21- twice
Highest FG Pct. (min. 5 made)	.857 (6-7)- Goss vs. UIC (1/18/20)	.909 (10-11)- twice
3-Pt Field Goals Made	7- twice	6- twice
3-Pt Field Goals Attempted	14- Burk vs. Southern (11/26/19)	14- Antoine Davis at Detroit Mercy (1/23/20)
3-Pt FG Pct. (min. 3 made)	1.000 (5-5)- Weatherford at Fresno State (12/20/19)	1.000 (5-5)- Bill Wampler vs. Wright St. (1/10/20)
Free Throws Made	9- Minnett at Green Bay (1/5/20)	8- three times
Free Throws Attempted	10- four times	9- Loudon Love vs. Wright St. (1/10/20)
Free Throw Pct. (min. 5 made)	1.000 (9-9)- Minnett at Green Bay (1/5/20)	1.000 (8-8)- three times
Offensive Rebounds	11- Goss vs. Youngstown St. (12/28/19)	7- Loudon Love vs. Wright St. (1/10/20)
Defensive Rebounds	15- Goss at Morehead St. (12/4/19)	11- twice
Total Rebounds	21- Goss vs. IU South Bend (12/10/19)	15- three times
Assists	8- DePersia at Green Bay (1/5/20)	10- Darrell Brown at Bradley (11/9/19)
Turnovers	6- three times	5- four times
Blocked Shots	6- Goss at Milwaukee (1/3/20)	6- twice
Steals	5- Weatherford vs. Purdue Fort Wayne (12/14/19)	7- Laquincy Rideau at South Florida (11/13/19)
Minutes Played (regulation game)	40- twice	40-Aaron Thompson at Butler (11/6/19)
Minutes Played (OT game)		

2019-2020 TEAM SUPERLATIVES

IUPUI High	IUPUI Low	Statistical Category	Opponent High	Opponent Low
93 - at Green Bay (1/5)	47 - at Butler (11/6)	Points	102 - at Ball St. (12/7/19)	53 - at South Florida (11/13)
53 - at Green Bay (1/5)	12 - at Morehead St. (12/4)	1st Half Points	53 - vs. Wright St. (1/10)	22 - IU South Bend (12/10)
46 - Cleveland St. (12/30)	21 - at Butler (11/6)	2nd Half Points	62 - at Ball St. (12/7/19)	17 - at South Florida (11/13)
31 - at Green Bay (1/5)	19 - three times	Field Goals	37 - vs. Northern Ky. (1/20)	20 - at South Florida (11/13)
74 - IU South Bend (12/10)	49 - at South Florida (11/13)	Field Goal Attempts	71 - at Fresno St. (12/20)	44 - at Loyola (11/20)
.519 - Cleveland St. (12/30)	.302 - at Ball St. (12/7/19)	FG Percentage	.614 - at Loyola (11/20)	.324 - Anderson (11/11)
14 - at Green Bay (1/5)	2 - at Milwaukee (1/3/20)	3-Point Field Goals	15 - twice	4 - twice
29 - at Detroit Mercy (1/23)	13 - at Milwaukee (1/3/20)	3-Point Field Goal Att.	39 - at Fresno St. (12/20)	13 - Cleveland St. (12/30)
.526 - at South Florida (11/13)	.143 - at Butler (11/6)	3-Point FG Percentage	.563 - at Loyola (11/20)	.167 - Anderson (11/11)
27 - vs. Wright St. (1/10)	2 - twice	Free Throws	23 - at Ball St. (12/7/19)	2 - IU South Bend (12/10)
40 - vs. Wright St. (1/10)	7 - at Detroit Mercy (1/23)	Free Throw Attempts	32 - vs. Wright St. (1/10)	3 - IU South Bend (12/10)
.893 - Cleveland St. (12/30)	.250 - at Butler (11/6)	Free Throw Percentage	.941 - at Fresno St. (12/20)	.429 - vs. Purdue FW (12/14)
22 - IU South Bend (12/10)	6 - vs. Purdue FW (12/14)	Offensive Rebounds	19 - at Fresno St. (12/20)	2 - at Loyola (11/20)
42 - Anderson (11/11)	16 - at Loyola (11/20)	Defensive Rebounds	35 - at Morehead St. (12/4)	17 - at South Florida (11/13)
58 - Anderson (11/11)	27 - twice	Total Rebounds	48 - vs. Wright St. (1/10)	25 - at Loyola (11/20)
24 - vs. Wright St. (1/10)	10 - IU South Bend (12/10)	Fouls	25 - twice	11 - at Detroit Mercy (1/23)
22 - at Green Bay (1/5)	2 - at Ball St. (12/7/19)	Assists	22 - vs. Northern Ky. (1/20)	8 - twice
23 - Anderson (11/11)	7 - vs. Evansville (11/30)	Turnovers	25 - IU South Bend (12/10)	7 - at Bradley (11/9)
8 - IU South Bend (12/10)	0 - four times	Blocked Shots	9 - at Detroit Mercy (1/23)	1 - four times
13 - IU South Bend (12/10)	2 - vs. Evansville (11/30)	Steals	14 - IU South Bend (12/10)	2 - twice

2019-2020 GAME-BY-GAME LEADERS / STARTING FIVES

Opponent	Starting 5 (alphabetically)	Points	Rebounds	Assists	Blocks	Steals
#Tiffin	Burk-Goss-Minnett-Weatherford-Williams	Burk (31)	Goss (11)	Burk/Minnett (4)	Goss (4)	Burk (6)
at Butler	Burk-Goss-Minnett-Weatherford-Williams	Burk (17)	4 tied w/ (5)	DePersia/Tyson (2)	3 tied w/ (1)	Tyson (3)
at Bradley	Burk-Goss-Minnett-Weatherford-Williams	Minnett (17)	Goss (8)	Weatherford (4)	Goss (2)	Burk (2)
Anderson	Burk-DePersia-Minnett-Tyson-Williams	Burk (25)	Goss (10)	Weatherford (4)	3 tied w/ (1)	Burk (4)
at South Fla.	Burk-DePersia-Minnett-Tyson-Williams	Burk (26)	Burk (9)	Minnett (7)	Goss (1)	Minnett (4)
at Loyola (Ill.)	Burk-DePersia-Minnett-Tyson-Williams	Burk (23)	Goss (5)	DePersia (4)	none	DePersia (3)
vs. Loyola (Md.)	Burk-DePersia-Goss-Minnett-Tyson	Burk (32)	Goss (13)	Williams (5)	none	Minnett (3)
vs. Southern	Burk-DePersia-Goss-Minnett-Tyson	Burk (27)	Tyson/Williams (6)	Weatherford (4)	Tyson (3)	Weatherford (3)
Evansville	Burk-DePersia-Goss-Minnett-Tyson	Burk/Minnett (18)	Goss (9)	Minnett (4)	Burk (1)	Goss/Weatherford (1)
at Morehead St.	Burk-Goss-Minnett-Tyson-Weatherford	Weatherford (17)	Goss (17)	DePersia/Minnett (3)	Goss/Williams (2)	Minnett (3)
at Ball St.	Burk-Goss-Minnett-Tyson-Weatherford	Minnett (17)	Goss (9)	DePersia/Weatherford (1)	none	4 tied w/ (1)
IU South Bend	Burk-Goss-Minnett-Weatherford-Williams	Burk (21)	Goss (21)	3 tied w/ (3)	Goss (4)	DePersia (3)
Purdue Fort Wayne	Burk-Goss-Minnett-Weatherford-Williams	Burk (22)	Goss (11)	Weatherford (6)	4 tied w/ (1)	Weatherford (5)
at Fresno St.	Burk-Goss-Minnett-Weatherford-Williams	Weatherford (16)	Goss (7)	DePersia (3)	Tyson/Weatherford (1)	Weatherford (2)
*Youngstown St.	Burk-Goss-Minnett-Weatherford-Williams	Burk/Minnett (16)	Goss (18)	Minnett (6)	3 tied w/ (1)	4 tied w/ (2)
*Cleveland St.	Burk-DePersia-Goss-Minnett-Weatherford	Minnett (23)	Goss (11)	Minnett (6)	3 tied w/ (1)	Weatherford (3)
*at Milwaukee	Burk-Goss-Minnett-Weatherford-Williams	Goss (19)	Goss (16)	DePersia (5)	Goss (6)	3 tied w/ (2)
*at Green Bay	Burk-Goss-Minnett-Weatherford-Williams	Minnett (31)	Goss (17)	DePersia (8)	Goss (1)	Burk (2)
*Wright St.	Burk-Goss-Minnett-Weatherford-Williams	Minnett (24)	Goss (14)	3 tied w/ (2)	Goss/Tyson (1)	Minnett (3)
*Northern Kentucky	Burk-Goss-Minnett-Weatherford-Williams	Burk (25)	Goss (11)	Minnett (4)	none	Burk (2)
*UIC	Burk-DePersia-Goss-Minnett-Weatherford	Burk (18)	Goss (15)	3 tied w/ (3)	Goss (3)	DePersia (2)
*at Detroit Mercy	Burk-DePersia-Goss-Minnett-Weatherford	Burk (25)	Goss (12)	Minnett (5)	Burk/Goss (1)	DePersia (3)
*at Oakland						
*at Cleveland St.						
*at Youngstown St.						
*Green Bay						
*Milwaukee						
*at Northern Kentucky						
*at Wright St.						
*at UIC						
*Oakland						
*Detroit Mercy						
HL 1st Rd.						
HL 2nd Rd.						
HL Semis						
HL Finals						

2019-2020 COMPARISON STATISTICS

Opponent	1st	2nd	Score	Mar	Total FG	FG Pct	3-Pointers	3FG Pct	Free Throws	FT Pct	Rebounds	Assist	T/Over	Block	Steal	Fouls
Butler	26/36	21/44	47-80	(33)	21-57/35-59	.368/.593	3-21/6-14	.143/.429	2-8/4-9	.250/.444	30/36 (6)	7/21	14/9	3/4	5/6	14/13
Bradley	23/47	33/43	56-90	(34)	19-54/32-67	.352/.478	7-24/9-27	.292/.333	11-17/17-22	.647/.773	30/46 (16)	10/19	15/7	2/2	4/4	18/15
ANDERSON (IN)	49/29	23/26	72-55	+17	29-68/22-68	.426/.324	8-26/4-24	.308/.167	6-14/7-12	.429/.583	58/33 +25	13/8	23/13	3/6	10/10	20/14
South Fla.	38/36	32/17	70-53	+17	25-49/20-54	.510/.370	10-19/5-23	.526/.217	10-13/8-18	.769/.444	30/35 (5)	15/8	22/23	1/3	10/12	18/14
Loyola Chicago	31/39	31/46	62-85	(23)	23-56/27-44	.411/.614	10-22/9-16	.455/.563	6-9/22-24	.667/.917	28/25 +3	13/16	15/14	0/4	6/7	20/15
Loyola Maryland	36/39	41/42	77-81	(4)	29-60/28-54	.483/.519	9-22/13-29	.409/.448	10-19/12-19	.526/.632	35/30 +5	16/20	19/17	0/2	11/11	23/16
Southern U.	42/38	35/45	77-83	(6)	27-56/34-60	.482/.567	7-20/7-17	.350/.412	16-24/8-12	.667/.667	30/36 (6)	13/17	10/12	4/1	4/2	17/21
EVANSVILLE	37/27	27/43	64-70	(6)	23-58/25-63	.397/.397	5-18/5-23	.278/.217	13-24/15-19	.542/.789	38/44 (6)	13/11	7/8	1/4	2/3	19/20
Morehead State	12/24	39/32	51-56	(5)	21-60/22-61	.350/.361	6-17/4-22	.353/.182	3-10/8-14	.300/.571	40/46 (6)	9/14	14/12	4/8	7/6	17/12
Ball St.	24/40	30/62	54-102	(48)	19-63/32-58	.302/.552	5-14/15-34	.357/.441	11-19/23-29	.579/.793	35/38 (3)	2/20	16/9	0/8	4/9	23/15
IND.-SOUTH BEND	44/22	36/38	80-60	+20	28-74/26-65	.378/.400	10-27/6-25	.370/.240	14-19/2-3	.737/.667	49/39 +10	13/10	17/25	8/7	13/14	10/18
PURDUE FORT WAYNE	42/30	32/35	74-65	+9	26-58/26-67	.448/.388	8-26/10-35	.308/.286	14-16/3-7	.875/.429	34/43 (9)	16/14	11/15	4/4	10/6	14/17
Fresno State	25/52	39/43	64-95	(31)	21-50/32-71	.420/.451	9-20/15-39	.450/.385	13-22/16-17	.591/.941	27/46 (19)	8/21	17/10	2/1	7/11	19/20
YOUNGSTOWN ST.	38/41	35/42	73-83	(10)	26-58/31-59	.448/.525	9-25/9-22	.360/.409	12-28/12-14	.429/.857	34/35 (1)	18/15	15/19	3/3	9/9	16/25
CLEVELAND ST.	34/37	46/45	80-82	(2)	28-54/31-58	.519/.534	9-23/7-13	.391/.538	15-18/13-16	.833/.813	27/28 (1)	21/15	16/15	3/1	9/8	17/20
Milwaukee	37/34	37/44	74-78	(4)	29-62/29-68	.468/.426	2-13/12-29	.154/.414	14-19/8-14	.737/.571	40/39 +1	12/17	15/13	6/2	7/8	17/21
Green Bay	53/38	40/40	93-78	+15	31-64/27-69	.484/.391	14-28/10-27	.500/.370	17-20/14-19	.850/.737	45/35 +10	22/21	12/11	1/2	6/2	19/16
WRIGHT ST.	31/53	39/31	70-84	(14)	19-57/29-69	.333/.420	5-23/9-23	.217/.391	27-40/17-32	.675/.531	38/48 (10)	9/18	12/9	2/8	5/6	24/25
NORTHERN KY.	34/42	37/54	71-96	(25)	24-63/37-66	.381/.561	4-21/13-35	.190/.371	19-26/9-13	.731/.692	37/39 (2)	14/22	10/10	0/1	5/8	16/21
UIC	23/35	43/40	66-75	(9)	20-60/29-65	.333/.446	6-26/9-23	.231/.391	20-28/8-12	.714/.667	37/41 (4)	11/20	9/12	6/7	4/4	16/24
Detroit Mercy	22/41	42/35	64-76	(12)	27-66/28-66	.409/.424	8-29/9-29	.276/.310	2-7/11-12	.286/.917	37/44 (7)	16/19	13/11	2/9	5/7	13/11

2019-2020 POINTS-REBOUNDS-ASSISTS

Opponent	Date	Score	00	01	02	10	11	12	13
			MINNETT,JA	KEMP,JAKOB	JACKSON JR	DEPERIA,M	KENYON,BRA	TAYLOR,MAR	WILLIAMS,I
at Butler	11/06/19	47-80	L	7-5-0	DNP	DNP	0-2-2	DNP	3-4-1
at Bradley	11/09/19	56-90	L	17-3-2	DNP	6-2-0	2-2-1	0-1-0	9-5-1
ANDERSON (IN)	11/11/19	72-55	w	17-5-3	DNP	0-4-2	4-6-0	2-4-0	7-7-1
at South Fla.	11/13/19	70-53	w	17-3-7	DNP	3-0-0	4-4-3	DNP	9-2-0
at Loyola Chicago	11/20/19	62-85	L	6-4-3	DNP	7-0-0	4-2-4	3-2-0	9-4-1
vs Loyola Maryland	11/25/19	77-81	L	12-6-3	DNP	0-0-0	1-0-3	3-1-0	7-5-5
vs Southern U.	11/26/19	77-83	L	6-5-3	DNP	0-0-0	7-2-1	DNP	13-6-0
EVANSVILLE	11/30/19	64-70	L	18-4-4	DNP	DNP	1-1-1	DNP	15-8-3
at Morehead State	12/04/19	51-56	L	13-5-3	2-3-0	DNP	0-1-3	0-0-0	7-5-0
at Ball St.	12/07/19	54-102	L	17-3-0	2-2-0	3-2-0	0-2-1	0-0-0	2-4-0
IND.-SOUTH BEND	12/10/19	80-60	w	15-2-3	0-0-0	11-2-0	1-2-2	DNP	10-3-1
PURDUE FORT WAYNE	12/14/19	74-65	w	17-5-4	DNP	5-1-1	2-0-0	DNP	6-4-1
at Fresno State	12/20/19	64-95	L	13-2-2	0-0-0	10-1-1	0-1-3	7-2-0	10-5-0
YOUNGSTOWN ST.	12/28/19	73-83	L	16-0-6	DNP	3-1-1	2-0-3	DNP	14-5-3
CLEVELAND ST.	12/30/19	80-82	L	23-0-6	DNP	2-0-2	11-4-4	0-0-0	DNP
at Milwaukee	01/03/20	74-78	L	18-4-3	DNP	DNP	4-5-5	DNP	6-3-2
at Green Bay	01/05/20	93-78	w	31-3-6	DNP	0-0-0	3-5-8	DNP	2-4-2
WRIGHT ST.	01/10/20	70-84	L	24-4-2	0-0-0	0-1-1	6-4-1	DNP	4-2-2
NORTHERN KY.	01/12/20	71-96	L	7-3-4	DNP	5-2-0	4-1-3	DNP	11-4-1
UIC	01/18/20	66-75	L	12-1-3	0-0-0	3-4-0	0-5-3	0-0-0	DNP
at Detroit Mercy	01/23/20	64-76	L	15-2-5	2-1-1	DNP	0-4-3	1-0-0	DNP

Opponent	Date	Score	14	15	20	23	30	32
			BURK,MARCU	WHITE,TAVE	STOLTZ,SAW	WEATHERFOR	TYSON,ZO	GOSS,ELYJA
at Butler	11/06/19	47-80	L	17-5-1	DNP	6-5-1	8-5-2	6-3-0
at Bradley	11/09/19	56-90	L	15-3-1	0-0-0	1-1-4	2-3-0	4-8-1
ANDERSON (IN)	11/11/19	72-55	w	25-2-2	0-2-0	6-9-4	0-3-0	11-10-1
at South Fla.	11/13/19	70-53	w	26-9-2	0-0-0	6-3-1	2-2-0	3-4-2
at Loyola Chicago	11/20/19	62-85	L	23-3-0	0-0-0	0-0-3	8-4-1	2-5-1
vs Loyola Maryland	11/25/19	77-81	L	32-3-1	DNP	4-5-4	4-1-0	14-13-0
vs Southern U.	11/26/19	77-83	L	27-2-2	0-0-0	6-1-4	8-6-2	10-5-1
EVANSVILLE	11/30/19	64-70	L	18-0-3	0-0-0	DNP	4-6-1	8-9-0
at Morehead State	12/04/19	51-56	L	8-4-1	DNP	17-2-1	0-2-0	4-17-1
at Ball St.	12/07/19	54-102	L	6-1-0	0-0-0	10-7-1	4-2-0	10-9-0
IND.-SOUTH BEND	12/10/19	80-60	w	21-1-3	DNP	DNP	3-7-3	17-21-1
PURDUE FORT WAYNE	12/14/19	74-65	w	22-4-4	DNP	DNP	14-4-6	8-11-0
at Fresno State	12/20/19	64-95	L	2-2-0	DNP	DNP	16-3-1	6-7-0
YOUNGSTOWN ST.	12/28/19	73-83	L	16-2-3	DNP	DNP	7-3-1	13-18-1
CLEVELAND ST.	12/30/19	80-82	L	19-4-4	DNP	DNP	7-4-4	8-11-1
at Milwaukee	01/03/20	74-78	L	15-3-1	DNP	DNP	10-7-1	19-16-0
at Green Bay	01/05/20	93-78	w	27-6-2	DNP	DNP	13-6-2	13-17-1
WRIGHT ST.	01/10/20	70-84	L	17-2-0	0-0-0	DNP	12-5-1	3-14-2
NORTHERN KY.	01/12/20	71-96	L	25-3-3	0-0-0	DNP	12-8-2	3-11-0
UIC	01/18/20	66-75	L	18-3-1	DNP	DNP	17-8-3	16-15-1
at Detroit Mercy	01/23/20	64-76	L	25-10-3	0-2-0	DNP	6-4-4	15-12-0

ALL-TIME RESULTS

Date	Res.	Loc.	Score
Dec. 5, 1975	L	A	76-80
Jan. 1, 1977	L	H	97-101
Dec. 21, 1977	W	H	66-65
Nov. 27, 1978	L	A	83- 113
Dec. 18, 1979	L	A	78-88
Jan. 24, 1998	L	A	61-76
Feb. 14, 1998	W	H	2-0
Jan. 21, 1999	W	A	73-63
Feb. 11, 1999	L	H	77-80
Jan. 27, 2000	L	H	63-65
Feb. 17, 2000	L	A	79-83
Jan. 13, 2001	L	A	89-94
Jan. 25, 2001	W	H	68-67
Jan. 19, 2002	L	A	69-83
Feb. 16, 2002	L	H	92-94
Mar. 3, 2002	W	N	90-84
Jan. 11, 2003	W	H	96-82
Feb. 8, 2003	L	A	78-79
Jan. 10, 2004	W	A	83-79
Feb. 19, 2004	L	H	73-76
Jan. 8, 2005	W	H	81-65
Feb. 26, 2005	L	A	89-94
Jan. 4, 2006	W	A	82-81
Feb. 4, 2006	W	H	87-72
Mar. 4, 2006	W	N	69-63
Jan. 4, 2007	L	A	57-62
Feb. 3, 2007	L	H	60-70
Jan. 24, 2008	W	H	82-69
Feb. 21, 2008	L	A	69-84
Mar. 10, 2008	W	N	80-65
Jan. 22, 2009	L	A	57-75
Feb. 21, 2009	L	H	76-81
Jan. 2, 2010	L	A	82-85
Jan. 28, 2010	W	H	78-54
Mar. 9, 2010	L	N	64-76
Jan. 6, 2011	L	A	71-85
Feb. 5, 2011	W	H	100-88
Jan. 7, 2012	L	A	81-93
Feb. 1, 2012	W	H	79-75
Dec. 29, 2012	L	H	62-84
Jan. 24, 2013	L	A	71-89
Feb. 4, 2018	L	A	74-82
Feb. 19, 2018	W	H	74-67
Mar. 4, 2018	L	N	55-62
Jan. 24, 2019	W	H	73-71
Mar. 2, 2019	L	A	63-72

shaded games denote IUPUI's Division I era
score totals in **bold** denote highest in series history

THE LAST MEETING - OAKLAND 72, IUPUI 63 (MAR. 2, 2019 - ROCHESTER, MICH.)

JAGUARS DROP REGULAR SEASON FINALE AT OAKLAND, 72-63

ROCHESTER, Mich. (Mar. 2, 2019) -

The IUPUI men's basketball team capped the regular season with a 72-63 loss at Oakland University on Saturday (Mar. 2) as the Golden Grizzlies roared past the Jags in the second half. Oakland shot 52 percent in the second half and 56 percent from three-point range to roll to a fourth straight win heading into the Horizon League Tournament.

Senior center Ahmed Ismail received his second career double-double with 15 points and 10 boards and both Camron Justice and Jaylen Minnett pumped in 15 each also in the loss. Senior Evan Hall chipped in with 12 points, five rebounds and four assists, becoming the ninth player in school history to grab 600 career boards in the process.

"It was a really physical, prototypical-type Horizon League game," head coach Jason Gardner said. "I thought our guys did a good job of staying in the fight and scrapping all 40 minutes. It was a tough game both ways.

"They made shots in the second half and we kind of went cold, especially with Cam on the bench. More than anything, we just have to regroup now and have a quick turnaround on the road against another good team. That's what the postseason is all about."

Justice missed a significant stretch of the second half after sustaining a gash on his forehead on a drive to the bucket, as he left a trail of blood heading to end of the bench. With the Jags' top scorer sidelined, Oakland extended a one-point lead early in the second half to an eight-point margin by the time he returned.

IUPUI (16-15, 8-10 HL) shot just 41 percent for the game as a whistle free second half finally pushed Gardner to a boiling point late in the contest. After Oakland was only called for two personal fouls in more than 16 minutes in the second half, Gardner was assessed a technical foul heading into the day's final media timeout and his team trailing by eight. Oakland cashed in on all four ensuing free throws to end any suspense.

Xavier Hill-Mais led five Oakland players in double-digits with 14 points and seven boards and Brad Brechtling chipped in 13 points. Braden Norris closed with 12 points and nine assists in 38 minutes and Jaevin Cumberland finished with 12 points.

IUPUI used the three-point line early to build a 16-7 lead at the 11:53 mark of the first half after Minnett splashed a connection from the right wing. That came on the heels of back-to-back makes from Justice, the second of which came on a pull-up on a fast break. Ismail had the Jags' first perimeter make of the day when the 7-foot-1 center sank an uncontested top of the key three early in the half for his fourth trey of the season. The Jags maintained the lead for the bulk of the first half until Hill-Mais swished a triple from the top of the key with 59 seconds left to tie the score at 31 all.

Minnett countered with a tough step back jumper on the Jags' final offensive possession of the half to give the guests a 33-31 halftime lead.

IUPUI finished with a 36-26 rebounding advantage, including grabbing 13 off the offensive glass as the Jags led in second chance points, 13-5.

IUPUI 63 • 16-15, 8-10 HL

#	Player	Total		3-Ptr		Rebounds			PF	TP	A	TO	Blk	Stl	Min
		FG-FGA	FG-FGA	FT-FTA	FT-FTA	Off	Def	Tot							
24	HALL, Evan	f	6-13	0-1	0-0	2	3	5	2	12	4	3	0	2	33
15	ISMAIL, Ahmed	c	6-9	1-1	2-2	5	5	10	4	15	0	2	1	0	29
05	JUSTICE, Camron	g	4-12	3-8	4-4	1	3	4	1	15	4	3	1	1	33
22	McCALL, D.J.	g	1-5	0-1	0-0	2	4	6	1	2	2	3	0	0	34
23	WEATHERFORD, Grant	g	2-6	0-1	0-0	0	2	2	3	4	4	0	0	1	26
00	MINNETT, Jaylen		6-14	3-10	0-0	0	2	2	1	15	2	1	1	0	27
04	HANSEN, Jack		0-1	0-0	0-0	0	0	0	0	0	0	1	0	0	2
10	ROGERS, Nick		0-0	0-0	0-0	0	0	0	0	0	1	1	0	0	3
32	GOSS, Elyjah		0-0	0-0	0-0	0	2	2	2	0	0	0	0	0	13
Team						3	2	5	1						
Totals			25-60	7-22	6-6	13	23	36	15	63	17	14	3	4	200
FG % 1st Half: 13-31		41.9%	2nd half: 12-29		41.4%	Game: 25-60		41.7%	Deadball Rebounds 0						
3FG % 1st Half: 5-13		38.5%	2nd half: 2-9		22.2%	Game: 7-22		31.8%							
FT % 1st Half: 2-2		100.0	2nd half: 4-4		100.0	Game: 6-6		100.0							

OAKLAND 72 • 15-16, 11-7 HL

#	Player	Total		3-Ptr		Rebounds			PF	TP	A	TO	Blk	Stl	Min
		FG-FGA	FG-FGA	FT-FTA	FT-FTA	Off	Def	Tot							
14	Xavier Hill-Mais	f	6-12	1-4	1-2	0	7	7	3	14	5	3	2	1	35
13	Brad Brechtling	c	6-11	0-0	1-2	0	4	4	1	13	4	2	0	1	32
01	Braden Norris	g	3-6	3-5	3-4	0	1	1	3	12	9	0	0	3	38
02	Tray Maddox Jr.	g	4-9	2-4	0-0	0	1	1	2	10	1	1	0	0	27
21	Jaevin Cumberland	g	4-10	2-7	2-2	0	3	3	0	12	4	1	0	2	36
04	Stan Scott		0-0	0-0	0-0	0	0	0	0	0	0	0	0	0	1
10	Karmari Newman		2-3	2-3	1-2	2	1	3	1	7	0	3	2	0	20
20	Babatunde Sowunmi		0-1	0-0	0-0	0	0	0	0	0	0	0	0	0	1
22	James Beck		2-2	0-0	0-0	1	1	2	0	4	2	0	0	0	8
24	Kenny Pittman Jr.		0-0	0-0	0-0	1	0	1	1	0	0	0	0	0	2
Team						1	3	4							
Totals			27-54	10-23	8-12	5	21	26	11	72	25	12	4	7	200
FG % 1st Half: 12-25		48.0%	2nd half: 15-29		51.7%	Game: 27-54		50.0%	Deadball Rebounds 3,1						
3FG % 1st Half: 5-14		35.7%	2nd half: 5-9		55.6%	Game: 10-23		43.5%							
FT % 1st Half: 2-4		50.0%	2nd half: 6-8		75.0%	Game: 8-12		66.7%							

Officials: Kelly Pfeifer, Michael Kitts, Steve Honacki
Technical fouls: IUPUI-None, OAKLAND-TEAM.
Attendance: 3699
TECHNICAL FOULS: IUPUI Bench (Coach) at 3:26 of 2nd Half

Score by periods	1st	2nd	Total
IUPUI	33	30	63
OAKLAND	31	41	72

Points	In	Off	2nd	Fast	Bench
IUPUI	32	11	13	8	15
OAK	32	14	5	9	11

Last FG - IUPUI 2nd-00:48, OAK 2nd-01:25.
Largest lead - IUPUI by 9 1st-11:53, OAK by 14 2nd-01:25.
IUPUI led for 17:45, OAK led for 19:22. Game was tied for 02:53.

Score tied - 2 times.
Lead changed - 7 times.

SERIES BREAKDOWN

All-Time: IUPUI is 18-28 all-time against Oakland

Current Streak: IUPUI has lost 1

Longest IUPUI Winning Streak: 3 games (Jan. 4, 2006 - Mar. 4, 2006)

Longest IUPUI Losing Streak: 4 games (Feb. 11, 1999 - Jan. 13, 2001)

Last Matchup: Oakland 72, IUPUI 63 (Mar. 2, 2019 - Rochester, Mich.)

Record at Home: 12-8

Record in Rochester: 3-18

Neutral: 3-2

Last 10 Matchups: IUPUI is 4-6

Largest Win: 78-54 on Jan. 28, 2010

Slimmest Win: 1 point (3 times)

Largest Defeat: 83-113 on Nov. 27, 1978

Slimmest Defeat: 78-79 on Feb. 8, 2003



Byron Rimm II was named the program's interim head coach for the 2019-2020 season on Aug. 27, 2019, becoming the ninth head coach in program history. He originally joined the IUPUI program in October 2018 as the Jaguars' associate head coach.

In his first season on the Jaguars' sidelines, IUPUI's 16 wins were the program's most since a 19-win campaign in 2010-

11. Included in the wins was a benchmark road win at ACC foe Boston College and a win of the Niagara Regional of the Fort Myers Tip-Off Classic during non-conference play. The Jaguars were later selected to play in the 2019 CIT, earning the program's third postseason appearance in the Division I era.

Rimm has an extensive background in college basketball including having served as head coach at Prairie View A&M from 2006-15. During his time with the Panthers, the program ascended to new heights, including back-to-back appearances in the SWAC tournament championship game in 2013 and 2014. Before Prairie View, the Pensacola, Fla.-native gained valuable experience on the West Coast, which included assistant coaching stops at Pasadena City College and Chaffey Community College from 1997-2000.

He directed Cal State San Bernardino to a No. 3 national ranking in NCAA Division II during the 2000 campaign and then took over the reins as the head women's basketball coach at Texas College in Tyler, Texas, guiding the team to a 20-12 mark in his lone season. At the time, the 20-12 mark was the most successful season in program history. He then had a four-year run as the head men's coach with Jarvis Christian College before joining Prairie View A&M as an assistant for the 2005-06 season. He was promoted to the head coaching spot the following season at age 32.

He coached Prairie View A&M to winning seasons in 2008-09 and 2009-10 and won 115 games during his time as head coach. His 2014 squad boasted the highest APR ranking among SWAC teams and also registered the best score in program history.

Since then, Rimm has served as the director of basketball operations at Texas A&M Corpus Christi in 2016-17 and as an assistant at UC Riverside in 2017-18.

Rimm played at Ventura College and California State University Los Angeles before earning his degree from Cal State, Los Angeles in 1999. He earned his master's degree in education from American InterContinental University in 2005.



THE RIMM FILE

School: Cal State, Los Angeles, '99

Seasons with IUPUI:2nd season

Career Record:..... 187-258 (14 years)

Division I Record: 120-207 (10 years)

IUPUI Record:.....5-16 (1 year)

Coaching Experience:

.....1997-99, Asst. Coach, Pasadena C.C.
 1999-00, Asst. Coach, Chaffey College
 2000-01, Asst. Coach, Cal State San Bernadino
 2001-02, Head Coach, Texas College (women)
 2002-05, Head Coach, Jarvis Christian
 2006-16, Head Coach, Prairie View A&M
 2016-17, Director of Ops., Texas A&M CC
 2017-18, Assistant Coach, UC Riverside
 2018-19, Associate Head Coach, IUPUI
2019-pres., Interim Head Coach, IUPUI



PLAYER BIOS



JAYLEN MINNETT

#0

Junior | Guard
6-1 | 180
Terre Haute, Ind.
Terre Haute South

Birthdate: July 24, 1999 (age 20)
Major: Sports Management

QUICK NOTES

2019 Horizon League 6th Man of the Year... his 78 3's made last season was the 7th-highest single-season total in IUPUI history... enters play having made 129 career 3's, ranking 9th on the program's all-time list... his 7.1 ppg scoring average as a frosh was the highest by an IUPUI rookie since Alex Young averaged 10.8 points per game in 2008-09... his 51 3's made in '17-18 were the most by a freshman in the program's D1-era... named to the Indiana All-Star Team... finished as Terre Haute South's all-time leading scorer (1,782 career pts).

CAREER/SEASON HIGHS

CAREER HIGH	CATEGORY	SEASON HIGH
31 at Green Bay (1/5/2020)	PTS	31 at Green Bay (1/5/2020)
6 vs. Loyola (Md.) (11/25/2019)	REB	6 vs. Loyola (Md.) (11/25/2019)
7 at South Florida (11/13/19)	AST	7 at South Florida (11/13/19)
9 vs. IU Northwest (12/12/18)	FG	8 - twice
17 - 8x	FGA	17 - 5x
7 vs. Cleveland St. (12/30/2019)	3FG	7 vs. Cleveland St. (12/30/2019)
13 - 3x	3FGA	13 vs. Cleveland St. (12/30/2019)
9 at Green Bay (1/5/2020)	FT	9 at Green Bay (1/5/2020)
9 - twice	FTA	9 - twice
4 at South Florida (11/13/19)	STL	4 at South Florida (11/13/19)
1 - 6x	BLK	1 - 3x
40 at Green Bay (1/5/2020)	MIN	40 at Green Bay (1/5/2020)

GAME-BY-GAME

Opponent	MIN	FG	3FG	FT	O-D-T	PF	A	TO	B	S	PTS
at Butler*	34	3-12	1-7	0-0	2-3-5	2	0	0	1	0	7
at Bradley*	29	5-11	5-8	2-2	0-3-3	0	2	2	0	0	17
Anderson*	29	6-14	4-10	1-2	0-5-5	3	3	1	0	1	17
at South Fla.*	34	5-14	4-9	3-3	1-2-3	0	7	4	0	4	17
at Loyola*	30	2-8	2-8	0-0	1-3-4	0	3	3	0	1	6
vs. Loyola (Md.)*	30	5-13	2-8	0-0	1-5-6	4	3	6	0	3	12
vs. Southern*	27	2-10	1-5	1-1	0-5-5	0	3	1	0	0	6
Evansville*	36	6-17	3-11	3-4	0-4-4	3	4	0	0	0	18
at Morehead St.*	38	5-17	2-7	1-3	1-4-5	1	3	0	0	3	13
at Ball St.*	35	6-12	4-7	1-3	0-3-3	0	0	1	0	1	17
IU South Bend*	35	5-12	5-10	0-0	0-2-2	2	3	5	1	2	15
Purdue FW*	36	5-16	3-11	4-4	0-5-5	0	4	2	0	0	17
at Fresno St.*	38	4-10	2-7	3-4	0-2-2	2	2	1	0	1	13
Youngstown St.*	34	6-13	4-9	0-0	0-0-0	3	6	6	0	1	16
Cleveland St.*	37	8-16	7-13	0-0	0-0-0	3	6	1	0	2	23
at Milwaukee*	38	6-17	2-7	4-5	0-4-4	3	3	1	0	2	18
at Green Bay*	40	8-15	6-10	9-9	0-3-3	1	6	1	0	1	31
Wright St.*	38	7-17	3-12	7-9	2-2-4	1	2	1	0	3	24
Northern Ky.*	34	1-7	1-5	4-4	0-3-3	1	4	2	0	1	7
UIC*	35	3-13	2-8	4-4	0-1-1	4	3	3	1	1	12
at Detroit Mercy*	36	6-17	3-12	0-0	0-2-2	3	5	6	0	1	15
at Oakland											
at Cleveland St.											
at Youngstown St.											
Green Bay											
Milwaukee											
at Northern Ky.											
at Wright St.											
at UIC											
Oakland											
Detroit Mercy											
HL 1st Round											
HL 2nd Round											
HL Semis											
HL Finals											

* denotes starter

CAREER STATS

Season	GP-GS	MIN-Avg	FG	Pct.	3FG	Pct.	FT	Pct.
2017-18	30-4	630-21.0	69-173	.399	51-126	.405	24-30	.800
2018-19	33-1	790-23.9	131-368	.356	78-247	.316	55-63	.873
2019-20	21-21	723-34.4	104-281	.370	66-184	.359	47-57	.825
TOTALS	84-26	2143-25.5	304-822	.370	195-557	.350	126-150	.840

REBOUNDS

Season	O-D-REB-AVG.	PF-DQ	AST	TO	BLK	STL	PTS-PPG
2017-18	12-24-36-1.2	42-0	35	39	1	14	213-7.1
2018-19	10-58-68-2.1	53-0	65	49	2	29	395-12.0
2019-20	8-61-69-3.3	36-0	72	47	3	28	321-15.3
TOTALS	30-143-173-2.1	131-0	172	135	6	71	929-11.1



JAKOBY KEMP

#1

Junior | Forward
6-8 | 190
Layton, Utah
Layton (Missouri/Salt Lake C.C.)

Birthdate: September 22, 1997 (age 22)
Major: General Studies

QUICK NOTES

Redshirted as a freshman at Missouri before transferring to play at Salt Lake Community College last season... helped Salt Lake to a 30-3 record and a trip to the NJCAA Tournament after winning the District I title... averaged 4.5 points and 2.6 rebounds per game as a freshman at Salt Lake... first-ever native of Utah in the IUPUI basketball program's history... older brother, Marcus, is a wide receiver for the Kansas City Chiefs (currently on IR) and played collegiately at Hawaii.

CAREER/SEASON HIGHS

CAREER HIGH	CATEGORY	SEASON HIGH
8 vs. IU Northwest (12/12/18)	PTS	2 - 3x
4 at Cleveland State (2/16/19)	REB	3 at Morehead State (12/4/19)
1 - twice	AST	1 at Detroit Mercy (1/23/20)
3 vs. IU Northwest (12/12/18)	FG	1 - 3x
7 at Ball State (12/7/19)	FGA	7 at Ball State (12/7/19)
---	3FG	---
1 - twice	3FGA	1 at Detroit Mercy (1/23/20)
3 vs. IU Kokomo (12/6/18)	FT	---
4 vs. IU Kokomo (12/6/18)	FTA	---
1 - twice	STL	1 at Ball State (12/7/19)
1 vs. IU Kokomo (12/6/18)	BLK	---
11 - 3x	MIN	11 - twice

GAME-BY-GAME

Opponent	MIN	FG	3FG	FT	O-D-T	PF	A	TO	B	S	PTS
at Butler											DID NOT PLAY
at Bradley											DID NOT PLAY
Anderson											DID NOT PLAY
at South Fla.											DID NOT PLAY
at Loyola											DID NOT PLAY
vs. Loyola (Md.)											DID NOT PLAY
vs. Southern											DID NOT PLAY
Evansville											DID NOT PLAY
at Morehead St.	6	1-2	0-0	0-0	0-3-3	0	0	1	0	0	2
at Ball St.	11	1-7	0-0	0-0	2-0-2	1	0	0	0	1	2
IU South Bend	2	0-1	0-1	0-0	0-0-0	0	0	0	0	0	0
Purdue FW											DID NOT PLAY
at Fresno St.	0+	0-0	0-0	0-0	0-0-0	1	0	1	0	0	0
Youngstown St.											DID NOT PLAY
Cleveland St.											DID NOT PLAY
at Milwaukee											DID NOT PLAY
at Green Bay											DID NOT PLAY
Wright St.	2	0-1	0-0	0-0	0-0-0	1	0	0	0	0	0
Northern Ky.											DID NOT PLAY
UIC	3	0-0	0-0	0-0	0-0-0	1	0	0	0	0	0
at Detroit Mercy	11	1-2	0-1	0-0	1-0-1	0	1	1	0	0	2
at Oakland											
at Cleveland St.											
at Youngstown St.											
Green Bay											
Milwaukee											
at Northern Ky.											
at Wright St.											
at UIC											
Oakland											
Detroit Mercy											
HL 1st Round											
HL 2nd Round											
HL Semis											
HL Finals											

* denotes starter


CAREER STATS

Season	GP-GS	MIN-Avg	FG	Pct.	3FG	Pct.	FT	Pct.
2018-19	6-0	34-5.7	6-7	.857	0-1	.000	5-8	.625
2019-20	7-0	35-5.0	3-13	.231	0-2	.000	0-0	.000
TOTALS	13-0	69-5.3	9-20	.450	0-3	.000	5-8	.625

REBOUNDS

Season	O-D-REB-AVG.	PF-DQ	AST	TO	BLK	STL	PTS-PPG
2018-19	5-3-8-1.3	5-0	1	4	1	1	17-2.8
2019-20	3-3-6-0.9	4-0	1	3	0	1	6-0.9
TOTALS	8-6-14-1.1	9-0	2	7	1	2	23-1.8

PLAYER BIOS



JAMIL JACKSON JR. #2

Junior | Guard/Forward
6-6 | 190
Minneapolis, Minn.
Minneapolis North (Southern Utah)

Birthdate: Mar. 5, 1998 (age 21)
Major: General Studies

QUICK NOTES

Joined the IUPUI program in the summer of 2018 and sat out the 2018-19 season after transferring in from Southern Utah... limited to five games at SUU, totaling 14 points before missing the remainder of the season to injury... was an HM NJCAA All-American selection after averaging 16.3 ppg and 6.4 rpg as a freshman at Williston State in 2016-17... was named among the nation's Top 75 JUCO players after that season... hasn't played in a game since Nov. 25, 2017 when SUU lost at UNLV, 101-82... full name is Nieta Jamil Aki Jackson.

CAREER/SEASON HIGHS

CAREER HIGH	CATEGORY	SEASON HIGH
11 vs. IU South Bend (12/10/19)	PTS	11 vs. IU South Bend (12/10/19)
4 - twice	REB	4 - twice
2 - 4x	AST	2 - twice
4 - twice	FG	4 vs. IU South Bend (12/10/19)
13 vs. IU South Bend (12/10/19)	FGA	13 vs. IU South Bend (12/10/19)
2 - twice	3FG	2 - twice
5 at Fresno State (12/20/19)	3FGA	5 at Fresno State (12/20/19)
4 at Bradley (11/9/19)	FT	4 at Bradley (11/9/19)
5 at Bradley (11/9/19)	FTA	5 at Bradley (11/9/19)
1 - 5x	STL	1 - 3x
1 - twice	BLK	1 vs. Purdue Fort Wayne (12/14/19)
24 at Fresno State (12/20/19)	MIN	24 at Fresno State (12/20/19)

GAME-BY-GAME

Opponent	MIN	FG	3FG	FT	O-D-T	PF	A	TO	B	S	PTS
at Butler					DID NOT PLAY						
at Bradley	19	1-5	0-3	4-5	0-2-2	1	0	1	0	0	6
Anderson	16	0-5	0-3	0-0	0-4-4	0	2	0	0	0	0
at South Fla.	9	1-4	1-3	0-0	0-0-0	2	0	2	0	0	3
at Loyola	5	2-3	2-2	1-2	0-0-0	0	0	1	0	0	7
vs. Loyola (Md.)	7	0-1	0-1	0-0	0-0-0	1	0	1	0	0	0
vs. Southern	2	0-0	0-0	0-0	0-0-0	0	0	0	0	0	0
Evansville					DID NOT PLAY						
at Morehead St.					DID NOT PLAY						
at Ball St.	16	1-4	0-2	1-2	0-2-2	1	0	2	0	0	3
IU South Bend	14	4-13	0-3	3-4	2-0-2	0	0	0	0	1	11
Purdue FW	17	2-6	1-3	0-0	0-1-1	0	1	0	1	1	5
at Fresno St.	24	3-9	2-5	2-3	0-1-1	3	1	2	0	0	10
Youngstown St.	8	1-1	1-1	0-0	0-1-1	1	1	2	0	0	3
Cleveland St.	20	1-5	0-3	0-0	0-0-0	1	2	2	0	0	2
at Milwaukee					DID NOT PLAY						
at Green Bay	3	0-1	0-1	0-0	0-0-0	1	0	0	0	0	0
Wright St.	5	0-2	0-1	0-0	1-0-1	1	1	1	0	0	0
Northern Ky.	13	1-6	0-4	3-4	0-2-2	3	0	1	0	1	5
UIC	12	1-5	0-2	1-2	1-3-4	0	0	1	0	0	3
at Detroit Mercy					DID NOT PLAY						
at Oakland											
at Cleveland St.											
at Youngstown St.											
Green Bay											
Milwaukee											
at Northern Ky.											
at Wright St.											
at UIC											
Oakland											
Detroit Mercy											
HL 1st Round											
HL 2nd Round											
HL Semis											
HL Finals											

* denotes starter

CAREER STATS

Season	GP-GS	MIN-Avg	FG	Pct.	3FG	Pct.	FT	Pct.
2017-18*	5-0	71-14.2	6-14	.429	0-3	.000	2-2	1.000
2019-20	16-0	191-11.9	18-70	.257	7-37	.189	15-22	.682
TOTALS	16-0	191-11.9	18-70	.257	7-37	.189	15-22	.682

REBOUNDS

Season	O-D-REB-AVG.	PF-DQ	AST	TO	BLK	STL	PTS-PPG
2017-18*	1-1-2-0.4	9-1	5	3	1	2	14-2.8
2019-20	4-16-20-1.3	15-0	8	16	1	3	58-3.6
TOTALS	4-16-20-1.3	15-0	8	16	1	3	58-3.6

*at Southern Utah | TOTALS only reflect IUPUI totals



MIKE DePERSIA #10

Freshman | Guard
5-11 | 170
Cherry Hill, N.J.
Haddonfield Memorial

Birthdate: Apr. 30, 2000 (age 19)
Major: Biomedical Engineering

QUICK NOTES

Named the South Jersey Player of the Decade... starting PG on two-time New Jersey state champion Haddonfield Memorial team... the DePersia family is one of just four families in New Jersey high school history to have three siblings all score 1,000 career points as his twin brothers, Nick and Rob, also hit for 1,000 career points... Nick and Rob later played at Rowan University in Glassboro, N.J.... Rob now serves as a graduate assistant on Villanova's MBB staff... played AAU for Team Speed/VIS AAU.

CAREER/SEASON HIGHS

CAREER HIGH	CATEGORY	SEASON HIGH
11 vs. Cleveland St. (12/30/2019)	PTS	11 vs. Cleveland St. (12/30/2019)
6 vs. Anderson (11/11/19)	REB	6 vs. Anderson (11/11/19)
8 at Green Bay (1/5/2020)	AST	8 at Green Bay (1/5/2020)
3 vs. Cleveland St. (12/30/2019)	FG	3 vs. Cleveland St. (12/30/2019)
6 at Loyola Chicago (11/20/19)	FGA	6 at Loyola Chicago (11/20/19)
1 - twice	3FG	1 - twice
3 - twice	3FGA	3 - twice
6 vs. Wright St. (1/10/20)	FT	6 vs. Wright St. (1/10/20)
10 vs. Wright St. (1/10/20)	FTA	10 vs. Wright St. (1/10/20)
3 - 3x	STL	3 - 3x
---	BLK	---
37 at Loyola Chicago (11/20/19)	MIN	37 at Loyola Chicago (11/20/19)

GAME-BY-GAME

Opponent	MIN	FG	3FG	FT	O-D-T	PF	A	TO	B	S	PTS
at Butler	26	0-1	0-1	0-0	0-2-2	2	2	1	0	0	0
at Bradley	22	1-4	0-3	0-1	0-2-2	2	1	0	0	0	2
Anderson*	33	2-4	0-2	0-1	1-5-6	2	0	5	0	1	4
at South Fla.*	30	2-3	0-1	0-0	2-2-4	3	3	3	0	2	4
at Loyola*	37	2-6	0-1	0-0	1-1-2	3	4	1	0	3	4
vs. Loyola (Md.)*	25	0-3	0-2	1-2	0-0-0	1	3	0	0	2	1
vs. Southern*	26	2-5	0-0	3-5	1-1-2	4	1	1	0	0	7
Evansville*	20	0-2	0-1	1-2	0-1-1	1	1	0	0	0	1
at Morehead St.	13	0-2	0-2	0-0	0-1-1	1	3	0	0	1	0
at Ball St.	15	0-1	0-0	0-1	2-0-2	2	1	2	0	0	0
IU South Bend	16	0-5	0-2	1-2	1-1-2	1	2	2	0	3	1
Purdue FW	15	1-2	0-1	0-0	0-0-0	2	0	1	0	1	2
at Fresno St.	24	0-1	0-0	0-0	0-1-1	1	3	5	0	1	0
Youngstown St.	14	1-1	0-0	0-2	0-0-0	0	3	0	0	2	2
Cleveland St.*	24	3-3	1-1	4-4	2-2-4	3	4	3	0	2	11
at Milwaukee	24	2-4	0-1	0-0	2-3-5	4	5	1	0	1	4
at Green Bay	31	1-5	1-3	0-0	2-3-5	4	8	1	0	1	3
Wright St.	19	0-1	0-1	6-10	1-3-4	1	1	1	0	0	6
Northern Ky.	18	2-4	0-2	0-0	0-1-1	4	3	0	0	0	4
UIC*	32	0-2	0-1	0-1	0-5-5	0	3	1	0	2	0
at Detroit Mercy*	33	0-5	0-2	0-0	1-3-4	2	3	1	0	3	0
at Oakland											
at Cleveland St.											
at Youngstown St.											
Green Bay											
Milwaukee											
at Northern Ky.											
at Wright St.											
at UIC											
Oakland											
Detroit Mercy											
HL 1st Round											
HL 2nd Round											
HL Semis											
HL Finals											

* denotes starter


CAREER STATS

Season	GP-GS	MIN-Avg	FG	Pct.	3FG	Pct.	FT	Pct.
2019-20	21-9	497-23.7	19-63	.302	2-27	.074	16-31	.516
TOTALS	21-9	497-23.7	19-63	.302	2-27	.074	16-31	.516

REBOUNDS

Season	O-D-REB-AVG.	PF-DQ	AST	TO	BLK	STL	PTS-PPG
2019-20	16-37-53-2.5	43-0	54	29	0	25	56-2.7
TOTALS	16-37-53-2.5	43-0	54	29	0	25	56-2.7

PLAYER BIOS



BRANDON KENYON #11

Sophomore | Forward/Center
6-10 | 225
Caledonia, Ontario
RISE Prep

Birthdate: February 18, 1999 (age 20)
Major: Criminal Justice

QUICK NOTES

First Canadian-born IUPUI player since 1998-1999 (Shaun Clarke), however Clarke red-shirted his lone season and never appeared in a game for the Jaguars... was a teammate of Duke's R.J. Barrett and Florida guard Andrew Nembhard while playing for the 17U Nike EYBL UPLAY Canada program... is one of 119 Canadians playing Division I basketball this season, 77 of whom are Ontario natives.

CAREER/SEASON HIGHS

CAREER HIGH	CATEGORY	SEASON HIGH
8 vs. IU Kokomo (12/6/18)	PTS	7 at Fresno State (12/20/19)
4 - twice	REB	4 vs. Anderson (11/11/19)
1 vs. IU Kokomo (12/6/18)	AST	---
3 vs. IU Kokomo (12/6/18)	FG	2 at Fresno State (12/20/19)
6 vs. IU Kokomo (12/6/18)	FGA	3 - twice
1 at Loyola Chicago (11/20/19)	3FG	1 at Loyola Chicago (11/20/19)
2 - twice	3FGA	2 at Loyola Chicago (11/20/19)
3 - twice	FT	3 at Fresno State (12/20/19)
3 - twice	FTA	3 at Fresno State (12/20/19)
1 - 4x	STL	1 - twice
1 - 2x	BLK	---
16 at Xavier (11/6/18)	MIN	9 - twice

GAME-BY-GAME

Opponent	MIN	FG	3FG	FT	O-D-T	PF	A	TO	B	S	PTS
at Butler					DID NOT PLAY						
at Bradley	5	0-0	0-0	0-0	0-1-1	3	0	0	0	1	0
Anderson	9	1-3	0-1	0-0	1-3-4	3	0	1	0	0	2
at South Fla.					DID NOT PLAY						
at Loyola	6	1-3	1-2	0-0	1-1-2	1	0	0	0	1	3
vs. Loyola (Md.)	9	1-2	0-1	1-2	0-1-1	2	0	0	0	0	3
vs. Southern					DID NOT PLAY						
Evansville					DID NOT PLAY						
at Morehead St.	2	0-0	0-0	0-0	0-0-0	0	0	0	0	0	0
at Ball St.	7	0-2	0-1	0-0	0-0-0	0	0	0	0	0	0
IU South Bend					DID NOT PLAY						
Purdue FW					DID NOT PLAY						
at Fresno St.	6	2-2	0-0	3-3	0-2-2	1	0	0	0	0	7
Youngstown St.					DID NOT PLAY						
Cleveland St.	1	0-1	0-0	0-0	0-0-0	0	0	0	0	0	0
at Milwaukee					DID NOT PLAY						
at Green Bay					DID NOT PLAY						
Wright St.					DID NOT PLAY						
Northern Ky.					DID NOT PLAY						
UIC	1	0-0	0-0	0-0	0-0-0	0	0	0	0	0	0
at Detroit Mercy	3	0-0	0-0	1-2	0-0-0	0	0	0	0	0	1
at Oakland											
at Cleveland St.											
at Youngstown St.											
Green Bay											
Milwaukee											
at Northern Ky.											
at Wright St.											
at UIC											
Oakland											
Detroit Mercy											
HL 1st Round											
HL 2nd Round											
HL Semis											
HL Finals											


* denotes starter

CAREER STATS

Season	GP-GS	MIN-Avg	FG	Pct.	3FG	Pct.	FT	Pct.
2018-19	7-0	42-6.0	6-16	.375	0-4	.000	6-9	.667
2019-20	10-0	49-4.9	5-13	.385	1-5	.200	5-7	.714
TOTALS	17-0	91-5.4	11-29	.379	1-9	.111	11-16	.688

REBOUNDS

Season	O-D-REB-AVG.	PF-DQ	AST	TO	BLK	STL	PTS-PPG
2018-19	2-6-8-1.1	6-1	1	1	2	2	18-2.6
2019-20	2-8-10-1.0	10-0	0	1	0	2	16-1.6
TOTALS	4-14-18-1.1	16-1	1	2	2	4	34-2.0



MARLON TAYLOR #12

R-Freshman | Guard/Forward
6-5 | 220
South Bend, Ind.
South Bend Riley (Indiana State)

Birthdate: Jan. 12, 2000 (age 20)
Major: Pre-Engineering

QUICK NOTES

Non-scholarship player joined IUPUI from Indiana State... granted immediate eligibility for the '19-20 season after only appearing in an exhibition game for the Sycamores (4 min, 2 reb vs. Rose-Hulman)... helped South Bend Riley to a 26-1 record and semistate runner-up finish his senior year... was one of four D1 players on his high school team, joining Damezi Anderson (Indiana), Shamar Dillard (Western Illinois) and Rylen Grundy (Fort Wayne)... also ran track in high school... won dunk contest at this year's Red-White Event.

CAREER/SEASON HIGHS

CAREER HIGH	CATEGORY	SEASON HIGH
2 vs. Wright St. (1/10/20)	PTS	2 vs. Wright St. (1/10/20)
1 - 3x	REB	1 - 3x
1 vs. Northern Kentucky (1/12/20)	AST	1 vs. Northern Kentucky (1/12/20)
1 vs. Wright St. (1/10/20)	FG	1 vs. Wright St. (1/10/20)
2 vs. Wright St. (1/10/20)	FGA	2 vs. Wright St. (1/10/20)
---	3FG	---
---	3FGA	---
---	FT	---
---	FTA	---
1 vs. Anderson (11/11/19)	STL	1 vs. Anderson (11/11/19)
---	BLK	---
4 vs. Anderson (11/11/19)	MIN	4 vs. Anderson (11/11/19)

GAME-BY-GAME

Opponent	MIN	FG	3FG	FT	O-D-T	PF	A	TO	B	S	PTS
at Butler					DID NOT PLAY						
at Bradley					DID NOT PLAY						
Anderson	4	0-1	0-0	0-0	0-1-1	0	0	1	0	1	0
at South Fla.					DID NOT PLAY						
at Loyola	2	0-0	0-0	0-0	0-0-0	0	0	0	0	0	0
vs. Loyola (Md.)					DID NOT PLAY						
vs. Southern	0+	0-0	0-0	0-0	0-0-0	0	0	0	0	0	0
Evansville					DID NOT PLAY						
at Morehead St.					DID NOT PLAY						
at Ball St.					DID NOT PLAY						
IU South Bend	1	0-0	0-0	0-0	0-0-0	0	0	0	0	0	0
Purdue FW					DID NOT PLAY						
at Fresno St.	0+	0-0	0-0	0-0	0-0-0	0	0	0	0	0	0
Youngstown St.					DID NOT PLAY						
Cleveland St.					DID NOT PLAY						
at Milwaukee					DID NOT PLAY						
at Green Bay					DID NOT PLAY						
Wright St.	1	1-2	0-0	0-0	1-0-1	0	0	0	0	0	2
Northern Ky.	2	0-0	0-0	0-0	0-1-1	0	1	0	0	0	0
UIC					DID NOT PLAY						
at Detroit Mercy					DID NOT PLAY						
at Oakland											
at Cleveland St.											
at Youngstown St.											
Green Bay											
Milwaukee											
at Northern Ky.											
at Wright St.											
at UIC											
Oakland											
Detroit Mercy											
HL 1st Round											
HL 2nd Round											
HL Semis											
HL Finals											

* denotes starter


CAREER STATS

Season	GP-GS	MIN-Avg	FG	Pct.	3FG	Pct.	FT	Pct.
2019-20	7-0	10-1.4	1-3	.333	0-0	.000	0-0	.000
TOTALS	7-0	10-1.4	1-3	.333	0-0	.000	0-0	.000

REBOUNDS

Season	O-D-REB-AVG.	PF-DQ	AST	TO	BLK	STL	PTS-PPG
2019-20	1-2-3-0.4	0-0	1	1	0	1	2-0.3
TOTALS	1-2-3-0.4	0-0	1	1	0	1	2-0.3

PLAYER BIOS



ISAIAH WILLIAMS

#13

Junior | Guard/Forward
6-8 | 225
Dayton, Ohio
Stivers School for the Arts (Pensacola St.)

Birthdate: Jan. 20, 1998 (age 22)
Major: General Studies

QUICK NOTES

Known by his teammates as Zay... well traveled wing is on his fourth school in four years... began his career at Akron (2016-17), but sat out as a redshirt... played freshman campaign at Liberty (2017-18), appearing in 30 games and making 10 starts while averaging 4.2 points and 2.2 rebounds per game... played last season at Pensacola State (Fla.) College, where he averaged 13.1 points and 5.4 rebounds per game... was a first-team All-City and 2nd team All-State honoree after his senior year at Stivers School for the Arts in Dayton.

CAREER/SEASON HIGHS

CAREER HIGH	CATEGORY	SEASON HIGH
15 vs. Evansville (11/30/19)	PTS	15 vs. Evansville (11/30/19)
8 vs. Evansville (11/30/19)	REB	8 vs. Evansville (11/30/19)
5 vs. Loyola (Md.) (11/25/2019)	AST	5 vs. Loyola (Md.) (11/25/2019)
5 vs. Evansville (11/30/19)	FG	5 vs. Evansville (11/30/19)
9 vs. Northern Kentucky (1/12/20)	FGA	9 vs. Northern Kentucky (1/12/20)
2 vs. Youngstown State (12/28/19)	3FG	2 vs. Youngstown State (12/28/19)
4 vs. Youngstown State (12/28/19)	3FGA	4 vs. Youngstown State (12/28/19)
9 vs. Clarks Summit (11/10/17)	FT	5 - 3x
11 vs. Clarks Summit (11/10/17)	FTA	10 vs. Evansville (11/30/19)
2 - 3x	STL	2 - 3x
2 - twice	BLK	2 - twice
32 vs. Evansville (11/30/19)	MIN	32 vs. Evansville (11/30/19)

GAME-BY-GAME

Opponent	MIN	FG	3FG	FT	O-D-T	PF	A	TO	B	S	PTS
at Butler*	26	1-5	0-0	1-5	2-2-4	3	1	3	0	0	3
at Bradley*	29	3-8	1-1	2-5	1-4-5	1	1	4	0	1	9
Anderson*	18	3-8	0-1	1-5	3-4-7	4	1	1	0	0	7
at South Fla.*	26	3-6	1-1	2-4	1-1-2	4	0	2	0	0	9
at Loyola*	19	2-6	0-1	5-6	2-2-4	5	1	4	0	0	9
vs. Loyola (Md.)	23	3-5	0-0	1-3	1-4-5	2	5	2	0	2	7
vs. Southern	25	4-7	0-0	5-8	4-2-6	1	0	0	0	0	13
Evansville	32	5-7	0-0	5-10	2-6-8	4	3	3	0	0	15
at Morehead St.	21	3-8	0-0	1-4	2-3-5	4	0	5	2	0	7
at Ball St.	19	1-7	0-0	0-0	1-3-4	5	0	2	0	0	2
IU South Bend*	24	3-7	0-0	4-4	3-0-3	0	1	1	2	2	10
Purdue FW*	23	3-5	0-0	0-0	1-3-4	4	1	2	1	0	6
at Fresno St.*	14	4-8	0-1	2-3	2-3-5	2	0	1	0	1	10
Youngstown St.*	26	4-8	2-4	4-6	2-3-5	4	3	0	0	0	14
Cleveland St.	DID NOT PLAY										
at Milwaukee*	23	2-7	0-0	2-4	0-3-3	4	2	2	0	2	6
at Green Bay*	11	1-2	0-0	0-0	0-4-4	4	2	1	0	1	2
Wright St.*	20	0-4	0-2	4-6	0-2-2	4	2	1	0	0	4
Northern Ky.*	20	4-9	0-0	3-5	3-1-4	2	1	2	0	1	11
UIC	DID NOT PLAY										
at Detroit Mercy	DID NOT PLAY										
at Oakland											
at Cleveland St.											
at Youngstown St.											
Green Bay											
Milwaukee											
at Northern Ky.											
at Wright St.											
at UIC											
Oakland											
Detroit Mercy											
HL 1st Round											
HL 2nd Round											
HL Semis											
HL Finals											

* denotes starter


CAREER STATS

Season	GP-GS	MIN-Avg	FG	Pct.	3FG	Pct.	FT	Pct.
2017-18*	30-10	420-14.0	41-90	.456	3-10	.300	40-68	.588
2019-20	18-13	399-22.2	49-117	.419	4-11	.364	42-78	.538
TOTALS	18-13	399-22.2	49-117	.419	4-11	.364	42-78	.538

REBOUNDS

Season	O-D-REB-AVG.	PF-DQ	AST	TO	BLK	STL	PTS-PPG
2017-18*	24-41-65-2.2	58-2	22	40	6	9	125-4.2
2019-20	30-50-80-4.4	57-2	24	36	5	10	144-8.0
TOTALS	30-50-80-4.4	57-2	24	36	5	10	144-8.0

*at Liberty | TOTALS only reflect IUPUI totals



MARCUS BURK

#14

Junior | Guard
6-3 | 205
Indianapolis, Ind.
Franklin Central (Campbell)

Birthdate: Sept. 27, 1997 (age 22)
Major: General Studies

QUICK NOTES

Born in Gary, Ind.... Indianapolis-native returned to the city last summer and sat out last season after playing two years at Campbell... played in 69 games and averaged 11.2 points per game at Campbell, while connecting on 158 3's in his two seasons... averaged 15 points per game as a sophomore, connecting on 91 3's for the season... was the Big South POTW on Nov. 27, 2017 after averaging 24.3 points per game over a 4-game stretch... he and Campbell teammate Chris Clemons (42 pts, 10-14 3's) each hit 10 3's in a game against Liberty on Jan. 22, 2018.

CAREER/SEASON HIGHS

CAREER HIGH	CATEGORY	SEASON HIGH
33 at UNCM (11/18/17)	PTS	32 vs. Loyola (Md.) (11/25/2019)
10 at Detroit Mercy (1/23/20)	REB	10 at Detroit Mercy (1/23/20)
7 vs. The Citadel (12/14/17)	AST	4 - twice
12 - 3x	FG	12 vs. Loyola (Md.) (11/25/2019)
22 at Detroit Mercy (1/23/20)	FGA	22 at Detroit Mercy (1/23/20)
10 at Liberty (1/23/18)	3FG	7 vs. Loyola (Md.) (11/25/2019)
16 at Liberty (1/23/18)	3FGA	14 vs. Southern (11/26/19)
7 vs. Wright St. (1/10/20)	FT	7 vs. Wright St. (1/10/20)
9 vs. Youngstown State (12/28/19)	FTA	9 vs. Youngstown State (12/28/19)
4 - twice	STL	4 vs. Anderson (11/11/19)
2 vs. The Citadel (12/14/17)	BLK	1 - 3x
41 vs. Gardner-Webb (1/3/18)	MIN	40 vs. UIC (1/18/20)

GAME-BY-GAME

Opponent	MIN	FG	3FG	FT	O-D-T	PF	A	TO	B	S	PTS
at Butler*	37	7-21	2-11	1-1	2-3-5	1	1	5	0	1	17
at Bradley*	27	6-13	1-5	2-2	0-3-3	4	1	1	0	2	15
Anderson*	31	10-19	4-9	1-1	0-2-2	1	2	2	0	4	25
at South Fla.*	35	10-14	4-5	2-2	2-7-9	3	2	5	0	1	26
at Loyola*	34	9-19	5-8	0-0	0-3-3	3	0	1	0	1	23
vs. Loyola (Md.)*	33	12-21	7-10	1-2	0-3-3	4	1	2	0	2	32
vs. Southern*	38	10-21	6-14	1-1	1-1-2	4	2	2	0	1	27
Evansville*	34	7-19	2-6	2-4	0-0-0	4	3	2	1	0	18
at Morehead St.*	36	3-12	1-4	1-2	1-3-4	3	1	2	0	2	8
at Ball St.*	24	2-8	1-3	1-2	0-1-1	5	0	2	0	1	6
IU South Bend*	31	7-20	5-10	2-2	0-1-1	3	3	3	0	1	21
Purdue FW*	35	7-14	3-8	5-6	0-4-4	1	4	0	0	2	22
at Fresno St.*	16	1-10	0-2	0-0	0-2-2	1	0	1	0	1	2
Youngstown St.*	38	5-17	2-8	4-9	1-1-2	2	3	0	1	2	16
Cleveland St.*	35	6-12	1-4	6-7	1-3-4	3	4	5	0	2	19
at Milwaukee*	34	7-14	0-4	1-2	0-3-3	3	1	5	0	0	15
at Green Bay*	38	10-21	4-9	3-3	0-6-6	1	2	4	0	2	27
Wright St.*	30	4-12	2-5	7-7	0-2-2	5	0	2	0	1	17
Northern Ky.*	36	9-16	2-8	5-6	0-3-3	3	3	3	0	2	25
UIC*	40	6-14	2-7	4-4	0-3-3	3	1	0	0	1	18
at Detroit Mercy*	38	10-22	5-12	0-0	2-8-10	0	3	0	1	1	25
at Oakland											
at Cleveland St.											
at Youngstown St.											
Green Bay											
Milwaukee											
at Northern Ky.											
at Wright St.											
at UIC											
Oakland											
Detroit Mercy											
HL 1st Round											
HL 2nd Round											
HL Semis											
HL Finals											

* denotes starter

CAREER STATS

Season	GP-GS	MIN-Avg	FG	Pct.	3FG	Pct.	FT	Pct.
2016-17*	36-12	754-20.9	96-224	.429	67-167	.401	29-37	.784
2017-18*	33-32	1050-31.8	173-353	.490	91-226	.403	51-60	.850
2019-20	21-21	700-33.3	148-339	.437	59-152	.388	49-63	.778
TOTALS	21-21	700-33.3	148-339	.437	59-152	.388	49-63	.778

REBOUNDS

Season	O-D-REB-AVG.	PF-DQ	AST	TO	BLK	STL	PTS-PPG
2016-17*	9-78-87-2.4	51-0	28	25	3	17	288-8.0
2017-18*	19-100-119-3.6	58-1	38	45	8	42	488-14.8
2019-20	10-62-72-3.4	57-2	37	47	3	30	404-19.2
TOTALS	10-62-72-3.4	57-2	37	47	3	30	404-19.2

*at Campbell | TOTALS only reflect IUPUI totals

PLAYER BIOS



TAVEION WHITE

#15

Freshman | Forward
6-7 | 190
Prosper, Texas
PHS Academy

Birthdate: Nov. 25, 1999 (age 20)
Major: Business

QUICK NOTES

Known as Tave by his teammates... Texas-native played at PHS (Fla.) Academy as a post-grad in 2018-19 where he was one of 14 who went on to play college basketball, four at the D1 level... was a 1st Team All-District selection after his senior year at Prosper (Texas) High School... chose IUPUI over offers from Buffalo, Oral Roberts, Presbyterian and USC Upstate.



SAWYER STOLTZ

#20

Freshman | Forward
6-9 | 200
Huntington, Ind.
Huntington North

Birthdate: May 3, 2000 (age 19)
Major: Biology

QUICK NOTES

Non-scholarship addition to the team played three seasons at Huntington North where he was an HM All-State honoree following a senior year in which he averaged 13.2 points and 5.8 rebounds per game... was a 2nd team Northeast 8 Conference (NE8) honoree... played AAU basketball for Indiana Elite.

CAREER/SEASON HIGHS

CAREER HIGH	CATEGORY	SEASON HIGH
---	PTS	---
2 - twice	REB	2 - twice
---	AST	---
---	FG	---
1 - twice	FGA	1 - twice
---	3FG	---
---	3FGA	---
---	FT	---
---	FTA	---
1 vs. Anderson (11/11/19)	STL	1 vs. Anderson (11/11/19)
1 vs. Anderson (11/11/19)	BLK	1 vs. Anderson (11/11/19)
9 vs. Anderson (11/11/19)	MIN	9 vs. Anderson (11/11/19)

GAME-BY-GAME

Opponent	MIN	FG	3FG	FT	O-D-T	PF	A	TO	B	S	PTS
at Butler					DID NOT PLAY						
at Bradley	0+	0-0	0-0	0-0	0-0-0	0	0	0	0	0	0
Anderson	9	0-1	0-0	0-0	2-0-2	2	0	1	1	1	0
at South Fla.	0+	0-0	0-0	0-0	0-0-0	0	0	0	0	0	0
at Loyola	1	0-0	0-0	0-0	0-0-0	0	0	0	0	0	0
vs. Loyola (Md.)					DID NOT PLAY						
vs. Southern	0+	0-0	0-0	0-0	0-0-0	0	0	0	0	0	0
Evansville	1	0-0	0-0	0-0	0-0-0	0	0	0	0	0	0
at Morehead St.					DID NOT PLAY						
at Ball St.	3	0-0	0-0	0-0	0-0-0	1	0	0	0	0	0
IU South Bend					DID NOT PLAY						
Purdue FW					DID NOT PLAY						
at Fresno St.					DID NOT PLAY						
Youngstown St.					DID NOT PLAY						
Cleveland St.					DID NOT PLAY						
at Milwaukee					DID NOT PLAY						
at Green Bay					DID NOT PLAY						
Wright St.	3	0-0	0-0	0-0	0-0-0	2	0	0	0	0	0
Northern Ky.	2	0-0	0-0	0-0	0-0-0	0	0	0	0	0	0
UIC					DID NOT PLAY						
at Detroit Mercy	7	0-1	0-0	0-0	1-1-2	1	0	1	0	0	0
at Oakland											
at Cleveland St.											
at Youngstown St.											
Green Bay											
Milwaukee											
at Northern Ky.											
at Wright St.											
at UIC											
Oakland											
Detroit Mercy											
HL 1st Round											
HL 2nd Round											
HL Semis											
HL Finals											

* denotes starter

CAREER STATS

Season	GP-GS	MIN-Avg	FG	Pct.	3FG	Pct.	FT	Pct.
2019-20	10-0	26-2.6	0-2	.000	0-0	.000	0-0	.000
TOTALS	10-0	26-2.6	0-2	.000	0-0	.000	0-0	.000

REBOUNDS

Season	O-D-REB-AVG.	PF-DQ	AST	TO	BLK	STL	PTS-PPG
2019-20	3-1-4-0.4	6-0	0	2	1	1	0-0.0
TOTALS	3-1-4-0.4	6-0	0	2	1	1	0-0.0

CAREER/SEASON HIGHS

CAREER HIGH	CATEGORY	SEASON HIGH
---	PTS	---
2 vs. Anderson (11/11/19)	REB	2 vs. Anderson (11/11/19)
---	AST	---
---	FG	---
1 at Bradley (11/9/19)	FGA	1 at Bradley (11/9/19)
---	3FG	---
---	3FGA	---
---	FT	---
---	FTA	---
---	STL	---
1 vs. Anderson (11/11/19)	BLK	1 vs. Anderson (11/11/19)
4 vs. Anderson (11/11/19)	MIN	4 vs. Anderson (11/11/19)

GAME-BY-GAME

Opponent	MIN	FG	3FG	FT	O-D-T	PF	A	TO	B	S	PTS
at Butler					DID NOT PLAY						
at Bradley	1	0-1	0-0	0-0	0-0-0	0	0	0	0	0	0
Anderson	4	0-0	0-0	0-0	0-2-2	0	0	2	1	0	0
at South Fla.					DID NOT PLAY						
at Loyola	1	0-0	0-0	0-0	0-0-0	0	0	0	0	0	0
vs. Loyola (Md.)					DID NOT PLAY						
vs. Southern					DID NOT PLAY						
Evansville					DID NOT PLAY						
at Morehead St.					DID NOT PLAY						
at Ball St.	2	0-0	0-0	0-0	0-0-0	0	0	0	0	0	0
IU South Bend					DID NOT PLAY						
Purdue FW					DID NOT PLAY						
at Fresno St.					DID NOT PLAY						
Youngstown St.					DID NOT PLAY						
Cleveland St.					DID NOT PLAY						
at Milwaukee					DID NOT PLAY						
at Green Bay					DID NOT PLAY						
Wright St.					DID NOT PLAY						
Northern Ky.					DID NOT PLAY						
UIC					DID NOT PLAY						
at Detroit Mercy					DID NOT PLAY						
at Oakland											
at Cleveland St.											
at Youngstown St.											
Green Bay											
Milwaukee											
at Northern Ky.											
at Wright St.											
at UIC											
Oakland											
Detroit Mercy											
HL 1st Round											
HL 2nd Round											
HL Semis											
HL Finals											

* denotes starter

CAREER STATS

Season	GP-GS	MIN-Avg	FG	Pct.	3FG	Pct.	FT	Pct.
2019-20	4-0	8-2.0	0-1	.000	0-0	.000	0-0	.000
TOTALS	4-0	8-2.0	0-1	.000	0-0	.000	0-0	.000

REBOUNDS

Season	O-D-REB-AVG.	PF-DQ	AST	TO	BLK	STL	PTS-PPG
2019-20	0-2-2-0.5	0-0	0	2	1	0	0-0.0
TOTALS	0-2-2-0.5	0-0	0	2	1	0	0-0.0

PLAYER BIOS



GRANT WEATHERFORD #23

Junior | Guard

6-2 | 195

Cicero, Ind.

Hamilton Heights (Purdue/Midland J.C.)

Birthdate: August 7, 1996 (age 23)

Major: General Studies

QUICK NOTES

Began his college career by redshirting in 2015-16 at Purdue before transferring to Midland [Tex.] College for the 2016-17 season... was granted a clock extension in December 2018, effectively, making him a junior... comes from a family filled with athletes as brother Sterling is a sophomore DB on the Miami (Ohio) football team, older sister Dakota played basketball at Evansville & Louisville and oldest brother Austin played basketball at Rose Hulman... also garnered D1 football interest as a WR (155 catches, 60 TDs in high school).

CAREER/SEASON HIGHS

CAREER HIGH	CATEGORY	SEASON HIGH
21 vs. Green Bay (2/24/19)	PTS	17 - twice
9 - 2x	REB	9 vs. Anderson (11/11/19)
6 - 3x	AST	6 vs. Purdue Fort Wayne (12/14/19)
7 at Morehead State (12/4/19)	FG	7 at Morehead State (12/4/19)
19 vs. UIC (1/18/20)	FGA	19 vs. UIC (1/18/20)
5 - 2x	3FG	5 at Fresno State (12/20/19)
8 vs. UIC (1/18/20)	3FGA	8 vs. UIC (1/18/20)
7 - 3x	FT	7 vs. UIC (1/18/20)
10 vs. UIC (1/18/20)	FTA	10 vs. UIC (1/18/20)
5 vs. Purdue Fort Wayne (12/14/19)	STL	5 vs. Purdue Fort Wayne (12/14/19)
2 vs. UIC (1/18/20)	BLK	2 vs. UIC (1/18/20)
39 vs. Cleveland St. (12/30/2019)	MIN	39 vs. Cleveland St. (12/30/2019)

GAME-BY-GAME

Opponent	MIN	FG	3FG	FT	O-D-T	PF	A	TO	B	S	PTS
at Butler*	30	3-5	0-1	0-2	2-3-5	1	1	1	0	0	6
at Bradley*	32	0-6	0-4	1-2	0-1-1	1	4	4	0	0	1
Anderson	23	3-3	0-0	0-0	3-6-9	1	4	3	0	2	6
at South Fla.	34	2-2	0-0	2-2	0-3-3	1	1	1	0	2	6
at Loyola	27	0-2	0-0	0-0	0-0-0	2	3	1	0	0	0
vs. Loyola (Md.)	29	1-3	0-0	2-4	1-4-5	3	4	4	0	2	4
vs. Southern	32	2-4	0-1	2-2	0-1-1	3	4	2	0	3	6
Evansville	31	1-4	0-0	2-2	3-3-6	2	1	1	0	1	4
at Morehead St.*	38	7-10	3-4	0-1	1-1-2	3	1	1	0	1	17
at Ball St.*	31	4-8	0-1	2-3	1-6-7	3	1	4	0	0	10
IU South Bend*	37	1-4	0-1	1-3	2-5-7	1	3	4	0	2	3
Purdue FW*	35	4-7	1-3	5-6	1-3-4	3	6	1	0	5	14
at Fresno St.*	35	5-8	5-5	1-2	1-2-3	2	1	3	1	2	16
Youngstown St.*	37	3-8	0-1	1-1	0-3-3	3	1	5	0	2	7
Cleveland St.*	39	2-7	0-2	3-4	3-1-4	4	4	4	1	3	7
at Milwaukee*	38	4-6	0-1	2-2	1-6-7	1	1	4	0	2	10
at Green Bay*	31	5-9	3-5	0-0	0-6-6	3	2	3	0	0	13
Wright St.*	33	5-12	0-2	2-6	2-3-5	2	1	3	0	0	12
Northern Ky.*	32	5-12	1-2	1-1	4-4-8	1	2	1	0	0	12
UIC*	38	4-19	2-8	7-10	2-6-8	3	3	2	2	0	17
at Detroit Mercy*	36	3-8	0-2	0-2	1-3-4	4	4	2	0	0	6
at Oakland											
at Cleveland St.											
at Youngstown St.											
Green Bay											
Milwaukee											
at Northern Ky.											
at Wright St.											
at UIC											
Oakland											
Detroit Mercy											
HL 1st Round											
HL 2nd Round											
HL Semis											
HL Finals											

* denotes starter

CAREER STATS

Season	GP-GS	MIN-Avg	FG	Pct.	3FG	Pct.	FT	Pct.
2018-19	33-33	861-26.1	70-142	.493	11-24	.458	52-72	.722
2019-20	21-15	698-33.2	64-147	.435	15-43	.349	34-55	.618
TOTALS	54-48	1559-28.9	134-289	.464	26-67	.388	86-127	.677

REBOUNDS

Season	O-D-REB-AVG.	PF-DQ	AST	TO	BLK	STL	PTS-PPG
2018-19	25-75-100-3.0	86-3	83	49	4	38	203-6.2
2019-20	28-70-98-4.7	47-0	52	54	4	27	177-8.4
TOTALS	53-145-198-3.7	133-3	135	103	8	65	380-7.0



ZO TYSON

#30

Grad Student | Forward

6-9 | 195

Fayetteville, N.C.

Trinity Christian (Colorado State)

Birthdate: Oct. 18, 1995 (age 24)

Major: Sports Journalism

QUICK NOTES

Oldest student-athlete on the team, pursuing a Master's degree in sports journalism... missed the Jaguars' exhibition game due to injury... graduate-transfer will play his final season at IUPUI after spending the past two years at Colorado State... played his first two seasons at Cafe Fear C.C., including averaging 14.0 points and 8.4 rebounds per game as a sophomore... actual first name is Lonzia, but he opts to go by Zo.

CAREER/SEASON HIGHS

CAREER HIGH	CATEGORY	SEASON HIGH
10 vs. Cleveland St. (12/30/2019)	PTS	10 vs. Cleveland St. (12/30/2019)
6 vs. Southern (11/26/19)	REB	6 vs. Southern (11/26/19)
2 - 3x	AST	2 - twice
4 - 3x	FG	4 - 3x
5 at Butler (11/6/19)	FGA	5 at Butler (11/6/19)
---	3FG	---
---	3FGA	---
4 - twice	FT	4 vs. Southern (11/26/19)
6 vs. Southern (11/26/19)	FTA	6 vs. Southern (11/26/19)
3 at Butler (11/6/19)	STL	3 at Butler (11/6/19)
3 vs. Southern (11/26/19)	BLK	3 vs. Southern (11/26/19)
27 at Butler (11/6/19)	MIN	27 at Butler (11/6/19)

GAME-BY-GAME

Opponent	MIN	FG	3FG	FT	O-D-T	PF	A	TO	B	S	PTS
at Butler	27	4-5	0-0	0-0	3-2-5	4	2	2	1	3	8
at Bradley	13	1-1	0-0	0-0	1-2-3	4	0	2	0	0	2
Anderson*	9	0-2	0-0	0-0	0-3-3	2	0	2	0	0	0
at South Fla.*	11	1-2	0-0	0-0	0-2-2	4	0	1	0	1	2
at Loyola*	22	4-4	0-0	0-1	1-3-4	4	1	1	0	0	8
vs. Loyola (Md.)*	13	2-3	0-0	0-0	0-1-1	4	0	0	0	0	4
vs. Southern*	25	2-3	0-0	4-6	1-5-6	2	2	0	3	0	8
Evansville*	18	0-0	0-0	0-0	1-3-4	0	1	0	0	0	0
at Morehead St.*	17	0-3	0-0	0-0	1-1-2	1	0	1	0	0	0
at Ball St.*	10	1-3	0-0	2-2	2-0-2	3	0	1	0	0	4
IU South Bend	8	1-2	0-0	0-0	2-1-3	0	0	0	1	1	2
Purdue FW	7	0-0	0-0	0-0	0-1-1	1	0	0	1	0	0
at Fresno St.	14	0-0	0-0	0-1	0-2-2	4	1	2	1	0	0
Youngstown St.	7	1-1	0-0	0-0	0-1-1	0	0	1	1	0	2
Cleveland St.	11	4-4	0-0	2-2	2-1-3	0	0	0	1	0	10
at Milwaukee	8	1-1	0-0	0-0	0-1-1	1	0	0	0	0	2
at Green Bay	14	2-2	0-0	0-0	0-1-1	1	1	0	0	1	4
Wright St.	17	1-3	0-0	0-0	2-1-3	3	0	2	1	0	2
Northern Ky.	13	2-4	0-0	0-0	0-2-2	1	0	0	0	0	4
UIC											
at Detroit Mercy											
at Oakland											
at Cleveland St.											
at Youngstown St.											
Green Bay											
Milwaukee											
at Northern Ky.											
at Wright St.											
at UIC											
Oakland											
Detroit Mercy											
HL 1st Round											
HL 2nd Round											
HL Semis											
HL Finals											

* denotes starter

CAREER STATS


Season	GP-GS	MIN-Avg	FG	Pct.	3FG	Pct.	FT	Pct.
2018-19*	12-0	62-5.2	3-6	.500	0-0	.000	5-9	.556
2019-20	19-8	264-13.9	27-43	.628	0-0	.000	8-12	.667
TOTALS	19-8	264-13.9	27-43	.628	0-0	.000	8-12	.667

REBOUNDS

Season	O-D-REB-AVG.	PF-DQ	AST	TO	BLK	STL	PTS-PPG
2018-19*	2-11-13-1.1	9-0	6	5	5	1	11-0.9
2019-20	16-33-49-2.6	42-0	8	15	10	6	62-3.3
TOTALS	16-33-49-2.6	42-0	8	15	10	6	62-3.3

*at Colorado State / TOTALS only reflect IUPUI totals

PLAYER BIOS



ELYJAH GOSS

#32

Junior | Forward
6-7 | 195
Bolingbrook, Ill.
Plainfield East

Birthdate: April 28, 1998 (age 21)
Major: Sports Management

QUICK NOTES

Late bloomer redshirted his first season at IUPUI before taking over a starting role last season and leading the team in rebounding... was an honorable mention All-State selection as a senior at Plainfield (Ill.) East High School after racking up 16 double-doubles and shooting a school record 56 percent from the floor... is the only player in Plainfield East history to average a double-double for a full season.

CAREER/SEASON HIGHS

CAREER HIGH	CATEGORY	SEASON HIGH
19 at Milwaukee (1/3/20)	PTS	19 at Milwaukee (1/3/20)
21 vs. IU South Bend (12/10/19)	REB	21 vs. IU South Bend (12/10/19)
3 - 2x	AST	2 - twice
7 - 3x	FG	7 - 3x
13 at Milwaukee (1/3/20)	FGA	13 at Milwaukee (1/3/20)
2 at Boston College (11/14/18)	3FG	---
3 vs. Eastern Illinois (11/10/18)	3FGA	2 vs. Youngstown State (12/28/19)
6 vs. Cleveland State (1/10/19)	FT	5 - twice
10 vs. Youngstown State (12/28/19)	FTA	10 vs. Youngstown State (12/28/19)
2 - 6x	STL	2 vs. Youngstown State (12/28/19)
6 at Milwaukee (1/3/20)	BLK	6 at Milwaukee (1/3/20)
39 vs. UIC (1/18/20)	MIN	39 vs. UIC (1/18/20)

GAME-BY-GAME

Opponent	MIN	FG	3FG	FT	O-D-T	PF	A	TO	B	S	PTS
at Butler*	20	3-8	0-1	0-0	1-2-3	1	0	2	1	1	6
at Bradley*	23	2-5	0-0	0-0	4-4-8	2	1	1	2	0	4
Anderson	14	4-8	0-0	3-5	4-6-10	2	1	2	1	0	11
at South Fla.	21	1-4	0-0	1-2	0-4-4	1	2	1	1	0	3
at Loyola	16	1-5	0-0	0-0	3-2-5	2	1	3	0	0	2
vs. Loyola (Md.)*	31	5-9	0-0	4-6	6-7-13	2	0	3	0	0	14
vs. Southern*	25	5-7	0-0	0-1	2-3-5	3	1	3	1	0	10
Evansville*	28	4-9	0-0	0-2	1-8-9	2	0	1	0	1	8
at Morehead St.*	29	2-6	0-0	0-0	2-15-17	4	1	4	2	0	4
at Ball St.*	27	3-11	0-0	4-6	7-2-9	2	0	2	0	1	10
IU South Bend*	32	7-10	0-0	3-4	7-14-21	3	1	2	4	1	17
Purdue FW*	32	4-8	0-0	0-0	2-9-11	3	0	4	1	1	8
at Fresno St.*	29	2-2	0-0	2-6	2-5-7	2	0	1	0	1	6
Youngstown St.*	36	5-9	0-2	3-10	11-7-18	3	1	0	1	2	13
Cleveland St.*	33	4-6	0-0	0-1	2-9-11	3	1	1	1	0	8
at Milwaukee*	35	7-13	0-0	5-6	6-10-16	1	0	1	6	0	19
at Green Bay*	32	4-9	0-0	5-8	6-11-17	4	1	2	1	0	13
Wright St.*	32	1-3	0-0	1-2	2-12-14	4	2	1	1	1	3
Northern Ky.*	30	0-5	0-0	3-6	7-4-11	1	0	1	0	0	3
UIC*	39	6-7	0-0	4-7	4-11-15	5	1	2	3	0	16
at Detroit Mercy*	36	7-11	0-0	1-3	4-8-12	3	0	2	1	0	15
at Oakland											
at Cleveland St.											
at Youngstown St.											
Green Bay											
Milwaukee											
at Northern Ky.											
at Wright St.											
at UIC											
Oakland											
Detroit Mercy											
HL 1st Round											
HL 2nd Round											
HL Semis											
HL Finals											

* denotes starter

CAREER STATS

Season	GP-GS	MIN-Avg	FG	Pct.	3FG	Pct.	FT	Pct.
2017-18	30-0	414-13.8	41-93	.441	4-13	.308	22-29	.759
2018-19	31-25	710-22.9	79-150	.527	7-24	.292	46-65	.708
2019-20	21-18	600-28.6	77-155	.497	0-3	.000	39-75	.520
TOTALS	82-42	1724-21.0	197-398	.495	11-40	.275	107-169	.633

REBOUNDS

Season	O-D-REB-AVG.	PF-DQ	AST	TO	BLK	STL	PTS-PPG
2017-18	38-68-106-3.5	46-0	12	20	11	12	108-3.6
2018-19	61-135-196-6.3	51-0	23	28	24	19	211-6.8
2019-20	83-153-236-11.2	53-1	14	39	27	9	193-9.2
TOTALS	182-356-538-6.6	150-1	49	87	62	40	512-6.2

EARLY SIGNING PERIOD



SADAIDRIENE HALL

Nickname: DayDay

Forward
6-6 | 200
Sulphur Springs, Texas
Sulphur Springs High School

QUICK NOTES

- Second Team All-State and First Team All-District and All-Region honoree as a junior at Sulphur Springs (Texas) High School after averaging 16 points and 12 rebounds per game
- Shot 65 percent from the floor and 80 percent from the free throw line as a junior.
- Helped Sulphur Springs to a 29-9 record, a second straight district title and the program's first-ever state tournament appearance
- Helped Sulphur Springs go 31-6 his sophomore year with a district title
- Owns career-highs of 38 points and 22 rebounds in a game
- Currently ranked No. 32 in the 2020 class in the state of Texas according to TexasBoysBasketball.com
- Rated the No. 35 player in the state of Texas by Rivals.com after climbing more than 70 spots after his play last summer
- Plays AAU for Dallas Showtime and was named to the Second Team All-UA Rise Team after averaging 17.5 points per game and shooting 63.3 percent from the floor
- Helped Dallas Showtime finish atop the UA Rise 17U Division with a 9-1 record
- Also named First Team Prep Hoops Regional All-American and a Second Team Prep Hoops All-American after helping Showtime to a 15-2 mark on the Prep Hoops Circuit
- Academically has maintained a 3.5 grade point average

Coach Rimm on Hall:

"DayDay is a very high motor athlete that I believe Jag Nation will embrace. He's one of the most intense high school players I've seen in a very long time. He's an all around proven winner."

TEAM IMPACT - CAYDEN BARINGER



CAYDEN BARINGER

Nickname: Cay Jax
Dream Vacation Destination: China
Favorite Movie: Matilda
Favorite Food: Cereal
Favorite Athlete: Steph Curry
Super Power You'd Love to Have: Read Minds

QUICK NOTES

Through a partnership with Team IMPACT, 9-year old **Cayden Baringer** signed with the IUPUI basketball team on Dec. 19, 2018 at a ceremony at the IUPUI Athletics Offices. Baringer, a Carmel-native, was diagnosed with Leukodystrophy in 2017.

Leukodystrophies are a group of rare, progressive, metabolic, genetic diseases that affect the brain, spinal cord and often the peripheral nerves. Each type of leukodystrophy is caused by a specific gene abnormality that leads to abnormal development or destruction of the white matter (myelin sheath) of the brain.

Cayden, his mother Cara, and brothers Liam and Lucas, will be frequent guests to IUPUI games, practices and team events now that he's officially signed with the program.

RECORD BOOKS

Career Records

Three Point Field Goals Made

Rk.	3FG	Name	Year(s)
1.	238	Brandon Cole	2002-06
2.	215	Rodney Thomas	1996-00
3.	208	Carlos Knox	1994-98
4.	202	Alex Young	2008-12
5.	196	Gary Patterson	2006-09
6.	195	Jaylen Minnett	2017-pres.
t-7.	186	Leroy Nobles	2007-11
t-7.	186	Akeem Clark	2003-05
9.	132	Sean Esposito	2009-13
10.	128	Greg Wright	1987-90

Three Point Field Goals Attempted

Rk.	3FGA	Name	Year(s)
1.	673	Brandon Cole	2002-06
2.	576	Alex Young	2008-12
3.	557	Jaylen Minnett	2017-pres.
4.	499	Carlos Knox	1994-98
5.	490	Akeem Clark	2003-05
6.	468	Leroy Nobles	2007-11
7.	459	Gary Patterson	2006-09
8.	456	Rodney Thomas	1996-00
9.	355	Sean Esposito	2009-13
10.	323	Darell Combs	2015-17

Rebounds

Rk.	Reb	Name	Year(s)
1.	769	Don Carlisle	1997-01
t-2.	703	Brandon Cole	2002-06
t-2.	703	Jesse Bingham	1985-89
4.	688	Charles Price	1997-02
5.	668	Alex Young	2008-12
6.	639	Tony Long	1987-91
7.	632	Billy Pettiford	2006-10
8.	623	Eric McKay	1982-85
9.	602	Evan Hall	2014-19
10.	593	Marcellus Barksdale	2011-16
11.	580	Dale Taylor	1975-77
t-12.	568	D.J. McCall	2014-19
t-12.	568	Troy Fitts	1983-87
14.	547	George Hill	2004-08
15.	544	Jon Avery	2006-10
16.	538	Elyjah Goss	2017-pr.
17.	535	Jeff Roach	1985-88

Blocked Shots

Rk.	Blk	Name	Year(s)
1.	165	Charles Price	1997-02
2.	118	David Dickey	1994-98
3.	100	Robert Glenn	2008-10
4.	93	Evan Hall	2014-19
5.	89	Alex Young	2008-12
6.	88	Mitch Patton	2010-14
7.	83	Billy Pettiford	2006-10
8.	82	Jon Avery	2006-10
9.	71	Angelo Smith	2005-07
10.	66	Marcellus Barksdale	2011-16
t-11.	64	James Booyer	2003-05
t-11.	64	Don Carlisle	1997-01
t-11.	64	Anthony Winburn	1995-97
--	62	Elyjah Goss	2017-pr.

Single Season Records

Rebound Average

Rk.	RPG	Name	Year
1.	12.48	Dale Taylor	1975-76
2.	11.24	Elyjah Goss	2019-20
3.	9.35	Dale Taylor	1976-77
4.	8.94	Eric McKay	1983-84
5.	8.76	Anthony Winburn	1995-96
6.	8.52	Odell Bradley	2003-04
7.	8.48	Don Carlisle	2000-01
8.	8.25	Tony Long	1990-91
9.	7.95	Jesse Bingham	1988-89
10.	7.89	Michael Boles	1992-93

Double-Doubles (D1 era only)

Rk.	DD	Name	Year
1.	12	Odell Bradley	2003-04
2.	10	Josh Murray	2002-03
3.	9	George Hill	2007-08
4.	8	Elyjah Goss	2019-20
t-5.	6	Christian Siakam	2010-11
t-5.	6	Brandon Cole	2004-05

Single Game Records

Rebounds

Rk.	Reb	Name	Date
1.	21	Elyjah Goss vs. IUSB	12-10-2019
2.	20	Michael Boles vs. IUSB	3-7-1993
	20	Austris Purvlicis vs. IPFW	1-18-1975
4.	19	Lyonell Gaines vs. IUN	12-11-2012
5.	18	Elyjah Goss vs. Y'town St.	12-28-2019
	18	Odell Bradley vs. Ball St.	12-20-2003
	18	Rhett Dallas vs. Ind. Tech	1-23-1993
	18	Jesse Bingham vs. Anderson	11-23-1987
	18	Troy Fitts vs. Marian	2-25-1986
10.	17	Elyjah Goss at Green Bay	1-5-2020
	17	Elyjah Goss at Morehead St.	12-4-2019
	17	D.A. Harvey vs. Ind. Tech	11-28-2001
	17	Tony Long vs. S. Indiana	12-10-1989
14.	16	Elyjah Goss at Milwaukee	1-3-2020
	16	D.J. McCall vs. Wright St.	2-3-2019
	16	DavRon Williams vs. ORU	3-8-2015
	16	Robert Glenn vs. Princeton	3-22-2010

Blocked Shots

Rk.	Blk	Name	Date
1.	7	John Hester vs. Ind. Tech	1-21-1997
2.	6	Elyjah Goss at Milwaukee	1-3-2020
	6	Charles Price vs. Indiana St.	12-20-2000
	6	Charles Price vs. Wilberforce	11-18-2000
5.	5	16 different times	

MR: Evan Hall at Youngstown State (2-14-2019)

Three-Point Percentage

Rk.	Pct	Name	Date
1.	100% (6-6)	Todd Schabel vs. Wright St.	2-2-1987
2.	100% (5-5)	Grant Weatherford at Fresno St.	12-20-2019
3.	85.7% (6-7)	Darell Combs vs. Urbana	12-12-2016
	85.7% (6-7)	Darell Combs vs. IPFW	2-27-2016

LAST FOUR BOX SCORES

GAME #18 • WRIGHT STATE 84, IUPUI 70 (INDIANAPOLIS - INDIANA FARMERS COLISEUM)

Wright St. 84 • 15-3,5-0 Horizon

#	Player	Total		3-Ptr		Rebounds			PF	TP	A TO Blk Stl					Min
		FG-FGA	FG-FGA	FT-FTA	Off Def Tot	PF	TP	A TO Blk Stl								
01	Bill Wampler	f	10-11	5-5	1-3	1 4 5	2 26	0 0 0 0	0	30						
11	Loudon Love	c	8-18	0-0	4-9	7 8 15	4 20	1 2 4 1	1	27						
00	Jaylon Hall	g	0-5	0-3	0-0	1 4 5	4 0	2 4 1 1	1	18						
02	Tanner Holden	g	2-6	1-2	5-8	0 7 7	5 10	7 2 2 3	2	26						
31	Cole Gentry	g	2-8	0-3	2-2	2 2 4	1 6	2 0 0 1	1	32						
03	Jordan Ash		0-0	0-0	1-4	1 2 3	3 1	3 0 0 0	0	17						
10	Trey Calvin		4-11	2-7	0-0	0 3 3	3 10	1 0 0 0	0	24						
20	Andy Neff		0-0	0-0	0-0	0 1 1	0 0	0 0 0 0	0	1						
21	Grant Basile		0-3	0-0	3-4	1 0 1	3 3	1 1 1 0	1	13						
23	James Manns		3-7	1-3	1-2	1 1 2	0 8	1 0 0 0	0	11						
32	TJ Nagy		0-0	0-0	0-0	0 0 0	0 0	0 0 0 0	0	1						
Team						2 0 2										
Totals			29-69	9-23	17-32	16 32 48	25 84	18 9 8 6	200							

FG % 1st Half: 16-36 44.4% 2nd half: 13-33 39.4% Game: 29-69 42.0% Deadball Rebounds 13
 3FG % 1st Half: 8-15 53.3% 2nd half: 1-8 12.5% Game: 9-23 39.1%
 FT % 1st Half: 13-18 72.2% 2nd half: 4-14 28.6% Game: 17-32 53.1%

IUPUI 70 • 5-13,1-4 Horizon

#	Player	Total		3-Ptr		Rebounds			PF	TP	A TO Blk Stl					Min
		FG-FGA	FG-FGA	FT-FTA	Off Def Tot	PF	TP	A TO Blk Stl								
32	GOSS, Elijah	f	1-3	0-0	1-2	2 12 14	4 3	2 1 1 1	1	32						
00	MINNETT, Jaylen	g	7-17	3-12	7-9	2 2 4	1 24	2 1 0 3	3	38						
13	WILLIAMS, Isaiah	g	0-4	0-2	4-6	0 2 2	4 4	2 1 0 0	0	20						
14	BURK, Marcus	g	4-12	2-5	7-7	0 2 2	5 17	0 2 0 1	0	30						
23	WEATHERFORD, Grant	g	5-12	0-2	2-6	2 3 5	2 12	1 3 0 0	0	33						
01	KEMP, Jakoby	g	0-1	0-0	0-0	0 0 0	1 0	0 0 0 0	0	2						
02	JACKSON JR., Jamil		0-2	0-1	0-0	1 0 1	1 0	1 1 0 0	0	5						
10	DePERSIA, Mike		0-1	0-1	6-10	1 3 4	1 6	1 1 0 0	0	19						
12	TAYLOR, Marlon		1-2	0-0	0-0	1 0 1	0 2	0 0 0 0	0	1						
15	WHITE, Taveion		0-0	0-0	0-0	0 0 0	2 0	0 0 0 0	0	3						
30	TYSON, Zo		1-3	0-0	0-0	2 1 3	3 2	0 2 1 0	0	17						
Team						2 0 2										
Totals			19-57	5-23	27-40	13 25 38	24 70	9 12 2 5	200							

FG % 1st Half: 9-29 31.0% 2nd half: 10-28 35.7% Game: 19-57 33.3% Deadball Rebounds 6,1
 3FG % 1st Half: 2-12 16.7% 2nd half: 3-11 27.3% Game: 5-23 21.7%
 FT % 1st Half: 11-15 73.3% 2nd half: 16-25 64.0% Game: 27-40 67.5%

Officials: Justin Shamion,Brian Shore,Michael Kitts
 Technical fouls: Wright St.-None. IUPUI-None.
 Attendance: 1142

Score by periods	1st	2nd	Total
Wright St.	53	31	84
IUPUI	31	39	70

Points	In Paint	Off T/O	2nd Chance	Fast Break	Bench
WSU	32	14	12	8	22
IUPUI	22	11	16	12	10

Last FG - WSU 2nd-02:26, IUPUI 2nd-01:03.
 Largest lead - WSU by 26 1st-03:24, IUPUI None.
 WSU led for 38:54, IUPUI led for 00:00. Game was tied for 01:06.

Score tied - 1 time.
 Lead changed - 0 times.

GAME #19 • NORTHERN KY. 96, IUPUI 71 (INDIANAPOLIS - INDIANA FARMERS COLISEUM)

Northern Ky. 96 • 12-6,4-2 Horizon

#	Player	Total		3-Ptr		Rebounds			PF	TP	A TO Blk Stl					Min
		FG-FGA	FG-FGA	FT-FTA	Off Def Tot	PF	TP	A TO Blk Stl								
00	Silas Adheke	f	3-4	0-0	0-0	3 2 5	4 6	1 0 1 0	1	13						
11	Jalen Tate	f	4-6	0-0	0-0	1 3 4	4 8	2 3 0 2	2	22						
05	Bryson Langdon	g	4-10	2-6	2-2	1 4 5	0 12	7 0 0 0	0	34						
12	Trevon Faulkner	g	6-9	3-6	0-1	0 6 6	3 15	3 1 0 3	3	31						
15	Tyler Sharpe	g	12-21	4-12	5-6	0 0 0	2 33	3 2 0 2	2	36						
01	Adham Eleeda		2-7	2-7	0-0	0 0 0	1 6	0 0 0 0	0	18						
02	Paul Djoko		1-1	0-0	0-1	0 0 0	3 2	2 0 0 0	0	8						
03	Tre Cobbs		0-0	0-0	0-0	0 1 1	0 0	1 0 0 0	0	3						
04	Adrian Nelson		2-3	0-0	2-3	3 7 10	3 6	2 2 0 1	1	25						
14	Karl Harris		1-3	1-3	0-0	0 1 1	1 3	1 1 0 0	0	6						
30	Bryant Mocaby		1-1	1-1	0-0	0 0 0	0 3	0 0 0 0	0	2						
44	David Wassler		1-1	0-0	0-0	1 1 2	0 2	0 1 0 0	0	2						
Team						2 3 5										
Totals			37-66	13-35	9-13	11 28 39	21 96	22 10 1 8	200							

FG % 1st Half: 17-32 53.1% 2nd half: 20-34 58.8% Game: 37-66 56.1% Deadball Rebounds 0
 3FG % 1st Half: 3-15 20.0% 2nd half: 10-20 50.0% Game: 13-35 37.1%
 FT % 1st Half: 5-7 71.4% 2nd half: 4-6 66.7% Game: 9-13 69.2%

IUPUI 71 • 5-14,1-5 Horizon

#	Player	Total		3-Ptr		Rebounds			PF	TP	A TO Blk Stl					Min
		FG-FGA	FG-FGA	FT-FTA	Off Def Tot	PF	TP	A TO Blk Stl								
32	GOSS, Elyjah	f	0-5	0-0	3-6	7 4 11	1 3	0 1 0 0	0	30						
00	MINNETT, Jaylen	g	1-7	1-5	4-4	0 3 3	1 7	4 2 0 1	1	34						
13	WILLIAMS, Isaiah	g	4-9	0-0	3-5	3 1 4	2 11	1 2 0 1	0	20						
14	BURK, Marcus	g	9-16	2-8	5-6	0 3 3	3 25	3 3 0 2	2	36						
23	WEATHERFORD, Grant	g	5-12	1-2	1-1	4 4 8	1 12	2 1 0 0	0	32						
02	JACKSON JR., Jamil		1-6	0-4	3-4	0 2 2	3 5	0 1 0 1	1	13						
10	DePERSIA, Mike		2-4	0-2	0-0	0 1 1	4 4	3 0 0 0	0	18						
12	TAYLOR, Marlon		0-0	0-0	0-0	0 1 1	0 0	1 0 0 0	0	2						
15	WHITE, Taveion		0-0	0-0	0-0	0 0 0	0 0	0 0 0 0	0	2						
30	TYSON, Zo		2-4	0-0	0-0	0 2 2	1 4	0 0 0 0	0	13						
Team						1 1 2										
Totals			24-63	4-21	19-26	15 22 37	16 71	14 10 0 5	200							

FG % 1st Half: 11-34 32.4% 2nd half: 13-29 44.8% Game: 24-63 38.1% Deadball Rebounds 3
 3FG % 1st Half: 2-14 14.3% 2nd half: 2-7 28.6% Game: 4-21 19.0%
 FT % 1st Half: 10-13 76.9% 2nd half: 9-13 69.2% Game: 19-26 73.1%

Officials: Robert Felder,Chris Beaver,Larry Scriotto
 Technical fouls: Northern Ky.-None. IUPUI-None.
 Attendance: 789

Score by periods	1st	2nd	Total
Northern Ky.	42	54	96
IUPUI	34	37	71

Points	In Paint	Off T/O	2nd Chance	Fast Break	Bench
NKU	40	19	14	10	22
IUPUI	32	10	17	15	13

Last FG - NKU 2nd-00:53, IUPUI 2nd-00:40.
 Largest lead - NKU by 27 2nd-00:53, IUPUI by 1 1st-18:00.
 NKU led for 37:40, IUPUI led for 00:57. Game was tied for 01:23.

Score tied - 1 time.
 Lead changed - 2 times.

GAME #20 • UIC 75, IUPUI 66 (INDIANAPOLIS - INDIANA FARMERS COLISEUM)

UIC 75 • 8-12,3-4 Horizon

#	Player	Total		3-Ptr		Rebounds			PF	TP	A TO Blk Stl					Min
		FG-FGA	FG-FGA	FT-FTA	Off Def Tot	PF	TP	A TO Blk Stl								
02	Michael Diggins	f	1-2	0-1	0-0	1 4 5	4 2	1 0 0 0	0	17						
13	Jordan Blount	f	5-7	0-0	4-5	0 3 3	4 14	0 1 1 0	0	22						
23	Braelen Bridges	f	3-6	0-0	0-0	2 4 6	4 6	0 2 2 0	0	20						
01	Marcus Ottey	g	6-13	1-1	0-0	0 3 3	2 13	3 4 1 0	0	32						
04	Tarkus Ferguson	g	6-15	3-10	1-3	0 9 9	3 16	9 0 1 1	1	32						
00	Brian Taylor		0-2	0-0	0-0	0 1 1	1 0	2 1 0 0	0	12						
10	Deon Ejim		2-3	0-0	0-0	2 1 3	3 4	0 1 0 1	1	12						
20	Jamie Ahale		3-5	3-5	1-1	0 5 5	1 10	2 1 2 0	0	24						
25	Godwin Boahen		3-12	2-6	2-3	1 3 4	2 10	3 1 0 2	2	29						
Team						1 1 2		1								
Totals			29-65	9-23	8-12	7 34 41	24 75	20 12 7 4	200							

FG % 1st Half: 13-31 41.9% 2nd half: 16-34 47.1% Game: 29-65 44.6% Deadball Rebounds 4
 3FG % 1st Half: 4-10 40.0% 2nd half: 5-13 38.5% Game: 9-23 39.1%
 FT % 1st Half: 5-6 83.3% 2nd half: 3-6 50.0% Game: 8-12 66.7%

IUPUI 66 • 5-15,1-6 Horizon

00	MINNETT, Jaylen	g	3-13	2-8	4-4	0	1	1	4	12	3	3	1	1	35
10	DePERStA, Mike	g	0-2	0-1	0-1	0	5	5	0	0	3	1	0	2	32
14	BURK, Marcus	g	6-14	2-7	4-4	0	3	3	3	18	1	0	0	1	40
23	WEATHERFORD, Grant	g	4-19	2-8	7-10	2	6	8	3	17	3	2	2	0	38
01	KEMP, Jakoby		0-0	0-0	0-0	0	0	0	1	0	0	0	0	0	3
02	JACKSON JR., Jamil		1-5	0-2	1-2	1	3	4	0	3	0	1	0	0	12
11	KENYON, Brandon		0-0	0-0	0-0	0	0	0	0	0	0	0	0	0	1
	Team					1	0	1							
	Totals		20-60	6-26	20-28	8	29	37	16	66	11	9	6	4	200
	FG % 1st Half: 8-25	32.0%	2nd half: 12-35	34.3%	Game: 20-60	33.3%									Deadball
3FG	% 1st Half: 1-10	10.0%	2nd half: 5-16	31.3%	Game: 6-26	23.1%									Rebounds
FT	% 1st Half: 6-12	50.0%	2nd half: 14-16	87.5%	Game: 20-28	71.4%									6