



# 2019-2020 IUPUI BASKETBALL GAME NOTES

# IUPUI

## SCHEDULE/RESULTS

(6-23, 2-14 HORIZON)

Date	Opponent	Result/Time
Oct. 23	# Tiffin (ESPN3)	W, 81-77
Nov. 6	at Butler (FS2)	L, 47-80
Nov. 9	at Bradley (ESPN+)	L, 56-90
Nov. 11	Anderson (ESPN3)	W, 72-55
Nov. 13	^ at South Florida (ESPN3)	W, 70-53
Nov. 20	^ at Loyola (Ill.) (NBCSCH+ / ESPN+)	L, 62-85
Nov. 25	^ vs. Loyola (Md.)	L, 77-81
Nov. 26	^ vs. Southern	L, 77-83
Nov. 30	Evansville (ESPN+)	L, 64-70
Dec. 4	at Morehead St. (ESPN+)	L, 51-56
Dec. 7	at Ball St. (ESPN+)	L, 54-102
Dec. 10	IU South Bend (ESPN3)	W, 80-60
Dec. 14	Purdue Fort Wayne (ESPN+)	W, 74-65
Dec. 20	at Fresno St. (Mountain West Net)	L, 64-95
Dec. 28	* Youngstown St.	L, 73-83
Dec. 30	* Cleveland St. (ESPN+)	L, 80-82
Jan. 3	* at Milwaukee (ESPN3)	L, 74-78
Jan. 5	* at Green Bay (ESPN+)	W, 93-78
Jan. 10	* Wright St. (ESPN3)	L, 70-84
Jan. 12	* Northern Ky. (ESPN+)	L, 71-96
Jan. 18	* UIC (ESPN3)	L, 66-75
Jan. 23	* at Detroit Mercy (ESPN+)	L, 64-76
Jan. 25	* at Oakland (ESPN3)	W, 89-85 (ot)
Jan. 30	* at Cleveland St. (ESPN+)	L, 62-72
Feb. 1	* at Youngstown St. (ESPN3)	L, 76-91
Feb. 6	* Green Bay (ESPN+)	L, 85-91
Feb. 8	* Milwaukee (ESPN+)	L, 79-80 (ot)
Feb. 14	* at Northern Ky. (ESPN+)	L, 70-84
Feb. 16	* at Wright St. (ESPN+)	L, 66-106
Feb. 22	* at UIC (ESPN3)	L, 72-77
Feb. 27	* Oakland (ESPN+)	7:00 pm
Feb. 29	* Detroit Mercy (ESPN+)	12:00 pm
Mar. 3	& HL Tourney - 1st rd.	
Mar. 5	& HL Tourney - Quarterfinals	
Mar. 9	& HL Tourney - Semifinals	
Mar. 10	& HL Tourney - Championship	

# denotes exhibition  
 \* denotes Horizon League games  
 ^ part of Cayman Islands Classic  
 (first two games on campus sites / last two at Omaha)  
 & denotes Horizon League Tournament games  
 (quarterfinals on campus sites / semis and finals in Indy)

## MEDIA COVERAGE

**TV:** ESPN+  
**Video Stream:** ESPN+  
**Audio:** IUPUIJags.com  
**Live Stats:** IUPUIJags.com  
**Twitter:** @IUPUIJaguars / @IUPUIMensBball

## MBB CONTACT

**Ed Holdaway - IUPUI Assistant AD**  
**Email:** eholdawa@iupui.edu  
**Twitter:** @EdHoldaway  
**Cell:** 317-908-2645

'03 NCAA TOURNAMENT, 2010 CBI, 2019 CIT

## IUPUI (6-23, 2-14 HL) vs. OAKLAND (12-17, 7-9 HL)

Thursday, February 27, 2020 • 7:00 p.m. • Indianapolis, Ind. • Indiana Farmers Coliseum (6,800)



## STAT BREAKDOWN

IUPUI		OU
70.3 / 79.8	PPG / Opp. PPG	67.6 / 69.9
-9.5	Scoring Margin	-2.3
.410 / .458	FG% / Opp. FG%	.428 / .419
36.0 (-3.5)	RPG (Margin)	36.3 (+0.4)
.337 / .372	3FG% / Opp. 3FG%	.303 / .332
.640	FT%	.692
13.4	Assists/G	13.5
14.0 (-1.0)	TO/G (Margin)	14.1 (-1.6)
327 / 327 / 338	NET / KenPom / BPI	220 / 241 / 244

## SERIES BREAKDOWN

<b>Overall:</b>	19-28
<b>Rimm vs. Oakland:</b>	1-0
<b>in Rochester:</b>	4-18
<b>at IUPUI:</b>	12-8
<b>neutral:</b>	3-2
<b>Last Meeting:</b>	Jan. 25, 2020
<b>Outcome:</b>	IUPUI 89, Oakland 85 (ot) (Rochester)
<b>Streak:</b>	IUPUI has won 1

## THE JAGUARS



### PROBABLE STARTERS (based on last game)

No.	Name	Yr.	Pos.	Ht.	Hometown	PPG	RPG	APG	FG%	3FG%	FT%
0	Jaylen Minnett	Jr.	G	6-1	Terre Haute, Ind.	16.4	3.1	3.4	.356	.356	.790
14	Marcus Burk	Jr.	G	6-3	Indianapolis, Ind.	21.2	3.5	2.0	.430	.381	.773
23	Grant Weatherford	Jr.	G	6-2	Cicero, Ind.	9.2	4.8	2.7	.433	.353	.605
30	Zo Tyson	Gr.	F	6-9	Fayetteville, N.C.	3.0	2.7	0.4	.569	---	.667
32	Elyjah Goss	Jr.	F	6-7	Bolingbrook, Ill.	8.8	11.7	0.8	.483	.100	.535

### OFF THE BENCH

1	Jakoby Kemp	Jr.	F	6-8	Layton, Utah	1.9	0.9	0.2	.368	.333	.667
2	Jamil Jackson Jr.	Jr.	G/F	6-6	Minneapolis, Minn.	3.6	1.3	0.5	.270	.200	.667
10	Mike DePersia	Fr.	G	5-11	Cherry Hill, N.J.	2.6	2.3	2.7	.338	.121	.500
11	Brandon Kenyon	So.	F	6-10	Caledonia, Ontario	1.9	1.0	0.1	.379	.182	.727
12	Marlon Taylor	R-Fr.	G/F	6-5	South Bend, Ind.	0.3	0.5	0.4	.333	---	---
13	Isaiah Williams	Jr.	G/F	6-8	Dayton, Ohio	8.0	4.4	1.3	.419	.364	.538
15	Taveion White	Fr.	F	6-7	Prosper, Texas	1.1	1.8	0.1	.529	---	.182
20	Sawyer Stoltz	Fr.	F	6-9	Huntington, Ind.	0.0	0.4	0.1	.000	---	---

## QUICK HITTERS

- Following Saturday's 77-72 loss at UIC, IUPUI is now 1-9 in two possession games this season and 1-5 in Horizon League games. The lone win was the Jan. 25 89-85 overtime win on the road at Oakland.
- Elyjah Goss**, who ranks No. 2 in the country in total boards (340) and No. 5 in rebounding average (11.7 rpg). At UIC, Goss set the program's single-season record for total rebounds, surpassing Dale Taylor's record (337 in 1975-76) as part of his 18-rebound effort. Goss grabbed a school record 21 rebounds against IU South Bend on Dec. 10, surpassing the previous mark by a single board. He's led IUPUI in rebounding in 26 of 29 games, including 22-in-a-row entering today's contest. In league play, he's averaging a league best 13.6 per game. Goss has climbed to No. 6 on the program's all-time list in career boards, having grabbed 642.
- Both **Jaylen Minnett** (t-2nd in the country - 100 total) and **Marcus Burk** (15th - 85) rank among the nation's elite in total 3s made. The duo is tops nationally for combined 3s made (185), 15 ahead of the UTSA tandem of Jhivvan Jackson and Keaton Wallace (170). Minnett owns the nation's second-longest active streak for games with a three made, having connected for at least one in 65 straight games, dating back to the end of his freshman year.
- Minnett tallied his 1,000th career point against Green Bay on Feb. 6 as part of a career-high 32 point effort, becoming the 24th member in school history and 16th to do so in three seasons or less. The Terre Haute-native is also No. 2 on the program's all-time list career treys, having made 229, trailing only Brandon Cole's 238.
- Junior **Marcus Burk** tallied his 1,000th collegiate point in the first half of the Jaguars' win over Purdue Fort Wayne. Burk tallied 776 in his two seasons at Campbell and has 616 this season, giving him 1,392 career points, ranking 16th among the nation's juniors. Burk is a two-time Horizon League Player of the Week this season.
- Freshman **Mike DePersia** has an IUPUI rookie record with 79 assists this season during the Division I era, surpassing the mark of 71, set by Taj Hawkins in 1998-99.
- IUPUI has players from nine different states/provinces this season, with five hailing from the Hoosier State. All total, IUPUI has players this year from Indiana, Illinois, Minnesota, New Jersey, North Carolina, Ohio, Ontario, Texas and Utah.

## 2019-2020 ROSTER

### NUMERIC ROSTER

##	Name	Pos.	Ht.	Wt.	Yr.	Hometown/High School (Previous)
0	Jaylen Minnett	G	6-1	180	Jr.	Terre Haute, Ind./Terre Haute South
1	Jakoby Kemp	F	6-8	190	Jr.	Layton, Utah/Layton (Salt Lake C.C.)
2	Jamil Jackson Jr.	G/F	6-6	190	Jr.	Minneapolis, Minn./Minneapolis North (Southern Utah)
10	Mike DePersia	G	5-11	170	Fr.	Cherry Hill, N.J./Haddonfield Memorial
11	Brandon Kenyon	F/C	6-10	225	So.	Caledonia, Ontario/RISE Prep
12	Marlon Taylor	G/F	6-5	220	R-Fr.	South Bend, Ind./Riley (Indiana State)
13	Isaiah Williams	G/F	6-8	225	Jr.	Dayton, Ohio/Stivers School for the Arts (Pensacola St.)
14	Marcus Burk	G	6-3	205	Jr.	Indianapolis, Ind./Franklin Central
15	Taveion White	F	6-7	190	Fr.	Prosper, Texas/PHS Academy
20	Sawyer Stoltz	F	6-9	200	Fr.	Huntington, Ind./Huntington North
23	Grant Weatherford	G	6-2	195	Jr.	Cicero, Ind./Hamilton Heights (Midland College)
30	Zo Tyson	F	6-9	195	Gr.	Fayetteville, N.C./Trinity Christian (Colorado State)
32	Elyjah Goss	F	6-7	195	Jr.	Bolingbrook, Ill./Plainfield East

### ROSTER BREAKDOWNS

#### BY CLASS-

**Freshmen:** 4  
**Juniors:** 7

**Sophomores:** 1  
**Seniors:** 1

#### BY PRIMARY POSITION-

**Guards:** 7  
**Centers:** 0

**Forwards:** 6

#### BY HOME STATE-

**Indiana:** 5  
**Minnesota:** 1  
**North Carolina:** 1  
**Ontario:** 1  
**Utah:** 1

**Illinois:** 1  
**New Jersey:** 1  
**Ohio:** 1  
**Texas:** 1

### PRONUNCIATION GUIDE

**ELYJAH** Goss

(same as Elijah)

Jaylen **MINNETT**

(min-**NET**)

**TAVEION** White

(**TAY**-vee-on)


## RADIO / TV ROSTER



**#0 - JAYLEN MINNETT**  
6-1 // Jr. // G  
Terre Haute, Ind.  
*Sports Management*




**#1 - JAKOBY KEMP**  
6-8 // Jr. // F  
Layton, Utah  
*General Studies*




**#2 - JAMIL JACKSON JR.**  
6-6 // Jr. // G/F  
Minneapolis, Minn.  
*General Studies*




**#10 - MIKE DePERSIA**  
5-10 // Fr. // G  
Haddonfield, N.J.  
*Biomedical Engineering*



**#11 - BRANDON KENYON**  
6-10 // Soph. // F/C  
Caledonia, Ontario  
*Criminal Justice*



**#12 - MARLON TAYLOR**  
6-5 // R-Fr. // G/F  
South Bend, Ind.  
*Pre-Engineering*




**#13 - ISAIAH WILLIAMS**  
6-8 // Jr. // G/F  
Dayton, Ohio  
*General Studies*




**#14 - MARCUS BURK**  
6-3 // Jr. // G  
Indianapolis, Ind.  
*General Studies*



**#15 - TAVEION WHITE**  
6-7 // Fr. // F  
Prosper, Texas  
*Business*



**#20 - SAWYER STOLTZ**  
6-9 // Fr. // F  
Huntington, Ind.  
*Biology*



**#23 - GRANT WEATHERFORD**  
6-2 // Jr. // G  
Cicero, Ind.  
*General Studies*



**#30 - ZO TYSON**  
6-9 // Gr. // F  
Fayetteville, N.C.  
*Sports Journalism*

**Interim Head Coach:** Byron Rimm II, 1st season (2nd year at IUPUI)

**Assistant Coach:** Matt Dunn, 2nd season


**Assistant Coach:** Isaac Loechle, 2nd season

**Assistant Coach:** Brian Burton, 1st season

**Director of Operations:** Aaron Evans, 1st season

**Strength & Conditioning Coach:** Jason Quarles, 6th season

**Athletic Trainer:** Joseph Medel, 1st season



**#32 - ELYJAH GOSS**  
6-7 // Jr. // F  
Bolingbrook, Ill.  
*Sports Management*

## POLLS

### ASSOCIATED PRESS

Week 17 - Feb. 24

Rank	Team (1st)
1.	Kansas (62)
2.	Baylor (2)
3.	Gonzaga
4.	Dayton
5.	San Diego State
6.	Florida State
7.	Duke
8.	Kentucky
9.	Maryland
10.	Creighton
11.	Louisville
12.	Villanova
13.	Seton Hall
14.	Oregon
15.	Auburn
16.	Penn State
17.	BYU
18.	Iowa
19.	Michigan
20.	West Virginia
21.	Colorado
22.	Texas Tech
23.	Ohio State
24.	Michigan State
25.	Houston

### COACHES

Week 17 - Feb. 24

Rank	Team (1st)
1.	Kansas (30)
2.	Baylor (2)
3.	Dayton
4.	Gonzaga
5.	San Diego State
6.	Florida State
7.	Duke
8.	Maryland
9.	Kentucky
10.	Louisville
11.	Creighton
12.	Villanova
13.	Seton Hall
14.	Penn State
15.	Auburn
16.	Oregon
17.	BYU
18.	West Virginia
19.	Colorado
20.	Texas Tech
21.	Michigan
22.	Ohio State
23.	Arizona
24.	Michigan State

## MID-MAJOR TOP 25

February 24

Rk	Team (1st)	Record	Pts.	Prev.	Conf.
1.	Gonzaga (30)	27-2	774	1	West Coast
2.	ETSU	25-4	713	2	Southern
3.	BYU (1)	23-7	705	7	West Coast
4.	Yale	20-6	642	5	Ivy League
5.	Liberty	26-3	641	6	ASUN
6.	Saint Mary's	23-6	627	4	West Coast
7.	Northern Iowa	23-5	600	3	Missouri Valley
8.	Stephen F. Austin	24-3	544	9	Southland
9.	UNCG	23-6	516	10	Southern
10.	New Mexico State	22-6	486	11	Western Athletic
11.	Furman	23-6	484	8	Southern
12.	Akron	21-6	423	14	Mid-American
13.	Hofstra	22-7	347	15	Colonial
14.	<b>Wright State</b>	<b>24-6</b>	<b>334</b>	<b>12</b>	<b>Horizon</b>
15.	Vermont	22-7	332	13	America East
16.	Belmont	22-7	317	16	Ohio Valley
17.	Bowling Green	20-7	202	18	Mid-American
18.	Little Rock	19-9	182	21	Sun Belt
19.	Murray State	20-8	170	17	Ohio Valley
20.	South Dakota State	22-8	149	23	Summit
21.	Austin Peay	19-10	138	19	Ohio Valley
22.	Colgate	22-7	135	24	Patriot
23.	<b>Loyola Chicago</b>	<b>19-10</b>	<b>98</b>	<b>20</b>	<b>Missouri Valley</b>
24.	Harvard	18-7	97	25	Ivy League
25.	Montana	17-10	65	NR	Big Sky

## HORIZON LEAGUE PRESEASON POLLS

### Pl. School (1st-place) - Votes

- Wright State (28) - 350
- Northern Kentucky (5) - 295
- UIC (1) - 280
- Oakland (1) - 229
- Green Bay - 207
- Youngstown State - 186
- Milwaukee - 146
- Detroit Mercy - 133
- IUPUI - 92**
- Cleveland State (1) - 62

**Preseason POTY:** Antoine Davis, Detroit Mercy

### First Team (alphabetical order by school)

Antoine Davis, Detroit Mercy  
Jalen Tate, Northern Kentucky  
Xavier Hill-Mais, Oakland  
Tarkus Ferguson, UIC  
Loudon Love, Wright State

### Second Team (alphabetical order by school)

JayQuan McCloud, Green Bay  
Tyler Sharpe, Northern Kentucky  
Marcus Ottey, UIC  
Bill Wampler, Wright State  
Darius Quisenberry, Youngstown State

## HORIZON LEAGUE

### HORIZON LEAGUE STANDINGS

through games on Feb. 24

Team	Overall (Pct.)	HL (Pct.)
Wright State .....	24-6 (.800)	14-3 (.824)
Northern Ky.....	21-8 (.724)	13-4 (.765)
Youngstown State.....	16-13 (.552)	9-7 (.563)
Green Bay.....	14-15 (.483)	9-7 (.563)
UIC .....	14-15 (.483)	9-7 (.563)
Milwaukee.....	12-16 (.429)	7-9 (.438)
Oakland .....	12-17 (.414)	7-9 (.438)
Cleveland State.....	10-19 (.345)	6-10 (.375)
Detroit Mercy .....	7-22 (.241)	5-11 (.313)
<b>IUPUI .....</b>	<b>6-23 (.207)</b>	<b>2-14 (.133)</b>

### HORIZON LEAGUE SCHEDULE

Date	Game	Time
2/27	*Oakland at IUPUI	7pm
	*Youngstown St. at Green Bay	8pm
	*Cleveland St. at Milwaukee	8pm
	*Detroit Mercy at UIC	8pm
2/28	*Wright St. at Northern Ky.	7pm
2/29	*Detroit Mercy at IUPUI	12pm
	*Oakland at UIC	4:12pm
	*Cleveland St. at Green Bay	8pm
	*Youngstown St. at Milwaukee	8pm

### IUPUI IN HORIZON LEAGUE STATS

through games on Feb. 26 [denotes NCAA ranking]

Category	HL [Nat Rk.]	Stat
Scoring .....	6th .....	70.3 ppg
Scoring Defense.....	9th .....	79.8 ppg
Scoring Margin.....	10th .....	-9.5 ppg
Rebounding Margin .....	10th .....	-3.5 rpg
Field Goal % .....	9th .....	41.0%
3Pt Field Goal % .....	4th .....	33.7%
Free Throw % .....	10th .....	64.0%
Assists .....	6th .....	13.38 apg
Turnovers.....	7th .....	14.03 to/g
Turnover Margin.....	6th .....	-1.00 to/g
Assist/TO Ratio .....	6th .....	0.95 a/to
Blocked Shots .....	9th .....	2.59 bpg
Steals .....	4th .....	6.62 spg
Offensive Rebounds.....	4th .....	11.72 rpg
Defensive Rebounds....	9th .....	24.31 rpg
Home Attendance.....	10th .....	1,208 /gm

Category	Rank	Stat
----------	------	------

<b>Scoring</b>		
Burk	2nd	21.24 ppg
Minnett	5th	16.41 ppg

<b>Rebounding</b>		
Goss	1st	11.72 rpg

<b>FG Percentage</b>		
Burk	6th	43.0%
Minnett	12th	35.6%

<b>Assists</b>		
Minnett	7th	3.41 apg
DePersia	t-13th	2.72 apg
Weatherford	t-13th	2.72 apg

<b>FT Percentage</b>		
Burk	9th	77.3%

<b>Steals</b>		
Weatherford	5th	1.62 spg
Burk	t-13th	1.21 spg
Minnett	t-13th	1.21 spg

<b>3FG Percentage</b>		
Burk	1st	38.1%
Minnett	2nd	35.6%

<b>3FG Made</b>		
Minnett	1st	3.45/game
Burk	3rd	2.93/game

<b>Blocked Shots</b>		
Goss	4th	1.14 bpg

<b>Assist-to-Turnover Ratio</b>		
Minnett	8th	1.32 a/to

<b>Offensive Rebounds</b>		
Goss	2nd	3.90 rpg

<b>Defensive Rebounds</b>		
Goss	1st	7.83 rpg

<b>Minutes</b>		
Minnett	3rd	34.97 mpg
Burk	5th	34.74 mpg
Weatherford	6th	34.27 mpg

<b>20-Point Games</b>		
Burk	2nd	16 total
Minnett	t-12th	6 total

<b>Double Digit Rebound Games</b>		
Goss	1st	20 total

<b>Double-Doubles</b>		
Goss	1st	11 total



## DAZZLING DUO

It's hard to talk about IUPUI hoops without exploring the achievements of the junior duo of Marcus Burk and Jaylen Minnett this season.

- The duo leads the country in threes made (185 total: Minnett - 100, Burk - 85) and rank Nos. 2 and 5 in the Horizon League in scoring (Burk - 2nd - 21.2 / Minnett - 5th - 16.4 ppg).

- The duo has seen both score 30 points in a single-game twice this season - a feat has been accomplished just three times all year, and twice by IUPUI's top scorers.

Jan. 23 - Austin Peay vs. Tennessee St. - Terry Taylor (37 pts) & Jordyn Adams (37 pts)  
Jan. 25 - IUPUI at Oakland - Marcus Burk (39 pts) & Jaylen Minnett (30 pts)

Feb. 6 - IUPUI vs. Green Bay - Marcus Burk (33 pts) & Jaylen Minnett (32 pts)

It marked the first time in the program's Division I era (1998-present) that two IUPUI players tallied 30 or better in the same game.

- Burk leads the league in three-point percentage (38.1%) and is third in threes made at 2.93/game and Minnett is tops in threes made (3.45/game) and second in percentage (35.6%).

- Burk is fourth among active juniors (29th among all players) in college basketball with 243 career treys and Minnett is seventh on that list (52nd overall) with 229 makes. Minnett enters today 10 threes away from surpassing Brandon Cole for the program's all-time record in threes made.

- Burk and Minnett are accounting for the bulk of the Jaguars' offense, having taken 53 percent of the team's field goal attempts (940 of 1764) and 74 percent of the team's three-point attempts (504 of 680). In addition, the duo has accounted for 54 percent (1092 of 2038) of the team's total points.

## MR. 1,000

Junior Marcus Burk netted his **1,000 collegiate point** in the Dec. 14 win over Purdue Fort Wayne with a three-point play at the 12:57 mark of the first half. Burk, an Indianapolis-native, tallied 776 in two seasons at Campbell and now has 616 this season, giving him 1,392 in his collegiate career.

Here are some more tidbits on Burk:

- Burk has been IUPUI's top offensive player all season, ranking No. 2 in the Horizon League in scoring (21.2 ppg) and leading the league in three-point percentage (38.1%). He also ranks third in the league in threes made (2.93/game) and ninth in free throw percentage (77.3%).

- Burk has four 30-point games this season, including a career-high 39 at Oakland (12-24 FG, 8-15 3's, 7-10 FT) on Jan. 25. Three of the four have come in league play.

- While Burk is averaging 21 points per game, no IUPUI player has averaged 20 points per game or better for an entire season since Alex Young averaged 20.4 points per game in 2011-12. Only three players - Odell Bradley (23.1, 2003-04), George Hill (21.5, 2007-08) and Young (20.4, 2011-12) - have averaged better than 20 points per game during the Jaguars' Division I era.

## NO. 0 HITS 1,000

Junior Jaylen Minnett became the 24th player in program history to achieve 1,000 career points in an IUPUI uniform on Feb. 6 as part of a career-high 32-point effort. Minnett enters today's game with 1,084 career points, 21st on the program's all-time list. He is the 16th player to hit for 1,000 points in three seasons or less.

He's also moved into second on the program's all-time list in threes made:

1.) Brandon Cole	238	2002-06
<b>2.) Jaylen Minnett</b>	<b>229</b>	<b>2017-pres.</b>
3.) Rodney Thomas	215	1996-00
4.) Carlos Knox	208	1994-98
5.) Alex Young	202	2008-12

Some other tidbits on Minnett include:

- He currently owns the nation's **second-longest streak** of consecutive games with at least one made three at 65 games... Minnett made at least one trey in all 33 games last season and the final three games of the 2017-18 season... the last time Minnett went without a three in a game was against Oakland on Feb. 19, 2018 when he was held without a triple in 14 minutes.

Here's the list of the longest streaks of threes made in NCAA Division I history:

1.) Cory Bradford (Illinois)	ended Feb. 10, 2001	88 straight games / B10 record
<b>2.) Mack Smith (Eastern Ill.)</b>	<b>active streak</b>	<b>77 straight games / OVC record</b>
3.) Wally Lancaster (Va. Tech)	ended 1989	73 straight games / ACC record
4.) Marshall Henderson (Ole Miss)	ended 2014	66 straight games / SEC record
<b>5.) Jaylen Minnett (IUPUI)</b>	<b>active streak</b>	<b>65 straight games / HL record</b>
6.) Justin Jaworski (Lafayette)	ended 2020	64 straight games / Patriot record
7.) Fletcher Magee (Wofford)	ended 2018	60 straight games / SoCon record
8.) Pat Bradley (Arkansas)	ended 1998	60 straight games

- Minnett is currently one of three players in the country to have made 100 threes this season, joining McNeese's Dru Kuxhausen (106) and Marquette's Markus Howard (100). His 100 treys are nine shy of tying the IUPUI single-season record of 109, set by Akeem Clark in 2003-04.

- Minnett's 78 3's made last season was the 7th-highest single-season total in IUPUI

history and his 100 this season are second-most in school history.

- His 7.1 ppg scoring average as a freshman in 2017-18 was the highest by an IUPUI rookie since Alex Young average 10.8 points per game in 2008-09.

- His 51 made 3's in 2017-18 were the most by an IUPUI freshman in the program's Division I era (1998-present).

## MR. WINDEX

Junior Elijah Goss is currently **second in the nation** with 340 rebounds, having surpassed the IUPUI single-season record of 337 by Dale Taylor in 1975-76. He ranks No. 5 nationally in rebounding at 11.7 per contest and owns six of the eight highest single-game totals in the Horizon League this season, including grabbing a school record 21 against IUSB (Dec. 10), 18 three times and 17 twice. His 21 boards against IUSB is tied for the eighth-highest single-game total in NCAA Division I this season.

All total, Goss has led the Jaguars in rebounds in 26 of the team's 29 games and 22-in-a-row.

Five games into this season, he was averaging 6.0 rebounds per game, but has since grabbed at least 10 boards in 19 of the Jaguars' 24 games and all but one league contest. In league play, Goss leads the league in rebounding (13.6 rpg) and has eight double-doubles in 16 games. He now has 14 career double-doubles, including 11 this season, which is second-most in a season in IUPUI's Division I era.

## SLIM MARGINS

Following Saturday's 77-72 loss at UIC, IUPUI is now 1-9 this season in games decided by two possessions (six points) or fewer and 1-5 in Horizon League games decided by six or less. The Jaguars' lone victory this season in that category was the 89-85 overtime win at Oakland on Jan. 25.

## ROOKIE RECORD

Freshman Mike DePersia has handed out an IUPUI record 79 assists this season - the most by a freshman during the Division I era. The previous record was Taj Hawkins, who delivered 71 in 1998-99. The program's all-time freshman record is 106, distributed by Chad Pate in 1991-92.

## LOTS O' KIDS

IUPUI packed in more than 2,000 third-graders at Thursday's 3rd annual NCAA 'Readers Are Leaders' game to celebrate a yearlong partnership and commitment to reading. IUPUI is now 2-1 in the 'Readers Are Leaders' games and have upped the attendance number in each of the three years. Below are the results from the three events.

Feb. 6, 2020 - Green Bay 91, IUPUI 85 // attendance 2,394

Jan. 24, 2019 - IUPUI 73, Oakland 71 // attendance 2,285

Feb. 23, 2018 - IUPUI 66, Wright State 56 // attendance 2,263

## DUELING DOUBLE-DUBS

Both Marcus Burk (25 pts, 10 reb) and Elijah Goss (15 pts, 12 reb), had double-doubles in the Jan. 23 loss at Detroit Mercy. It marked the 1st time two IUPUI players had a double-double in the same game since Jan. 2, 2014 when Donovan Gibbs (32 pts, 11 reb) and Khufu Najee (11 pts, 11 reb) both had double-doubles in a win over Judson.

## BETTER THAN ALL THE REST

IUPUI's early season win at South Florida (70-53 on Nov. 13) was widely considered the best non-conference victory by a Horizon League team this season. The Jags entered play as a 17-point underdog before defeating the AAC foe by 17 points. In addition, it was IUPUI's first-ever victory over an AAC opponent in program history.

IUPUI has two wins this season as a double-digit underdog as IUPUI was a 10-point underdog prior to beating Green Bay, 93-78.

## IN LEAGUE PLAY

In Horizon League games, here are some numbers that jump out.

- Offensively, IUPUI is ranked fourth in the league in scoring at 74.4 points per game, but yielding a league-worst 83.6 points per game. Foes are shooting 45.9 percent against the Jags and a league-best 40.8 percent from three-point range and averaging 9.6 made threes per game.

- Burk leads the league in scoring at 23.4 points per game while Minnett is tied for third at 18.1 points per game. Minnett leads the league in threes made (3.88/game) and is second in three-point percentage (35.8%) while Burk is third in percentage (34.4%) and third in makes (2.75/game). Minnett ranks seventh in the league in free throw shooting at 81.8% and Burk is 12th at 77.7%.

- Goss leads the league in rebounding at 13.63 rebounds per game and double-doubles (8). He leads the league in both offensive (4.50) and defensive (9.13) rebounding.
- Freshman Mike DePersia has 55 assists against just 19 turnovers in league games and is second in the league with a 2.89 assist-to-turnover ratio. As a team, IUPUI has 240 assists against 206 turnovers for a 1.17 a/t/o ratio, ranking fourth best in the league. However, IUPUI opponents have a robust 1.32 a/t/o ratio in league games.

- Four IUPUI players - Burk (2nd - 37.3), Minnett (3rd - 36.5), Weatherford (4th - 36.2) and Goss (5th - 35.6) - all rank among the league's top five in minutes played in league play.

## THE BEST ABILITY...

...is availability. IUPUI players have struggled to stay healthy and available this season as only five players - Burk, Minnett, DePersia, Goss and Weatherford - have played all 29 games. Redshirt freshman Marlon Taylor is the only other IUPUI player who has been available for all 29 games.

## STORY TELLER

In IUPUI's six wins this season, the Jags have held opponents to 37 percent shooting overall and 28 percent from three-point range while making 7.7 threes per game.

In the Jaguars' 23 losses, foes have shot 48.2 percent overall and 40 percent from beyond the arc while making 9.4 threes per game. Eleven of the 23 opponents to have

## BASKETBALL CENTRAL

IUPUI will be a big part of the center of the college basketball universe this March as the 2020 Horizon League Championships will be played at the Indiana Farmers Coliseum on Mar. 9-10 and the department will later serve as institutional co-host of an NCAA Men's Basketball Regional at Lucas Oil Stadium on Mar. 26-28, alongside the Horizon League and Indiana Sports Corporation.

Both the men's and women's Horizon League Semifinals (Mar. 9) and Championship games (Mar. 10) will be played at Indiana Farmers Coliseum as 2020 marks the first of a three-year rotation.



## NEWS, NOTES & STORYLINES (CONT.)

beaten the Jags have shot 50 percent or better from the floor.

### FREEBIES

IUPUI enters play ranked 329th of 350 teams in free throw percentage at 64.0 percent, which is on pace to be the lowest mark in the program's Division I era. The current low mark was a 65.4 percentage for the 2008-09 season. The lowest single-season mark on record in program history was a 62.7 percentage in the 1976-77 campaign.

### STARTERS DOING IT ALL

Head coach Byron Rimm has shown a reluctance to delve too deeply into his bench as IUPUI reserves accounted for just 10.6 points per game this season. IUPUI is getting just more than 15 percent of its points from reserves and has had 15 games in which the bench has provided fewer than 10 points. The IUPUI bench has outscored the opposition's just twice this season as opponents' benches are averaging 23.6 points per game against the Jags.

The Jags' bench has scored a season-high 29 points at Wright State on Feb. 16, fueled by Minnett coming off the bench for 18 and Weatherford scoring nine.

### GRADE CHECKS

Six different Jaguars posted a grade point average of 3.0 or better during the fall - Mike DePersia, Elijah Goss, Brandon Kenyon, Sawyer Stoltz, Grant Weatherford and Taveion White. Weatherford, who is pursuing his Master's degree in Organizational Leadership, had the team's top GPA for the fall at 3.67. Kenyon and Weatherford were recently named to the Horizon League's Academic Honor Roll for the fall semester.

### LARGE CLASS

IUPUI entered the season with an eight-man junior class eligibility wise, tying for the eighth largest class in all of college basketball. Below are the lists of largest classes.

- 11 total: Navy (freshman class), Utah (freshman class)
- 10 total: Air Force (freshman class), TCU (freshman class)
- 9 total: Colorado (jr. class), CSU Bakersfield (jr. class), Middle Tenn. (jr. class)
- 8 total: Idaho (jr. class), IUPUI (jr. class)

### FAMILY TIES

-DePersia comes from a notable basketball family in the state of New Jersey and he and his brothers - twins Rob and Nick - are one of just four sets of siblings in NJ high school basketball history to have all scored 1,000 points in their high school careers. DePersia led his Haddonfield squad to back-to-back state titles his junior and senior seasons. His two brothers went on to play collegiately at Rowan University and were named the Albert Carino Boys Basketball Club of South Jersey Small College Players of the Year last April while playing for former Penn State standout Joe Crispin. Rob recently joined the Villanova program as a graduate assistant.

-Kemp's older brother is a WR with the Kansas City Chiefs, Marcus Kemp. Kemp played at the University of Hawaii and is now in his second season with the Chiefs, having joined the team as an undrafted free agent in 2017.

### PRO NOTES

In addition to the success that former IUPUI Jaguar George Hill is continuing to have in his 12th NBA season, IUPUI presently has seven former players playing professionally all over the world.

George Hill / Milwaukee Bucks (NBA); Darell Combs / Mgzavrebi (Georgia Superleague); Alex Young / Al Ahly (Egyptian Superleague); Ahmed Ismail / Al Ahly (Egyptian Superleague); D.J. McColl / Fort Wayne Mad Ants (G-League); Robert Glenn / H.Galilee (Israeli National League); Maurice Kirby / Shoot it Dragon (Thailand TBL)

### AT THE HORN

Winning games at the horn has been a staple of recent IUPUI squads. In the past five seasons, IUPUI has won five games in the closing seconds, including three as time expired:

- P.J. Boutte - 15' floater at the horn vs. Ball State (71-69 / Nov. 22, 2014)
- Marcellus Barksdale - layup at the horn at IPFW (84-82 / Jan. 23, 2016)
- Jordan Pickett - wing 3 with :02 vs. NDSU (73-72 / Jan. 31, 2016)
- Darell Combs - wing J with :01.5 vs. SDSU (85-83 / Jan. 18, 2017)
- Evan Hall - layup at the horn vs. Milwaukee (72-71 / Jan. 10, 2018)

### 21 UP

Last February, Hall of Famer Matt Crenshaw became just the 3rd player in school history to have his jersey retired, joining #34 Carlos Knox and #3 George Hill, in the rafters.

Crenshaw finished as the program's all-time leader in assists and hit the game-winning shot in the 2003 Mid-Continent Conference Tournament to send IUPUI to the NCAA Tournament. He later played overseas and returned to IUPUI as a longtime member of the coaching staff before joining the Ball State coaching staff just prior to the start of last season.

Hill was among those to attend the festivities.



### HUNTER TO THE HALL

Longtime IUPUI head coach Ron Hunter was inducted as part of the Jaguars' Hall of Fame Class of 2019 last February.

Hunter, now the head coach at Tulane University, guided the IUPUI basketball program from 1994-2011 and is the program's all-time leader in wins (275), winning percentage (.557), games coached (494), winning seasons (11) and 20-win seasons (4). He guided IUPUI to its only ever NCAA Division I NCAA Tournament appearance in 2003. Led by future NBAer George Hill, his 2007-08 team won a school record 26 games and two years later, his team went 25-11 and collected the program's first-ever Division I postseason win. He was a two-time league Coach of the Year and clearly elevated the program during his tenure.

He earned national acclaim for his work with Samaritan's Feet as the first in the country to coach a game in his bare feet in January 2008 to raise awareness for those in need. He later personally delivered shoes to individuals in Peru and Costa Rica. He collected numerous honors for his philanthropic work including being named a 2008 ABC News Person of the Year, the 2010 Indiana Pathfinder Award recipient and an NABC Guardians of the Game Pillar Award for Service.

## UNIVERSITY QUICK FACTS

<b>Location</b>	Indianapolis, Ind.
<b>Founded</b>	1969
<b>Nickname</b>	Jaguars
<b>Colors</b>	Red, gold & black
<b>Enrollment</b>	30,000
<b>Affiliation</b>	NCAA Division I
<b>Conference</b>	The Horizon League
<b>Home Facility (Cap.)</b>	Indiana Farmers Coliseum (6,800)
<b>Chancellor</b>	Dr. Nasser Paydar
<b>Athletics Director</b>	Dr. Roderick Perry
<b>Website</b>	www.IUPUIJags.com
<b>Twitter</b>	@IUPUIJaguars
<b>Athletics Phone</b>	(317) 278-5247
<b>Mailing Address</b>	1000 Waterway Blvd. Indianapolis, IN 46202

## BASKETBALL HISTORY

<b>First Yr. of basketball</b>	1972
<b>Seasons of basketball</b>	48th
<b>Seasons of Division I basketball</b>	22nd
<b>Division I (1998-pres.) Record</b>	275-302 (.477)
<b>NCAA Appearances</b>	1
<b>Last NCAA Appearance</b>	2003
<b>Last Postseason Appearance</b>	2019 (CIT - First Round)

## UNIVERSITY NOTES

### ABOUT THE UNIVERSITY

IUPUI is a public research university located in downtown Indianapolis that is the result of a merger of the Purdue Indianapolis Extension Center (1946) and Indiana University Indianapolis (1916). The merger was completed in 1969 and athletics began in 1972.

The university offers more than 200 degree programs and boasts an enrollment over 30,000 (22,000 undergrad and 8,000 postgrad). The university also boasts an endowment of more than \$850 million.

The university is ranked among the Top 200 "National Universities" and ranked 7th for "Up and Coming Schools." U.S. News has ranked IUPUI among the nation's elite for 13 straight years.

All total, the campus covers 509 acres and is located along Indy's Cultural Trail. IUPUI includes the nation's largest nursing school, the second largest medical school in the country, the only dental school in the state, and the country's oldest school of physical education. IUPUI is among the top 20 campuses in the nation for graduate professional degrees conferred

### ATHLETIC PROWESS

IUPUI was a primary beneficiary of the 1987 Pan-American Games in Indianapolis and continues to boast some world renowned facilities.

The IU Natatorium is located on the IUPUI campus and is among the best swimming & diving facilities in the world. It has hosted the U.S. Olympic Team Trials four different times and 12 NCAA National Championship meets. In addition, the 2017 World Juniors were held at IUPUI and 16 world records have been set in the Natatorium water.

Adjacent west is the Michael A. Carroll Track & Soccer Stadium which has hosted several USA Outdoor Track & Field Championships and NCAA Championships, along with the 1988 US Olympic Trials. Florence Griffith-Joyner set the 100m world record of 10.49 on the track.

In basketball circles, IUPUI is best known as the long-time host of the Nike All-American Camp, which was held on campus for two decades. The nation's top prep players and coaches from every level converged on campus for two weeks each summer in what was considered the elite college recruiting event of the year. Alum included LeBron James, Chris Webber, Allen Iverson, Kevin Garnett, Jason Kidd and Paul Pierce, among many others.

### GEORGE HILL

IUPUI's best known basketball alum is current NBAer George Hill, who is in his 12th year in the league this season. Hill was originally drafted by the San Antonio Spurs (1st rd., 26th overall) in 2008.

He's played for the Spurs (2008-11), Indiana Pacers (2011-16), Utah Jazz (2016-17), Sacramento Kings (2017-18), Cleveland Cavaliers (2018) and Milwaukee Bucks (2018-pres.). He's played in more than 700 regular season games, making nearly 450 career starts and averaging 11.2 points per game in his NBA career.

Entering this season, he's played in 117 career playoff games, starting 90 times and averaging 12.3 points per game.



# 2019-2020 MISCELLANEOUS STATISTICS

## IUPUI'S RECORD WHEN...

	'19-20 Overall	'19-20 Horizon	Under Rimm
Home:	3-8	0-6	3-8
Away:	3-13	2-7	3-13
Neutral:	0-2	0-0	0-2
Overtime:	1-1	1-1	1-1
Lead @ Halftime:	5-3	1-1	5-3
Trail @ Halftime:	0-20	0-13	0-20
Tied @ Halftime:	1-0	1-0	1-0
Leading w/ 5:00 left:	6-2	2-2	6-2
Trailing w/ 5:00 left:	0-19	0-11	0-19
Tied w/ 5:00 left:	0-2	0-1	0-2
Shooting 50% or better:	1-1	0-1	1-1
Shooting 40-50%:	4-11	2-7	4-11
Shooting less than 40%:	1-11	0-6	1-11
Opp. shoots 50% or better:	0-11	0-6	0-11
Opp. shoots 40-50%:	1-9	0-7	1-9
Opp. shoots less than 40%:	5-3	2-1	5-3
Shooting better % than opp.	5-2	2-2	5-2
Shooting worse % than opp.	1-21	0-12	1-21
Scoring less than 50:	0-1	0-0	0-1
Score 50-59 pts:	0-3	0-0	0-3
Score 60-69 pts:	0-7	0-4	0-7
Score 70-79 pts:	3-10	0-8	3-10
Score 80-89 pts:	2-2	1-2	2-2
Score 90+ pts:	1-0	1-0	1-0
Opp. scores less than 50:	0-0	0-0	0-0
Opp. scores 50-59 pts:	2-1	0-0	2-1
Opp. scores 60-69 pts:	2-0	0-0	2-0
Opp. scores 70-79 pts:	1-6	1-5	1-6
Opp. scores 80-89 pts:	1-9	1-5	1-9
Opp. scores 90+ pts:	0-7	0-4	0-7
Commit less TO than opp.	3-8	0-6	3-8
Commit more TO than opp.	3-14	2-7	3-14
Commit same TO as opp.	0-1	0-1	0-1
Outrebound opponent:	4-3	2-1	4-3
Outrebounded:	2-20	0-13	2-20
Rebounding is equal:	0-0	0-0	0-0
Bench outscores opp.:	1-1	0-1	1-1
Bench is outscored:	5-22	2-13	5-22
Bench scoring is equal:	0-0	0-0	0-0
Hit more FT than opp.:	4-8	1-7	4-8
Hit less FT than opp.:	2-14	1-6	2-14
Hit same FT as opp.:	0-1	0-1	0-1
Hit more 3's than opp.:	5-7	2-5	5-7
Hit less 3's than opp.:	1-13	0-8	1-13
Hit same 3's as opp.:	0-3	0-1	0-3
Decided by 5 pts or less:	1-6	1-4	1-6
Decided by 6-10 points:	1-6	0-4	1-6
Decided by 10+ points:	4-11	1-6	4-11
In home whites:	3-9	0-6	3-9
In road blacks:	3-12	2-7	3-12
In road reds:	0-2	0-1	0-2
7 in double-digits:	0-0	0-0	0-0
6 in double-digits:	0-0	0-0	0-0
5 in double-digits:	1-0	0-0	1-0
4 in double-digits:	1-8	1-7	1-8
3 in double-digits:	2-8	0-4	2-8
2 in double-digits:	2-5	1-3	2-5
1 in double-digits:	0-2	0-0	0-2
0 in double-digits:	0-0	0-0	0-0
On Mondays:	1-2	0-1	1-2
On Tuesdays:	1-1	0-0	1-1
On Wednesdays:	1-3	0-0	1-3
On Thursdays:	0-3	0-3	0-3
On Fridays:	0-4	0-3	0-4
On Saturdays:	2-8	1-5	2-8
On Sundays:	1-2	1-2	1-2
In November:	2-6	0-0	2-6
In December:	2-5	0-2	2-5
In January:	2-6	2-6	2-6
In February:	0-6	0-6	0-6
In March:	0-0	0-0	0-0

## CAREER DOUBLE-DIGIT PERFORMANCES/STARTS/DUNKS

Double-Digit Scoring Gms		
Name	Sea	Car
Minnett	24	52
Burk	26	26
Goss	13	23
Weatherford	14	21
Williams	6	6
Jackson Jr.	2	2
DePersia	1	1
Tyson	1	1

20+ Point Scoring Games		
Name	Sea	Car
Burk	16	16
Minnett	6	10
Weatherford	0	2

30+ Point Scoring Games		
Name	Sea	Car
Burk	4	4
Minnett	3	3

Double-Digit Reb. Games		
Name	Sea	Car
Goss	20	28
Burk	1	1
Weatherford	1	1

Double-Doubles		
Name	Sea	Car
Goss	11	14
Burk	1	1

Games Started		
Name	Sea	Car
Burk	29	29
DePersia	10	10
Goss	26	51
Kemp	1	1
Kenyon	6	6
Minnett	28	33
Tyson	10	10
Weatherford	22	55
Williams	13	13

Dunks		
Name	Sea	Car
Burk	4	4
Goss	23	64
Jackson Jr.	3	3
Kemp	0	1
Kenyon	3	5
Tyson	10	10
Weatherford	0	1
White	2	2
Williams	1	1

## TIMES LEADING THE TEAM IN...

Points		
Name	Sea	Car
Burk	20	20
Minnett	8	18
Weatherford	2	3
Goss	0	1

Rebounds		
Name	Sea	Car
Goss	26	42
Weatherford	1	3
Burk	2	2
Tyson	2	2
Minnett	1	1
Williams	1	1

Assists		
Name	Sea	Car
Minnett	14	26
Weatherford	10	23
DePersia	8	8
Goss	1	3
Burk	2	2
Williams	2	2
Tyson	1	1

Steals		
Name	Sea	Car
Weatherford	12	22
Minnett	7	16
Goss	4	12
Burk	9	9
DePersia	7	7
Kemp	1	1
Tyson	1	1

Blocked Shots		
Name	Sea	Car
Goss	17	33
Tyson	9	9
Burk	6	6
Minnett	1	4
White	4	4
Weatherford	3	3
Williams	2	2
Jackson Jr.	1	1
Kenyon	1	1
Stoltz	1	1

## SPECIALTY STATS

PP = Points in the Paint; POT = Points off Turnover; 2nd = 2nd Chance Points; BP = Bench Points

Opponent	Result	PP	POT	2nd	BP	Largest Lead	Largest Deficit	Lead Changes	Ties
#Tiffin	W, 81-77	38/34	12/32	2/10	12/28	11	4	20	12
at Butler	L, 47-80	22/50	7/19	15/11	8/15	0	33	0	0
at Bradley	L, 56-90	20/42	4/18	5/18	10/17	0	38	0	0
Anderson	W, 72-55	36/30	19/23	8/4	19/14	28	0	0	0
at South Florida	W, 70-53	26/20	27/15	7/10	12/15	19	7	22	9
at Loyola	L, 62-85	22/36	17/20	9/4	12/17	3	30	4	4
vs. Loyola (Md.)	L, 77-81	34/26	21/26	8/6	14/22	8	9	4	5
vs. Southern	L, 77-83	32/38	8/16	13/10	19/45	10	7	4	2
Evansville	L, 64-70	30/34	8/8	10/14	19/38	12	8	11	8
at Morehead State	L, 51-56	22/34	9/12	5/10	9/17	6	12	3	0
at Ball State	L, 54-102	20/26	2/20	16/21	7/33	2	48	1	1
IU South Bend	W, 80-60	30/40	20/20	22/9	14/26	24	0	0	0
Purdue Fort Wayne	W, 74-65	28/26	14/5	4/15	7/23	14	0	0	0
at Fresno State	L, 64-95	20/30	12/23	10/29	17/36	2	36	3	1
*Youngstown State	L, 73-83	24/36	20/25	9/15	7/16	4	12	11	9
*Cleveland State	L, 80-82	34/40	19/21	12/10	12/24	2	12	2	3
*at Milwaukee	L, 74-78	46/28	19/20	16/10	6/43	11	7	20	8
*at Green Bay	W, 93-78	28/24	18/7	8/16	7/45	25	0	0	1
*Wright State	L, 70-84	22/32	11/14	16/12	10/22	0	26	0	1
*Northern Kentucky	L, 71-96	32/40	10/19	17/14	13/22	1	27	2	1
*UIC	L, 66-75	24/40	9/9	14/6	3/24	7	19	3	2
*at Detroit Mercy	L, 64-76	36/32	13/15	8/18	3/18	0	21	0	0
*at Oakland	W, 89-85	22/22	9/21	16/11	4/14	7	2	6	9
*at Cleveland State	L, 62-72	22/36	18/11	14/16	11/7	2	15	3	2
*at Youngstown State	L, 76-91	28/44	10/6	6/16	4/21	0	18	0	0
*Green Bay	L, 85-91	28/30	14/6	14/20	8/16	1	25	4	4
*Milwaukee	L, 79-80	20/28	29/12	15/13	8/20	2	13	6	5
*at Northern Kentucky	L, 70-84	26/34	20/16	12/1	12/18	12	14	8	4
*at Wright State	L, 66-106	26/40	15/20	15/21	29/34	0	52	0	0
*at UIC	L, 72-77	30/34	9/11	13/17	2/23	0	14	0	4
*Oakland									
*Detroit Mercy									
*at HL 1st Rd.									
*at HL Quarters									
*at HL Semis									
*at HL Finals									
Totals		790/972	411/458	337/377	306/685		117		83
Averages		27.2/33.5	14.2/15.8	11.6/13.0	10.6/23.6		4.0		2.9

## WIN/LOSS MARGINS

Wins	1							1			3								
Margin	1	2	3	4	5	6	7	8	9	10	11-15	16-20	21-29	30+					
Losses	1	1		2	2	3			1	2	4		2	5					



# 2019-2020 IUPUI STATISTICS

## IUPUI Basketball IUPUI Combined Team Statistics (as of Feb 22, 2020) All games



RECORD:	OVERALL	HOME	AWAY	NEUTRAL
ALL GAMES	6-23	3-8	3-13	0-2
CONFERENCE	2-14	0-7	2-7	0-0
NON-CONFERENCE	4-9	3-1	1-6	0-2

#	Player	gp-gs	min	avg	Total		3-Point		F-Throw		Rebounds				pf	dq	a	to	blk	stl	pts	avg
					fg-fga	fg%	3fg-fga	3fg%	ft-fa	ft%	off	def	tot	avg								
14	BURK, Marcus	29-29	1009	34.8	216-502	.430	85-223	.381	99-128	.773	18	84	102	3.5	79	2	58	64	7	35	616	21.2
00	MINNETT, Jaylen	29-28	1014	35.0	156-438	.356	100-281	.356	64-81	.790	11	80	91	3.1	55	1	99	75	3	35	476	16.4
23	WEATHERFORD, Gra	29-22	997	34.4	97-224	.433	24-68	.353	49-81	.605	40	98	138	4.8	75	1	79	73	6	47	267	9.2
32	GOSS, Elijah	29-26	897	30.9	101-209	.483	1-10	.100	53-99	.535	113	227	340	11.7	76	2	22	49	33	15	256	8.8
13	WILLIAMS, Isaiah	18-13	399	22.2	49-117	.419	4-11	.364	42-78	.538	30	50	80	4.4	57	2	24	36	5	10	144	8.0
02	JACKSON JR., Jamil	18-0	206	11.4	20-74	.270	8-40	.200	16-24	.667	4	19	23	1.3	17	0	9	16	1	3	64	3.6
30	TYSON, Zo	22-10	303	13.8	29-51	.569	0-0	.000	8-12	.667	21	38	59	2.7	50	0	8	18	13	6	66	3.0
10	DePERSIA, Mike	29-10	657	22.7	27-80	.338	4-33	.121	18-36	.500	22	45	67	2.3	54	1	79	40	0	32	76	2.6
01	KEMP, Jakoby	10-1	63	6.3	7-19	.368	1-3	.333	4-6	.667	3	6	9	0.9	9	0	2	7	0	1	19	1.9
11	KENYON, Brandon	17-6	129	7.6	11-29	.379	2-11	.182	8-11	.727	7	10	17	1.0	24	0	2	7	1	2	32	1.9
15	WHITE, Taveion	18-0	147	8.2	9-17	.529	0-0	.000	2-11	.182	19	13	32	1.8	31	1	2	6	5	5	20	1.1
12	TAYLOR, Marlon	8-0	13	1.6	1-3	.333	0-0	.000	0-0	.000	1	3	4	0.5	0	0	3	1	0	1	2	0.3
20	STOLTZ, Sawyer	8-0	16	2.0	0-1	.000	0-0	.000	0-0	.000	0	3	3	0.4	1	0	1	2	1	0	0	0.0
Team											51	29	80					12				
Total.....		29	5850		723-1764	.410	229-680	.337	363-567	.640	340	705	1045	36.0	528	10	388	406	75	192	2038	70.3
Opponents.....		29	5850		832-1817	.458	262-705	.372	387-532	.727	345	801	1146	39.5	522	5	469	378	113	206	2313	79.8

TEAM STATISTICS	IUPUI	OPP
SCORING	2038	2313
Points per game	70.3	79.8
Scoring margin	-9.5	-
FIELD GOALS-ATT	723-1764	832-1817
Field goal pct	.410	.458
3 POINT FG-ATT	229-680	262-705
3-point FG pct	.337	.372
3-pt FG made per game	7.9	9.0
FREE THROWS-ATT	363-567	387-532
Free throw pct	.640	.727
F-Throws made per game	12.5	13.3
REBOUNDS	1045	1146
Rebounds per game	36.0	39.5
Rebounding margin	-3.5	-
ASSISTS	388	469
Assists per game	13.4	16.2
TURNOVERS	406	378
Turnovers per game	14.0	13.0
Turnover margin	-1.0	-
Assist/turnover ratio	1.0	1.2
STEALS	192	206
Steals per game	6.6	7.1
BLOCKS	75	113
Blocks per game	2.6	3.9
ATTENDANCE	13291	54669
Home games-Avg/Game	11-1208	16-3390
Neutral site-Avg/Game	-	2-210

Score by Periods	1st	2nd	OT	Totals
IUPUI	944	1073	21	2038
Opponents	1120	1175	18	2313

Date	Opponent	Score	Att.
11/06/19	at Butler	L 47-80	7706
11/09/19	at Bradley	L 56-90	5518
11/11/19	ANDERSON (IN)	W 72-55	1051
11/13/19	at South Fla.	W 70-53	2474
11/20/19	at Loyola Chicago	L 62-85	2402
11/25/19	vs Loyola Maryland	L 77-81	269
11/26/19	vs Southern U.	L 77-83	152
11/30/19	EVANSVILLE	L 64-70	1659
12/04/19	at Morehead State	L 51-56	1776
12/07/19	at Ball St.	L 54-102	4733
12/10/19	IND.-SOUTH BEND	W 80-60	1085
12/14/19	PURDUE FORT WAYNE	W 74-65	1098
12/20/19	at Fresno State	L 64-95	4798
12/28/19	YOUNGSTOWN ST.	L 73-83	868
12/30/19	CLEVELAND ST.	L 80-82	889
01/03/20	at Milwaukee	L 74-78	977
01/05/20	at Green Bay	W 93-78	1666
01/10/20	WRIGHT ST.	L 70-84	1142
01/12/20	NORTHERN KY.	L 71-96	789
01/18/20	UIC	L 66-75	1309
01/23/20	at Detroit Mercy	L 64-76	1624
01/25/20	at Oakland	Wot 89-85	3644
01/30/20	at Cleveland State	L 62-72	1241
02/01/20	at Youngstown St.	L 76-91	4633
02/06/20	GREEN BAY	L 85-91	2394
02/08/20	MILWAUKEE	Lot 79-80	1007
02/14/20	at Northern Ky.	L 70-84	3013
02/16/20	at Wright State	L 66-106	6003
02/22/20	at UIC	L 72-77	2040

^ = Cayman Islands Classic  
\* = Horizon League game

# 2019-2020 IUPUI HORIZON LEAGUE ONLY STATISTICS

## IUPUI Basketball IUPUI Combined Team Statistics (as of Feb 22, 2020) Conference games only



RECORD:	OVERALL	HOME	AWAY	NEUTRAL
ALL GAMES	2-14	0-7	2-7	0-0
CONFERENCE	2-14	0-7	2-7	0-0
NON-CONFERENCE	0-0	0-0	0-0	0-0

#	Player	gp-gs	min	avg	Total		3-Point		F-Throw		Rebounds				pf	dq	a	to	blk	stl	pts	avg
					fg-fga	fg%	3fg-fga	3fg%	ft-fa	ft%	off	def	tot	avg								
14	BURK, Marcus	16-16	598	37.4	125-291	.430	44-128	.344	80-103	.777	12	51	63	3.9	42	1	38	36	6	16	374	23.4
00	MINNETT, Jaylen	16-15	583	36.4	97-272	.357	62-173	.358	45-55	.818	5	34	39	2.4	38	1	62	49	1	19	301	18.8
23	WEATHERFORD, Gra	16-15	583	36.4	64-158	.405	15-48	.313	31-52	.596	25	60	85	5.3	49	1	45	43	5	27	174	10.9
32	GOSS, Elijah	16-16	570	35.6	58-117	.496	1-9	.111	36-67	.537	72	146	218	13.6	47	2	14	20	20	9	153	9.6
13	WILLIAMS, Isaiah	5-5	100	20.0	11-30	.367	2-6	.333	13-21	.619	5	13	18	3.6	18	0	10	6	0	4	37	7.4
10	DePERSIA, Mike	16-4	355	22.2	17-42	.405	4-17	.235	12-22	.545	14	28	42	2.6	29	1	55	19	0	18	50	3.1
30	TYSON, Zo	9-2	109	12.1	13-23	.565	0-0	.000	2-2	1.000	9	12	21	2.3	14	0	1	6	6	1	28	3.1
01	KEMP, Jakoby	6-1	44	7.3	5-9	.556	1-2	.500	4-6	.667	1	3	4	0.7	7	0	2	5	0	0	15	2.5
02	JACKSON JR., Jamil	8-0	76	9.5	6-24	.250	2-15	.133	5-8	.625	2	9	11	1.4	9	0	5	7	0	1	19	2.4
15	WHITE, Taveion	11-0	133	12.1	9-16	.563	0-0	.000	2-11	.182	17	13	30	2.7	28	1	2	5	4	4	20	1.8
11	KENYON, Brandon	10-6	85	8.5	6-17	.353	1-6	.167	4-6	.667	5	2	7	0.7	14	0	2	6	1	0	17	1.7
12	TAYLOR, Marlon	3-0	6	2.0	1-2	.500	0-0	.000	0-0	.000	1	2	3	1.0	0	0	3	0	0	0	2	0.7
20	STOLTZ, Sawyer	4-0	8	2.0	0-0	.000	0-0	.000	0-0	.000	0	1	1	0.3	1	0	1	0	0	0	0	0.0
Team											27	12	39				4					
Total.....		16	3250		412-1001	.412	132-404	.327	234-353	.663	195	386	581	36.3	296	7	240	206	43	99	1190	74.4
Opponents.....		16	3250		471-1026	.459	154-377	.408	242-327	.740	199	450	649	40.6	312	3	270	204	59	105	1338	83.6

TEAM STATISTICS	IUPUI	OPP	Date	Opponent	Score	Att.
SCORING	1190	1338	* 12/28/19	YOUNGSTOWN ST.	L 73-83	868
Points per game	74.4	83.6	* 12/30/19	CLEVELAND ST.	L 80-82	889
Scoring margin	-9.2	-	* 01/03/20	at Milwaukee	L 74-78	977
FIELD GOALS-ATT	412-1001	471-1026	* 01/05/20	at Green Bay	W 93-78	1666
Field goal pct	.412	.459	* 01/10/20	WRIGHT ST.	L 70-84	1142
3 POINT FG-ATT	132-404	154-377	* 01/12/20	NORTHERN KY.	L 71-96	789
3-point FG pct	.327	.408	* 01/18/20	UIC	L 66-75	1309
3-pt FG made per game	8.3	9.6	* 01/23/20	at Detroit Mercy	L 64-76	1624
FREE THROWS-ATT	234-353	242-327	* 01/25/20	at Oakland	Wot 89-85	3644
Free throw pct	.663	.740	* 01/30/20	at Cleveland State	L 62-72	1241
F-Throws made per game	14.6	15.1	* 02/01/20	at Youngstown St.	L 76-91	4633
REBOUNDS	581	649	* 02/06/20	GREEN BAY	L 85-91	2394
Rebounds per game	36.3	40.6	* 02/08/20	MILWAUKEE	Lot 79-80	1007
Rebounding margin	-4.2	-	* 02/14/20	at Northern Ky.	L 70-84	3013
ASSISTS	240	270	* 02/16/20	at Wright State	L 66-106	6003
Assists per game	15.0	16.9	* 02/22/20	at UIC	L 72-77	2040
TURNOVERS	206	204				
Turnovers per game	12.9	12.8				
Turnover margin	-0.1	-				
Assist/turnover ratio	1.2	1.3				
STEALS	99	105				
Steals per game	6.2	6.6				
BLOCKS	43	59				
Blocks per game	2.7	3.7				
ATTENDANCE	8398	24841				
Home games-Avg/Game	7-1200	9-2760				
Neutral site-Avg/Game	-	0-0				

^ = Cayman Islands Classic

\* = Horizon League game

Score by Periods	1st	2nd	OT	Totals
IUPUI	515	654	21	1190
Opponents	661	659	18	1338



# 2019-2020 STATISTICAL SPLITS

## Wins (6 total)

#	Player	gp-gs	min	avg	Total		3-Point		F-Throw		Rebounds				pf	dq	a	to	blk	stl	pts	avg
					fg-fga	fg%	3fg-fga	3fg%	ft-fa	ft%	off	def	tot	avg								
14	BURK, Marcus	6-6	214	35.7	56-112	.500	28-56	.500	20-24	.833	4	21	25	4.2	12	0	16	14	0	10	160	26.7
00	MINNETT, Jaylen	6-6	214	35.7	39-95	.411	28-64	.438	21-23	.913	2	22	24	4.0	8	0	28	20	1	9	127	21.2
32	GOSS, Elyjah	6-4	166	27.7	21-42	.500	0-0	.000	12-19	.632	23	58	81	13.5	18	1	9	12	10	2	54	9.0
23	WEATHERFORD, Gra	6-4	201	33.5	18-35	.514	4-11	.364	9-13	.692	10	32	42	7.0	12	0	20	16	1	11	49	8.2
13	WILLIAMS, Isaiah	5-5	102	20.4	13-28	.464	1-2	.500	7-13	.538	8	12	20	4.0	16	0	5	7	3	3	34	6.8
11	KENYON, Brandon	2-1	29	14.5	3-7	.429	1-3	.333	2-2	1.000	2	3	5	2.5	7	0	1	1	0	0	9	4.5
02	JACKSON JR., Jamil	6-0	70	11.7	8-31	.258	2-14	.143	3-4	.750	2	7	9	1.5	5	0	4	2	1	2	21	3.5
10	DePERSIA, Mike	6-2	134	22.3	6-19	.316	1-9	.111	1-3	.333	6	11	17	2.8	12	0	15	15	0	9	14	2.3
30	TYSON, Zo	6-2	70	11.7	5-11	.455	0-0	.000	0-0	.000	3	12	15	2.5	11	0	1	5	4	3	10	1.7
01	KEMP, Jakoby	1-0	2	2.0	0-1	.000	0-1	.000	0-0	.000	0	0	0	0.0	0	0	0	0	0	0	0	0.0
20	STOLTZ, Sawyer	1-0	4	4.0	0-0	.000	0-0	.000	0-0	.000	0	2	2	2.0	0	0	0	2	1	0	0	0.0
12	TAYLOR, Marlon	2-0	5	2.5	0-1	.000	0-0	.000	0-0	.000	0	1	1	0.5	0	0	0	1	0	1	0	0.0
15	WHITE, Taveion	3-0	14	4.7	0-1	.000	0-0	.000	0-0	.000	2	2	4	1.3	3	0	0	1	1	1	0	0.0
Team											17	8	25					7				
Total.....		6	1225		169-383	.441	65-160	.406	75-101	.743	79	191	270	45.0	104	1	99	103	22	51	478	79.7
Opponents.....		6	1225		146-395	.370	46-164	.280	58-90	.644	79	144	223	37.2	97	1	77	94	32	48	396	66.0

## Losses (23 total)

#	Player	gp-gs	min	avg	Total		3-Point		F-Throw		Rebounds				pf	dq	a	to	blk	stl	pts	avg
					fg-fga	fg%	3fg-fga	3fg%	ft-fa	ft%	off	def	tot	avg								
14	BURK, Marcus	23-23	795	34.6	160-390	.410	57-167	.341	79-104	.760	14	63	77	3.3	67	2	42	50	7	25	456	19.8
00	MINNETT, Jaylen	23-22	800	34.8	117-343	.341	72-217	.332	43-58	.741	9	58	67	2.9	47	1	71	55	2	26	349	15.2
23	WEATHERFORD, Gra	23-18	796	34.6	79-189	.418	20-57	.351	40-68	.588	30	66	96	4.2	63	1	59	57	5	36	218	9.5
32	GOSS, Elyjah	23-22	731	31.8	80-167	.479	1-10	.100	41-80	.513	90	169	259	11.3	58	1	13	37	23	13	202	8.8
13	WILLIAMS, Isaiah	13-8	297	22.8	36-89	.404	3-9	.333	35-65	.538	22	38	60	4.6	41	2	19	29	2	7	110	8.5
02	JACKSON JR., Jamil	12-0	136	11.3	12-43	.279	6-26	.231	13-20	.650	2	12	14	1.2	12	0	5	14	0	1	43	3.6
30	TYSON, Zo	16-8	233	14.6	24-40	.600	0-0	.000	8-12	.667	18	26	44	2.8	39	0	7	13	9	3	56	3.5
10	DePERSIA, Mike	23-8	523	22.7	21-61	.344	3-24	.125	17-33	.515	16	34	50	2.2	42	1	64	25	0	23	62	2.7
01	KEMP, Jakoby	9-1	61	6.8	7-18	.389	1-2	.500	4-6	.667	3	6	9	1.0	9	0	2	7	0	1	19	2.1
11	KENYON, Brandon	15-5	100	6.7	8-22	.364	1-8	.125	6-9	.667	5	7	12	0.8	17	0	1	6	1	2	23	1.5
15	WHITE, Taveion	15-0	133	8.9	9-16	.563	0-0	.000	2-11	.182	17	11	28	1.9	28	1	2	5	4	4	20	1.3
12	TAYLOR, Marlon	6-0	8	1.3	1-2	.500	0-0	.000	0-0	.000	1	2	3	0.5	0	0	3	0	0	0	2	0.3
20	STOLTZ, Sawyer	7-0	12	1.7	0-1	.000	0-0	.000	0-0	.000	0	1	1	0.1	1	0	1	0	0	0	0	0.0
Team											34	21	55					5				
Total.....		23	4625		554-1381	.401	164-520	.315	288-466	.618	261	514	775	33.7	424	9	289	303	53	141	1560	67.8
Opponents.....		23	4625		686-1422	.482	216-541	.399	329-442	.744	266	657	923	40.1	425	4	392	284	81	158	1917	83.3

## Home (3-8)

#	Player	gp-gs	min	avg	Total		3-Point		F-Throw		Rebounds				pf	dq	a	to	blk	stl	pts	avg
					fg-fga	fg%	3fg-fga	3fg%	ft-fa	ft%	off	def	tot	avg								
14	BURK, Marcus	11-11	390	35.5	79-187	.422	29-83	.349	50-65	.769	4	26	30	2.7	30	1	27	22	4	16	237	21.5
00	MINNETT, Jaylen	11-11	395	35.9	66-182	.363	45-126	.357	30-37	.811	2	27	29	2.6	26	0	42	28	2	13	207	18.8
13	WILLIAMS, Isaiah	7-6	163	23.3	22-48	.458	2-7	.286	21-36	.583	14	19	33	4.7	22	0	12	10	3	3	67	9.6
23	WEATHERFORD, Gra	11-9	378	34.4	34-95	.358	7-27	.259	28-40	.700	24	36	60	5.5	27	1	33	27	3	20	103	9.4
32	GOSS, Elyjah	11-10	355	32.3	39-76	.513	1-5	.200	19-41	.463	48	99	147	13.4	33	1	9	19	13	7	98	8.9
02	JACKSON JR., Jamil	8-0	106	13.3	10-43	.233	2-20	.100	7-10	.700	4	11	15	1.9	6	0	7	7	1	3	29	3.6
10	DePERSIA, Mike	11-4	231	21.0	11-29	.379	2-13	.154	13-23	.565	6	22	28	2.5	16	0	24	14	0	14	37	3.4
30	TYSON, Zo	8-2	90	11.3	9-16	.563	0-0	.000	2-2	1.000	7	13	20	2.5	10	0	1	5	5	1	20	2.5
15	WHITE, Taveion	6-0	57	9.5	4-6	.667	0-0	.000	1-4	.250	10	7	17	2.8	13	1	1	1	3	2	9	1.5
11	KENYON, Brandon	5-2	30	6.0	2-7	.286	0-3	.000	0-0	.000	1	4	5	1.0	7	0	0	2	0	0	4	0.8
12	TAYLOR, Marlon	4-0	8	2.0	1-3	.333	0-0	.000	0-0	.000	1	2	3	0.8	0	0	1	1	0	1	2	0.5
01	KEMP, Jakoby	4-0	12	3.0	0-2	.000	0-1	.000	1-2	.500	0	0	0	0.0	2	0	0	0	0	0	1	0.3
20	STOLTZ, Sawyer	3-0	10	3.3	0-0	.000	0-0	.000	0-0	.000	0	3	3	1.0	1	0	1	2	1	0	0	0.0
Team											20	18	38					4				
Total.....		11	2225		277-694	.399	88-285	.309	172-260	.662	141	287	428	38.9	193	4	158	142	35	80	814	74.0
Opponents.....		11	2225		313-711	.440	90-268	.336	125-174	.718	129	318	447	40.6	227	3	159	162	46	80	841	76.5

## Road/Neutral (3-15)

Road/Neutral (3-15)					Total		3-Point		F-Throw		Rebounds											
#	Player	gp-gs	min	avg	fg-fga	fg%	3fg-fga	3fg%	ft-fa	ft%	off	def	tot	avg	pf	dq	a	to	blk	stl	pts	avg
14	BURK, Marcus	18-18	619	34.4	137-315	.435	56-140	.400	49-63	.778	14	58	72	4.0	49	1	31	42	3	19	379	21.1
00	MINNETT, Jaylen	18-17	619	34.4	90-256	.352	55-155	.355	34-44	.773	9	53	62	3.4	29	1	57	47	1	22	269	14.9
23	WEATHERFORD, Gra	18-13	619	34.4	63-129	.488	17-41	.415	21-41	.512	16	62	78	4.3	48	0	46	46	3	27	164	9.1
32	GOSS, Elyjah	18-16	542	30.1	62-133	.466	0-5	.000	34-58	.586	65	128	193	10.7	43	1	13	30	20	8	158	8.8
13	WILLIAMS, Isaiah	11-7	236	21.5	27-69	.391	2-4	.500	21-42	.500	16	31	47	4.3	35	2	12	26	2	7	77	7.0
02	JACKSON JR., Jamil	10-0	100	10.0	10-31	.323	6-20	.300	9-14	.643	0	8	8	0.8	11	0	2	9	0	0	35	3.5
30	TYSON, Zo	14-8	213	15.2	20-35	.571	0-0	.000	6-10	.600	14	25	39	2.8	40	0	7	13	8	5	46	3.3
01	KEMP, Jakoby	6-1	51	8.5	7-17	.412	1-2	.500	3-4	.750	3	6	9	1.5	7	0	2	7	0	1	18	3.0
11	KENYON, Brandon	12-4	99	8.3	9-22	.409	2-8	.250	8-11	.727	6	6	12	1.0	17	0	2	5	1	2	28	2.3
10	DePERSIA, Mike	18-6	426	23.7	16-51	.314	2-20	.100	5-13	.385	16	23	39	2.2	38	1	55	26	0	18	39	2.2
15	WHITE, Taveion	12-0	90	7.5	5-11	.455	0-0	.000	1-7	.143	9	6	15	1.3	18	0	1	5	2	3	11	0.9
12	TAYLOR, Marlon	4-0	5	1.3	0-0	.000	0-0	.000	0-0	.000	0	1	1	0.3	0	0	2	0	0	0	0	0.0
20	STOLTZ, Sawyer	5-0	6	1.2	0-1	.000	0-0	.000	0-0	.000	0	0	0	0.0	0	0	0	0	0	0	0	0.0
Team											31	11	42				8					
Total.....		18	3625		446-1070	.417	141-395	.357	191-307	.622	199	418	617	34.3	335	6	230	264	40	112	1224	68.0
Opponents.....		18	3625		519-1106	.469	172-437	.394	262-358	.732	216	483	699	38.8	295	2	310	216	67	126	1472	81.8

## 2019-2020 INDIVIDUAL SUPERLATIVES

	<b>IUPUI</b>	<b>Opponent</b>
<b>Points</b>	39- Burk at Oakland (1/25/20)	33- Tyler Sharpe vs. Northern Ky. (1/12/20)
<b>Field Goals Made</b>	13- Burk vs. Green Bay (2/6/20)	12- Tyler Sharpe vs. Northern Ky. (1/12/20)
<b>Field Goals Attempted</b>	30- Minnett vs. Milwaukee (2/8/20)	21- twice
<b>Highest FG Pct. (min. 5 made)</b>	.857 (6-7)- Goss vs. UIC (1/18/20)	.909 (10-11)- twice
<b>3-Pt Field Goals Made</b>	8- twice	6- twice
<b>3-Pt Field Goals Attempted</b>	19- Minnett vs. Milwaukee (2/8/20)	14- twice
<b>3-Pt FG Pct. (min. 3 made)</b>	1.000 (5-5)- Weatherford at Fresno State (12/20/19)	1.000 (5-5)- twice
<b>Free Throws Made</b>	9- twice	9- twice
<b>Free Throws Attempted</b>	13- Burk vs. Milwaukee (2/8/20)	11- three times
<b>Free Throw Pct. (min. 5 made)</b>	1.000 (9-9)- Minnett at Green Bay (1/5/20)	1.000 (8-8)- four times
<b>Offensive Rebounds</b>	11- Goss vs. Youngstown St. (12/28/19)	8- Brad Brechting at Oakland (1/25/20)
<b>Defensive Rebounds</b>	15- Goss at Morehead St. (12/4/19)	12- DeAndre Abram vs. Milwaukee (2/8/20)
<b>Total Rebounds</b>	21- Goss vs. IU South Bend (12/10/19)	15- three times
<b>Assists</b>	8- DePersia at Green Bay (1/5/20)	10- Darrell Brown at Bradley (11/9/19)
<b>Turnovers</b>	7- Minnett at Oakland (1/25/20)	5- five times
<b>Blocked Shots</b>	6- Goss at Milwaukee (1/3/20)	6- twice
<b>Steals</b>	5- three times	7- Laquincy Rideau at South Florida (11/13/19)
<b>Minutes Played (regulation game)</b>	40- four times	40- Aaron Thompson at Butler (11/6/19)
<b>Minutes Played (OT game)</b>	44- twice	43- Josh Thomas vs. Milwaukee (2/8/20)

## 2019-2020 TEAM SUPERLATIVES

<b>IUPUI High</b>	<b>IUPUI Low</b>	<b>Statistical Category</b>	<b>Opponent High</b>	<b>Opponent Low</b>
93 - at Green Bay (1/5)	47 - at Butler (11/6)	<b>Points</b>	106 - at Wright St. (2/16)	53 - at South Florida (11/13)
53 - at Green Bay (1/5)	12 - at Morehead St. (12/4)	<b>1st Half Points</b>	60 - at Wright St. (2/16)	22 - IU South Bend (12/10)
58 - vs. Green Bay (2/6)	21 - at Butler (11/6)	<b>2nd Half Points</b>	62 - at Ball St. (12/7/19)	17 - at South Florida (11/13)
31 - twice	19 - three times	<b>Field Goals</b>	37 - vs. Northern Ky. (1/20)	20 - at South Florida (11/13)
74 - twice	49 - at South Florida (11/13)	<b>Field Goal Attempts</b>	72 - at Oakland (1/25)	44 - at Loyola (11/20)
.519 - Cleveland St. (12/30)	.302 - at Ball St. (12/7/19)	<b>FG Percentage</b>	.614 - at Loyola (11/20)	.324 - Anderson (11/11)
15 - at Oakland (1/25)	2 - at Milwaukee (1/3/20)	<b>3-Point Field Goals</b>	15 - three times	4 - twice
38 - vs. Milwaukee (2/8)	13 - at Milwaukee (1/3/20)	<b>3-Point Field Goal Att.</b>	39 - at Fresno St. (12/20)	10 - Cleveland St. (1/30)
.526 - at South Florida (11/13)	.143 - at Butler (11/6)	<b>3-Point FG Percentage</b>	.563 - at Loyola (11/20)	.167 - Anderson (11/11)
27 - vs. Wright St. (1/10)	2 - twice	<b>Free Throws</b>	24 - at Oakland (1/25)	2 - IU South Bend (12/10)
40 - vs. Wright St. (1/10)	7 - at Detroit Mercy (1/23)	<b>Free Throw Attempts</b>	32 - twice	3 - IU South Bend (12/10)
.893 - Cleveland St. (12/30)	.250 - at Butler (11/6)	<b>Free Throw Percentage</b>	.941 - at Fresno St. (12/20)	.429 - vs. Purdue FW (12/14)
22 - IU South Bend (12/10)	6 - vs. Purdue FW (12/14)	<b>Offensive Rebounds</b>	19 - twice	2 - at Loyola (11/20)
42 - Anderson (11/11)	16 - twice	<b>Defensive Rebounds</b>	35 - at Morehead St. (12/4)	17 - at South Florida (11/13)
58 - Anderson (11/11)	23 - at Youngstown St. (2/1)	<b>Total Rebounds</b>	49 - vs. Milwaukee (2/8)	25 - at Loyola (11/20)
24 - vs. Wright St. (1/10)	10 - IU South Bend (12/10)	<b>Fouls</b>	26 - vs. Milwaukee (2/8)	11 - at Detroit Mercy (1/23)
22 - at Green Bay (1/5)	2 - at Ball St. (12/7/19)	<b>Assists</b>	22 - vs. Northern Ky. (1/20)	8 - twice
23 - Anderson (11/11)	7 - twice	<b>Turnovers</b>	25 - IU South Bend (12/10)	7 - twice
8 - IU South Bend (12/10)	0 - four times	<b>Blocked Shots</b>	10 - at Oakland (1/25)	1 - six times
13 - IU South Bend (12/10)	1 - vs. Green Bay (2/6)	<b>Steals</b>	14 - IU South Bend (12/10)	2 - three times

## 2019-2020 GAME-BY-GAME LEADERS / STARTING FIVES

<b>Opponent</b>	<b>Starting 5 (alphabetically)</b>	<b>Points</b>	<b>Rebounds</b>	<b>Assists</b>	<b>Blocks</b>	<b>Steals</b>
#Tiffin	Burk-Goss-Minnett-Weatherford-Williams	Burk (31)	Goss (11)	Burk/Minnett (4)	Goss (4)	Burk (6)
at Butler	Burk-Goss-Minnett-Weatherford-Williams	Burk (17)	4 tied w/ (5)	DePersia/Tyson (2)	3 tied w/ (1)	Tyson (3)
at Bradley	Burk-Goss-Minnett-Weatherford-Williams	Minnett (17)	Goss (8)	Weatherford (4)	Goss (2)	Burk (2)
Anderson	Burk-DePersia-Minnett-Tyson-Williams	Burk (25)	Goss (10)	Weatherford (4)	3 tied w/ (1)	Burk (4)
at South Fla.	Burk-DePersia-Minnett-Tyson-Williams	Burk (26)	Burk (9)	Minnett (7)	Goss (1)	Minnett (4)
at Loyola (Ill.)	Burk-DePersia-Minnett-Tyson-Williams	Burk (23)	Goss (5)	DePersia (4)	none	DePersia (3)
vs. Loyola (Md.)	Burk-DePersia-Goss-Minnett-Tyson	Burk (32)	Goss (13)	Williams (5)	none	Minnett (3)
vs. Southern	Burk-DePersia-Goss-Minnett-Tyson	Burk (27)	Tyson/Williams (6)	Weatherford (4)	Tyson (3)	Weatherford (3)
Evansville	Burk-DePersia-Goss-Minnett-Tyson	Burk/Minnett (18)	Goss (9)	Minnett (4)	Burk (1)	Goss/Weatherford (1)
at Morehead St.	Burk-Goss-Minnett-Tyson-Weatherford	Weatherford (17)	Goss (17)	DePersia/Minnett (3)	Goss/Williams (2)	Minnett (3)
at Ball St.	Burk-Goss-Minnett-Tyson-Weatherford	Minnett (17)	Goss (9)	DePersia/Weatherford (1)	none	4 tied w/ (1)
IU South Bend	Burk-Goss-Minnett-Weatherford-Williams	Burk (21)	Goss (21)	3 tied w/ (3)	Goss (4)	DePersia (3)
Purdue Fort Wayne	Burk-Goss-Minnett-Weatherford-Williams	Burk (22)	Goss (11)	Weatherford (6)	4 tied w/ (1)	Weatherford (5)
at Fresno St.	Burk-Goss-Minnett-Weatherford-Williams	Weatherford (16)	Goss (7)	DePersia (3)	Tyson/Weatherford (1)	Weatherford (2)
*Youngstown St.	Burk-Goss-Minnett-Weatherford-Williams	Burk/Minnett (16)	Goss (18)	Minnett (6)	3 tied w/ (1)	4 tied w/ (2)
*Cleveland St.	Burk-DePersia-Goss-Minnett-Weatherford	Minnett (23)	Goss (11)	Minnett (6)	3 tied w/ (1)	Weatherford (3)
*at Milwaukee	Burk-Goss-Minnett-Weatherford-Williams	Goss (19)	Goss (16)	DePersia (5)	Goss (6)	3 tied w/ (2)
*at Green Bay	Burk-Goss-Minnett-Weatherford-Williams	Minnett (31)	Goss (17)	DePersia (8)	Goss (1)	Burk (2)
*Wright St.	Burk-Goss-Minnett-Weatherford-Williams	Minnett (24)	Goss (14)	3 tied w/ (2)	Goss/Tyson (1)	Minnett (3)
*Northern Kentucky	Burk-Goss-Minnett-Weatherford-Williams	Burk (25)	Goss (11)	Minnett (4)	none	Burk (2)
*UIC	Burk-DePersia-Goss-Minnett-Weatherford	Burk (18)	Goss (15)	3 tied w/ (3)	Goss (3)	DePersia (2)
*at Detroit Mercy	Burk-DePersia-Goss-Minnett-Weatherford	Burk (25)	Goss (12)	Minnett (5)	Burk/Goss (1)	DePersia (3)
*at Oakland	Burk-Goss-Kenyon-Minnett-Weatherford	Burk (39)	Goss (18)	Minnett (5)	Goss/Tyson (2)	DePersia/Minnett (1)
*at Cleveland St.	Burk-Goss-Kenyon-Minnett-Weatherford	Burk (18)	Goss (12)	Weatherford (6)	4 tied w/ (1)	Weatherford (5)
*at Youngstown St.	Burk-Goss-Kenyon-Minnett-Weatherford	Burk (22)	Goss (11)	DePersia/Minnett (3)	Goss (2)	Weatherford (3)
*Green Bay	Burk-Goss-Kenyon-Minnett-Weatherford	Burk (33)	Goss (14)	Weatherford (6)	White (2)	Burk (1)
*Milwaukee	Burk-Goss-Kenyon-Minnett-Weatherford	Minnett (26)	Goss (13)	Minnett (4)	Burk/Goss (1)	Weatherford (5)
*at Northern Ky.	Burk-Goss-Kenyon-Minnett-Weatherford	Burk (30)	Goss (11)	Minnett (6)	Burk (1)	3 tied w/ (2)
*at Wright St.	Burk-DePersia-Goss-Kemp-Tyson	Burk (19)	Goss (7)	Weatherford (3)	Tyson (1)	4 tied w/ (2)
*at UIC	Burk-Goss-Minnett-Tyson-Weatherford	Burk (28)	Goss (18)	Burk (6)	Goss/White (1)	Weatherford (3)
*Oakland						
*Detroit Mercy						
HL 1st Rd.						
HL 2nd Rd.						
HL Semis						

## 2019-2020 COMPARISON STATISTICS

Opponent	1st	2nd	Score	Mar	Total FG	FG Pct	3-Pointers	3FG Pct	Free Throws	FT Pct	Rebounds	Assist	T/Ovr	Block	Steal	Fouls
Butler	26/36	21/44	47-80	(33)	21-57/35-59	.368/.593	3-21/6-14	.143/.429	2-8/4-9	.250/.444	30/36 (6)	7/21	14/9	3/4	5/6	14/13
Bradley	23/47	33/43	56-90	(34)	19-54/32-67	.352/.478	7-24/9-27	.292/.333	11-17/17-22	.647/.773	30/46 (16)	10/19	15/7	2/2	4/4	18/15
ANDERSON (IN)	49/29	23/26	72-55	+17	29-68/22-68	.426/.324	8-26/4-24	.308/.167	6-14/7-12	.429/.583	58/33 +25	13/8	23/13	3/6	10/10	20/14
South Fla.	38/36	32/17	70-53	+17	25-49/20-54	.510/.370	10-19/5-23	.526/.217	10-13/8-18	.769/.444	30/35 (5)	15/8	22/23	1/3	10/12	18/14
Loyola Chicago	31/39	31/46	62-85	(23)	23-56/27-44	.411/.614	10-22/9-16	.455/.563	6-9/22-24	.667/.917	28/25 +3	13/16	15/14	0/4	6/7	20/15
Loyola Maryland	36/39	41/42	77-81	(4)	29-60/28-54	.483/.519	9-22/13-29	.409/.448	10-19/12-19	.526/.632	35/30 +5	16/20	19/17	0/2	11/11	23/16
Southern U.	42/38	35/45	77-83	(6)	27-56/34-60	.448/.567	7-20/7-17	.350/.412	16-24/8-12	.667/.667	30/36 (6)	13/17	10/12	4/1	4/2	17/21
EVANSVILLE	37/27	27/43	64-70	(6)	23-58/25-63	.397/.397	5-18/5-23	.278/.217	13-24/15-19	.542/.789	38/44 (6)	13/11	7/8	1/4	2/3	19/20
Morehead State	12/24	39/32	51-56	(5)	21-60/22-61	.350/.361	6-17/4-22	.353/.182	3-10/8-14	.300/.571	40/46 (6)	9/14	14/12	4/8	7/6	17/12
Ball St.	24/40	30/62	54-102	(48)	19-63/32-58	.302/.552	5-14/15-34	.357/.441	11-19/23-29	.579/.793	35/38 (3)	2/20	16/9	0/8	4/9	23/15
IND.-SOUTH BEND	44/22	36/38	80-60	+20	28-74/26-65	.378/.400	10-27/6-25	.370/.240	14-19/2-3	.737/.667	49/39 +10	13/10	17/25	8/7	13/14	10/18
PURDUE FORT WAYNE	42/30	32/35	74-65	+9	26-58/26-67	.448/.388	8-26/10-35	.308/.286	14-16/3-7	.875/.429	34/43 (9)	16/14	11/15	4/4	10/6	14/17
Fresno State	25/52	39/43	64-95	(31)	21-50/32-71	.420/.451	9-20/15-39	.450/.385	13-22/16-17	.591/.941	27/46 (19)	8/21	17/10	2/1	7/11	19/20
YOUNGSTOWN ST.	38/41	35/42	73-83	(10)	26-58/31-59	.448/.525	9-25/9-22	.360/.409	12-28/12-14	.429/.857	34/35 (1)	18/15	15/19	3/3	9/9	16/25
CLEVELAND ST.	34/37	46/45	80-82	(2)	28-54/31-58	.519/.534	9-23/7-13	.391/.538	15-18/13-16	.833/.813	27/28 (1)	21/15	16/15	3/1	9/8	17/20
Milwaukee	37/34	37/44	74-78	(4)	29-62/29-68	.468/.426	2-13/12-29	.154/.414	14-19/8-14	.737/.571	40/39 +1	12/17	15/13	6/2	7/8	17/21
Green Bay	53/38	40/40	93-78	+15	31-64/27-69	.484/.391	14-28/10-27	.500/.370	17-20/14-19	.850/.737	45/35 +10	22/21	12/11	1/2	6/2	19/16
WRIGHT ST.	31/53	39/41	70-84	(14)	19-57/29-69	.333/.420	5-23/9-23	.217/.391	27-40/17-32	.675/.531	38/48 (10)	9/18	12/9	2/8	5/6	24/25
NORTHERN KY.	34/42	37/54	71-96	(25)	24-63/37-66	.381/.561	4-21/13-35	.190/.371	19-26/9-13	.731/.692	37/39 (2)	14/22	10/10	0/1	5/8	16/21
UIC	23/35	43/40	66-75	(9)	20-60/29-65	.333/.446	6-26/9-23	.231/.391	20-28/8-12	.714/.667	37/41 (4)	11/20	9/12	6/7	4/4	16/24
Detroit Mercy	22/41	42/35	64-76	(12)	27-66/28-66	.409/.424	8-29/9-29	.276/.310	2-7/11-12	.286/.917	37/44 (7)	16/19	13/11	2/9	5/7	13/11
Oakland	33/33	41/41	89-85	+4	30-70/25-72	.429/.347	15-34/11-30	.441/.367	14-19/24-31	.737/.774	54/38 +16	20/16	18/7	5/10	2/4	23/18
Cleveland State	24/32	38/40	62-72	(10)	20-55/23-61	.364/.377	7-24/5-10	.292/.500	15-24/21-25	.625/.840	32/46 (14)	15/13	18/17	4/4	7/13	20/19
Youngstown St.	34/48	42/43	76-91	(15)	28-57/36-66	.491/.545	7-20/12-27	.350/.444	11-21/7-10	.619/.700	23/38 (15)	11/19	7/8	2/1	5/2	12/16
GREEN BAY	27/47	58/44	85-91	(6)	31-74/30-69	.419/.435	12-32/9-20	.375/.450	13-14/22-24	.786/.917	35/48 (13)	18/15	9/12	3/3	1/7	20/17
MILWAUKEE	33/43	40/30	79-80	(1)	23-70/27-62	.329/.435	12-38/9-25	.316/.360	21-33/17-22	.636/.773	41/49 (8)	12/11	13/24	2/2	12/5	21/26
Northern Ky.	39/42	31/42	70-84	(14)	25-59/27-51	.424/.529	6-19/9-19	.316/.474	14-18/21-32	.778/.656	31/33 (2)	13/15	15/12	1/2	7/10	23/17
Wright State	23/60	43/46	66-106	(40)	25-71/36-62	.352/.581	9-24/15-29	.375/.517	7-11/19-25	.636/.760	33/45 (12)	11/20	15/14	1/1	9/8	21/13
UIC	30/35	42/42	72-77	(5)	26-61/26-63	.426/.413	7-25/6-16	.280/.375	13-27/19-26	.481/.731	37/43 (6)	17/14	9/10	2/3	6/4	18/23

## 2019-2020 POINTS-REBOUNDS-ASSISTS

				00	01	02	10	11	12	13
Opponent	Date	Score		MINNETT,JA	KEMP,JAKOB	JACKSON JR	DEPERSIA,M	KENYON,BRA	TAYLOR,MAR	WILLIAMS,I
at Butler	11/06/19	47-80	L	7-5-0	DNP	DNP	0-2-2	DNP	DNP	3-4-1
at Bradley	11/09/19	56-90	L	17-3-2	DNP	6-2-0	2-2-1	0-1-0	DNP	9-5-1
ANDERSON (IN)	11/11/19	72-55	w	17-5-3	DNP	0-4-2	4-6-0	2-4-0	0-1-0	7-7-1
at South Fla.	11/13/19	70-53	w	17-3-7	DNP	3-0-0	4-4-3	DNP	DNP	9-2-0
at Loyola Chicago	11/20/19	62-85	L	6-4-3	DNP	7-0-0	4-2-4	3-2-0	0-0-0	9-4-1
vs Loyola Maryland	11/25/19	77-81	L	12-6-3	DNP	0-0-0	1-0-3	3-1-0	DNP	7-5-5
vs Southern U.	11/26/19	77-83	L	6-5-3	DNP	0-0-0	7-2-1	DNP	0-0-0	13-6-0
EVANSVILLE	11/30/19	64-70	L	18-4-4	DNP	DNP	1-1-1	DNP	DNP	15-8-3
at Morehead State	12/04/19	51-56	L	13-5-3	2-3-0	DNP	0-1-3	0-0-0	DNP	7-5-0
at Ball St.	12/07/19	54-102	L	17-3-0	2-2-0	3-2-0	0-2-1	0-0-0	DNP	2-4-0
IND.-SOUTH BEND	12/10/19	80-60	w	15-2-3	0-0-0	11-2-0	1-2-2	DNP	0-0-0	10-3-1
PURDUE FORT WAYNE	12/14/19	74-65	w	17-5-4	DNP	5-1-1	2-0-0	DNP	DNP	6-4-1
at Fresno State	12/20/19	64-95	L	13-2-2	0-0-0	10-1-1	0-1-3	7-2-0	0-0-0	10-5-0
YOUNGSTOWN ST.	12/28/19	73-83	L	16-0-6	DNP	3-1-1	2-0-3	DNP	DNP	14-5-3
CLEVELAND ST.	12/30/19	80-82	L	23-0-6	DNP	2-0-2	11-4-4	0-0-0	DNP	DNP
at Milwaukee	01/03/20	74-78	L	18-4-3	DNP	DNP	4-5-5	DNP	DNP	6-3-2
at Green Bay	01/05/20	93-78	w	31-3-6	DNP	0-0-0	3-5-8	DNP	DNP	2-4-2
WRIGHT ST.	01/10/20	70-84	L	24-4-2	0-0-0	0-1-1	6-4-1	DNP	2-1-0	4-2-2
NORTHERN KY.	01/12/20	71-96	L	7-3-4	DNP	5-2-0	4-1-3	DNP	0-1-1	11-4-1
UIC	01/18/20	66-75	L	12-1-3	0-0-0	3-4-0	0-5-3	0-0-0	DNP	DNP
at Detroit Mercy	01/23/20	64-76	L	15-2-5	2-1-1	DNP	0-4-3	1-0-0	DNP	DNP
at Oakland	01/25/20	89-85	w	30-6-5	DNP	2-2-1	0-0-2	7-1-1	DNP	DNP
at Cleveland State	01/30/20	62-72	L	12-2-2	DNP	4-1-0	0-1-3	0-1-0	DNP	DNP
at Youngstown St.	02/01/20	76-91	L	13-0-3	DNP	DNP	2-2-3	5-2-1	DNP	DNP
GREEN BAY	02/06/20	85-91	L	32-1-3	DNP	DNP	3-2-4	0-1-0	DNP	DNP
MILWAUKEE	02/08/20	79-80	L	26-4-4	1-0-0	DNP	3-3-3	2-0-0	DNP	DNP
at Northern Ky.	02/14/20	70-84	L	9-1-6	4-2-0	DNP	8-2-4	0-2-0	DNP	DNP
at Wright State	02/16/20	66-106	L	18-1-2	8-1-1	DNP	2-3-2	2-0-0	0-1-2	DNP
at UIC	02/22/20	72-77	L	15-7-2	DNP	DNP	2-1-4	DNP	DNP	DNP

				14	15	20	23	30	32
Opponent	Date	Score		BURK,MARCU	WHITE,TAVE	STOLTZ,SAW	WEATHERFOR	TYSON,ZO	GOSS,ELYJA
at Butler	11/06/19	47-80	L	17-5-1	DNP	DNP	6-5-1	8-5-2	6-3-0
at Bradley	11/09/19	56-90	L	15-3-1	0-0-0	0-0-0	1-1-4	2-3-0	4-8-1
ANDERSON (IN)	11/11/19	72-55	w	25-2-2	0-2-0	0-2-0	6-9-4	0-3-0	11-10-1
at South Fla.	11/13/19	70-53	w	26-9-2	0-0-0	DNP	6-3-1	2-2-0	3-4-2
at Loyola Chicago	11/20/19	62-85	L	23-3-0	0-0-0	0-0-0	0-0-3	8-4-1	2-5-1
vs Loyola Maryland	11/25/19	77-81	L	32-3-1	DNP	DNP	4-5-4	4-1-0	14-13-0
vs Southern U.	11/26/19	77-83	L	27-2-2	0-0-0	DNP	6-1-4	8-6-2	10-5-1
EVANSVILLE	11/30/19	64-70	L	18-0-3	0-0-0	DNP	4-6-1	0-4-1	8-9-0
at Morehead State	12/04/19	51-56	L	8-4-1	DNP	DNP	17-2-1	0-2-0	4-17-1
at Ball St.	12/07/19	54-102	L	6-1-0	0-0-0	0-0-0	10-7-1	4-2-0	10-9-0
IND.-SOUTH BEND	12/10/19	80-60	w	21-1-3	DNP	DNP	3-7-3	2-3-0	17-21-1
PURDUE FORT WAYNE	12/14/19	74-65	w	22-4-4	DNP	DNP	14-4-6	0-1-0	8-11-0
at Fresno State	12/20/19	64-95	L	2-2-0	DNP	DNP	16-3-1	0-2-1	6-7-0
YOUNGSTOWN ST.	12/28/19	73-83	L	16-2-3	DNP	DNP	7-3-1	2-1-0	13-18-1
CLEVELAND ST.	12/30/19	80-82	L	19-4-4	DNP	DNP	7-4-4	10-3-0	8-11-1
at Milwaukee	01/03/20	74-78	L	15-3-1	DNP	DNP	10-7-1	2-1-0	19-16-0
at Green Bay	01/05/20	93-78	w	27-6-2	DNP	DNP	13-6-2	4-1-1	13-17-1
WRIGHT ST.	01/10/20	70-84	L	17-2-0	0-0-0	DNP	12-5-1	2-3-0	3-14-2
NORTHERN KY.	01/12/20	71-96	L	25-3-3	0-0-0	DNP	12-8-2	4-2-0	3-11-0
UIC	01/18/20	66-75	L	18-3-1	DNP	DNP	17-8-3	DNP	16-15-1
at Detroit Mercy	01/23/20	64-76	L	25-10-3	0-2-0	DNP	6-4-4	DNP	15-12-0
at Oakland	01/25/20	89-85	w	39-3-3	0-2-0	DNP	7-13-4	2-5-0	2-18-4
at Cleveland State	01/30/20	62-72	L	18-6-2	7-2-1	DNP	11-5-6	DNP	10-12-1
at Youngstown St.	02/01/20	76-91	L	22-3-2	2-0-0	DNP	19-3-2	DNP	13-11-0
GREEN BAY	02/06/20	85-91	L	33-5-3	5-6-0	0-0-1	8-5-6	DNP	4-14-1
MILWAUKEE	02/08/20	79-80	L	23-4-1	4-9-1	0-1-0	13-1-2	DNP	7-13-1
at Northern Ky.	02/14/20	70-84	L	30-4-3	0-3-0	0-0-0	10-3-0	DNP	9-11-0
at Wright State	02/16/20	66-106	L	19-3-1	2-4-0	0-0-0	7-6-3	0-4-0	8-7-0
at UIC	02/22/20	72-77	L	28-2-6	0-2-0	DNP	15-4-4	2-1-0	10-18-1



## ALL-TIME RESULTS

Date	Res.	Loc.	Score
Dec. 5, 1975	L	A	76-80
Jan. 1, 1977	L	H	97-101
Dec. 21, 1977	W	H	66-65
Nov. 27, 1978	L	A	83- <b>113</b>
Dec. 18, 1979	L	A	78-88
Jan. 24, 1998	L	A	61-76
Feb. 14, 1998	W	H	2-0
Jan. 21, 1999	W	A	73-63
Feb. 11, 1999	L	H	77-80
Jan. 27, 2000	L	H	63-65
Feb. 17, 2000	L	A	79-83
Jan. 13, 2001	L	A	89-94
Jan. 25, 2001	W	H	68-67
Jan. 19, 2002	L	A	69-83
Feb. 16, 2002	L	H	92-94
Mar. 3, 2002	W	N	90-84
Jan. 11, 2003	W	H	96-82
Feb. 8, 2003	L	A	78-79
Jan. 10, 2004	W	A	83-79
Feb. 19, 2004	L	H	73-76
Jan. 8, 2005	W	H	81-65
Feb. 26, 2005	L	A	89-94
Jan. 4, 2006	W	A	82-81
Feb. 4, 2006	W	H	87-72
Mar. 4, 2006	W	N	69-63
Jan. 4, 2007	L	A	57-62
Feb. 3, 2007	L	H	60-70
Jan. 24, 2008	W	H	82-69
Feb. 21, 2008	L	A	69-84
Mar. 10, 2008	W	N	80-65
Jan. 22, 2009	L	A	57-75
Feb. 21, 2009	L	H	76-81
Jan. 2, 2010	L	A	82-85
Jan. 28, 2010	W	H	78-54
Mar. 9, 2010	L	N	64-76
Jan. 6, 2011	L	A	71-85
Feb. 5, 2011	W	H	<b>100</b> -88
Jan. 7, 2012	L	A	81-93
Feb. 1, 2012	W	H	79-75
Dec. 29, 2012	L	H	62-84
Jan. 24, 2013	L	A	71-89
Feb. 4, 2018	L	A	74-82
Feb. 19, 2018	W	H	74-67
Mar. 4, 2018	L	N	55-62
Jan. 24, 2019	W	H	73-71
Mar. 2, 2019	L	A	63-72
Jan. 25, 2020	W	A	89-85

shaded games denote IUPUI's Division I era  
score totals in **bold** denote highest in series history

## THE LAST MEETING - IUPUI 89, OAKLAND 85 (OT) (JAN. 25, 2020 - ROCHESTER, MICH.)

**BURK AND MINNETT COMBINE FOR 69 AS JAGS COLLECT RARE WIN IN ROCHESTER**  
**ROCHESTER, Mich. (Jan. 25, 2020)** - Junior Marcus Burk fired in a career-high 39 points and classmate Jaylen Minnett chimed in with 30 as the IUPUI basketball team outlasted Oakland, 89-85 in overtime inside OU's Athletics Center O'rena on Saturday (Jan. 25). The duo combined to hit 14 threes as IUPUI won in Rochester for the first time since 2006, snapping a nine-game losing streak to the Golden Grizzlies inside the O'rena.

Burk outpaced his previous career-high by six points while Minnett finished one point shy of matching his career-high and became just the fifth player in program history to surpass 200 career threes in an IUPUI uniform.

"We knew we were both hot, so we were definitely looking for the hot hand," Burk said. "It was a great game. We got the win and that's really all that matters."

Grant Weatherford contributed seven points, a career-high 13 rebounds and four assists while Elijah Goss contributed two points and 18 boards before fouling out early in overtime. Sophomore Brandon Kenyon took advantage of his first career start with seven points, including a key layup in the game's final minutes.

In overtime, IUPUI (6-16, 2-7 HL) went ahead 84-80 with 2:15 left on a Burk trey before OU's Xavier Hill-Mais scored in close at the other end. The Jags decided to drain the shot clock, but misfired on a contested triple, giving Oakland possession with 56.4 seconds left. The Jags came up with a key defensive stand when Kenyon walled up against OU's Brad Brechtung on the right block, forcing the Oakland big man to dribble off his foot out of bounds.

Oakland (7-15, 2-7 HL) continued to focus their defense on Burk and Minnett, so on the ensuing possession, Weatherford blew past Hill-Mais and dropped a pass off to Kenyon for an easy layup and a four-point lead with 22.5 seconds. The Jags forced a miss three and Minnett extended the lead to six at the free throw line with 13.1 seconds left to help secure the win.

"I was definitely just waiting on my opportunity," Minnett said after scoring 24 of his 30 after halftime. "I just wasn't feeling it in the first half and I just didn't get myself going, but Burk had it going, so he was the key focus of our offense. I just tried to do my part in the second half."

Minnett more than did his part as his Jags were in position to get the win in regulation after a nearly impossible three with 5:38 left put the Jags ahead 70-64. Oakland fired back with the game's next six points to tie the score with 2:30 left, but Minnett countered with a tough baseline jumper, followed by his shushing the raucous OU crowd as he retreated on defense. The Jags got a defensive stand when Goss rebounded a Kevin Kangu miss and after milking the shot clock, Minnett was fouled while attempting a long three. Minnett drained the first two of the three free throws with 1:18 to play, giving the Jaguars seemingly a two-possession lead. However, Oakland got it all back in one trip when Rashad Williams was fouled as he banked in a wing three with 1:04 left.

Minnett missed a contested three with 40 seconds left, but the Jags countered with a key stop of its own when Hill-Mais missed a short jumper and Goss went high in traffic to secure the rebound. However, Minnett misfired again on a 30-footer as time expired, sending the game to overtime.

IUPUI finished with a season-high 15 threes, hitting at a 44 percent clip against the Oakland defense. Burk was 8-of-15 and Minnett hit 6-of-14, while Kenyon had the only other make of the game. Oakland finished at 34.7 percent from the floor and 11-of-30 (36.7 percent) from three, but did major damage at the free throw line, outscoring IUPUI 24-14 at the stripe. IUPUI won the glass, 54-38, and delivered 20 assists on 30 buckets.

Hill-Mais led five Oakland players in double-digits with 20 points and eight boards and Williams, playing in just his fourth game of the season, had 18 points and five made threes. Blake Lampman contributed 12 points and Tray Maddox Jr. scored 11. Brechtung had a double-double with 10 points and 13 rebounds, but was held to just 3-of-11 shooting in close.

Burk almost single-handedly clicked off an 11-4 run early in the contest to stake IUPUI to a 16-10 lead. The fired in three free throws after being fouled behind the arc, then connected on back-to-back treys. Moments later, he connected with Goss on a dive to the bucket for an easy layup and a six-point lead. IUPUI led by as many as seven on multiple occasions, including with 1:47 left when Burk split a pair of free throws. However, Oakland closed the half with seven straight points, five coming at the free throw line, to knot the score at 33 all.

Oakland was limited to just 8-of-33 shooting (24.2 percent) from the field, but cashed in on 13-of-15 free throw attempts as four different Jaguars were whistled for at least two fouls before the break. Burk finished the half with 18 points, connecting on four first half triples.

"I did a good job of moving around the floor and everybody did a good job sharing the ball," Burk said. "In the huddle before the game, we were talking about when we get the rebound, lets push and get in transition because we knew their bigs would be under the basket and wouldn't be able to get back (on defense) in time."

The win was just IUPUI's fourth ever in Rochester in 22 contests.

### IUPUI 89 • 6-16, 2-7 Horizon

#	Player	Total		3-Ptr		Rebounds		PF	TP	A	TO	Blk	Stl	Min
		FG	FGA	FG	FGA	FT	FTA							
11	KENYON, Brandon	f	2-4	1-2	2-2	1	0	1	4	7	1	0	0	20
32	GOSS, Elijah	f	1-3	0-0	0-0	4	14	18	5	2	4	1	2	35
00	MINNETT, Jaylen	g	10-24	6-14	4-5	1	5	6	2	30	5	7	0	40
14	BURK, Marcus	g	12-24	8-15	7-10	2	1	3	3	39	3	0	0	44
23	WEATHERFORD, Grant	g	3-10	0-2	1-2	4	9	13	3	7	4	4	1	41
02	JACKSON JR., Jamil		1-2	0-1	0-0	0	2	2	2	2	1	0	0	10
10	DePERIA, Mike		0-0	0-0	0-0	0	0	0	0	0	2	3	0	1
15	WHITE, Taveion		0-0	0-0	0-0	0	2	2	1	0	0	0	0	5
30	TYSON, Zo		1-3	0-0	0-0	1	4	5	3	2	0	2	2	0
Team						3	1	4						
Totals			30-70	15-34	14-19	16	38	54	23	89	20	18	5	225

FG % 1st Half: 10-32	31.3%	2nd half: 16-29	55.2%	OT: 4-9	44.4%	Game: 30-70	42.9%	Deadball
3FG % 1st Half: 7-18	38.9%	2nd half: 6-12	50.0%	OT: 2-4	50.0%	Game: 15-34	44.1%	Rebounds
FT % 1st Half: 6-8	75.0%	2nd half: 3-5	60.0%	OT: 5-6	83.3%	Game: 14-19	73.7%	1

### Oakland 85 • 7-15, 2-7 Horizon

#	Player	Total		3-Ptr		Rebounds		PF	TP	A	TO	Blk	Stl	Min
		FG	FGA	FG	FGA	FT	FTA							
14	Xavier Hill-Mais	f	6-15	0-2	8-10	3	5	8	3	20	2	3	4	34
13	Brad Brechtung	c	3-11	0-0	4-7	8	5	13	1	10	1	1	3	31
01	Rashad Williams	g	6-19	5-14	1-2	0	3	3	3	18	1	2	0	37
02	Tray Maddox Jr.	g	4-10	3-5	0-0	0	3	3	3	11	1	0	1	25
11	Blake Lampman	g	3-7	3-7	3-3	0	3	3	2	12	2	0	0	40
04	Daniel Oladapo		2-6	0-0	4-5	2	3	5	1	8	0	1	0	22
15	Kevin Kangu		1-3	0-1	4-4	0	1	1	4	6	9	0	2	33
21	Madison Monroe		0-1	0-1	0-0	0	0	0	0	0	0	0	0	2
24	Kenny Pittman Jr.		0-0	0-0	0-0	0	0	0	1	0	0	0	0	1
Team						0	2	2						
Totals			25-72	11-30	24-31	13	25	38	18	85	16	7	10	4

FG % 1st Half: 8-33	24.2%	2nd half: 14-33	42.4%	OT: 3-6	50.0%	Game: 25-72	34.7%	Deadball
3FG % 1st Half: 4-14	28.6%	2nd half: 6-12	50.0%	OT: 1-4	25.0%	Game: 11-30	36.7%	Rebounds
FT % 1st Half: 13-15	86.7%	2nd half: 7-12	58.3%	OT: 4-4	100.0	Game: 24-31	77.4%	3,3

Officials: Andy O'Brien, Michael Kitts, Chad Barlow

Technical fouls: IUPUI-None. Oakland-None.

Attendance: 3644

Score by periods	1st	2nd	OT	Total
IUPUI	33	41	15	89
Oakland	33	41	11	85

Last FG - IUPUI OT-00:22, OAK OT-00:07.

Largest lead - IUPUI by 7 1st-09:04, OAK by 2 1st-15:49.

IUPUI led for 38:35. OAK led for 01:11. Game was tied for 05:14.

Points	In	Off	2nd	Fast	Bench
IUPUI	22	9	16	12	4
OAK	22	21	11	3	14

Score tied - 9 times.  
Lead changed - 6 times.

## SERIES BREAKDOWN

**All-Time:** IUPUI is 19-28 all-time against Oakland

**Current Streak:** IUPUI has won 1

**Longest IUPUI Winning Streak:** 3 games (Jan. 4, 2006 - Mar. 4, 2006)

**Longest IUPUI Losing Streak:** 4 games (Feb. 11, 1999 - Jan. 13, 2001)

**Last Matchup:** IUPUI 89, Oakland 85 (ot) (Jan. 25, 2020 - Rochester, Mich.)

**Record at Home:** 12-8

**Record in Rochester:** 4-18

**Neutral:** 3-2

**Last 10 Matchups:** IUPUI is 4-6

**Largest Win:** 78-54 on Jan. 28, 2010

**Slimmest Win:** 1 point (3 times)

**Largest Defeat:** 83-113 on Nov. 27, 1978

**Slimmest Defeat:** 78-79 on Feb. 8, 2003



**Byron Rimm II** was named the program's interim head coach for the 2019-2020 season on Aug. 27, 2019, becoming the ninth head coach in program history. He originally joined the IUPUI program in October 2018 as the Jaguars' associate head coach.

In his first season on the Jaguars' sidelines, IUPUI's 16 wins were the program's most since a 19-win campaign in 2010-

11. Included in the wins was a benchmark road win at ACC foe Boston College and a win of the Niagara Regional of the Fort Myers Tip-Off Classic during non-conference play. The Jaguars were later selected to play in the 2019 CIT, earning the program's third postseason appearance in the Division I era.

Rimm has an extensive background in college basketball including having served as head coach at Prairie View A&M from 2006-15. During his time with the Panthers, the program ascended to new heights, including back-to-back appearances in the SWAC tournament championship game in 2013 and 2014. Before Prairie View, the Pensacola, Fla.-native gained valuable experience on the West Coast, which included assistant coaching stops at Pasadena City College and Chaffey Community College from 1997-2000.

He directed Cal State San Bernardino to a No. 3 national ranking in NCAA Division II during the 2000 campaign and then took over the reins as the head women's basketball coach at Texas College in Tyler, Texas, guiding the team to a 20-12 mark in his lone season. At the time, the 20-12 mark was the most successful season in program history. He then had a four-year run as the head men's coach with Jarvis Christian College before joining Prairie View A&M as an assistant for the 2005-06 season. He was promoted to the head coaching spot the following season at age 32.

He coached Prairie View A&M to winning seasons in 2008-09 and 2009-10 and won 115 games during his time as head coach. His 2014 squad boasted the highest APR ranking among SWAC teams and also registered the best score in program history.

Since then, Rimm has served as the director of basketball operations at Texas A&M Corpus Christi in 2016-17 and as an assistant at UC Riverside in 2017-18.

Rimm played at Ventura College and California State University Los Angeles before earning his degree from Cal State, Los Angeles in 1999. He earned his master's degree in education from American InterContinental University in 2005.



## THE RIMM FILE

**School:** Cal State, Los Angeles, '99

**Seasons with IUPUI:** .....2nd season

**Career Record:** .....188-265 (14 years)

**Division I Record:** .....121-214 (10 years)

**IUPUI Record:** .....6-23 (1 year)

### Coaching Experience:

.....1997-99, Asst. Coach, Pasadena C.C.  
 ..... 1999-00, Asst. Coach, Chaffey College  
 ..... 2000-01, Asst. Coach, Cal State San Bernadino  
 ..... 2001-02, Head Coach, Texas College (women)  
 ..... 2002-05, Head Coach, Jarvis Christian  
 ..... 2006-16, Head Coach, Prairie View A&M  
 ..... 2016-17, Director of Ops., Texas A&M CC  
 ..... 2017-18, Assistant Coach, UC Riverside  
 ..... 2018-19, Associate Head Coach, IUPUI  
 .....2019-pres., Interim Head Coach, IUPUI





## PLAYER BIOS



### JAYLEN MINNETT

# #0

**Junior | Guard**  
**6-1 | 180**  
**Terre Haute, Ind.**  
**Terre Haute South**

**Birthdate:** July 24, 1999 (age 20)  
**Major:** Sports Management

#### QUICK NOTES

**2019 Horizon League 6th Man of the Year...** tallied his 1,000th career point against Green Bay on Feb. 6... his 78 3's made last season was the 7th-highest single-season total in IUPUI history... his 7.1 ppg scoring average as a frosh was the highest by an IUPUI rookie since Alex Young averaged 10.8 points per game in 2008-09... his 51 3's made in '17-18 were the most by a freshman in the program's D1-era... named to the Indiana All-Star Team... finished as Terre Haute South's all-time leading scorer (1,782 career pts).

#### CAREER/SEASON HIGHS

CAREER HIGH	CATEGORY	SEASON HIGH
32 vs. Green Bay (2/6/2020)	PTS	32 vs. Green Bay (2/6/2020)
7 at UIC (2/22/2020)	REB	7 at UIC (2/22/2020)
7 at South Florida (11/13/19)	AST	7 at South Florida (11/13/19)
11 vs. Green Bay (2/6/2020)	FG	11 vs. Green Bay (2/6/2020)
30 vs. Milwaukee (2/8/2020)	FGA	30 vs. Milwaukee (2/8/2020)
8 vs. Green Bay (2/6/2020)	3FG	8 vs. Green Bay (2/6/2020)
19 vs. Milwaukee (2/8/2020)	3FGA	19 vs. Milwaukee (2/8/2020)
9 at Green Bay (1/5/2020)	FT	9 at Green Bay (1/5/2020)
9 - twice	FTA	9 - twice
4 at South Florida (11/13/19)	STL	4 at South Florida (11/13/19)
1 - 6x	BLK	1 - 3x
44 vs. Milwaukee (2/8/2020)	MIN	44 vs. Milwaukee (2/8/2020)

#### GAME-BY-GAME

Opponent	MIN	FG	3FG	FT	O-D-T	PF	A	TO	B	S	PTS
at Butler*	34	3-12	1-7	0-0	2-3-5	2	0	0	1	0	7
at Bradley*	29	5-11	5-8	2-2	0-3-3	0	2	2	0	0	17
Anderson*	29	6-14	4-10	1-2	0-5-5	3	3	1	0	1	17
at South Fla.*	34	5-14	4-9	3-3	1-2-3	0	7	4	0	4	17
at Loyola*	30	2-8	2-8	0-0	1-3-4	0	3	3	0	1	6
vs. Loyola (Md.)*	30	5-13	2-8	0-0	1-5-6	4	3	6	0	3	12
vs. Southern*	27	2-10	1-5	1-1	0-5-5	0	3	1	0	0	6
Evansville*	36	6-17	3-11	3-4	0-4-4	3	4	0	0	0	18
at Morehead St.*	38	5-17	2-7	1-3	1-4-5	1	3	0	0	3	13
at Ball St.*	35	6-12	4-7	1-3	0-3-3	0	0	1	0	1	17
IU South Bend*	35	5-12	5-10	0-0	0-2-2	2	3	5	1	2	15
Purdue FW*	36	5-16	3-11	4-4	0-5-5	0	4	2	0	0	17
at Fresno St.*	38	4-10	2-7	3-4	0-2-2	2	2	1	0	1	13
Y'town St.*	34	6-13	4-9	0-0	0-0-0	3	6	6	0	1	16
Cleveland St.*	37	8-16	7-13	0-0	0-0-0	3	6	1	0	2	23
at Milwaukee*	38	6-17	2-7	4-5	0-4-4	3	3	1	0	2	18
at Green Bay*	40	8-15	6-10	9-9	0-3-3	1	6	1	0	1	31
Wright St.*	38	7-17	3-12	7-9	2-2-4	1	2	1	0	3	24
Northern Ky.*	34	1-7	1-5	4-4	0-3-3	1	4	2	0	1	7
UIC*	35	3-13	2-8	4-4	0-1-1	4	3	3	1	1	12
at Detroit Mercy*	36	6-17	3-12	0-0	0-2-2	3	5	6	0	1	15
at Oakland*	40	10-24	6-14	4-5	1-5-6	2	5	7	0	1	30
at Cleveland St.*	33	4-13	2-7	2-2	0-2-2	5	2	4	0	0	12
at Y'town St.*	33	4-13	3-9	2-2	0-0-0	1	3	1	0	1	13
Green Bay*	37	11-27	8-18	2-3	0-1-1	3	3	3	0	0	32
Milwaukee*	44	8-30	5-19	5-7	0-4-4	3	4	4	0	2	26
at Northern Ky.*	33	4-15	1-6	0-0	0-1-1	1	6	1	0	1	9
at Wright St.	35	6-20	6-15	0-0	0-1-1	0	2	5	0	2	18
at UIC*	36	5-15	3-9	2-5	2-5-7	4	2	3	0	0	15
Oakland											
Detroit Mercy											
HL 1st Round											
HL 2nd Round											
HL Semis											
HL Finals											

\* denotes starter

#### CAREER STATS

Season	GP-GS	MIN-Avg	FG	Pct.	3FG	Pct.	FT	Pct.
2017-18	30-4	630-21.0	69-173	.399	51-126	.405	24-30	.800
2018-19	33-1	790-23.9	131-368	.356	78-247	.316	55-63	.873
2019-20	29-28	1014-35.0	156-438	.356	100-281	.356	64-81	.790
<b>TOTALS</b>	<b>92-33</b>	<b>2434-26.5</b>	<b>356-979</b>	<b>.364</b>	<b>229-654</b>	<b>.350</b>	<b>143-174</b>	<b>.822</b>

#### REBOUNDS

Season	O-D-REB-AVG.	PF-DQ	AST	TO	BLK	STL	PTS-PPG
2017-18	12-24-36-1.2	42-0	35	39	1	14	213-7.1
2018-19	10-58-68-2.1	53-0	65	49	2	29	395-12.0
2019-20	11-80-91-3.1	55-1	99	75	3	35	476-16.4
<b>TOTALS</b>	<b>33-162-195-2.1</b>	<b>150-1</b>	<b>199</b>	<b>163</b>	<b>6</b>	<b>78</b>	<b>1084-11.8</b>



### JAKOBY KEMP

# #1

**Junior | Forward**  
**6-8 | 190**  
**Layton, Utah**  
**Layton (Missouri/Salt Lake C.C.)**

**Birthdate:** September 22, 1997 (age 22)  
**Major:** General Studies

#### QUICK NOTES

Redshirted as a freshman at Missouri before transferring to play at Salt Lake Community College last season... helped Salt Lake to a 30-3 record and a trip to the NJCAA Tournament after winning the District I title... averaged 4.5 points and 2.6 rebounds per game as a freshman at Salt Lake... first-ever native of Utah in the IUPUI basketball program's history... older brother, Marcus, is a wide receiver for the Kansas City Chiefs (currently on IR) and played collegiately at Hawaii.

#### CAREER/SEASON HIGHS

CAREER HIGH	CATEGORY	SEASON HIGH
8 - twice	PTS	8 at Wright State (2/16/2020)
4 at Cleveland State (2/16/19)	REB	3 at Morehead State (12/4/19)
1 - 3x	AST	1 - twice
3 - twice	FG	3 at Wright State (2/16/2020)
7 at Ball State (12/7/19)	FGA	7 at Ball State (12/7/19)
1 at Wright State (2/16/2020)	3FG	1 at Wright State (2/16/2020)
1 - 4x	3FGA	1 - 3x
3 vs. IU Kokomo (12/6/18)	FT	2 at Northern Kentucky (2/14/2020)
4 vs. IU Kokomo (12/6/18)	FTA	3 at Northern Kentucky (2/14/2020)
1 - twice	STL	1 at Ball State (12/7/19)
1 vs. IU Kokomo (12/6/18)	BLK	---
12 at Wright State (2/16/2020)	MIN	12 at Wright State (2/16/2020)

#### GAME-BY-GAME

Opponent	MIN	FG	3FG	FT	O-D-T	PF	A	TO	B	S	PTS
at Butler											DID NOT PLAY
at Bradley											DID NOT PLAY
Anderson											DID NOT PLAY
at South Fla.											DID NOT PLAY
at Loyola											DID NOT PLAY
vs. Loyola (Md.)											DID NOT PLAY
vs. Southern											DID NOT PLAY
Evansville											DID NOT PLAY
at Morehead St.	6	1-2	0-0	0-0	0-3-3	0	0	1	0	0	2
at Ball St.	11	1-7	0-0	0-0	2-0-2	1	0	0	0	1	2
IU South Bend	2	0-1	0-1	0-0	0-0-0	0	0	0	0	0	0
Purdue FW											DID NOT PLAY
at Fresno St.	0+	0-0	0-0	0-0	0-0-0	1	0	1	0	0	0
Y'town St.											DID NOT PLAY
Cleveland St.											DID NOT PLAY
at Milwaukee											DID NOT PLAY
at Green Bay											DID NOT PLAY
Wright St.	2	0-1	0-0	0-0	0-0-0	1	0	0	0	0	0
Northern Ky.											DID NOT PLAY
UIC	3	0-0	0-0	0-0	0-0-0	1	0	0	0	0	0
at Detroit Mercy	11	1-2	0-1	0-0	1-0-1	0	1	1	0	0	2
at Oakland											DID NOT PLAY
at Cleveland St.											DID NOT PLAY
at Y'town St.											DID NOT PLAY
Green Bay											DID NOT PLAY
Milwaukee	5	0-0	0-0	1-2	0-0-0	0	0	0	0	0	1
at Northern Ky.	11	1-2	0-0	2-3	0-2-2	3	0	1	0	0	4
at Wright St.*	12	3-4	1-1	1-1	0-1-1	2	1	3	0	0	8
at UIC											DID NOT PLAY
Oakland											
Detroit Mercy											
HL 1st Round											
HL 2nd Round											
HL Semis											
HL Finals											

\* denotes starter

#### CAREER STATS


Season	GP-GS	MIN-Avg	FG	Pct.	3FG	Pct.	FT	Pct.
2018-19	6-0	34-5.7	6-7	.857	0-1	.000	5-8	.625
2019-20	10-1	63-6.3	7-19	.368	1-3	.333	4-6	.667
<b>TOTALS</b>	<b>16-1</b>	<b>97-6.1</b>	<b>13-26</b>	<b>.500</b>	<b>1-4</b>	<b>.250</b>	<b>9-14</b>	<b>.643</b>

#### REBOUNDS

Season	O-D-REB-AVG.	PF-DQ	AST	TO	BLK	STL	PTS-PPG
2018-19	5-3-8-1.3	5-0	1	4	1	1	17-2.8
2019-20	3-6-9-0.9	9-0	2	7	0	1	19-1.9
<b>TOTALS</b>	<b>8-9-17-1.1</b>	<b>14-0</b>	<b>3</b>	<b>11</b>	<b>1</b>	<b>2</b>	<b>36-2.3</b>



## PLAYER BIOS



### JAMIL JACKSON JR. #2

**Junior | Guard/Forward**  
**6-6 | 190**  
**Minneapolis, Minn.**  
**Minneapolis North (Southern Utah)**

**Birthdate:** Mar. 5, 1998 (age 21)  
**Major:** General Studies

#### QUICK NOTES

Joined the IUPUI program in the summer of 2018 and sat out the 2018-19 season after transferring in from Southern Utah... limited to five games at SUU, totaling 14 points before missing the remainder of the season to injury... was an HM NJCAA All-American selection after averaging 16.3 ppg and 6.4 rpg as a freshman at Williston State in 2016-17... was named among the nation's Top 75 JUCO players after that season... hasn't played in a game since Nov. 25, 2017 when SUU lost at UNLV, 101-82... full name is Nieta Jamil Aki Jackson.

#### CAREER/SEASON HIGHS

CAREER HIGH	CATEGORY	SEASON HIGH
11 vs. IU South Bend (12/10/19)	PTS	11 vs. IU South Bend (12/10/19)
4 - twice	REB	4 - twice
2 - 4x	AST	2 - twice
4 - twice	FG	4 vs. IU South Bend (12/10/19)
13 vs. IU South Bend (12/10/19)	FGA	13 vs. IU South Bend (12/10/19)
2 - twice	3FG	2 - twice
5 at Fresno State (12/20/19)	3FGA	5 at Fresno State (12/20/19)
4 at Bradley (11/9/19)	FT	4 at Bradley (11/9/19)
5 at Bradley (11/9/19)	FTA	5 at Bradley (11/9/19)
1 - 5x	STL	1 - 3x
1 - twice	BLK	1 vs. Purdue Fort Wayne (12/14/19)
24 at Fresno State (12/20/19)	MIN	24 at Fresno State (12/20/19)

#### GAME-BY-GAME

Opponent	MIN	FG	3FG	FT	O-D-T	PF	A	TO	B	S	PTS
at Butler					DID NOT PLAY						
at Bradley	19	1-5	0-3	4-5	0-2-2	1	0	1	0	0	6
Anderson	16	0-5	0-3	0-0	0-4-4	0	2	0	0	0	0
at South Fla.	9	1-4	1-3	0-0	0-0-0	2	0	2	0	0	3
at Loyola	5	2-3	2-2	1-2	0-0-0	0	0	1	0	0	7
vs. Loyola (Md.)	7	0-1	0-1	0-0	0-0-0	1	0	1	0	0	0
vs. Southern	2	0-0	0-0	0-0	0-0-0	0	0	0	0	0	0
Evansville					DID NOT PLAY						
at Morehead St.					DID NOT PLAY						
at Ball St.	16	1-4	0-2	1-2	0-2-2	1	0	2	0	0	3
IU South Bend	14	4-13	0-3	3-4	2-0-2	0	0	0	0	1	11
Purdue FW	17	2-6	1-3	0-0	0-1-1	0	1	0	1	1	5
at Fresno St.	24	3-9	2-5	2-3	0-1-1	3	1	2	0	0	10
Y'town St.	8	1-1	1-1	0-0	0-1-1	1	1	2	0	0	3
Cleveland St.	20	1-5	0-3	0-0	0-0-0	1	2	2	0	0	2
at Milwaukee					DID NOT PLAY						
at Green Bay	3	0-1	0-1	0-0	0-0-0	1	0	0	0	0	0
Wright St.	5	0-2	0-1	0-0	1-0-1	1	1	1	0	0	0
Northern Ky.	13	1-6	0-4	3-4	0-2-2	3	0	1	0	1	5
UIC	12	1-5	0-2	1-2	1-3-4	0	0	1	0	0	3
at Detroit Mercy					DID NOT PLAY						
at Oakland	10	1-2	0-1	0-0	0-2-2	2	1	0	0	0	2
at Cleveland St.	5	1-2	1-2	1-2	0-1-1	0	0	0	0	0	4
at Y'town St.					DID NOT PLAY						
Green Bay					DID NOT PLAY						
Milwaukee					DID NOT PLAY						
at Northern Ky.					DID NOT PLAY						
at Wright St.					DID NOT PLAY						
at UIC					DID NOT PLAY						
Oakland											
Detroit Mercy											
HL 1st Round											
HL 2nd Round											
HL Semis											
HL Finals											

\* denotes starter

#### CAREER STATS

Season	GP-GS	MIN-Avg	FG	Pct.	3FG	Pct.	FT	Pct.
2017-18*	5-0	71-14.2	6-14	.429	0-3	.000	2-2	1.000
2019-20	18-0	206-11.4	20-74	.270	8-40	.200	16-24	.667
<b>TOTALS</b>	<b>18-0</b>	<b>206-11.4</b>	<b>20-74</b>	<b>.270</b>	<b>8-40</b>	<b>.200</b>	<b>16-24</b>	<b>.667</b>

#### REBOUNDS

Season	O-D-REB-AVG.	PF-DQ	AST	TO	BLK	STL	PTS-PPG
2017-18*	1-1-2-0.4	9-1	5	3	1	2	14-2.8
2019-20	4-19-23-1.3	17-0	9	16	1	3	64-3.6
<b>TOTALS</b>	<b>4-19-23-1.3</b>	<b>17-0</b>	<b>9</b>	<b>16</b>	<b>1</b>	<b>3</b>	<b>64-3.6</b>

\*at Southern Utah | TOTALS only reflect IUPUI totals



### MIKE DePERSIA #10

**Freshman | Guard**  
**5-11 | 170**  
**Cherry Hill, N.J.**  
**Haddonfield Memorial**

**Birthdate:** Apr. 30, 2000 (age 19)  
**Major:** Biomedical Engineering

#### QUICK NOTES

Named the South Jersey Player of the Decade... starting PG on two-time New Jersey state champion Haddonfield Memorial team... the DePersia family is one of just four families in New Jersey high school history to have three siblings all score 1,000 career points as his twin brothers, Nick and Rob, also hit for 1,000 career points... Nick and Rob later played at Rowan University in Glassboro, N.J.... Rob now serves as a graduate assistant on Villanova's MBB staff... played AAU for Team Speed/YIS AAU.

#### CAREER/SEASON HIGHS

CAREER HIGH	CATEGORY	SEASON HIGH
11 vs. Cleveland St. (12/30/2019)	PTS	11 vs. Cleveland St. (12/30/2019)
6 vs. Anderson (11/11/19)	REB	6 vs. Anderson (11/11/19)
8 at Green Bay (1/5/2020)	AST	8 at Green Bay (1/5/2020)
3 - twice	FG	3 - twice
6 at Loyola Chicago (11/20/19)	FGA	6 at Loyola Chicago (11/20/19)
1 - 4x	3FG	1 - 4x
3 - twice	3FGA	3 - twice
6 vs. Wright St. (1/10/20)	FT	6 vs. Wright St. (1/10/20)
10 vs. Wright St. (1/10/20)	FTA	10 vs. Wright St. (1/10/20)
3 - 4x	STL	3 - 4x
---	BLK	---
37 at Loyola Chicago (11/20/19)	MIN	37 at Loyola Chicago (11/20/19)

#### GAME-BY-GAME

Opponent	MIN	FG	3FG	FT	O-D-T	PF	A	TO	B	S	PTS
at Butler	26	0-1	0-1	0-0	0-2-2	2	2	1	0	0	0
at Bradley	22	1-4	0-3	0-1	0-2-2	2	1	0	0	0	2
Anderson*	33	2-4	0-2	0-1	1-5-6	2	0	5	0	1	4
at South Fla.*	30	2-3	0-1	0-0	2-2-4	3	3	3	0	2	4
at Loyola*	37	2-6	0-1	0-0	1-1-2	3	4	1	0	3	4
vs. Loyola (Md.)*	25	0-3	0-2	1-2	0-0-0	1	3	0	0	2	1
vs. Southern*	26	2-5	0-0	3-5	1-1-2	4	1	1	0	0	7
Evansville*	20	0-2	0-1	1-2	0-1-1	1	1	0	0	0	1
at Morehead St.	13	0-2	0-2	0-0	0-1-1	1	3	0	0	1	0
at Ball St.	15	0-1	0-0	0-1	2-0-2	2	1	2	0	0	0
IU South Bend	16	0-5	0-2	1-2	1-1-2	1	2	2	0	3	1
Purdue FW	15	1-2	0-1	0-0	0-0-0	2	0	1	0	1	2
at Fresno St.	24	0-1	0-0	0-0	0-1-1	1	3	5	0	1	0
Y'town St.	14	1-1	0-0	0-2	0-0-0	0	3	0	0	2	2
Cleveland St.*	24	3-3	1-1	4-4	2-2-4	3	4	3	0	2	11
at Milwaukee	24	2-4	0-1	0-0	2-3-5	4	5	1	0	1	4
at Green Bay	31	1-5	1-3	0-0	2-3-5	4	8	1	0	1	3
Wright St.	19	0-1	0-1	6-10	1-3-4	1	1	1	0	0	6
Northern Ky.	18	2-4	0-2	0-0	0-1-1	4	3	0	0	0	4
UIC*	32	0-2	0-1	0-1	0-5-5	0	3	1	0	2	0
at Detroit Mercy*	33	0-5	0-2	0-0	1-3-4	2	3	1	0	3	0
at Oakland	9	0-0	0-0	0-0	0-0-0	0	2	3	0	1	0
at Cleveland St.	21	0-1	0-1	0-0	0-1-1	1	3	2	0	1	0
at Y'town St.	23	1-2	0-0	0-2	1-1-2	0	3	1	0	0	2
Green Bay	14	1-3	0-0	1-1	1-1-2	1	4	0	0	0	3
Milwaukee	26	1-2	1-2	0-0	0-3-3	1	3	1	0	3	3
at Northern Ky.	22	3-3	1-1	1-2	1-1-2	5	4	2	0	2	8
at Wright St.*	21	1-3	0-0	0-0	3-0-3	2	2	1	0	0	2
at UIC	24	1-3	0-2	0-0	0-1-1	1	4	1	0	0	2
Oakland											
Detroit Mercy											
HL 1st Round											
HL 2nd Round											
HL Semis											
HL Finals											

\* denotes starter


#### CAREER STATS

Season	GP-GS	MIN-Avg	FG	Pct.	3FG	Pct.	FT	Pct.
2019-20	29-10	657-22.7	27-80	.338	4-31	.129	18-36	.500
<b>TOTALS</b>	<b>29-10</b>	<b>657-22.7</b>	<b>27-80</b>	<b>.338</b>	<b>4-31</b>	<b>.129</b>	<b>18-36</b>	<b>.500</b>

#### REBOUNDS

Season	O-D-REB-AVG.	PF-DQ	AST	TO	BLK	STL	PTS-PPG
2019-20	22-45-67-2.3	54-1	79	40	0	32	76-2.6
<b>TOTALS</b>	<b>22-45-67-2.3</b>	<b>54-1</b>	<b>79</b>	<b>40</b>	<b>0</b>	<b>32</b>	<b>76-2.6</b>

## PLAYER BIOS



### BRANDON KENYON #11

Sophomore | Forward/Center  
6-10 | 225  
Caledonia, Ontario  
RISE Prep

Birthdate: February 18, 1999 (age 20)  
Major: Criminal Justice

#### QUICK NOTES

First Canadian-born IUPUI player since 1998-1999 (Shaun Clarke), however Clarke red-shirted his lone season and never appeared in a game for the Jaguars... was a teammate of Duke's R.J. Barrett and Florida guard Andrew Nembhard while playing for the 17U Nike EYBL UPLAY Canada program... is one of 119 Canadians playing Division I basketball this season, 77 of whom are Ontario natives.

#### CAREER/SEASON HIGHS

CAREER HIGH	CATEGORY	SEASON HIGH
8 vs. IU Kokomo (12/6/18)	PTS	7 - twice
4 - twice	REB	4 vs. Anderson (11/11/19)
1 - 3x	AST	1 - twice
3 vs. IU Kokomo (12/6/18)	FG	2 - 3x
6 vs. IU Kokomo (12/6/18)	FGA	4 at Oakland (1/25/20)
1 - twice	3FG	1 - twice
2 - 4x	3FGA	2 - 3x
3 - twice	FT	3 at Fresno State (12/20/19)
3 - twice	FTA	3 at Fresno State (12/20/19)
1 - 4x	STL	1 - twice
1 - 3x	BLK	1 at Cleveland State (1/30/20)
20 - twice	MIN	20 - twice

#### GAME-BY-GAME

Opponent	MIN	FG	3FG	FT	O-D-T	PF	A	TO	B	S	PTS
at Butler					DID NOT PLAY						
at Bradley	5	0-0	0-0	0-0	0-1-1	3	0	0	0	1	0
Anderson	9	1-3	0-1	0-0	1-3-4	3	0	1	0	0	2
at South Fla.					DID NOT PLAY						
at Loyola	6	1-3	1-2	0-0	1-1-2	1	0	0	0	1	3
vs. Loyola (Md.)	9	1-2	0-1	1-2	0-1-1	2	0	0	0	0	3
vs. Southern					DID NOT PLAY						
Evansville					DID NOT PLAY						
at Morehead St.	2	0-0	0-0	0-0	0-0-0	0	0	0	0	0	0
at Ball St.	7	0-2	0-1	0-0	0-0-0	0	0	0	0	0	0
IU South Bend					DID NOT PLAY						
Purdue FW					DID NOT PLAY						
at Fresno St.	6	2-2	0-0	3-3	0-2-2	1	0	0	0	0	7
Y'town St.					DID NOT PLAY						
Cleveland St.	1	0-1	0-0	0-0	0-0-0	0	0	0	0	0	0
at Milwaukee					DID NOT PLAY						
at Green Bay					DID NOT PLAY						
Wright St.					DID NOT PLAY						
Northern Ky.					DID NOT PLAY						
UIC	1	0-0	0-0	0-0	0-0-0	0	0	0	0	0	0
at Detroit Mercy	3	0-0	0-0	1-2	0-0-0	0	0	0	0	0	1
at Oakland*	20	2-4	1-2	2-2	1-0-1	4	1	0	0	0	7
at Cleveland St.*	10	0-3	0-2	0-0	1-0-1	3	0	2	1	0	0
at Y'town St.*	20	2-3	0-0	1-2	2-0-2	1	1	1	0	0	5
Green Bay*	13	0-1	0-1	0-0	0-1-1	2	0	0	0	0	0
Milwaukee*	6	1-2	0-1	0-0	0-0-0	2	0	1	0	0	2
at Northern Ky.*	5	0-2	0-0	0-0	1-1-2	0	0	1	0	0	0
at Wright St.	6	1-1	0-0	0-0	0-0-0	2	0	1	0	0	2
at UIC					DID NOT PLAY						
Oakland											
Detroit Mercy											
HL 1st Round											
HL 2nd Round											
HL Semis											
HL Finals											


\* denotes starter

#### CAREER STATS

Season	GP-GS	MIN-Avg	FG	Pct.	3FG	Pct.	FT	Pct.
2018-19	7-0	42-6.0	6-16	.375	0-4	.000	6-9	.667
2019-20	17-6	129-7.6	11-29	.379	2-11	.182	8-11	.727
<b>TOTALS</b>	<b>24-6</b>	<b>171-7.1</b>	<b>17-45</b>	<b>.378</b>	<b>2-15</b>	<b>.133</b>	<b>14-20</b>	<b>.700</b>

#### REBOUNDS

Season	O-D-REB-AVG.	PF-DQ	AST	TO	BLK	STL	PTS-PPG
2018-19	2-6-8-1.1	6-1	1	1	2	2	18-2.6
2019-20	7-10-17-1.0	24-0	2	7	1	2	32-1.9
<b>TOTALS</b>	<b>9-16-25-1.0</b>	<b>30-1</b>	<b>3</b>	<b>8</b>	<b>3</b>	<b>4</b>	<b>50-2.1</b>



### MARLON TAYLOR #12

R-Freshman | Guard/Forward  
6-5 | 220  
South Bend, Ind.  
South Bend Riley (Indiana State)

Birthdate: Jan. 12, 2000 (age 20)  
Major: Pre-Engineering

#### QUICK NOTES

Non-scholarship player joined IUPUI from Indiana State... granted immediate eligibility for the '19-20 season after only appearing in an exhibition game for the Sycamores (4 min, 2 reb vs. Rose-Hulman)... helped South Bend Riley to a 26-1 record and semistate runner-up finish his senior year... was one of four D1 players on his high school team, joining Damezi Anderson (Indiana), Shamar Dillard (Western Illinois) and Rylen Grundy (Fort Wayne)... also ran track in high school... won dunk contest at this year's Red-White Event.

#### CAREER/SEASON HIGHS

CAREER HIGH	CATEGORY	SEASON HIGH
2 vs. Wright St. (1/10/20)	PTS	2 vs. Wright St. (1/10/20)
1 - 4x	REB	1 - 4x
2 at Wright State (2/16/2020)	AST	2 at Wright State (2/16/2020)
1 vs. Wright St. (1/10/20)	FG	1 vs. Wright St. (1/10/20)
2 vs. Wright St. (1/10/20)	FGA	2 vs. Wright St. (1/10/20)
---	3FG	---
---	3FGA	---
---	FT	---
---	FTA	---
1 vs. Anderson (11/11/19)	STL	1 vs. Anderson (11/11/19)
---	BLK	---
4 vs. Anderson (11/11/19)	MIN	4 vs. Anderson (11/11/19)

#### GAME-BY-GAME

Opponent	MIN	FG	3FG	FT	O-D-T	PF	A	TO	B	S	PTS
at Butler					DID NOT PLAY						
at Bradley					DID NOT PLAY						
Anderson	4	0-1	0-0	0-0	0-1-1	0	0	1	0	1	0
at South Fla.					DID NOT PLAY						
at Loyola	2	0-0	0-0	0-0	0-0-0	0	0	0	0	0	0
vs. Loyola (Md.)					DID NOT PLAY						
vs. Southern	0+	0-0	0-0	0-0	0-0-0	0	0	0	0	0	0
Evansville					DID NOT PLAY						
at Morehead St.					DID NOT PLAY						
at Ball St.					DID NOT PLAY						
IU South Bend	1	0-0	0-0	0-0	0-0-0	0	0	0	0	0	0
Purdue FW					DID NOT PLAY						
at Fresno St.	0+	0-0	0-0	0-0	0-0-0	0	0	0	0	0	0
Y'town St.					DID NOT PLAY						
Cleveland St.					DID NOT PLAY						
at Milwaukee					DID NOT PLAY						
at Green Bay					DID NOT PLAY						
Wright St.	1	1-2	0-0	0-0	1-0-1	0	0	0	0	0	2
Northern Ky.	2	0-0	0-0	0-0	0-1-1	0	1	0	0	0	0
UIC					DID NOT PLAY						
at Detroit Mercy					DID NOT PLAY						
at Oakland					DID NOT PLAY						
at Cleveland St.					DID NOT PLAY						
at Y'town St.					DID NOT PLAY						
Green Bay					DID NOT PLAY						
Milwaukee					DID NOT PLAY						
at Northern Ky.					DID NOT PLAY						
at Wright St.	3	0-0	0-0	0-0	0-1-1	0	2	0	0	0	0
at UIC					DID NOT PLAY						
Oakland											
Detroit Mercy											
HL 1st Round											
HL 2nd Round											
HL Semis											
HL Finals											

\* denotes starter

#### CAREER STATS

Season	GP-GS	MIN-Avg	FG	Pct.	3FG	Pct.	FT	Pct.
2019-20	8-0	13-1.6	1-3	.333	0-0	.000	0-0	.000
<b>TOTALS</b>	<b>8-0</b>	<b>13-1.6</b>	<b>1-3</b>	<b>.333</b>	<b>0-0</b>	<b>.000</b>	<b>0-0</b>	<b>.000</b>

#### REBOUNDS

Season	O-D-REB-AVG.	PF-DQ	AST	TO	BLK	STL	PTS-PPG
2019-20	1-3-4-0.5	0-0	3	1	0	1	2-0.3
<b>TOTALS</b>	<b>1-3-4-0.4</b>	<b>0-0</b>	<b>3</b>	<b>1</b>	<b>0</b>	<b>1</b>	<b>2-0.3</b>

## PLAYER BIOS



### ISAIAH WILLIAMS

# #13

**Junior | Guard/Forward**  
**6-8 | 225**  
**Dayton, Ohio**  
**Stivers School for the Arts (Pensacola St.)**

**Birthdate:** Jan. 20, 1998 (age 22)  
**Major:** General Studies

#### QUICK NOTES

Known by his teammates as Zay... well traveled wing is on his fourth school in four years... began his career at Akron (2016-17), but sat out as a redshirt... played freshman campaign at Liberty (2017-18), appearing in 30 games and making 10 starts while averaging 4.2 points and 2.2 rebounds per game... played last season at Pensacola State (Fla.) College, where he averaged 13.1 points and 5.4 rebounds per game... was a first-team All-City and 2nd team All-State honoree after his senior year at Stivers School for the Arts in Dayton.

#### CAREER/SEASON HIGHS

CAREER HIGH	CATEGORY	SEASON HIGH
15 vs. Evansville (11/30/19)	PTS	15 vs. Evansville (11/30/19)
8 vs. Evansville (11/30/19)	REB	8 vs. Evansville (11/30/19)
5 vs. Loyola (Md.) (11/25/2019)	AST	5 vs. Loyola (Md.) (11/25/2019)
5 vs. Evansville (11/30/19)	FG	5 vs. Evansville (11/30/19)
9 vs. Northern Kentucky (1/12/20)	FGA	9 vs. Northern Kentucky (1/12/20)
2 vs. Youngstown State (12/28/19)	3FG	2 vs. Youngstown State (12/28/19)
4 vs. Youngstown State (12/28/19)	3FGA	4 vs. Youngstown State (12/28/19)
9 vs. Clarks Summit (11/10/17)	FT	5 - 3x
11 vs. Clarks Summit (11/10/17)	FTA	10 vs. Evansville (11/30/19)
2 - 3x	STL	2 - 3x
2 - twice	BLK	2 - twice
32 vs. Evansville (11/30/19)	MIN	32 vs. Evansville (11/30/19)

#### GAME-BY-GAME

Opponent	MIN	FG	3FG	FT	O-D-T	PF	A	TO	B	S	PTS
at Butler*	26	1-5	0-0	1-5	2-2-4	3	1	3	0	0	3
at Bradley*	29	3-8	1-1	2-5	1-4-5	1	1	4	0	1	9
Anderson*	18	3-8	0-1	1-5	3-4-7	4	1	1	0	0	7
at South Fla.*	26	3-6	1-1	2-4	1-1-2	4	0	2	0	0	9
at Loyola*	19	2-6	0-1	5-6	2-2-4	5	1	4	0	0	9
vs. Loyola (Md.)	23	3-5	0-0	1-3	1-4-5	2	5	2	0	2	7
vs. Southern	25	4-7	0-0	5-8	4-2-6	1	0	0	0	0	13
Evansville	32	5-7	0-0	5-10	2-6-8	4	3	3	0	0	15
at Morehead St.	21	3-8	0-0	1-4	2-3-5	4	0	5	2	0	7
at Ball St.	19	1-7	0-0	0-0	1-3-4	5	0	2	0	0	2
IU South Bend*	24	3-7	0-0	4-4	3-0-3	0	1	1	2	2	10
Purdue FW*	23	3-5	0-0	0-0	1-3-4	4	1	2	1	0	6
at Fresno St.*	14	4-8	0-1	2-3	2-3-5	2	0	1	0	1	10
Y'town St.*	26	4-8	2-4	4-6	2-3-5	4	3	0	0	0	14
Cleveland St.	DID NOT PLAY										
at Milwaukee*	23	2-7	0-0	2-4	0-3-3	4	2	2	0	2	6
at Green Bay*	11	1-2	0-0	0-0	0-4-4	4	2	1	0	1	2
Wright St.*	20	0-4	0-2	4-6	0-2-2	4	2	1	0	0	4
Northern Ky.*	20	4-9	0-0	3-5	3-1-4	2	1	2	0	1	11
UIC	DID NOT PLAY										
at Detroit Mercy	DID NOT PLAY										
at Oakland	DID NOT PLAY										
at Cleveland St.	DID NOT PLAY										
at Y'town St.	DID NOT PLAY										
Green Bay	DID NOT PLAY										
Milwaukee	DID NOT PLAY										
at Northern Ky.	DID NOT PLAY										
at Wright St.	DID NOT PLAY										
at UIC	DID NOT PLAY										
Oakland											
Detroit Mercy											
HL 1st Round											
HL 2nd Round											
HL Semis											
HL Finals											

\* denotes starter


#### CAREER STATS

Season	GP-GS	MIN-Avg	FG	Pct.	3FG	Pct.	FT	Pct.
2017-18*	30-10	420-14.0	41-90	.456	3-10	.300	40-68	.588
2019-20	18-13	399-22.2	49-117	.419	4-11	.364	42-78	.538
<b>TOTALS</b>	<b>18-13</b>	<b>399-22.2</b>	<b>49-117</b>	<b>.419</b>	<b>4-11</b>	<b>.364</b>	<b>42-78</b>	<b>.538</b>

#### REBOUNDS

Season	O-D-REB-AVG.	PF-DQ	AST	TO	BLK	STL	PTS-PPG
2017-18*	24-41-65-2.2	58-2	22	40	6	9	125-4.2
2019-20	30-50-80-4.4	57-2	24	36	5	10	144-8.0
<b>TOTALS</b>	<b>30-50-80-4.4</b>	<b>57-2</b>	<b>24</b>	<b>36</b>	<b>5</b>	<b>10</b>	<b>144-8.0</b>

\*at Liberty | TOTALS only reflect IUPUI totals



### MARCUS BURK

# #14

**Junior | Guard**  
**6-3 | 205**  
**Indianapolis, Ind.**  
**Franklin Central (Campbell)**

**Birthdate:** Sept. 27, 1997 (age 22)  
**Major:** General Studies

#### QUICK NOTES

Born in Gary, Ind.... Indianapolis-native returned to the city last summer and sat out last season after playing two years at Campbell... played in 69 games and averaged 11.2 points per game at Campbell, while connecting on 158 3's in his two seasons... averaged 15 points per game as a sophomore, connecting on 91 3's for the season... was the Big South POTW on Nov. 27, 2017 after averaging 24.3 points per game over a 4-game stretch... he and Campbell teammate Chris Clemons (42 pts, 10-14 3's) each hit 10 3's in a game against Liberty on Jan. 22, 2018.

#### CAREER/SEASON HIGHS

CAREER HIGH	CATEGORY	SEASON HIGH
39 at Oakland (1/25/20)	PTS	39 at Oakland (1/25/20)
10 at Detroit Mercy (1/23/20)	REB	10 at Detroit Mercy (1/23/20)
7 vs. The Citadel (12/14/17)	AST	6 at UIC (2/22/20)
13 vs. Green Bay (2/6/20)	FG	13 vs. Green Bay (2/6/20)
24 - twice	FGA	24 - twice
10 at Liberty (1/23/18)	3FG	8 at Oakland (1/25/20)
16 at Liberty (1/23/18)	3FGA	15 at Oakland (1/25/20)
9 vs. Milwaukee (2/8/2020)	FT	9 vs. Milwaukee (2/8/2020)
13 vs. Milwaukee (2/8/2020)	FTA	13 vs. Milwaukee (2/8/2020)
4 - twice	STL	4 vs. Anderson (11/11/19)
2 vs. The Citadel (12/14/17)	BLK	1 - 7x
44 at Oakland (1/25/20)	MIN	44 at Oakland (1/25/20)

#### GAME-BY-GAME

Opponent	MIN	FG	3FG	FT	O-D-T	PF	A	TO	B	S	PTS
at Butler*	37	7-21	2-11	1-1	2-3-5	1	1	5	0	1	17
at Bradley*	27	6-13	1-5	2-2	0-3-3	4	1	1	0	2	15
Anderson*	31	10-19	4-9	1-1	0-2-2	1	2	2	0	4	25
at South Fla.*	35	10-14	4-5	2-2	2-7-9	3	2	5	0	1	26
at Loyola*	34	9-19	5-8	0-0	0-3-3	3	0	1	0	1	23
vs. Loyola (Md.)*	33	12-21	7-10	1-2	0-3-3	4	1	2	0	2	32
vs. Southern*	38	10-21	6-14	1-1	1-1-2	4	2	2	0	1	27
Evansville*	34	7-19	2-6	2-4	0-0-0	4	3	2	1	0	18
at Morehead St.*	36	3-12	1-4	1-2	1-3-4	3	1	2	0	2	8
at Ball St.*	24	2-8	1-3	1-2	0-1-1	5	0	2	0	1	6
IU South Bend*	31	7-20	5-10	2-2	0-1-1	3	3	3	0	1	21
Purdue FW*	35	7-14	3-8	5-6	0-4-4	1	4	0	0	2	22
at Fresno St.*	16	1-10	0-2	0-0	0-2-2	1	0	1	0	1	2
Y'town St.*	38	5-17	2-8	4-9	1-1-2	2	3	0	1	2	16
Cleveland St.*	35	6-12	1-4	6-7	1-3-4	3	4	5	0	2	19
at Milwaukee*	34	7-14	0-4	1-2	0-3-3	3	1	5	0	0	15
at Green Bay*	38	10-21	4-9	3-3	0-6-6	1	2	4	0	2	27
Wright St.*	30	4-12	2-5	7-7	0-2-2	5	0	2	0	1	17
Northern Ky.*	36	9-16	2-8	5-6	0-3-3	3	3	3	0	2	25
UIC*	40	6-14	2-7	4-4	0-3-3	3	1	0	0	1	18
at Detroit Mercy*	38	10-22	5-12	0-0	2-8-10	0	3	0	1	1	25
at Oakland*	44	12-24	8-15	7-10	2-1-3	3	3	0	0	0	39
at Cleveland St.*	38	5-16	3-10	5-7	2-4-6	1	2	6	1	0	18
at Y'town St.*	37	7-17	2-6	6-7	1-2-3	4	2	1	0	0	22
Green Bay*	39	13-24	2-8	5-6	1-4-5	2	3	2	1	1	33
Milwaukee*	41	5-20	4-10	9-13	1-3-4	3	1	3	1	0	23
at Northern Ky.*	39	11-20	2-7	6-6	0-4-4	4	3	2	1	2	30
at Wright St.*	33	6-22	1-6	6-8	0-3-3	2	1	2	0	2	19
at UIC*	38	9-20	4-9	6-8	1-1-2	3	6	1	0	0	28
Oakland											
Detroit Mercy											
HL 1st Round											
HL 2nd Round											
HL Semis											
HL Finals											

\* denotes starter

#### CAREER STATS

Season	GP-GS	MIN-Avg	FG	Pct.	3FG	Pct.	FT	Pct.
2016-17*	36-12	754-20.9	96-224	.429	67-167	.401	29-37	.784
2017-18*	33-32	1050-31.8	173-353	.490	91-226	.403	51-60	.850
2019-20	29-29	1009-34.8	216-502	.430	85-223	.381	99-128	.773
<b>TOTALS</b>	<b>29-29</b>	<b>1009-34.8</b>	<b>216-502</b>	<b>.430</b>	<b>85-223</b>	<b>.381</b>	<b>99-128</b>	<b>.773</b>

#### REBOUNDS

Season	O-D-REB-AVG.	PF-DQ	AST	TO	BLK	STL	PTS-PPG
2016-17*	9-78-87-2.4	51-0	28	25	3	17	288-8.0
2017-18*	19-100-119-3.6	58-1	38	45	8	42	488-14.8
2019-20	18-84-102-3.5	79-2	58	64	7	35	616-21.2
<b>TOTALS</b>	<b>18-84-102-3.5</b>	<b>79-2</b>	<b>58</b>	<b>64</b>	<b>7</b>	<b>35</b>	<b>616-21.2</b>

\*at Campbell | TOTALS only reflect IUPUI totals



## PLAYER BIOS



### TAVEION WHITE

# #15

**Freshman | Forward**  
**6-7 | 190**  
**Prosper, Texas**  
**PHS Academy**

**Birthdate:** Nov. 25, 1999 (age 20)  
**Major:** Business

#### QUICK NOTES

Known as Taye by his teammates... Texas-native played at PHS (Fla.) Academy as a post-grad in 2018-19 where he was one of 14 who went on to play college basketball, four at the D1 level... was a 1st Team All-District selection after his senior year at Prosper (Texas) High School... chose IUPUI over offers from Buffalo, Oral Roberts, Presbyterian and USC Upstate.



### SAWYER STOLTZ

# #20

**Freshman | Forward**  
**6-9 | 200**  
**Huntington, Ind.**  
**Huntington North**

**Birthdate:** May 3, 2000 (age 19)  
**Major:** Biology

#### QUICK NOTES

Non-scholarship addition to the team played three seasons at Huntington North where he was an HM All-State honoree following a senior year in which he averaged 13.2 points and 5.8 rebounds per game... was a 2nd team Northeast 8 Conference (NE8) honoree... played AAU basketball for Indiana Elite.

#### CAREER/SEASON HIGHS

CAREER HIGH	CATEGORY	SEASON HIGH
7 at Cleveland State (1/30/20)	PTS	7 at Cleveland State (1/30/20)
9 vs. Milwaukee (2/8/20)	REB	9 vs. Milwaukee (2/8/20)
1 - twice	AST	1 - twice
3 at Cleveland State (1/30/20)	FG	3 at Cleveland State (1/30/20)
3 - 3x	FGA	3 - 3x
---	3FG	---
---	3FGA	---
1 - twice	FT	1 - twice
3 at Cleveland State (1/30/20)	FTA	3 at Cleveland State (1/30/20)
1 - 5x	STL	1 - 5x
2 vs. Green Bay (2/6/20)	BLK	2 vs. Green Bay (2/6/20)
26 vs. Milwaukee (2/8/20)	MIN	26 vs. Milwaukee (2/8/20)

#### GAME-BY-GAME

Opponent	MIN	FG	3FG	FT	O-D-T	PF	A	TO	B	S	PTS
at Butler					DID NOT PLAY						
at Bradley	0+	0-0	0-0	0-0	0-0-0	0	0	0	0	0	0
Anderson	9	0-1	0-0	0-0	2-0-2	2	0	1	1	1	0
at South Fla.	0+	0-0	0-0	0-0	0-0-0	0	0	0	0	0	0
at Loyola	1	0-0	0-0	0-0	0-0-0	0	0	0	0	0	0
vs. Loyola (Md.)					DID NOT PLAY						
vs. Southern	0+	0-0	0-0	0-0	0-0-0	0	0	0	0	0	0
Evansville	1	0-0	0-0	0-0	0-0-0	0	0	0	0	0	0
at Morehead St.					DID NOT PLAY						
at Ball St.	3	0-0	0-0	0-0	0-0-0	1	0	0	0	0	0
IU South Bend					DID NOT PLAY						
Purdue FW					DID NOT PLAY						
at Fresno St.					DID NOT PLAY						
Y'town St.					DID NOT PLAY						
Cleveland St.					DID NOT PLAY						
at Milwaukee					DID NOT PLAY						
at Green Bay					DID NOT PLAY						
Wright St.	3	0-0	0-0	0-0	0-0-0	2	0	0	0	0	0
Northern Ky.	2	0-0	0-0	0-0	0-0-0	0	0	0	0	0	0
UIC					DID NOT PLAY						
at Detroit Mercy	7	0-1	0-0	0-0	1-1-2	1	0	1	0	0	0
at Oakland	5	0-0	0-0	0-0	0-2-2	1	0	0	0	0	0
at Cleveland St.	15	3-3	0-0	1-3	2-0-2	3	1	0	1	1	7
at Y'town St.	11	1-1	0-0	0-0	0-0-0	2	0	0	0	0	2
Green Bay	16	2-3	0-0	1-2	4-2-6	5	0	0	2	0	5
Milwaukee	26	2-2	0-0	0-2	4-5-9	4	1	0	0	1	4
at Northern Ky.	15	0-1	0-0	0-0	2-1-3	4	0	1	0	0	0
at Wright St.	17	1-3	0-0	0-2	3-1-4	3	0	1	0	1	2
at UIC	16	0-2	0-0	0-2	1-1-2	3	0	2	1	1	0
Oakland											
Detroit Mercy											
HL 1st Round											
HL 2nd Round											
HL Semis											
HL Finals											

\* denotes starter

#### CAREER STATS

Season	GP-GS	MIN-Avg	FG	Pct.	3FG	Pct.	FT	Pct.
2019-20	18-0	147-8.2	9-17	.529	0-0	.000	2-11	.182
<b>TOTALS</b>	<b>18-0</b>	<b>147-8.2</b>	<b>9-17</b>	<b>.529</b>	<b>0-0</b>	<b>.000</b>	<b>2-11</b>	<b>.182</b>

#### REBOUNDS

Season	O-D-REB-AVG.	PF-DQ	AST	TO	BLK	STL	PTS-PPG
2019-20	19-13-32-1.8	31-1	2	6	5	5	20-1.1
<b>TOTALS</b>	<b>19-13-32-1.8</b>	<b>31-1</b>	<b>2</b>	<b>6</b>	<b>5</b>	<b>5</b>	<b>20-1.1</b>

#### CAREER/SEASON HIGHS

CAREER HIGH	CATEGORY	SEASON HIGH
---	PTS	---
2 vs. Anderson (11/11/19)	REB	2 vs. Anderson (11/11/19)
1 vs. Green Bay (2/6/20)	AST	1 vs. Green Bay (2/6/20)
---	FG	---
1 at Bradley (11/9/19)	FGA	1 at Bradley (11/9/19)
---	3FG	---
---	3FGA	---
---	FT	---
---	FTA	---
---	STL	---
1 vs. Anderson (11/11/19)	BLK	1 vs. Anderson (11/11/19)
4 vs. Anderson (11/11/19)	MIN	4 vs. Anderson (11/11/19)

#### GAME-BY-GAME

Opponent	MIN	FG	3FG	FT	O-D-T	PF	A	TO	B	S	PTS
at Butler					DID NOT PLAY						
at Bradley	1	0-1	0-0	0-0	0-0-0	0	0	0	0	0	0
Anderson	4	0-0	0-0	0-0	0-2-2	0	0	2	1	0	0
at South Fla.					DID NOT PLAY						
at Loyola	1	0-0	0-0	0-0	0-0-0	0	0	0	0	0	0
vs. Loyola (Md.)					DID NOT PLAY						
vs. Southern					DID NOT PLAY						
Evansville					DID NOT PLAY						
at Morehead St.					DID NOT PLAY						
at Ball St.	2	0-0	0-0	0-0	0-0-0	0	0	0	0	0	0
IU South Bend					DID NOT PLAY						
Purdue FW					DID NOT PLAY						
at Fresno St.					DID NOT PLAY						
Y'town St.					DID NOT PLAY						
Cleveland St.					DID NOT PLAY						
at Milwaukee					DID NOT PLAY						
at Green Bay					DID NOT PLAY						
Wright St.					DID NOT PLAY						
Northern Ky.					DID NOT PLAY						
UIC					DID NOT PLAY						
at Detroit Mercy					DID NOT PLAY						
at Oakland					DID NOT PLAY						
at Cleveland St.					DID NOT PLAY						
at Y'town St.					DID NOT PLAY						
Green Bay	3	0-0	0-0	0-0	0-0-0	1	1	0	0	0	0
Milwaukee	3	0-0	0-0	0-0	0-1-1	0	0	0	0	0	0
at Northern Ky.	1	0-0	0-0	0-0	0-0-0	0	0	0	0	0	0
at Wright St.	1	0-0	0-0	0-0	0-0-0	0	0	0	0	0	0
at UIC					DID NOT PLAY						
Oakland											
Detroit Mercy											
HL 1st Round											
HL 2nd Round											
HL Semis											
HL Finals											

\* denotes starter

#### CAREER STATS

Season	GP-GS	MIN-Avg	FG	Pct.	3FG	Pct.	FT	Pct.
2019-20	8-0	16-2.0	0-1	.000	0-0	.000	0-0	.000
<b>TOTALS</b>	<b>8-0</b>	<b>16-2.0</b>	<b>0-1</b>	<b>.000</b>	<b>0-0</b>	<b>.000</b>	<b>0-0</b>	<b>.000</b>

#### REBOUNDS

Season	O-D-REB-AVG.	PF-DQ	AST	TO	BLK	STL	PTS-PPG
2019-20	0-3-3-0.4	1-0	1	2	1	0	0-0.0
<b>TOTALS</b>	<b>0-3-3-0.4</b>	<b>1-0</b>	<b>1</b>	<b>2</b>	<b>1</b>	<b>0</b>	<b>0-0.0</b>

## PLAYER BIOS



### GRANT WEATHERFORD #23

**Junior | Guard**  
**6-2 | 195**  
**Cicero, Ind.**  
**Hamilton Heights (Purdue/Midland J.C.)**

**Birthdate:** August 7, 1996 (age 23)  
**Major:** General Studies

#### QUICK NOTES

Began his college career by redshirting in 2015-16 at Purdue before transferring to Midland [Tex.] College for the 2016-17 season... was granted a clock extension in December 2018, effectively, making him a junior... comes from a family filled with athletes as brother Sterling is a sophomore DB on the Miami (Ohio) football team, older sister Dakota played basketball at Evansville & Louisville and oldest brother Austin played basketball at Rose Hulman... also garnered D1 football interest as a WR (155 catches, 60 TDs in high school).

#### CAREER/SEASON HIGHS

CAREER HIGH	CATEGORY	SEASON HIGH
21 vs. Green Bay (2/24/19)	PTS	19 at Youngstown State (2/1/20)
13 at Oakland (1/25/20)	REB	13 at Oakland (1/25/20)
6 - 4x	AST	6 - twice
7 - twice	FG	7 - twice
19 vs. UIC (1/18/20)	FGA	19 vs. UIC (1/18/20)
5 - 2x	3FG	5 at Fresno State (12/20/19)
8 vs. UIC (1/18/20)	3FGA	8 vs. UIC (1/18/20)
7 - 3x	FT	7 vs. UIC (1/18/20)
10 vs. UIC (1/18/20)	FTA	10 vs. UIC (1/18/20)
5 - 3x	STL	5 - 3x
2 vs. UIC (1/18/20)	BLK	2 vs. UIC (1/18/20)
41 at Oakland (1/25/20)	MIN	41 at Oakland (1/25/20)

#### GAME-BY-GAME

Opponent	MIN	FG	3FG	FT	O-D-T	PF	A	TO	B	S	PTS
at Butler*	30	3-5	0-1	0-2	2-3-5	1	1	1	0	0	6
at Bradley*	32	0-6	0-4	1-2	0-1-1	1	4	4	0	0	1
Anderson	23	3-3	0-0	0-0	3-6-9	1	4	3	0	2	6
at South Fla.	34	2-2	0-0	2-2	0-3-3	1	1	1	0	2	6
at Loyola	27	0-2	0-0	0-0	0-0-0	2	3	1	0	0	0
vs. Loyola (Md.)	29	1-3	0-0	2-4	1-4-5	3	4	4	0	2	4
vs. Southern	32	2-4	0-1	2-2	0-1-1	3	4	2	0	3	6
Evansville	31	1-4	0-0	2-2	3-3-6	2	1	1	0	1	4
at Morehead St.*	38	7-10	3-4	0-1	1-1-2	3	1	1	0	1	17
at Ball St.*	31	4-8	0-1	2-3	1-6-7	3	1	4	0	0	10
IU South Bend*	37	1-4	0-1	1-3	2-5-7	1	3	4	0	2	3
Purdue FW*	35	4-7	1-3	5-6	1-3-4	3	6	1	0	5	14
at Fresno St.*	35	5-8	5-5	1-2	1-2-3	2	1	3	1	2	16
Y'town St.*	37	3-8	0-1	1-1	0-3-3	3	1	5	0	2	7
Cleveland St.*	39	2-7	0-2	3-4	3-1-4	4	4	4	1	3	7
at Milwaukee*	38	4-6	0-1	2-2	1-6-7	1	1	4	0	2	10
at Green Bay*	31	5-9	3-5	0-0	0-6-6	3	2	3	0	0	13
Wright St.*	33	5-12	0-2	2-6	2-3-5	2	1	3	0	0	12
Northern Ky.*	32	5-12	1-2	1-1	4-4-8	1	2	1	0	0	12
UIC*	38	4-19	2-8	7-10	2-6-8	3	3	2	2	0	17
at Detroit Mercy*	36	3-8	0-2	0-2	1-3-4	4	4	2	0	0	6
at Oakland*	41	3-10	0-2	1-2	4-9-13	3	4	4	1	0	7
at Cleveland St.*	39	4-9	1-2	2-5	2-3-5	4	6	3	1	5	11
at Y'town St.*	39	7-10	2-3	3-6	0-3-3	4	2	2	0	3	19
Green Bay*	39	2-10	2-5	2-2	3-2-5	2	6	2	0	0	8
Milwaukee*	34	4-9	1-3	4-5	1-0-1	5	2	1	0	5	13
at Northern Ky.*	37	4-9	2-4	0-0	0-3-3	4	0	6	0	2	10
at Wright St.	30	3-9	1-2	0-0	1-5-6	3	3	1	0	2	7
at UIC*	40	6-11	0-4	3-6	1-3-4	3	4	0	0	3	15
Oakland											
Detroit Mercy											
HL 1st Round											
HL 2nd Round											
HL Semis											
HL Finals											

\* denotes starter

#### CAREER STATS

Season	GP-GS	MIN-Avg	FG	Pct.	3FG	Pct.	FT	Pct.
2018-19	33-33	861-26.1	70-142	.493	11-24	.458	52-72	.722
2019-20	29-22	997-34.4	97-224	.433	24-68	.353	49-81	.605
<b>TOTALS</b>	<b>62-55</b>	<b>1858-30.0</b>	<b>167-366</b>	<b>.456</b>	<b>35-92</b>	<b>.380</b>	<b>101-153</b>	<b>.660</b>

#### REBOUNDS

Season	O-D-REB-AVG.	PF-DQ	AST	TO	BLK	STL	PTS-PPG
2018-19	25-75-100-3.0	86-3	83	49	4	38	203-6.2
2019-20	40-98-138-4.8	75-1	79	73	6	47	267-9.2
<b>TOTALS</b>	<b>65-173-238-3.8</b>	<b>161-4</b>	<b>162</b>	<b>122</b>	<b>10</b>	<b>85</b>	<b>470-7.6</b>



### ZO TYSON

# #30

**Grad Student | Forward**  
**6-9 | 195**  
**Fayetteville, N.C.**  
**Trinity Christian (Colorado State)**

**Birthdate:** Oct. 18, 1995 (age 24)  
**Major:** Sports Journalism

#### QUICK NOTES

Oldest student-athlete on the team, pursuing a Master's degree in sports journalism... missed the Jaguars' exhibition game due to injury... graduate-transfer will play his final season at IUPUI after spending the past two years at Colorado State... played his first two seasons at Cafe Fear C.C., including averaging 14.0 points and 8.4 rebounds per game as a sophomore... actual first name is Lonzia, but he opts to go by Zo.

#### CAREER/SEASON HIGHS

CAREER HIGH	CATEGORY	SEASON HIGH
10 vs. Cleveland St. (12/30/2019)	PTS	10 vs. Cleveland St. (12/30/2019)
6 vs. Southern (11/26/19)	REB	6 vs. Southern (11/26/19)
2 - 3x	AST	2 - twice
4 - 3x	FG	4 - 3x
5 at Butler (11/6/19)	FGA	5 at Butler (11/6/19)
---	3FG	---
---	3FGA	---
4 - twice	FT	4 vs. Southern (11/26/19)
6 vs. Southern (11/26/19)	FTA	6 vs. Southern (11/26/19)
3 at Butler (11/6/19)	STL	3 at Butler (11/6/19)
3 vs. Southern (11/26/19)	BLK	3 vs. Southern (11/26/19)
27 at Butler (11/6/19)	MIN	27 at Butler (11/6/19)

#### GAME-BY-GAME

Opponent	MIN	FG	3FG	FT	O-D-T	PF	A	TO	B	S	PTS
at Butler	27	4-5	0-0	0-0	3-2-5	4	2	2	1	3	8
at Bradley	13	1-1	0-0	0-0	1-2-3	4	0	2	0	0	2
Anderson*	9	0-2	0-0	0-0	0-3-3	2	0	2	0	0	0
at South Fla.*	11	1-2	0-0	0-0	0-2-2	4	0	1	0	1	2
at Loyola*	22	4-4	0-0	0-1	1-3-4	4	1	1	0	0	8
vs. Loyola (Md.)*	13	2-3	0-0	0-0	0-1-1	4	0	0	0	0	4
vs. Southern*	25	2-3	0-0	4-6	1-5-6	2	2	0	3	0	8
Evansville*	18	0-0	0-0	0-0	1-3-4	0	1	0	0	0	0
at Morehead St.*	17	0-3	0-0	0-0	1-1-2	1	0	1	0	0	0
at Ball St.*	10	1-3	0-0	2-2	2-0-2	3	0	1	0	0	4
IU South Bend	8	1-2	0-0	0-0	2-1-3	0	0	0	1	1	2
Purdue FW	7	0-0	0-0	0-0	0-1-1	1	0	0	1	0	0
at Fresno St.	14	0-0	0-0	0-1	0-2-2	4	1	2	1	0	0
Y'town St.	7	1-1	0-0	0-0	0-1-1	0	0	1	1	0	2
Cleveland St.	11	4-4	0-0	2-2	2-1-3	0	0	0	1	0	10
at Milwaukee	8	1-1	0-0	0-0	0-1-1	1	0	0	0	0	2
at Green Bay	14	2-2	0-0	0-0	0-1-1	1	1	0	0	1	4
Wright St.	17	1-3	0-0	0-0	2-1-3	3	0	2	1	0	2
Northern Ky.	13	2-4	0-0	0-0	0-2-2	1	0	0	0	0	4
UIC					DID NOT PLAY						
at Detroit Mercy					DID NOT PLAY						
at Oakland	21	1-3	0-0	0-0	1-4-5	3	0	2	2	0	2
at Cleveland St.					DID NOT PLAY						
at Y'town St.					DID NOT PLAY						
Green Bay					DID NOT PLAY						
Milwaukee					DID NOT PLAY						
at Northern Ky.					DID NOT PLAY						
at Wright St.*	12	0-3	0-0	0-0	3-1-4	4	0	0	1	0	0
at UIC*	6	1-2	0-0	0-0	1-0-1	1	0	1	0	0	2
Oakland											
Detroit Mercy											
HL 1st Round											
HL 2nd Round											
HL Semis											
HL Finals											

\* denotes starter

#### CAREER STATS


Season	GP-GS	MIN-Avg	FG	Pct.	3FG	Pct.	FT	Pct.
2018-19*	12-0	62-5.2	3-6	.500	0-0	.000	5-9	.556
2019-20	22-10	303-13.8	29-51	.569	0-0	.000	8-12	.667
<b>TOTALS</b>	<b>22-10</b>	<b>303-13.8</b>	<b>29-51</b>	<b>.569</b>	<b>0-0</b>	<b>.000</b>	<b>8-12</b>	<b>.667</b>

#### REBOUNDS

Season	O-D-REB-AVG.	PF-DQ	AST	TO	BLK	STL	PTS-PPG
2018-19*	2-11-13-1.1	9-0	6	5	5	1	11-0.9
2019-20	21-38-59-2.7	50-0	8	18	13	6	66-3.0
<b>TOTALS</b>	<b>21-38-59-2.7</b>	<b>50-0</b>	<b>8</b>	<b>18</b>	<b>13</b>	<b>6</b>	<b>66-3.0</b>

\* at Colorado State | TOTALS only reflect IUPUI totals

## PLAYER BIOS



### ELYJAH GOSS

# #32

**Junior | Forward**  
**6-7 | 195**  
**Bolingbrook, Ill.**  
**Plainfield East**

**Birthdate:** April 28, 1998 (age 21)  
**Major:** Sports Management

#### QUICK NOTES

Late bloomer redshirted his first season at IUPUI before taking over a starting role last season and leading the team in rebounding... was an honorable mention All-State selection as a senior at Plainfield (Ill.) East High School after racking up 16 double-doubles and shooting a school record 56 percent from the floor... is the only player in Plainfield East history to average a double-double for a full season.

#### CAREER/SEASON HIGHS

CAREER HIGH	CATEGORY	SEASON HIGH
19 at Milwaukee (1/3/20)	PTS	19 at Milwaukee (1/3/20)
21 vs. IU South Bend (12/10/19)	REB	21 vs. IU South Bend (12/10/19)
4 at Oakland (1/25/20)	AST	4 at Oakland (1/25/20)
7 - 3x	FG	7 - 3x
13 at Milwaukee (1/3/20)	FGA	13 at Milwaukee (1/3/20)
2 at Boston College (11/14/18)	3FG	1 vs. Milwaukee (2/8/20)
3 - twice	3FGA	3 vs. Milwaukee (2/8/20)
6 vs. Cleveland State (1/10/19)	FT	5 - 3x
10 vs. Youngstown State (12/28/19)	FTA	10 vs. Youngstown State (12/28/19)
2 - 7x	STL	2 - 3x
6 at Milwaukee (1/3/20)	BLK	6 at Milwaukee (1/3/20)
40 - twice	MIN	40 - twice

#### GAME-BY-GAME

Opponent	MIN	FG	3FG	FT	O-D-T	PF	A	TO	B	S	PTS
at Butler*	20	3-8	0-1	0-0	1-2-3	1	0	2	1	1	6
at Bradley*	23	2-5	0-0	0-0	4-4-8	2	1	1	2	0	4
Anderson	14	4-8	0-0	3-5	4-6-10	2	1	2	1	0	11
at South Fla.	21	1-4	0-0	1-2	0-4-4	1	2	1	1	0	3
at Loyola	16	1-5	0-0	0-0	3-2-5	2	1	3	0	0	2
vs. Loyola (Md.)*	31	5-9	0-0	4-6	6-7-13	2	0	3	0	0	14
vs. Southern*	25	5-7	0-0	0-1	2-3-5	3	1	3	1	0	10
Evansville*	28	4-9	0-0	0-2	1-8-9	2	0	1	0	1	8
at Morehead St.*	29	2-6	0-0	0-0	2-15-17	4	1	4	2	0	4
at Ball St.*	27	3-11	0-0	4-6	7-2-9	2	0	2	0	1	10
IU South Bend*	32	7-10	0-0	3-4	7-14-21	3	1	2	4	1	17
Purdue FW*	32	4-8	0-0	0-0	2-9-11	3	0	4	1	1	8
at Fresno St.*	29	2-2	0-0	2-6	2-5-7	2	0	1	0	1	6
Y'town St.*	36	5-9	0-2	3-10	11-7-18	3	1	0	1	2	13
Cleveland St.*	33	4-6	0-0	0-1	2-9-11	3	1	1	1	0	8
at Milwaukee*	35	7-13	0-0	5-6	6-10-16	1	0	1	6	0	19
at Green Bay*	32	4-9	0-0	5-8	6-11-17	4	1	2	1	0	13
Wright St.*	32	1-3	0-0	1-2	2-12-14	4	2	1	1	1	3
Northern Ky.*	30	0-5	0-0	3-6	7-4-11	1	0	1	0	0	3
UIC*	39	6-7	0-0	4-7	4-11-15	5	1	2	3	0	16
at Detroit Mercy*	36	7-11	0-0	1-3	4-8-12	3	0	2	1	0	15
at Oakland*	35	1-3	0-0	0-0	4-14-18	5	4	1	2	0	2
at Cleveland St.*	39	3-8	0-0	4-5	5-7-12	3	1	1	0	0	10
at Y'town St.*	37	6-11	0-2	1-2	2-9-11	0	0	1	2	1	13
Green Bay*	39	2-6	0-0	0-0	3-11-14	4	1	2	0	0	4
Milwaukee*	40	2-5	1-3	2-4	5-8-13	3	1	3	1	1	7
at Northern Ky.*	37	2-7	0-1	5-7	4-7-11	2	0	0	0	0	9
at Wright St.*	30	4-6	0-0	0-0	2-5-7	3	0	1	0	2	8
at UIC*	40	4-8	0-1	2-6	5-13-18	3	1	1	1	2	10

Oakland
Detroit Mercy
HL 1st Round
HL 2nd Round
HL Semis
HL Finals

\* denotes starter

#### CAREER STATS

Season	GP-GS	MIN-Avg	FG	Pct.	3FG	Pct.	FT	Pct.
2017-18	30-0	414-13.8	41-93	.441	4-13	.308	22-29	.759
2018-19	31-25	710-22.9	79-150	.527	7-24	.292	46-65	.708
2019-20	29-26	897-30.9	101-209	.483	1-10	.100	53-99	.535
<b>TOTALS</b>	<b>90-51</b>	<b>2021-22.5</b>	<b>221-452</b>	<b>.489</b>	<b>12-47</b>	<b>.255</b>	<b>121-193</b>	<b>.627</b>

#### REBOUNDS

Season	O-D-REB-AVG.	PF-DQ	AST	TO	BLK	STL	PTS-PPG
2017-18	38-68-106-3.5	46-0	12	20	11	12	108-3.6
2018-19	61-135-196-6.3	51-0	23	28	24	19	211-6.8
2019-20	113-227-340-11.7	76-2	22	49	33	15	256-8.8
<b>TOTALS</b>	<b>212-430-642-7.1</b>	<b>173-2</b>	<b>57</b>	<b>97</b>	<b>68</b>	<b>46</b>	<b>575-6.4</b>

## EARLY SIGNING PERIOD



### SADAIDRIENE HALL

**Nickname:** DayDay

**Forward**  
**6-6 | 200**  
**Sulphur Springs, Texas**  
**Sulphur Springs High School**

#### QUICK NOTES

- Second Team All-State and First Team All-District and All-Region honoree as a junior at Sulphur Springs (Texas) High School after averaging 16 points and 12 rebounds per game
- Shot 65 percent from the floor and 80 percent from the free throw line as a junior.
- Helped Sulphur Springs to a 29-9 record, a second straight district title and the program's first-ever state tournament appearance
- Helped Sulphur Springs go 31-6 his sophomore year with a district title
- Owns career-highs of 38 points and 22 rebounds in a game
- Currently ranked No. 32 in the 2020 class in the state of Texas according to TexasBoysBasketball.com
- Rated the No. 35 player in the state of Texas by Rivals.com after climbing more than 70 spots after his play last summer
- Plays AAU for Dallas Showtime and was named to the Second Team All-UA Rise Team after averaging 17.5 points per game and shooting 63.3 percent from the floor
- Helped Dallas Showtime finish atop the UA Rise 17U Division with a 9-1 record
- Also named First Team Prep Hoops Regional All-American and a Second Team Prep Hoops All-American after helping Showtime to a 15-2 mark on the Prep Hoops Circuit
- Academically has maintained a 3.5 grade point average

#### Coach Rimm on Hall:

"DayDay is a very high motor athlete that I believe Jag Nation will embrace. He's one of the most intense high school players I've seen in a very long time. He's an all around proven winner."

## TEAM IMPACT - CAYDEN BARINGER



### CAYDEN BARINGER

**Nickname:** Cay Jax  
**Dream Vacation Destination:** China  
**Favorite Movie:** Matilda  
**Favorite Food:** Cereal  
**Favorite Athlete:** Steph Curry  
**Super Power You'd Love to Have:** Read Minds

#### QUICK NOTES

Through a partnership with Team IMPACT, 9-year old **Cayden Baringer** signed with the IUPUI basketball team on Dec. 19, 2018 at a ceremony at the IUPUI Athletics Offices. Baringer, a Carmel-native, was diagnosed with Leukodystrophy in 2017.

Leukodystrophies are a group of rare, progressive, metabolic, genetic diseases that affect the brain, spinal cord and often the peripheral nerves. Each type of leukodystrophy is caused by a specific gene abnormality that leads to abnormal development or destruction of the white matter (myelin sheath) of the brain.

Cayden, his mother Cara, and brothers Liam and Lucas, will be frequent guests to IUPUI games, practices and team events now that he's officially signed with the program.



## RECORD BOOKS

### CAREER RECORDS

#### Scoring

Rk.	Pts	Name	Year(s)
1.	2,556	Carlos Knox	1994-98
2.	2,454	Aldray Gibson	1983-87
3.	2,286	Alex Young	2008-12
4.	1,928	Jesse Bingham	1985-89
5.	1,619	George Hill	2004-08
6.	1,558	Jared Lux	1992-95
7.	1,464	Leroy Nobles	2007-11
8.	1,447	Kim King	1978-83
9.	1,395	Todd Schabel	1985-89
10.	1,373	Ron Angevine	1979-83
11.	1,340	Don Carlisle	1997-01
12.	1,319	Brandon Cole	2002-06
13.	1,247	Eric McKay	1982-85
14.	1,182	Charles Price	1997-02
15.	1,170	Odell Bradley	2002-04
16.	1,134	Greg Wright	1987-90
17.	1,131	Robert Glenn	2008-10
18.	1,127	Jeff Roach	1985-88
19.	1,123	Martin Reedus	1987-90
20.	1,103	Bob Woodford	1973-77
<b>21.</b>	<b>1,084</b>	<b>Jaylen Minnett</b>	<b>2017-pr.</b>
22.	1,049	Chad Pate	1991-93
23.	1,042	Darell Combs	2015-17
24.	1,014	Jon Avery	2006-10

#### Three Point Field Goals Made

Rk.	3FG	Name	Year(s)
1.	238	Brandon Cole	2002-06
<b>2.</b>	<b>229</b>	<b>Jaylen Minnett</b>	<b>2017-pres.</b>
3.	215	Rodney Thomas	1996-00
4.	208	Carlos Knox	1994-98
5.	202	Alex Young	2008-12
6.	196	Gary Patterson	2006-09
7.	186	Leroy Nobles	2007-11
	186	Akeem Clark	2003-05
9.	132	Sean Esposito	2009-13

#### Three Point Field Goals Attempted

Rk.	3FGA	Name	Year(s)
1.	673	Brandon Cole	2002-06
<b>2.</b>	<b>654</b>	<b>Jaylen Minnett</b>	<b>2017-pres.</b>
3.	576	Alex Young	2008-12
4.	499	Carlos Knox	1994-98
5.	490	Akeem Clark	2003-05
6.	468	Leroy Nobles	2007-11
7.	459	Gary Patterson	2006-09

#### Rebounds

Rk.	Reb	Name	Year(s)
1.	769	Don Carlisle	1997-01
2.	703	Brandon Cole	2002-06
	703	Jesse Bingham	1985-89
4.	688	Charles Price	1997-02
5.	668	Alex Young	2008-12
<b>6.</b>	<b>642</b>	<b>Elyjah Goss</b>	<b>2017-pr.</b>
7.	639	Tony Long	1987-91
8.	632	Billy Pettiford	2006-10
9.	623	Eric McKay	1982-85
10.	602	Evan Hall	2014-19

#### Blocked Shots

Rk.	Blk	Name	Year(s)
1.	165	Charles Price	1997-02
2.	118	David Dickey	1994-98
3.	100	Robert Glenn	2008-10
4.	93	Evan Hall	2014-19
5.	89	Alex Young	2008-12
6.	88	Mitch Patton	2010-14
7.	83	Billy Pettiford	2006-10
8.	82	Jon Avery	2006-10
9.	71	Angelo Smith	2005-07
<b>10.</b>	<b>68</b>	<b>Elyjah Goss</b>	<b>2017-pr.</b>
11.	66	Marcellus Barksdale	2011-16
t-12.	64	James Booyer	2003-05
t-12.	64	Don Carlisle	1997-01
t-12.	64	Anthony Winburn	1995-97

### SINGLE SEASON RECORDS

#### Total Rebounds

Rk.	Reb	Name	Year
<b>1.</b>	<b>340</b>	<b>Elyjah Goss</b>	<b>2019-20</b>
2.	337	Dale Taylor	1975-76
3.	294	Jesse Bingham	1988-89

#### Rebound Average

Rk.	RPG	Name	Year
1.	12.48	Dale Taylor	1975-76
<b>2.</b>	<b>11.72</b>	<b>Elyjah Goss</b>	<b>2019-20</b>
3.	9.35	Dale Taylor	1976-77
4.	8.94	Eric McKay	1983-84
5.	8.76	Anthony Winburn	1995-96

#### Double-Doubles (D1 era only)

Rk.	DD	Name	Year
1.	12	Odell Bradley	2003-04
<b>2.</b>	<b>11</b>	<b>Elyjah Goss</b>	<b>2019-20</b>
3.	10	Josh Murray	2002-03
4.	9	George Hill	2007-08

#### Threes Made

Rk.	3FG	Name	Year
1.	109	Akeem Clark	2003-04
<b>2.</b>	<b>100</b>	<b>Jaylen Minnett</b>	<b>2019-20</b>
3.	96	Carlos Knox	1997-98
4.	93	Gary Patterson	2007-08
5.	90	Camron Justice	2018-19
<b>6.</b>	<b>85</b>	<b>Marcus Burk</b>	<b>2019-20</b>
7.	84	Bryan Buchanan	2001-02
8.	81	Brandon Cole	2005-06
9.	78	Jaylen Minnett	2018-19
10.	77	Akeem Clark	2004-05
	77	Josh Mullins	2002-03

### SINGLE GAME RECORDS

#### Rebounds

Rk.	Reb	Name	Date
<b>1.</b>	<b>21</b>	<b>Elyjah Goss vs. IUSB</b>	<b>12-10-2019</b>
2.	20	Michael Boles vs. IUSB	3-7-1993
	20	Austris Purvlicis vs. IPFW	1-18-1975
4.	19	Lyonell Gaines vs. IUN	12-11-2012
<b>5.</b>	<b>18</b>	<b>Elyjah Goss at UIC</b>	<b>2-22-2020</b>
	<b>18</b>	<b>Elyjah Goss at Oakland</b>	<b>1-25-2020</b>
	<b>18</b>	<b>Elyjah Goss vs. Y'town St.</b>	<b>12-28-2019</b>
	18	Odell Bradley vs. Ball St.	12-20-2003
	18	Rhett Dallas vs. Ind. Tech	1-23-1993
	18	Jesse Bingham vs. Anderson	11-23-1987
	18	Troy Fitts vs. Marian	2-25-1986
<b>12.</b>	<b>17</b>	<b>Elyjah Goss at Green Bay</b>	<b>1-5-2020</b>
	<b>17</b>	<b>Elyjah Goss at Morehead St.</b>	<b>12-4-2019</b>
	17	D.A. Harvey vs. Ind. Tech	11-28-2001
	17	Tony Long vs. S. Indiana	12-10-1989

#### Blocked Shots

Rk.	Blk	Name	Date
1.	7	John Hester vs. Ind. Tech	1-21-1997
<b>2.</b>	<b>6</b>	<b>Elyjah Goss at Milwaukee</b>	<b>1-3-2020</b>
	6	Charles Price vs. Indiana St.	12-20-2000
	6	Charles Price vs. Wilberforce	11-18-2000
5.	5	16 different times	

#### Three-Point Percentage

Rk.	Pct	Name	Date
1.	100% (6-6)	Todd Schabel vs. Wright St.	2-2-1987
<b>2.</b>	<b>100% (5-5)</b>	<b>Grant Weatherford at Fresno St.</b>	<b>12-20-2019</b>
3.	85.7% (6-7)	Darell Combs vs. Urbana	12-12-2016
	85.7% (6-7)	Darell Combs vs. IPFW	2-27-2016

#### Threes Made in a Game

Rk.	3FG	Name	Date
1.	13	Rodney Thomas vs. Wilberforce	2-24-1997
2.	11	Gary Patterson vs. Southern Utah	1-31-2008
3.	9	Gary Patterson vs. Oral Roberts	2-22-2007
	9	Akeem Clark vs. East Tennessee St.	12-27-2003
	9	Carlos Knox vs. Okla. Panhandle St.	1-5-1998
	9	Nick David vs. Virgin Islands	11-22-1997
<b>7.</b>	<b>8</b>	<b>Jaylen Minnett vs. Green Bay</b>	<b>2-6-2020</b>
	<b>8</b>	<b>Marcus Burk at Oakland</b>	<b>1-25-2020</b>
	8	6 other times	

# LAST FOUR BOX SCORES

## GAME #26 • MILWAUKEE 80, IUPUI 79 (OT) (INDIANAPOLIS - INDIANA FARMERS COLISEUM)

### Milwaukee 80 • 12-13,7-6 Horizo

#	Player	Total		3-Ptr		Rebounds			PF	TP	A TO Blk Stl					Min
		FG-FGA	FG-FGA	FT-FTA	FT-FTA	Off	Def	Tot								
05	C.J. Wilbourn	f	3-4	0-0	2-3	0	2	2	4	8	0	4	0	0	0	20
13	Courtney Brown Jr.	f	4-8	3-6	0-0	1	2	3	3	11	1	1	0	0	0	33
03	Te'Jon Lucas	g	9-19	4-7	9-11	2	10	12	4	31	5	5	0	1	1	35
20	Darius Roy	g	2-8	0-3	0-0	1	4	5	5	4	1	2	0	0	0	24
24	Josh Thomas	g	3-9	0-4	0-0	1	4	5	4	6	3	2	0	2	4	43
01	DeAndre Abram		3-7	2-3	2-2	1	12	13	0	10	0	3	2	1	1	34
02	Harrison Henderson		2-3	0-0	1-2	0	0	0	2	5	0	1	0	0	0	9
10	Arturo Bingham		0-2	0-2	0-0	0	0	0	3	0	1	0	0	1	1	12
12	Amir Allen		1-2	0-0	3-4	3	1	4	1	5	0	4	0	0	0	15
Team						2	3	5			2					
Totals			27-62	9-25	17-22	11	38	49	26	80	11	24	2	5	225	
FG % 1st Half: 15-33		45.5%	2nd half: 11-23		47.8%	OT: 1-6		16.7%	Game: 27-62		43.5%	Deadball				
3FG % 1st Half: 7-16		43.8%	2nd half: 2-7		28.6%	OT: 0-2		0.0%	Game: 9-25		36.0%	Rebounds				
FT % 1st Half: 6-7		85.7%	2nd half: 6-9		66.7%	OT: 5-6		83.3%	Game: 17-22		77.3%	2,1				

### IUPUI 79 • 6-20,2-11 Horizo

#	Player	Total		3-Ptr		Rebounds			PF	TP						Min
		FG-FA	FG-FGA	FT-FTA	FT-FTA	Off	Def	Tot			A	TO	Blk	Stl		
11	KENYON, Brandon	f	1-2	0-1	0-0	0	0	0	2	2	0	1	0	0	6	
13	GOSS, Elijah	f	2-5	1-3	2-4	5	8	13	3	7	1	3	1	1	40	
00	MINNETT, Jaylen	g	8-30	5-19	5-7	0	4	4	3	26	4	4	0	2	44	
14	BURK, Marcus	g	5-20	4-10	9-13	1	3	4	3	23	1	3	1	0	41	
23	WEATHERFORD, Grant	g	4-9	1-3	4-5	1	0	1	5	13	2	1	0	5	34	
01	KEMP, Jakoby		0-0	0-0	1-2	0	0	0	0	1	0	0	0	0	5	
10	DePERSIA, Mike		1-2	1-2	0-0	0	3	3	1	3	3	1	0	3	26	
15	WHITE, Taveion		2-2	0-0	0-2	4	5	9	4	4	1	0	0	1	26	
20	STOLTZ, Sawyer		0-0	0-0	0-0	0	1	1	0	0	0	0	0	0	3	
Team						3	3	6								
Totals			23-70	12-38	21-33	14	27	41	21	79	12	13	2	12	225	
FG % 1st Half: 10-32		31.3%	2nd half: 11-27		40.7%	OT: 2-11		18.2%	Game: 23-70		32.9%	Deadball				
3FG % 1st Half: 5-19		26.3%	2nd half: 6-15		40.0%	OT: 1-4		25.0%	Game: 12-38		31.6%	Rebounds				
FT % 1st Half: 8-8		100.0	2nd half: 12-23		52.2%	OT: 1-2		50.0%	Game: 21-33		63.6%	6				

Officials: Brian Shore,Edwin Young,Tim Stewart

Technical fouls: Milwaukee-None. IUPUI-None.

Attendance: 1007

Score by periods	1st	2nd	OT	Total
Milwaukee	43	30	7	80
IUPUI	33	40	6	79

Last FG - MKE OT-00:07, IUPUI OT-01:15.

Largest lead - MKE by 13 2nd-17:52, IUPUI by 2 2nd-01:44.

MKE led for 38:06. IUPUI led for 02:28. Game was tied for 04:26.

Score tied - 5 times.

Lead changed - 6 times.

Points	In	Off	2nd	Fast	Bench
MKE	Paint	T/O	Chance	Break	
IUPUI	20	29	13	8	20
			15	10	8

## GAME #27 • NORTHERN KENTUCKY 84, IUPUI 70 (HIGHLAND HEIGHTS, KY. - BB&T ARENA)

### IUPUI 70 • 6-21,2-12 Horizo

#	Player	Total		3-Ptr		Rebounds			PF	TP	A					Min
		FG-FTA	FG-FTA	FT-FTA	Off	Def	Tot	To			Bk	Stl				
11	KENYON, Brandon	f	0-2	0-0	0-0	1	1	2	0	0	0	1	0	0	5	
32	GOSS, Elijah	f	2-7	0-1	5-7	4	7	11	2	9	0	0	0	0	37	
00	MINNETT, Jaylen	g	4-15	1-6	0-0	0	1	1	1	9	6	1	0	1	33	
14	BURK, Marcus	g	11-20	2-7	6-6	0	4	4	4	30	3	2	1	2	39	
23	WEATHERFORD, Grant	g	4-9	2-4	0-0	0	3	3	4	10	0	6	0	2	37	
01	KEMP, Jakoby		1-2	0-0	2-3	0	2	2	3	4	0	1	0	0	11	
10	DePERSIA, Mike		3-3	1-1	1-2	1	1	2	5	8	4	2	0	2	22	
15	WHITE, Taveion		0-1	0-0	0-0	2	1	3	4	0	0	1	0	0	15	
20	STOLTZ, Sawyer		0-0	0-0	0-0	0	0	0	0	0	0	0	0	0	1	
Team						3	0	3			1					
Totals			25-59	6-19	14-18	11	20	31	23	70	13	15	1	7	200	
FG % 1st Half: 13-33		39.4%	2nd half: 12-26		46.2%	Game: 25-59		42.4%	Deadball							
3FG % 1st Half: 4-13		30.8%	2nd half: 2-6		33.3%	Game: 6-19		31.6%	Rebounds							
FT % 1st Half: 9-12		75.0%	2nd half: 5-6		83.3%	Game: 14-18		77.8%	3							

### Northern Ky. 84 • 19-7,11-3 Horizo

#	Player		Total		3-Ptr		Rebounds			PF	TP	A					Min
			FG-FGA	FG-FGA	FT-FTA	Off	Def	Tot	To			Bk	Stl				
00	Silas Adheke	f	1-4	0-1	1-2	3	5	8	1	3	0	1	1	0	13		
11	Jalen Tate	f	10-14	2-4	9-11	1	5	6	1	31	7	3	0	6	33		
05	Bryson Langdon	g	2-7	1-3	0-0	0	0	0	3	5	1	3	0	0	24		
12	Trevon Faulkner	g	4-8	2-4	4-7	0	3	3	4	14	2	1	0	2	35		
15	Tyler Sharpe	g	4-7	3-5	2-4	0	3	3	1	13	2	1	0	1	32		
01	Adham Eleeda		1-2	1-2	0-0	0	1	1	1	3	0	0	0	0	5		
02	Paul Djoko		0-1	0-0	0-2	0	0	0	0	0	0	1	0	1	9		
03	Tre Cobbs		0-0	0-0	2-2	0	1	1	2	2	2	1	0	0	7		
04	Adrian Nelson		4-6	0-0	3-4	1	5	6	2	11	0	1	1	0	28		
14	Karl Harris		1-1	0-0	0-0	0	0	0	2	2	0	0	0	0	1		
30	Bryant Mocaby		0-1	0-0	0-0	3	0	3	0	0	1	0	0	0	13		
Team						1	1	2									
Totals				27-51	9-19	21-32	9	24	33	17	84	15	12	2	10	200	
FG % 1st Half: 16-30 53.3% 2nd half: 11-21 52.4% Game: 27-51 52.9% Deadball																	
3FG % 1st Half: 5-11 45.5% 2nd half: 4-8 50.0% Game: 9-19 47.4% Rebounds																	
FT % 1st Half: 5-7 71.4% 2nd half: 16-25 64.0% Game: 21-32 65.6% 6																	

Officials: Peter Juzenas,Brian McNutt,Courtney Green

Technical fouls: IUPUI-None. Northern Ky.-Adrian Nelson.

Attendance: 3013

Score by periods	1st	2nd	Total
IUPUI	39	31	70
Northern Ky.	42	42	84

Last FG - IUPUI 2nd-01:16, NKU 2nd-00:11.

Largest lead - IUPUI by 12 1st-07:48, NKU by 14 2nd-09:44.

IUPUI led for 09:21. NKU led for 29:45. Game was tied for 00:52.

Score tied - 4 times.

Lead changed - 8 times.

Points	In	Off	2nd	Fast	Bench
IUPUI	Paint	T/O	Chance	Break	
NKU	26	20	12	12	12
	34	16	1	19	8

## GAME #28 • WRIGHT STATE 106, IUPUI 66 (DAYTON, OHIO - NUTTER CENTER)

### IUPUI 66 • 6-22, 2-13 HL

#	Player	*	Total		3-Ptr		Rebounds			PF	TP	A TO Blk Stl				Min
			FG-FGA	FG-FGA	FT-FTA	FT-FTA	Off	Def	Tot							
01	KEMP, Jakoby	*	3-4	1-1	1-1	0	1	1	2	8	1	3	0	0	0	12
10	DePERSIA, Mike	*	1-3	0-0	0-0	3	0	3	2	2	2	1	0	0	0	21
14	BURK, Marcus	*	6-22	1-6	6-8	0	3	3	2	19	1	2	0	2	33	
20	TYSON, Zo	*	0-3	0-0	0-0	3	1	4	4	0	0	0	1	0	0	12
32	GOSS, Elyjah	*	4-6	0-0	0-0	2	5	7	3	8	0	0	1	0	2	30
01	MINNETT, Jaylen	*	6-20	6-15	0-0	0	1	1	0	18	2	5	0	2	35	
11	KENDON, BRANDON	*	1-1	0-0	0-0	0	0	0	2	2	0	1	0	0	6	36
12	TAYLOR, Marlon	*	0-0	0-0	0-0	0	1	1	0	0	2	0	0	0	0	3
15	WHITE, Taveion	*	1-3	0-0	0-2	3	1	4	3	2	0	1	0	1	1	17
20	STOLTZ, Sawyer	*	0-0	0-0	0-0	0	0	0	0	0	0	0	0	0	0	1
23	WEATHERFORD, Grant	*	3-9	1-2	0-0	1	5	6	3	7	3	1	0	2	30	
Team						3	0	3								
Totals				25-71	9-24	7-11	15	18	33	21	66	11	15	1	9	200
FG % 1st Half: 9-35			25.7%	2nd half: 16-36	44.4%	Game: 25-71			35.2%	Deadball Rebound 2						
3FG % 1st Half: 4-12			33.3%	2nd half: 5-12	41.7%	Game: 9-24			37.5%							
FT % 1st Half: 1-4			25.0%	2nd half: 6-7	85.7%	Game: 7-11			63.6%							