



2021-2022 IUPUI BASKETBALL GAME NOTES

IUPUI

SCHEDULE/RESULTS

(1-16, 0-7 HORIZON)

| Date | Opponent | Result/Time |
|---------|-------------------------------|-------------|
| Nov. 3 | # Anderson (ESPN+) | W, 74-60 |
| Nov. 9 | at Butler (FS1 Whiparound) | L, 47-56 |
| Nov. 11 | at Evansville (ESPN3) | L, 40-60 |
| Nov. 15 | ^ vs. Denver | L, 47-63 |
| Nov. 16 | ^ vs. Texas A&M-CC | L, 59-65 |
| Nov. 17 | ^ at UTSA | L, 57-60 |
| Nov. 23 | Spalding Univ. (ESPN+) | W, 61-41 |
| Dec. 2 | *Detroit Mercy (ESPN+) | L, 45-69 |
| Dec. 4 | *Oakland (ESPN+) | L, 45-78 |
| Dec. 10 | at Tennessee State (ESPN+) | L, 44-70 |
| Dec. 16 | Chicago State (ESPN+) | L, 55-61 |
| Dec. 21 | Morehead State (ESPN+) | L, 52-80 |
| Dec. 30 | *Cleveland State (ESPN+) | canceled |
| Jan. 1 | *Purdue Fort Wayne (ESPN+) | canceled |
| Jan. 6 | *at Northern Kentucky (ESPN+) | canceled |
| Jan. 8 | *at Wright State (ESPN+) | L, 58-72 |
| Jan. 10 | *UIC (ESPN+) | L, 65-67 |
| Jan. 13 | *at Green Bay (ESPN+) | L, 54-69 |
| Jan. 15 | *at Milwaukee (ESPN+) | L, 54-89 |
| Jan. 18 | at #19/18 Ohio State (BTN) | L, 37-83 |
| Jan. 20 | *Wright State (ESPN+) | L, 45-73 |
| Jan. 22 | *Northern Ky. (ESPN+) | 12:00 pm |
| Jan. 24 | Brescia | 7:00 pm |
| Jan. 27 | *at Oakland (ESPN+) | 7:00 pm |
| Jan. 29 | *at Detroit Mercy (ESPN+) | 1:00 pm |
| Feb. 3 | *Youngstown State (ESPN+) | 7:00 pm |
| Feb. 5 | *Robert Morris (ESPN+) | 12:00 pm |
| Feb. 10 | *at Purdue Fort Wayne (ESPN+) | 7:00 pm |
| Feb. 12 | *at Cleveland State (ESPN+) | 3:00 pm |
| Feb. 14 | *at UIC (ESPN+) | 8:00 pm |
| Feb. 17 | *at Robert Morris (ESPN+) | 7:00 pm |
| Feb. 19 | *at Youngstown State (ESPN+) | 2:00 pm |
| Feb. 24 | *Milwaukee (ESPN+) | 8:00 pm |
| Feb. 26 | *Green Bay (ESPN+) | tba |
| Mar. 1 | & HL Tourney - 1st Round | tba |
| Mar. 3 | & HL Tourney - Quarterfinals | tba |
| Mar. 7 | & HL Tourney - Semifinals | tba |
| Mar. 8 | & HL Tourney - Championship | tba |

home games listed in **bold**

* denotes Horizon League games

^ 210 San Antonio Shootout (San Antonio, Texas)

& denotes Horizon League Tournament games (quarterfinals on campus sites / semis and finals in Indy)

MEDIA COVERAGE

TV: ESPN+

Greg Rakestraw (pxp); Bob Lovell (analyst)

Video Stream: ESPN+

Live Stats: IUPUIJags.com

Twitter: @IUPUIJaguars / @IUPUIMensBball

MBB CONTACT

Ed Holdaway - IUPUI Assistant AD

Email: eholdawa@iupui.edu

Twitter: @EdHoldaway

Cell: 317-908-2645

'03 NCAA TOURNAMENT, 2010 CBI, 2019 CIT

IUPUI (1-16, 0-7 HL) vs. NORTHERN KY. (7-9, 3-4 HL)

January 22, 2022 - 12:00 p.m. | Indianapolis, Ind. | Indiana Farmers Coliseum (6,800)

STAT BREAKDOWN

| IUPUI | | | | NORSE | | | |
|-------------|----------------|-----|-----|-------------|----------------|-----|-----|
| NET | KenPom | RPI | BPI | NET | KenPom | RPI | BPI |
| 358 | 358 | 358 | 357 | 285 | 244 | 304 | 256 |
| 50.9 | | | | 69.4 | | | |
| 68.0 | | | | 69.3 | | | |
| -17.1 | | | | +0.1 | | | |
| .374 | | | | .400 | | | |
| .447 | | | | .447 | | | |
| 30.5 (-2.3) | | | | 37.1 (+1.1) | | | |
| .274 | | | | .329 | | | |
| .356 | | | | .310 | | | |
| .667 | | | | .657 | | | |
| 9.8 | | | | 13.6 | | | |
| 16.6 (-3.4) | | | | 13.6 (+0.9) | | | |
| | PPG | | | | PPG | | |
| | Opp. PPG | | | | Opp. PPG | | |
| | Scoring Margin | | | | Scoring Margin | | |
| | FG% | | | | FG% | | |
| | Opp. FG% | | | | Opp. FG% | | |
| | RPG (Margin) | | | | RPG (Margin) | | |
| | 3FG% | | | | 3FG% | | |
| | Opp. 3FG% | | | | Opp. 3FG% | | |
| | FT% | | | | FT% | | |
| | Assists/G | | | | Assists/G | | |
| | TO/G (Margin) | | | | TO/G (Margin) | | |

SERIES BREAKDOWN

| | |
|-------------------|--|
| Overall: | 4-9 |
| Crenshaw vs. NKU: | 0-0 |
| at NKU: | 2-6 |
| at IUPUI: | 2-3 |
| neutral: | 0-0 |
| Last Meeting: | Jan. 16, 2021 |
| Outcome: | IUPUI 65, NKU 63 (Highland Heights, Ky.) |
| Streak: | IUPUI has won 2 |

Opponent Stat Leaders

| | |
|-----------------|----------------------------|
| Points: | Marques Warrick (14.3 ppg) |
| Rebounds: | Adrian Nelson (8.5 rpg) |
| Assists: | Sam Vinson (3.4 apg) |
| Threes Made: | Warrick/Faulkner (32) |
| Blocked Shots: | Chris Brandon (11) |
| Steals: | Sam Vinson (35) |
| Minutes Played: | Sam Vinson (32.9 mpg) |

THE JAGUARS

PROBABLE STARTERS (based on last game)

| No. | Name | Yr. | Pos. | Ht. | Hometown | PPG | RPG | APG | FG% | 3FG% | FT% |
|-----|--------------------|-----|------|------|-------------------|------|-----|-----|------|------|------|
| 00 | B.J. Maxwell | Gr. | G/F | 6-5 | Austin, Texas | 10.9 | 4.4 | 0.7 | .331 | .238 | .822 |
| 5 | Nathan McClure | Jr. | G | 6-4 | Houston, Texas | 4.2 | 4.1 | 1.1 | .362 | .238 | .846 |
| 10 | Mike DePersia | Jr. | G | 5-11 | Cherry Hill, N.J. | 4.6 | 2.3 | 2.4 | .409 | .478 | .571 |
| 25 | Boston Stanton III | Fr. | G | 6-5 | Denver, Colo. | 4.4 | 1.8 | 1.3 | .231 | .250 | .625 |
| 24 | Jonah Carrasco | Sr. | F | 6-9 | Wichita, Kan. | 3.9 | 3.4 | 0.3 | .471 | --- | .543 |

OFF THE BENCH

| | | | | | | | | | | | |
|----|----------------|-----|-----|------|---------------------|-----|-----|-----|------|------|------|
| 1 | KJ Pruitt | Fr. | G | 6-4 | Lewisville, Texas | 5.0 | 3.1 | 1.8 | .413 | .286 | .615 |
| 2 | Bobby Harvey | Sr. | G | 6-3 | Chicago, Ill. | 4.2 | 2.6 | 0.8 | .271 | .323 | .667 |
| 4 | Bakari LaStrap | So. | G | 6-0 | Houston, Texas | 6.8 | 1.6 | 2.1 | .440 | .438 | .656 |
| 12 | Azariah Seay | Sr. | G | 6-4 | Montgomery, Ala. | 6.4 | 2.9 | 0.7 | .371 | .186 | .789 |
| 23 | Chuks Isitua | Fr. | F/C | 6-11 | Lagos, Nigeria | 4.1 | 2.2 | 0.2 | .609 | --- | .520 |
| 33 | Dimitar Pandev | Sr. | F | 6-10 | Strumica, Macedonia | 2.6 | 1.8 | 0.4 | .469 | .333 | .615 |

QUICK HITTERS

IUPUI comes in amidst an 11-game losing streak and still seeking a first win against a Division I opponent this season. The offense has been the primary culprit as the Jaguars rank at the bottom of D1 schools, tallying 50.9 points per game.

After not allowing an opponent to shoot better than 50 percent in the season's first 14 games, IUPUI's most recent three opponents have all shot above 50 percent. During that span, IUPUI's foes have shot a combined 56.8 percent from the floor and 47.0 percent from three-point range and averaged 81.7 points per game.

It's not unfair to say the trio of **Bakari LaStrap**, **Mike DePersia** and **Chuks Isitua** have been IUPUI's top players of late. LaStrap has hit for double-digits in five of the team's last seven games and Isitua has hit 9-of-12 field goal attempts and is averaging 6.3 points over IUPUI's last three games. DePersia has made at least one three in each of IUPUI's last four games, shooting 6-of-9 from three-point range during that span and is scoring 6.3 points per game over the past four.

With a rash of injuries in December, the IUPUI starting lineup and rotations has become a patchwork chore for first year head coach Matt Crenshaw. Of the 11 players who have seen action this season, 10 have started at least one game this season. Freshman **Boston Stanton III** is the lone IUPUI player to have started all 17 games and **Dimitar Pandev** is the lone player to have not started a game.

Of IUPUI's 11 active players, 10 have scored in double-figures in at least one game this season with senior **Jonah Carrasco** adding his name to that list on Jan. 10. Carrasco had a perfect shooting night, hitting all four field goals and both of his free throws in tallying a career-high 10 points against UIC. The only player to have not scored in double-digits this season is junior guard **Mike DePersia**.

Maxwell leads IUPUI in scoring (10.9 ppg), rebounding (4.4 rpg), minutes played (31.5 mpg), free throw percentage (82.2%) and threes made (19). Maxwell has led IUPUI in scoring nine times this year and had a career-high 20 points (6-11 FG, 3-4 3's, 5-5 FT) against Chicago State on Dec. 16.

The IUPUI basketball team had a 3.23 grade point average for the fall with 10 of the 14 team members notching a 3.0 or better. **Nathan McClure** had a perfect 4.0 in the fall and Stanton had a 3.95 mark. As a team, the Jaguars currently have a cumulative 3.37 team GPA.

2021-2022 ROSTER

NUMERIC ROSTER

| ## | Name | Pos. | Ht. | Wt. | Yr. | Hometown/High School (Previous) |
|----|--------------------|------|------|-----|-----|---|
| 00 | B.J. Maxwell | G/F | 6-5 | 200 | Gr. | Austin, Texas/LBJ (St. Edward's (Tex.) Univ.) |
| 1 | KJ Pruitt | G | 6-4 | 203 | Fr. | Lewisville, Texas/Sunrise Christian Academy |
| 2 | Bobby Harvey | G | 6-3 | 200 | Sr. | Chicago, Ill./Hillcrest (Wabash Valley (Ill.) College) |
| 4 | Bakari LaStrap | G | 6-0 | 170 | So. | Houston, Texas/The Woodlands Christian Academy |
| 5 | Nathan McClure | G | 6-4 | 175 | Jr. | Houston, Texas/Concordia Lutheran (State Fair (Mo.) C.C.) |
| 10 | Mike DePersia | G | 5-11 | 175 | Jr. | Cherry Hill, N.J./Haddonfield Memorial |
| 11 | Kaleb Edwards | G | 6-3 | 175 | Fr. | Fishers, Ind./Guerin Catholic |
| 12 | Azariah Seay | G | 6-4 | 195 | Sr. | Montgomery, Ala./Robert E. Lee (Blinn (Texas) College) |
| 15 | Zach Gunn | F | 6-6 | 210 | Gr. | Fishers, Ind./Hamilton Southeastern (Ball State) |
| 20 | Derek Petersen | G | 6-2 | 175 | Fr. | Greenwood, Ind./Greenwood Christian (Hope College) |
| 23 | Chuks Isitua | F/C | 6-11 | 220 | Fr. | Lagos, Nigeria/Jack Yates (Tex.) |
| 24 | Jonah Carrasco | F | 6-9 | 220 | Sr. | Wichita, Kan./Wichita North (Otero (Colo.) J.C.) |
| 25 | Boston Stanton III | G | 6-5 | 190 | Fr. | Denver, Colo./Denver East |
| 33 | Dimitar Pandev | F | 6-10 | 225 | Sr. | Strumica, Macedonia/The Skill Factory (Ga.) (Clarendon College) |

Head Coach: Matt Crenshaw (1st season as HC - IUPUI, '04; 13th season at IUPUI)

Assistant Coach: Antwain Banks (1st season - IU Southeast, '04)

Assistant Coach: Tommy Strine (1st season - IPFW, '14)

Assistant Coach: Roy Hairston (3rd season - Purdue, '97)

Director of Operations: Aaron Evans (3rd season - Marian, '14)

ROSTER BREAKDOWNS

BY CLASS-

Freshmen: 5

Juniors: 2

Grads: 2

Sophomores: 1

Seniors: 4

BY PRIMARY POSITION-

Guards: 10

Centers: 0

Forwards: 4

BY HOME STATE/COUNTRY-

Texas: 4

Indiana: 3

Illinois/Alabama/Colorado/Kansas/

New Jersey/Macedonia/Nigeria: 1

PRONUNCIATION GUIDE

Jonah **CARRASCO** (cuh-RASS-ko)

CHUKS (CHOOKS) **ISITUA** (ee-see-TOO-uh)

DIMITAR (DIM-ee-tar) **PANDEV** (PAN-dev)

AZARIAH (AZ-uh-rye-uh) **SEAY** (SAY)

RADIO / TV ROSTER




#00 - B.J. MAXWELL

6-5 // Gr. // G/F

Austin, Texas

Public Relations MA




#1 - KJ PRUITT

6-4 // Fr. // G

Lewisville, Texas

Sports Management



#2 - BOBBY HARVEY

6-3 // Sr. // G

Chicago, Ill.

General Studies



#4 - BAKARI LaSTRAP

6-0 // Soph. // G

Houston, Texas

Business



#5 - NATHAN McCLURE

6-4 // Jr. // G

Houston, Texas

General Studies



#10 - MIKE DePERSIA

5-11 // Jr. // G

Cherry Hill, N.J.

Finance



#11 - KALEB EDWARDS

6-3 // Fr. // G

Fishers, Ind.

Business



#12 - AZARIAH SEAY

6-4 // Sr. // G

Montgomery, Ala.

General Studies



#15 - ZACH GUNN

6-6 // Gr. // F

Fishers, Ind.

Organizational Leadership MS



#20 - DEREK PETERSEN

6-2 // R-Fr. // G

Greenwood, Ind.

Computer Engineering



#23 - CHUKS ISITUA

6-11 // Fr. // F/C

Lagos, Nigeria

OLS




#24 - JONAH CARRASCO

6-9 // Sr. // F

Wichita, Kan.

General Studies



#25 - BOSTON STANTON III

6-5 // Fr. // G

Denver, Colo.

Psychology



#33 - DIMITAR PANDEV

6-10 // Sr. // F

Strumica, Macedonia

General Studies



MATT CRENSHAW

Head Coach

13th season at IUPUI

1st season as HC



ANTWAIN BANKS

Assistant Coach

1st season



TOMMY STRINE

Assistant Coach

1st season



ROY HAIRSTON

Assistant Coach

3rd season

POLLS

ASSOCIATED PRESS

Week 11 - Jan. 17

| Rank | Team (1st) |
|------|-------------------|
| 1. | Gonzaga (25) |
| 2. | Auburn (36) |
| 3. | Arizona |
| 4. | Purdue |
| 5. | Baylor |
| 6. | Duke |
| 7. | Kansas |
| 8. | Wisconsin |
| 9. | UCLA |
| 10. | Houston |
| 11. | Villanova |
| 12. | Kentucky |
| 13. | LSU |
| 14. | Michigan State |
| 15. | Iowa State |
| 16. | USC |
| 17. | Illinois |
| 18. | Texas Tech |
| 19. | Ohio State |
| 20. | Xavier |
| 21. | Providence |
| 22. | Loyola Chicago |
| 23. | Texas |
| 24. | Tennessee |
| 25. | UConn |

COACHES

Week 11 - Jan. 17

| Rank | Team (1st) |
|------|----------------|
| 1. | Gonzaga (23) |
| 2. | Auburn (8) |
| 3. | Arizona (1) |
| 4. | Purdue |
| 5. | Duke |
| 6. | Baylor |
| 7. | Kansas |
| 8. | Wisconsin |
| 9. | UCLA |
| 10. | Houston |
| 11. | Villanova |
| 12. | Kentucky |
| 13. | Michigan State |
| 14. | Iowa State |
| 15. | USC |
| 16. | LSU |
| 17. | Illinois |
| 18. | Ohio State |
| 19. | Texas Tech |
| 20. | Xavier |
| 21. | Providence |
| 22. | Texas |
| 23. | Colorado State |
| 24. | Loyola Chicago |
| 25. | Tennessee |
| | UConn |

MID-MAJOR TOP 25

January 17

| Rk | Team (1st) | Record | Pts. | Prev. | Conf. |
|----|--------------------|--------|------|-------|------------------|
| 1 | Gonzaga (31) | 14-2 | 775 | 1 | West Coast |
| 2 | Loyola Chicago | 13-2 | 740 | 2 | Missouri Valley |
| 3 | BYU | 15-4 | 703 | 3 | West Coast |
| 4 | Iona | 14-3 | 629 | 5 | Metro Atlantic |
| 5 | Murray State | 14-2 | 621 | 9 | Ohio Valley |
| 6 | Ohio | 13-2 | 583 | 7 | Mid-American |
| 7 | San Francisco | 15-3 | 574 | 4 | West Coast |
| 8 | Saint Mary's | 13-4 | 543 | 8 | West Coast |
| 9 | New Mexico State | 15-2 | 520 | 10 | Western Athletic |
| 10 | South Dakota State | 15-4 | 472 | 12 | Summit |
| 11 | Belmont | 13-4 | 442 | 6 | Ohio Valley |
| 12 | Oakland | 13-4 | 434 | 15 | Horizon |
| 13 | Chattanooga | 14-4 | 404 | 11 | Southern |
| 14 | Grand Canyon | 14-2 | 386 | 14 | Western Athletic |
| 15 | Toledo | 13-4 | 348 | 17 | Mid-American |
| 16 | Drake | 12-5 | 303 | 16 | Missouri Valley |
| 17 | James Madison | 11-3 | 209 | 19 | Colonial |
| 18 | Vermont | 11-4 | 206 | NR | America East |
| 19 | Missouri State | 13-6 | 161 | NR | Missouri Valley |
| 20 | Wagner | 9-2 | 147 | 25 | Northeast |
| 21 | Monmouth | 10-5 | 109 | 13 | Metro Atlantic |
| 22 | Cleveland State | 11-4 | 106 | 21 | Horizon |
| 23 | Santa Clara | 10-5 | 105 | 18 | West Coast |
| 24 | Princeton | 13-3 | 74 | NR | Ivy League |
| 25 | Liberty | 12-6 | 68 | NR | ASUN |

HORIZON LEAGUE PRESEASON POLLS

PL. School (1st-place) - Votes

| | |
|-----|-----------------------------|
| 1. | Cleveland State (30) - 502 |
| 2. | Wright State (9) - 463 |
| 3. | Northern Kentucky (1) - 406 |
| 4. | Milwaukee (2) - 396 |
| 5. | Detroit Mercy (2) - 350 |
| 6. | Oakland - 340 |
| 7. | Youngstown State - 214 |
| 8. | UIC - 204 |
| 9. | Purdue Fort Wayne - 169 |
| 10. | Robert Morris - 157 |
| 11. | Green Bay - 146 |
| 12. | IUPUI - 85 |

Preseason POTY: Antoine Davis, Detroit Mercy

First Team (alphabetical order by school)

Torrey Patton, Cleveland State
Antoine Davis, Detroit Mercy
Patrick Baldwin Jr., Milwaukee
Jalen Moore, Oakland
Grant Basile, Wright State

Second Team (alphabetical order by school)

DeAndre Gholston, Milwaukee
Trevon Faulkner, Northern Kentucky
Marques Warrick, Northern Kentucky
Jarred Godfrey, Purdue Fort Wayne
Tanner Holden, Wright State

HORIZON LEAGUE

HORIZON LEAGUE STANDINGS

through games on Jan. 20

| Team | Overall (Pct.) | HL (Pct.) |
|-------------------|--------------------|-------------------|
| Cleveland State | 11-4 (.733) | 7-1 (.875) |
| Oakland | 13-5 (.722) | 7-1 (.875) |
| Wright State | 10-8 (.556) | 7-2 (.778) |
| Milwaukee | 7-12 (.368) | 5-5 (.500) |
| Youngstown State | 10-8 (.556) | 4-4 (.500) |
| Purdue Fort Wayne | 9-8 (.529) | 4-4 (.500) |
| Detroit Mercy | 5-10 (.333) | 3-3 (.500) |
| Northern Kentucky | 7-9 (.438) | 3-4 (.429) |
| UIC | 7-9 (.438) | 3-4 (.429) |
| Green Bay | 4-13 (.235) | 3-5 (.375) |
| Robert Morris | 3-14 (.176) | 1-7 (.125) |
| IUPUI | 1-16 (.059) | 0-7 (.000) |

HORIZON LEAGUE SCHEDULE

| Date | Game | Time |
|------|-------------------------------------|------|
| 1/22 | Northern Ky. at IUPUI | 12pm |
| | Detroit Mercy at Milwaukee | 3pm |
| | Oakland at Green Bay | 7pm |
| | Wright St. at UIC | 8pm |
| 1/23 | Youngstown St. at Purdue Fort Wayne | 12pm |
| | Robert Morris at Cleveland St. | 3pm |
| 1/27 | Milwaukee at Robert Morris | 7pm |
| | Green Bay at Youngstown St. | 7pm |
| | IUPUI at Oakland | 7pm |
| | UIC at Detroit Mercy | 7pm |
| 1/28 | Purdue Fort Wayne at Northern Ky. | 7pm |
| | Cleveland St. at Wright St. | 9pm |
| 1/29 | IUPUI at Detroit Mercy | 1pm |
| | Milwaukee at Youngstown St. | 2pm |
| | UIC at Oakland | 3pm |
| | Green Bay at Robert Morris | 7pm |
| 1/30 | Purdue Fort Wayne at Wright St. | 2pm |
| | Cleveland St. at Northern Kentucky | 2pm |
| 2/3 | Oakland at Northern Kentucky | 7pm |
| | Youngstown St. at IUPUI | 7pm |
| | Detroit Mercy at Wright St. | 7pm |
| | Robert Morris at UIC | 8pm |
| 2/4 | Milwaukee at Purdue Fort Wayne | 7pm |
| | Green Bay at Cleveland St. | 7pm |
| 2/5 | Robert Morris at IUPUI | 12pm |
| | Youngstown St. at UIC | 2pm |
| | Detroit Mercy at Northern Ky. | 7pm |
| | Oakland at Wright St. | 7pm |
| 2/6 | Green Bay at Purdue Fort Wayne | 2pm |
| | Milwaukee at Cleveland St. | 3pm |
| 2/10 | UIC at Cleveland St. | 7pm |
| | IUPUI at Purdue Fort Wayne | 7pm |
| 2/11 | Detroit Mercy at Youngstown St. | 7pm |
| | Oakland at Robert Morris | 7pm |
| | Northern Kentucky at Green Bay | 8pm |
| | Wright St. at Milwaukee | 8pm |
| 2/12 | IUPUI at Cleveland St. | 3pm |
| | UIC at Purdue Fort Wayne | 7pm |

IUPUI IN HORIZON LEAGUE STATS

through games on Jan. 20 [denotes NCAA ranking]

| Category | HL [Nat Rk.] | Stat |
|----------------------|--------------|------------|
| Scoring | 12th | 50.88 ppg |
| Scoring Defense | 2nd | 68.00 ppg |
| Scoring Margin | 12th | -17.12 ppg |
| Free Throw % | 10th | 66.7% |
| Field Goal % | 12th | 37.4% |
| Field Goal % Def. | 6th | 44.7% |
| 3Pt Field Goal % | 11th | 27.4% |
| 3Pt Field Goal % Def | 11th | 35.6% |
| Rebounding Offense | 12th | 30.47 rpg |
| Rebounding Defense | 2nd | 32.82 rpg |
| Rebounding Margin | 9th | -2.35 rpg |
| Blocked Shots | 11th | 2.06 bpg |
| Assists | 12th | 9.82 apg |
| Steals | 10th | 5.24 spg |
| Turnover Margin | 11th | -3.41 to/g |
| Turnovers | 12th | 16.65 to/g |
| Assist/TO Ratio | 12th | 0.59 a/to |
| Offensive Rebounds | 5th | 9.88 rpg |
| Defensive Rebounds | 12th | 20.59 rpg |
| Offensive Reb. Pct. | 5th | 30.3% |
| Defensive Reb. Pct. | 11th | 67.2% |
| 3FG Made | 12th | 5.12/game |

Category Rank Stat

| | | |
|----------------------|-------|----------|
| Blocked Shots | | |
| Jonah Carrasco | t-9th | 0.71 bpg |

Minutes Played

| | | |
|--------------|------|-----------|
| B.J. Maxwell | 15th | 31.42 mpg |
|--------------|------|-----------|

AGAINST THE NORSE

IUPUI earned a series sweep over the Norse last season at BB&T Arena, winning on Jan. 15 by a 74-69 score and following with 65-63 the following night.

Returners who played a key role in the sweep included Nathan McClure (11 pts, 6 reb in two games), Mike DePersia (10 pts, 6 reb, 4 ast in two games), Bobby Harvey (13 pts, 6 reb in two games) and Azariah Seay (8 pts in two games).

The two wins marked IUPUI's first-ever road wins over the Norse.

WRIGHT STATE TIP-INS

IUPUI allowed a monster 22-1 run late in the first half to break a 17 all tie as the Raiders raced to an over-sized halftime lead and cruise from there... sophomore Bakari LaStrap hit for double-digits for the fifth time in seven games with a team-high 10 points and career-high six rebounds off the bench... Jonah Carrasco had seven points and four boards and B.J. Maxwell finished with seven points and five rebounds... IUPUI finished with just seven healthy bodies as Nathan McClure left early in the second half to an injury and Chuks Isitua fouled out... Grant Basile scored 17 of his game-high 20 points in the opening half, including eight during the Raiders' 22-1 run.

ANOTHER ADDITION

IUPUI will add another quick turnaround home game as the Jaguars have scheduled a game with Brescia for Monday, Jan. 24 inside the Jungle. It will mark just the second meeting all-time between the teams as IUPUI defeated Brescia 120-76 on Dec. 16, 1989 at the DePauw University Tourney in Greencastle. Martin Reedus led five Metros in double-digits with 18 points, followed by Greg Wright (17), Eric Foster (15), Tony Long (13) and Ed Zello (10).

There will be no broadcast for Monday's game and admission will be free of charge.

PG PLAY

IUPUI's two point guards have both stepped up their play of late as sophomore Bakari LaStrap has scored in double-digits in five of IUPUI's last seven games, including a career-high 16 against UIC on Jan. 10. The past seven games, LaStrap is averaging 9.9 points per game and shooting 51 percent from the floor.

In addition, junior Mike DePersia is rounding back into form after suffering an injury earlier this season. The past three games, DePersia has played 29.7 minutes per game while averaging 7.3 points, 3.3 rebounds and 2.0 assists per game. In addition, he's hit 5-of-7 from three over the past two games and is now shooting 47.8 percent from deep this season. For the year, DePersia has a 2.42 assist/turnover ratio, delivering 29 assists against just 12 miscues.

THREE-HEADED MONSTER

IUPUI has used a trio of bodies in the middle this season in Jonah Carrasco, Chuks Isitua and Dimitar Pandev. Collectively, the group is averaging 10.6 points, 7.4 rebounds and 1.2 blocked shots per game while shooting 52 percent (67-of-129) from the field.

THIN ON NUMBERS

IUPUI entered the season thin on numbers with Zach Gunn suffering a season ending injury in the preseason and two others, Kaleb Edwards and Derek Petersen, intending to redshirt.

That said, it's been a nine-man bunch for Coach Crenshaw of late with both K.J. Pruitt and Bobby Harvey currently sidelined due to injury. Pruitt is expected to miss the remainder of the season after suffering an injury against Chicago State on Dec. 16. Harvey hasn't suited up since suffering an injury during pregame warmups prior to the game against Morehead State on Dec. 21.

All total, IUPUI has had four different players (DePersia, Maxwell, Harvey and Pruitt) miss at least one game this season due to injury.

TAP INTO THE RESERVES

With IUPUI's scoring coming via committee, IUPUI is averaging 19.8 points per game off the bench this season. IUPUI has received 10-or-more points from its bench in every game this season and has had a season-high 30 points twice, including at Milwaukee on Jan. 15.

CRAFTY VETERAN

Maxwell is an interesting case study in today's new world of college basketball as he's entering his seventh year of college this season. After redshirting his opening season (2015-16) at Abilene Christian, he played three full seasons at ACU before transferring out for a fifth season. He played just two games at Detroit Mercy in 2019-20 before suffering a season ending injury and receiving another season of eligibility. He spent all of last season at Saint Edward's University in Austin, Texas, where he averaged 18.6 points and 5.3 boards per game while earning NABC Second Team All-District honors.

After all NCAA student-athletes were granted an additional year of eligibility due to COVID-19 issues, Maxwell opted to join the IUPUI program for a seventh season of schooling. He enters this season having played 94 collegiate basketball games and having scored 758 points across both NCAA Division I and II levels.

CHASING 1,000

Maxwell's journey has spanned four schools in three different states at both the Division I and Division II levels, but through it all, he's closing in on 1,000 collegiate points. Maxwell has 932 collegiate points entering play - 385 at Abilene Christian, 2 at Detroit Mercy, 371 at St. Edward's University and 174 this season at IUPUI.

OFFENSE IS OFFENSIVE

IUPUI is currently last in the nation in scoring offense (50.9 ppg) and 344th of 350 teams in turnovers per game (16.6 to/gm). IUPUI's shooting has been ugly as well as the Jags are 349th nationally at 37.4 percent from the field.

UNIVERSITY QUICK FACTS

| | |
|-----------------------------|---|
| Location | Indianapolis, Ind. |
| Founded | 1969 |
| Nickname | Jaguars |
| Colors | Red, gold & black |
| Enrollment | 30,000 |
| Affiliation | NCAA Division I |
| Conference | The Horizon League |
| Home Facility (Cap.) | Indiana Farmers Coliseum (6,800) |
| Chancellor | Dr. Nasser Paydar |
| Athletics Director | Dr. Roderick Perry |
| Website | www.IUPUIJags.com |
| Twitter | @IUPUIJaguars |
| Athletics Phone | (317) 278-5247 |
| Mailing Address | 1000 Waterway Blvd. Indianapolis, IN 46202 |

BASKETBALL HISTORY

| | |
|---|--------------------------|
| First Yr. of basketball | 1972 |
| Seasons of basketball | 51st |
| Seasons of Division I basketball | 24th |
| Division I (1998-pres.) Record | 290-337 (.463) |
| NCAA Appearances | 1 |
| Last NCAA Appearance | 2003 |
| Last Postseason Appearance | 2019 (CIT - First Round) |

UNIVERSITY NOTES

ABOUT THE UNIVERSITY

IUPUI is a public research university located in downtown Indianapolis that is the result of a merger of the Purdue Indianapolis Extension Center (1946) and Indiana University Indianapolis (1916). The merger was completed in 1969 and athletics began in 1972.

The university offers more than 200 degree programs and boasts an enrollment over 30,000 (22,000 undergrad and 8,000 postgrad). The university also boasts an endowment of more than \$850 million.

The university is ranked among the Top 200 "National Universities" and ranked 7th for "Up and Coming Schools." U.S. News has ranked IUPUI among the nation's elite for 13 straight years.

All total, the campus covers 509 acres and is located along Indy's Cultural Trail.

IUPUI includes the nation's largest nursing school, the second largest medical school in the country, the only dental school in the state, and the country's oldest school of physical education. IUPUI is among the top 20 campuses in the nation for graduate professional degrees conferred

ATHLETIC PROWESS

IUPUI was a primary beneficiary of the 1987 Pan-American Games in Indianapolis and continues to boast some world renowned facilities.

The IU Natatorium is located on the IUPUI campus and is among the best swimming & diving facilities in the world. It has hosted the U.S. Olympic Team Trials four different times and 12 NCAA National Championship meets. In addition, the 2017 World Juniors were held at IUPUI and 16 world records have been set in the Natatorium water.

Adjacent west is the Michael A. Carroll Track & Soccer Stadium which has hosted several USA Outdoor Track & Field Championships and NCAA Championships, along with the 1988 US Olympic Trials. Florence Griffith-Joyner set the 100m world record of 10.49 on the track.

In basketball circles, IUPUI is best known as the long-time host of the Nike All-American Camp, which was held on campus for two decades. The nation's top prep players and coaches from every level converged on campus for two weeks each summer in what was considered the elite college recruiting event of the year. Alum included LeBron James, Chris Webber, Allen Iverson, Kevin Garnett, Jason Kidd and Paul Pierce, among many others.

GEORGE HILL

IUPUI's best known basketball alum is current NBAer George Hill, who is in his 14th year in the league this season. Hill was originally drafted by the San Antonio Spurs (1st rd., 26th overall) in 2008.

He's played for the Spurs (2008-11), Indiana Pacers (2011-16), Utah Jazz (2016-17), Sacramento Kings (2017-18), Cleveland Cavaliers (2018), Milwaukee Bucks (2018-20), Oklahoma City Thunder (2020) and Philadelphia 76ers (2021) before returning to Milwaukee this season. He's played in 825 regular season games, making nearly 500 career starts and averaging 11.0 points and 3.2 assists per game in his NBA career. He led the league in three-point percentage 2019-20 at 46 percent and is a career 38.4 percent shooter.

Entering this season, he's played in 139 career playoff games, starting 91 times and averaging 11.4 points per game.

The Jags have topped 60 points just twice this season.

EXPERIENCE MATTERS

Despite having eight players classified as upperclassmen, the IUPUI roster entered this season without a ton of actual Division I experience. Mike DePersia (1,241 career minutes) and B.J. Maxwell (1,156 minutes between ACU and Detroit Mercy) are the only two to have played at least 1,000 career minutes. A third, Zach Gunn, was closing in on the number having played 920 minutes in three seasons at Ball State, but will miss the entire season due to a preseason injury.

Six others in the IUPUI rotation entered this season having played fewer than 400 career minutes in Nathan McClure (388), Azariah Seay (376 between IUPUI and Alabama State), Bobby Harvey (255), Bakari LaStrap (234), Dimitar Pandev (62) and Jonah Carrasco (49).

FRESH STARTERS

Rarely have freshmen cracked IUPUI's starting five in the program's Division I era. It's super rare to have multiple freshmen starting, but that's the case for the Jags as prior to injury, both KJ Pruitt and Boston Stanton III have routinely been among the first five. Here's a look at other freshmen who have started more than half of the team's games in a given season in the D1 era.

Aaron Brennan - 2014-15 (started 24 of 31 games)

Lyonell Gaines - 2011-12 (started 27 of 32 games)

Alex Young - 2008-09 (started 21 of 30 games)

George Hill - 2004-05 (started 21 of 29 games)

Only one other time in the program's Division I era have the Jags had two freshmen as primary starters as Brennan and D.J. McCall were consistent starters in the 2014-2015 campaign.

JERSEY MIKE

Junior guard Mike DePersia ranked No. 3 in the country a year ago with a 3.74 assist-to-turnover ratio, delivering 71 assists against just 19 miscues. In league play, he upped that figure to 4.13. His 3.74 mark last season easily eclipsed the previous IUPUI single-season mark, which was 3.30 set by Taj Hawkins back in 2001-02.

DePersia tied IUPUI's single-game record with 14 assists in a game in a Feb. 12 win over UIC, doing so without committing a turnover. He had a six-game span where he didn't turn the ball over once, dishing out 31 assists during that span.

DePersia enters his third season with the program with a 2.56 career assist-to-turnover ratio, having distributed 156 assists against just 61 turnovers in an IUPUI uniform. The IUPUI career record in the category is 2.16 as Brady Adkins had 261 assists against just 121 turnovers from 1994-1996.

HOOSIER TIES

For the first time in program history, IUPUI opened the season with a starting five that didn't include an Indiana-native. In program history, 73 percent of the players have come from the state of Indiana and IUPUI has never started a game in the Division I era (1998-present) without having at least one Indiana-native included.

In fact, it's unlikely that IUPUI gets any contributions from any Indiana-natives this year as Zach Gunn will miss the season due to injury and non-scholarship freshmen Kaleb Edwards and Derek Petersen are expected to redshirt.

LONESTARS

IUPUI had never had a Texas-native in the program prior to 2019 when Taveion White joined the program. Fast forward to 2021-2022 and IUPUI has four Texas-natives (B.J. Maxwell, KJ Pruitt, Bakari LaStrap and Nathan McClure) on the team and a fifth who played high school in Texas in Chuks Isitua.

IUPUI signed another Texas-product for next season as well as 6-foot-3 guard Daylan Hamilton, who currently plays at Triton College, hails from Houston.

DEPARTED

IUPUI returns just 32.5 percent of its scoring from a season ago as the trio of Marcus Burk (21.7 ppg, 45 3's), Jaylen Minnett (16.4 ppg, 41 3's) and Elijah Goss (11.1 ppg, 11.6 rpg) are all playing elsewhere this season.

Burk inked a deal with the G League Grand Rapids Gold (affiliate of the Denver Nuggets), Goss is playing professionally in Sweden and Minnett opted to play a graduate season at Missouri State.

Burk finished his two-year IUPUI career ranked No. 22 on the program's all-time scoring list with 1,072 points and Minnett finished No. 9 on the program's all-time scoring list with 1,403 career points and as the program's all-time leader in threes made (285). Goss closed his career as the program's all-time leader in rebounds (880) and a D1 record 25 double-doubles.

SEVEN BACK

IUPUI returns seven letterwinners and two starters - Mike DePersia (5.0 ppg, 3.9 apg) and Nathan McClure (4.4 ppg, 2.9 rpg). The other returning letterwinners are Azariah Seay (5.7 ppg), Bobby Harvey (5.6 rpg), Bakari LaStrap (2.8 ppg), Dimitar Pandev (1.6 ppg, 1.9 rpg) and Jonah Carrasco (0.3 ppg, 0.4 rpg).

FRESH FACES

Hired in April, head coach Matt Crenshaw had to build out his roster for this season in short order. He added five scholarship additions in graduate transfers Zach Gunn (Ball State) and B.J. Maxwell (St. Edward's University) and three freshmen in Chuks Isitua, KJ Pruitt and Boston Stanton III.

Gunn, who will miss the season due to an injury suffered in the preseason, played in 69 games and averaged 4.7 points per game during his four-year Ball State career. Maxwell, who played last season at Division II SEU in Austin, Texas, was the Lone Star Conference (LSC) Newcomer of the Year after averaging 18.6 points, 5.3 rebounds and 2.3 assists per game last season.

Isitua, a 6-foot-11 forward/center, was considered among the top recruits from the state of Texas and was named to the 2021 All-VYPE Houston Boys Public School Basketball Team.

Pruitt, a 6-foot-4 guard, was originally in the Class of 2020 before attending Sunrise Christian Academy last season and reclassifying to the 2021 class. He averaged 14.5 points, 6.0 rebounds and 4.5 assists per game as a senior at Lewisville (Texas) High School before suffering an injury in the season's final game.

Stanton III, the final addition to the program, is a 6-foot-5 guard from Denver East (Colo.) High School. He averaged 21.0 points, 5.6 rebounds and 2.7 assists per game as a junior, but had his senior year derailed by an injury and averaged just 14.2 points, 3.8 rebounds and 2.2 steals per game in five games.

SMALL WONDERS

IUPUI will most likely be undersized in each and every game this season as the average height on the IUPUI roster is just 6' 4 3/4" this season. The IUPUI roster boasts just three players taller than 6-foot-9 in Isitua (6-11), Pandev (6-10) and Carrasco (6-9).

Pandev played just 60 minutes last season before missing the final two months due to injury and Carrasco played just 50 minutes last season.

Given the lack of size, it's likely that Crenshaw will deploy a number of four guard and five guard combinations this season.

AROUND THE DEPARTMENT

KOEPPEN'S KIDS WIN THIRD STRAIGHT

The IUPUI men's cross country team capped the month of October with a third straight Horizon League title, winning the crown by a wide margin at Northview Church on Oct. 30. It marked the Jags third straight Horizon League title under longtime head coach Chuck Koeppen and fifth conference title in the program's history (two in The Summit, three in the Horizon). The Jags then capped the season by placing No. 10 in the NCAA Great Lakes Regional Championships, marking the third top-10 finish in program history.

Koeppen's squad is being recognized at tonight's game for their league title.

In addition, Koeppen announced the he's stepping down from the program's top spot, effective December 1 and his assistant, Justin Roeder, will take over the program's reins on an interim basis. Koeppen will remain with the program as an assistant coach through the end of the 2021-2022 campaign.

NEW HOME

The IUPUI athletic campus received a major boost this fall with the construction of new outdoor tennis courts, immediately south of Michael A. Carroll Stadium. The six outdoor courts are in the center of campus and include LED lighting.

The courts opened this fall and will officially begin hosting home matches later this spring.

POINT TAKEN

The IUPUI Athletics Department is currently going through the hiring process for a new Senior Associate Director of Athletics as Jaunelle White departed her post earlier this fall to take over as Director of Athletics at NAIA Point University in West Point, Ga.

BASKETBALL CENTRAL

A year after helping host the entire NCAA Men's Basketball Tournament in the Circle City, IUPUI will be slightly less busy this March. That said, IUPUI will serve as an institutional co-host for First and Second Round games this March inside Gainbridge Fieldhouse in downtown Indianapolis.

Also, the Horizon League Tournament will be held inside Indiana Farmers Coliseum for a third straight year in 2022.



2020-2021 MISCELLANEOUS STATISTICS

| <i>IUPUI'S RECORD WHEN...</i> | | | |
|-------------------------------|---------|-------------|-------|
| | '21-22 | '21-22 | Under |
| | Overall | HL Crenshaw | |
| Home: | 1-6 | 0-4 | 1-6 |
| Away: | 0-8 | 0-3 | 0-8 |
| Neutral: | 0-2 | 0-0 | 0-2 |
| Overtime: | 0-0 | 0-0 | 0-0 |
| Lead @ Halftime: | 1-1 | 0-0 | 1-1 |
| Trail @ Halftime: | 0-14 | 0-7 | 0-14 |
| Tied @ Halftime: | 0-1 | 0-0 | 0-1 |
| Leading w/ 5:00 left: | 1-1 | 0-0 | 1-1 |
| Trailing w/ 5:00 left: | 0-14 | 0-6 | 0-14 |
| Tied w/ 5:00 left: | 0-1 | 0-1 | 0-1 |
| Shooting 50% or better: | 0-1 | 0-1 | 0-1 |
| Shooting 40-50%: | 1-1 | 0-0 | 1-1 |
| Shooting less than 40%: | 0-14 | 0-6 | 0-14 |
| Opp. shoots 50% or better: | 0-3 | 0-2 | 0-3 |
| Opp. shoots 40-50%: | 0-8 | 0-4 | 0-8 |
| Opp. shoots less than 40%: | 1-5 | 0-1 | 1-5 |
| Shooting better % than opp. | 1-4 | 0-1 | 1-4 |
| Shooting worse % than opp. | 0-12 | 0-6 | 0-12 |
| Scoring less than 50: | 0-8 | 0-3 | 0-8 |
| Score 50-59 pts: | 0-7 | 0-3 | 0-7 |
| Score 60-69 pts: | 1-1 | 0-1 | 1-1 |
| Score 70-79 pts: | 0-0 | 0-0 | 0-0 |
| Score 80-89 pts: | 0-0 | 0-0 | 0-0 |
| Score 90+ pts: | 0-0 | 0-0 | 0-0 |
| Opp. scores less than 50: | 1-0 | 0-0 | 1-0 |
| Opp. scores 50-59 pts: | 0-1 | 0-0 | 0-1 |
| Opp. scores 60-69 pts: | 0-8 | 0-3 | 0-8 |
| Opp. scores 70-79 pts: | 0-4 | 0-3 | 0-4 |
| Opp. scores 80-89 pts: | 0-3 | 0-1 | 0-3 |
| Opp. scores 90+ pts: | 0-0 | 0-0 | 0-0 |
| Commit less TO than opp. | 0-3 | 0-1 | 0-3 |
| Commit more TO than opp. | 0-10 | 0-3 | 0-10 |
| Commit same TO as opp. | 1-3 | 0-3 | 1-3 |
| Outrebound opponent: | 1-6 | 0-2 | 1-6 |
| Outrebounded: | 0-9 | 0-4 | 0-9 |
| Rebounding is equal: | 0-1 | 0-1 | 0-1 |
| Bench outscores opp.: | 1-5 | 0-3 | 1-5 |
| Bench is outscored: | 0-11 | 0-4 | 0-11 |
| Bench scoring is equal: | 0-0 | 0-0 | 0-0 |
| Hit more FT than opp.: | 1-2 | 0-1 | 1-2 |
| Hit less FT than opp.: | 0-14 | 0-6 | 0-14 |
| Hit same FT as opp.: | 0-0 | 0-0 | 0-0 |
| Hit more 3's than opp.: | 1-3 | 0-1 | 1-3 |
| Hit less 3's than opp.: | 0-12 | 0-6 | 0-12 |
| Hit same 3's as opp.: | 0-1 | 0-0 | 0-1 |
| Decided by 5 pts or less: | 0-2 | 0-1 | 0-2 |
| Decided by 6-10 points: | 0-3 | 0-0 | 0-3 |
| Decided by 10+ points: | 1-11 | 0-6 | 1-11 |
| In home whites: | 0-0 | 0-0 | 0-0 |
| In grays: | 1-7 | 0-4 | 1-7 |
| In road blacks: | 0-6 | 0-2 | 0-6 |
| In road reds: | 0-3 | 0-1 | 0-3 |
| 7 in double-digits: | 0-0 | 0-0 | 0-0 |
| 6 in double-digits: | 0-0 | 0-0 | 0-0 |
| 5 in double-digits: | 0-0 | 0-0 | 0-0 |
| 4 in double-digits: | 0-0 | 0-0 | 0-0 |
| 3 in double-digits: | 0-3 | 0-2 | 0-3 |
| 2 in double-digits: | 0-5 | 0-1 | 0-5 |
| 1 in double-digits: | 1-6 | 0-3 | 1-6 |
| 0 in double-digits: | 0-2 | 0-1 | 0-2 |
| On Mondays: | 0-3 | 0-1 | 0-3 |
| On Tuesdays: | 1-3 | 0-0 | 1-3 |
| On Wednesdays: | 0-1 | 0-0 | 0-1 |
| On Thursdays: | 0-5 | 0-3 | 0-5 |
| On Fridays: | 0-1 | 0-0 | 0-1 |
| On Saturdays: | 0-3 | 0-3 | 0-3 |
| On Sundays: | 0-0 | 0-0 | 0-0 |
| In November: | 1-5 | 0-0 | 1-5 |
| In December: | 0-5 | 0-2 | 0-5 |
| In January: | 0-6 | 0-5 | 0-6 |
| In February: | 0-0 | 0-0 | 0-0 |
| In March: | 0-0 | 0-0 | 0-0 |

| CAREER DOUBLE-DIGIT PERFORMANCES/STARTS/DUNKS | |
|---|-----------------|
| 1 | Wesley Matthews |
| 2 | Devin Harris |
| 3 | Devin Harris |
| 4 | Devin Harris |
| 5 | Devin Harris |
| 6 | Devin Harris |
| 7 | Devin Harris |
| 8 | Devin Harris |
| 9 | Devin Harris |
| 10 | Devin Harris |
| 11 | Devin Harris |
| 12 | Devin Harris |
| 13 | Devin Harris |
| 14 | Devin Harris |
| 15 | Devin Harris |
| 16 | Devin Harris |
| 17 | Devin Harris |
| 18 | Devin Harris |
| 19 | Devin Harris |
| 20 | Devin Harris |
| 21 | Devin Harris |
| 22 | Devin Harris |
| 23 | Devin Harris |
| 24 | Devin Harris |
| 25 | Devin Harris |
| 26 | Devin Harris |
| 27 | Devin Harris |
| 28 | Devin Harris |
| 29 | Devin Harris |
| 30 | Devin Harris |
| 31 | Devin Harris |
| 32 | Devin Harris |
| 33 | Devin Harris |
| 34 | Devin Harris |
| 35 | Devin Harris |
| 36 | Devin Harris |
| 37 | Devin Harris |
| 38 | Devin Harris |
| 39 | Devin Harris |
| 40 | Devin Harris |
| 41 | Devin Harris |
| 42 | Devin Harris |
| 43 | Devin Harris |
| 44 | Devin Harris |
| 45 | Devin Harris |
| 46 | Devin Harris |
| 47 | Devin Harris |
| 48 | Devin Harris |
| 49 | Devin Harris |
| 50 | Devin Harris |
| 51 | Devin Harris |
| 52 | Devin Harris |
| 53 | Devin Harris |
| 54 | Devin Harris |
| 55 | Devin Harris |
| 56 | Devin Harris |
| 57 | Devin Harris |
| 58 | Devin Harris |
| 59 | Devin Harris |
| 60 | Devin Harris |
| 61 | Devin Harris |
| 62 | Devin Harris |
| 63 | Devin Harris |
| 64 | Devin Harris |
| 65 | Devin Harris |
| 66 | Devin Harris |
| 67 | Devin Harris |
| 68 | Devin Harris |
| 69 | Devin Harris |
| 70 | Devin Harris |
| 71 | Devin Harris |
| 72 | Devin Harris |
| 73 | Devin Harris |
| 74 | Devin Harris |
| 75 | Devin Harris |
| 76 | Devin Harris |
| 77 | Devin Harris |
| 78 | Devin Harris |
| 79 | Devin Harris |
| 80 | Devin Harris |
| 81 | Devin Harris |
| 82 | Devin Harris |
| 83 | Devin Harris |
| 84 | Devin Harris |
| 85 | Devin Harris |
| 86 | Devin Harris |
| 87 | Devin Harris |
| 88 | Devin Harris |
| 89 | Devin Harris |
| 90 | Devin Harris |
| 91 | Devin Harris |
| 92 | Devin Harris |
| 93 | Devin Harris |
| 94 | Devin Harris |
| 95 | Devin Harris |
| 96 | Devin Harris |
| 97 | Devin Harris |
| 98 | Devin Harris |
| 99 | Devin Harris |
| 100 | Devin Harris |

| Name | Sea | Car |
|-------------|------------|------------|
| Maxwell | 9 | 9 |
| LaStrap | 6 | 7 |
| Seay | 4 | 7 |
| DePersia | 0 | 3 |
| Harvey | 1 | 3 |
| McClure | 1 | 2 |
| Carrasco | 1 | 1 |
| Isitua | 1 | 1 |
| Pandev | 1 | 1 |
| Pruitt | 1 | 1 |
| Stanton III | 1 | 1 |

20+ Point Scoring Games

| Name | Sea | Car |
|---------------------------------|-----------------------------|-----------------------------|
| 1. <u> </u> | <u> </u> | <u> </u> |
| 2. <u> </u> | <u> </u> | <u> </u> |
| 3. <u> </u> | <u> </u> | <u> </u> |
| 4. <u> </u> | <u> </u> | <u> </u> |
| 5. <u> </u> | <u> </u> | <u> </u> |
| 6. <u> </u> | <u> </u> | <u> </u> |
| 7. <u> </u> | <u> </u> | <u> </u> |
| 8. <u> </u> | <u> </u> | <u> </u> |
| 9. <u> </u> | <u> </u> | <u> </u> |
| 10. <u> </u> | <u> </u> | <u> </u> |
| 11. <u> </u> | <u> </u> | <u> </u> |
| 12. <u> </u> | <u> </u> | <u> </u> |
| 13. <u> </u> | <u> </u> | <u> </u> |
| 14. <u> </u> | <u> </u> | <u> </u> |
| 15. <u> </u> | <u> </u> | <u> </u> |
| 16. <u> </u> | <u> </u> | <u> </u> |
| 17. <u> </u> | <u> </u> | <u> </u> |
| 18. <u> </u> | <u> </u> | <u> </u> |
| 19. <u> </u> | <u> </u> | <u> </u> |
| 20. <u> </u> | <u> </u> | <u> </u> |

| Name | Sea | Car |
|---------|-----|-----|
| Maxwell | 1 | 1 |

30+ Point Scoring Games

| Name | Sea | Car |
|---------------------------------|-----------------------------|-----------------------------|
| 1. <u> </u> | <u> </u> | <u> </u> |
| 2. <u> </u> | <u> </u> | <u> </u> |
| 3. <u> </u> | <u> </u> | <u> </u> |
| 4. <u> </u> | <u> </u> | <u> </u> |
| 5. <u> </u> | <u> </u> | <u> </u> |
| 6. <u> </u> | <u> </u> | <u> </u> |
| 7. <u> </u> | <u> </u> | <u> </u> |
| 8. <u> </u> | <u> </u> | <u> </u> |
| 9. <u> </u> | <u> </u> | <u> </u> |
| 10. <u> </u> | <u> </u> | <u> </u> |

| Name | Sea | Car |
|------|-----|-----|
|------|-----|-----|

Double-Digit Reb. Games

| Name | Sea | Car |
|---------|-----|-----|
| Maxwell | 1 | 1 |

Double-Doubles

| Name | Sea | Car |
|-----------------------------|-----|-----|
| 1. Shane Bieber | 1 | 1 |
| 2. Gerrit Cole | 2 | 2 |
| 3. Jacob deGrom | 3 | 3 |
| 4. Clayton Kershaw | 4 | 4 |
| 5. Justin Verlander | 5 | 5 |
| 6. Shane Bieber | 6 | 6 |
| 7. Jacob deGrom | 7 | 7 |
| 8. Clayton Kershaw | 8 | 8 |
| 9. Justin Verlander | 9 | 9 |
| 10. Shane Bieber | 10 | 10 |
| 11. Gerrit Cole | 11 | 11 |
| 12. Jacob deGrom | 12 | 12 |
| 13. Clayton Kershaw | 13 | 13 |
| 14. Justin Verlander | 14 | 14 |
| 15. Shane Bieber | 15 | 15 |
| 16. Gerrit Cole | 16 | 16 |
| 17. Jacob deGrom | 17 | 17 |
| 18. Clayton Kershaw | 18 | 18 |
| 19. Justin Verlander | 19 | 19 |
| 20. Shane Bieber | 20 | 20 |

| Name | Sea | Car |
|---------|-----|-----|
| Maxwell | 1 | 1 |

[illegible]

| Name | Sea | Car |
|-------------|-----|-----|
| DePersia | 4 | 32 |
| McClure | 15 | 28 |
| Stanton III | 17 | 17 |
| Maxwell | 15 | 15 |
| Carrasco | 14 | 14 |
| Pruitt | 10 | 10 |
| Seay | 4 | 6 |
| Harvey | 1 | 5 |
| Isitua | 4 | 4 |
| Pandev | 0 | 3 |
| LaStrap | 1 | 2 |

| Dunks | Sea | Car |
|-------|-----|-----|
|-------|-----|-----|

| Name | Sea | Car |
|----------|-----|-----|
| Carrasco | 5 | 6 |
| Isitua | 3 | 3 |
| Harvey | 1 | 1 |
| LaStrap | 0 | 1 |
| Maxwell | 1 | 1 |
| McClure | 0 | 1 |
| Pruitt | 1 | 1 |

TIMES LEADING THE TEAM IN...

| Points Name | Sea | Car |
|----------------|-----|-----|
| Maxwell | 9 | 6 |
| LaStrap | 5 | 5 |
| Seay | 3 | 3 |
| Harvey | 0 | 1 |
| Pruitt | 1 | 1 |

| Name | Sea | Sea |
|---------|-----|-----|
| Maxwell | 7 | 7 |
| McClure | 5 | 5 |

| | | |
|----------|---|---|
| Fruit | 3 | 3 |
| Carrasco | 1 | 1 |
| DePersia | 1 | 1 |
| Harvey | 1 | 1 |
| Isitua | 1 | 1 |
| LaStrap | 1 | 1 |
| Pandev | 1 | 1 |
| Seay | 1 | 1 |

| Name | Sea | Cal |
|----------|-----|-----|
| DePersia | 5 | 24 |
| LaStrap | 9 | 11 |

| | | |
|-------------|---|---|
| McClure | 2 | 3 |
| Pruitt | 3 | 3 |
| Stanton III | 3 | 3 |
| Pandev | 2 | 2 |
| Harvey | 1 | 1 |
| Maxwell | 1 | 1 |
| Seay | 1 | 1 |

| Name | Age | Salary |
|----------|-----|--------|
| DePersia | 25 | 14 |
| LaStrap | 5 | 8 |

McClure
Pruitt
Isitua
Maxwell
Seay
Stanton III
Carrasco
Harvey

| Name | Sea | Cal |
|----------|-----|-----|
| Carrasco | 7 | 9 |
| Isitua | 3 | 3 |

| | | |
|--|----------|-------------|
| | 00000000 | McClure |
| | 00000000 | DePersia |
| | 00000000 | Maxwell |
| | 00000000 | Pandev |
| | 00000000 | Pruitt |
| | 00000000 | Harvey |
| | 00000000 | Maxwell |
| | 00000000 | Stanton III |

SPECIALTY STATS

PP = Points in the Paint: POT = Points off Turnover: 2nd = 2nd Chance Points: BP = Bench Points

[illegible]

WIN/LOSS MARGINS

| | | | | | | | | | | | | | | | | |
|--------|---|---|---|---|---|---|---|---|---|----|-------|-------|-------|-----|--|--|
| Wins | | | | | | | | | | | | | 1 | | | |
| MARGIN | 1 | 2 | 3 | 4 | 5 | 6 | 7 | 8 | 9 | 10 | 11-15 | 16-20 | 21-29 | 30+ | | |
| Losses | | 1 | 1 | | | 2 | | | 1 | | 2 | 2 | 4 | 3 | | |

2021-2022 IUPUI STATISTICS

Game Records

| Record | Overall | Home | Away | Neutral |
|----------------|---------|------|------|---------|
| ALL GAMES | 1-16 | 1-6 | 0-8 | 0-2 |
| CONFERENCE | 0-7 | 0-4 | 0-3 | 0-0 |
| NON-CONFERENCE | 1-9 | 1-2 | 0-5 | 0-2 |

Score by Periods

| Team | 1st | 2nd | OT | TOT |
|-----------|-----|-----|----|------|
| IUPUI | 385 | 480 | 0 | 865 |
| Opponents | 540 | 616 | 0 | 1156 |

Team Box Score

| No. | Player | | | | Total | | 3-Point | | F-Throw | | Rebounds | | | | | | | | | | | |
|-----------|---------------------|-------|--------|------|---------|------|----------|------|---------|------|----------|-----|-----|------|-----|----|-----|-----|-----|-----|------|------|
| | | GP-GS | MIN | AVG | FG-FGA | FG% | 3FG-3FGA | 3FG% | FT-FTA | FT% | OFF | DEF | TOT | AVG | PF | DQ | A | TO | BLK | STL | PTS | AVG |
| 00 | MAXWELL, B.J. | 16-15 | 502:41 | 31.4 | 59-178 | .331 | 19-80 | .238 | 37-45 | .822 | 18 | 53 | 71 | 4.4 | 46 | 0 | 11 | 29 | 6 | 14 | 174 | 10.9 |
| 4 | LASTRAP, Bakari | 17-1 | 337:07 | 19.8 | 44-100 | .440 | 7-16 | .438 | 21-32 | .656 | 6 | 22 | 28 | 1.6 | 31 | 0 | 36 | 47 | 0 | 9 | 116 | 6.8 |
| 12 | SEAY, Azariah | 17-4 | 307:13 | 18.1 | 43-116 | .371 | 8-43 | .186 | 15-19 | .789 | 18 | 31 | 49 | 2.9 | 35 | 1 | 12 | 25 | 1 | 10 | 109 | 6.4 |
| 1 | PRUITT, KJ | 10-10 | 270:12 | 27.0 | 19-46 | .413 | 4-14 | .286 | 8-13 | .615 | 8 | 23 | 31 | 3.1 | 19 | 0 | 18 | 31 | 4 | 10 | 50 | 5.0 |
| 10 | DEPERSIA, Mike | 12-4 | 268:16 | 22.4 | 18-44 | .409 | 11-23 | .478 | 8-14 | .571 | 4 | 24 | 28 | 2.3 | 21 | 1 | 29 | 12 | 0 | 5 | 55 | 4.6 |
| 25 | STANTON III, Boston | 17-17 | 406:57 | 23.9 | 25-108 | .231 | 14-56 | .250 | 10-16 | .625 | 2 | 29 | 31 | 1.8 | 29 | 0 | 22 | 40 | 2 | 8 | 74 | 4.4 |
| 2 | HARVEY, Bobby | 9-1 | 172:06 | 19.1 | 13-48 | .271 | 10-31 | .323 | 2-3 | .667 | 4 | 19 | 23 | 2.6 | 18 | 1 | 7 | 7 | 1 | 3 | 38 | 4.2 |
| 5 | MCCLURE, Nathan | 17-15 | 444:46 | 26.2 | 25-69 | .362 | 10-42 | .238 | 11-13 | .846 | 21 | 48 | 69 | 4.1 | 43 | 0 | 18 | 22 | 1 | 19 | 71 | 4.2 |
| 23 | ISITUA, Chuks | 17-4 | 260:02 | 15.3 | 28-46 | .609 | 0-0 | .000 | 13-25 | .520 | 13 | 25 | 38 | 2.2 | 43 | 2 | 3 | 23 | 7 | 6 | 69 | 4.1 |
| 24 | CARRASCO, Jonah | 17-14 | 300:07 | 17.7 | 24-51 | .471 | 0-0 | .000 | 19-35 | .543 | 28 | 29 | 57 | 3.4 | 40 | 1 | 5 | 16 | 12 | 4 | 67 | 3.9 |
| 33 | PANDEV, Dimitar | 16-0 | 130:32 | 8.2 | 15-32 | .469 | 4-12 | .333 | 8-13 | .615 | 9 | 19 | 28 | 1.8 | 10 | 0 | 6 | 10 | 1 | 1 | 42 | 2.6 |
| Team | | | | | | | | | | | 37 | 28 | 65 | | | | | 21 | | | | |
| Total | | 17 | 3400 | | 313-838 | .374 | 87-317 | .274 | 152-228 | .667 | 168 | 350 | 518 | 30.5 | 335 | 6 | 167 | 283 | 35 | 89 | 865 | 50.9 |
| Opponents | | 17 | 3400 | | 383-856 | .447 | 130-365 | .356 | 260-347 | .749 | 171 | 387 | 558 | 32.8 | 248 | 3 | 207 | 225 | 47 | 120 | 1156 | 68.0 |

Team Statistics

| | IUPUI | OPP |
|------------------------|----------------|----------------|
| Scoring | 865 | 1156 |
| Points per game | 50.9 | 68.0 |
| Scoring margin | -17.1 | - |
| Field goals-att | 313-838 | 383-856 |
| Field goal pct | .374 | .447 |
| 3 point fg-att | 87-317 | 130-365 |
| 3-point FG pct | .274 | .356 |
| 3-pt FG made per game | 5.1 | 7.6 |
| Free throws-att | 152-228 | 260-347 |
| Free throw pct | .667 | .749 |
| F-Throws made per game | 8.9 | 15.3 |
| Rebounds | 518 | 558 |
| Rebounds per game | 30.5 | 32.8 |
| Rebounding margin | -2.4 | - |
| Assists | 167 | 207 |
| Assists per game | 9.8 | 12.2 |
| Turnovers | 283 | 225 |
| Turnovers per game | 16.6 | 13.2 |
| Turnover margin | -3.4 | - |
| Assist/turnover ratio | 0.6 | 0.9 |
| Steals | 89 | 120 |
| Steals per game | 5.2 | 7.1 |
| Blocks | 35 | 47 |
| Blocks per game | 2.1 | 2.8 |
| Winning streak | 0 | - |
| Home win streak | 0 | - |
| Attendance | 5151 | 28357 |
| Home games-Avg/Game | 7-736 | 8-3545 |
| Neutral site-Avg/Game | - | 2-173 |

Team Results

| Date | Opponent | | Score | Att. |
|------------|-----------------------|---|-------|-------|
| 11/09/2021 | at Butler | L | 47-56 | 7134 |
| 11/11/2021 | at Evansville | L | 40-60 | 3145 |
| 11/15/2021 | vs Denver | L | 47-63 | 197 |
| 11/16/2021 | vs A&M-Corpus Christi | L | 59-65 | 148 |
| 11/17/2021 | at UTSA | L | 57-60 | 678 |
| 11/23/2021 | Spalding | W | 61-41 | 603 |
| 12/02/2021 | Detroit Mercy | L | 45-69 | 892 |
| 12/04/2021 | Oakland | L | 45-78 | 898 |
| 12/10/2021 | at Tennessee St. | L | 44-70 | 334 |
| 12/16/2021 | Chicago St. | L | 55-61 | 725 |
| 12/21/2021 | Morehead St. | L | 52-80 | 728 |
| 01/08/2022 | at Wright St. | L | 58-72 | 2967 |
| 01/10/2022 | UIC | L | 65-67 | 613 |
| 01/13/2022 | at Green Bay | L | 54-69 | 1342 |
| 01/15/2022 | at Milwaukee | L | 54-89 | 2091 |
| 01/18/2022 | at Ohio St. | L | 37-83 | 10666 |
| 01/20/2022 | Wright St. | L | 45-73 | 692 |

2021-2022 IUPUI HORIZON LEAGUE ONLY STATISTICS

Game Records

| Record | Overall | Home | Away | Neutral |
|----------------|---------|------|------|---------|
| ALL GAMES | 0-7 | 0-4 | 0-3 | 0-0 |
| CONFERENCE | 0-7 | 0-4 | 0-3 | 0-0 |
| NON-CONFERENCE | 0-0 | 0-0 | 0-0 | 0-0 |

Score by Periods

| Team | 1st | 2nd | OT | TOT |
|-----------|-----|-----|----|-----|
| IUPUI | 154 | 212 | 0 | 366 |
| Opponents | 247 | 270 | 0 | 517 |

Team Box Score

| No. | Player | | | | Total | | 3-Point | | F-Throw | | Rebounds | | | | | | | | | | | | | |
|-----------|---------------------|-------|--------|------|---------|------|----------|------|---------|-------|----------|-----|-----|------|-----|----|----|-----|-----|-----|-----|------|--|--|
| | | GP-GS | MIN | AVG | FG-FGA | FG% | 3FG-3FGA | 3FG% | FT-FTA | FT% | OFF | DEF | TOT | AVG | PF | DQ | A | TO | BLK | STL | PTS | AVG | | |
| 00 | MAXWELL, B.J. | 7-6 | 222:45 | 31.8 | 28-78 | .359 | 8-33 | .242 | 12-16 | .750 | 10 | 25 | 35 | 5.0 | 19 | 0 | 8 | 17 | 1 | 8 | 76 | 10.9 | | |
| 4 | LASTRAP, Bakari | 7-0 | 141:17 | 20.2 | 18-41 | .439 | 5-8 | .625 | 10-14 | .714 | 3 | 11 | 14 | 2.0 | 10 | 0 | 17 | 13 | 0 | 2 | 51 | 7.3 | | |
| 12 | SEAY, Azariah | 7-3 | 139:03 | 19.9 | 20-58 | .345 | 3-18 | .167 | 6-6 | 1.000 | 7 | 15 | 22 | 3.1 | 16 | 0 | 7 | 8 | 1 | 6 | 49 | 7.0 | | |
| 24 | CARRASCO, Jonah | 7-7 | 151:35 | 21.7 | 14-29 | .483 | 0-0 | .000 | 14-23 | .609 | 9 | 14 | 23 | 3.3 | 17 | 1 | 5 | 10 | 4 | 4 | 42 | 6.0 | | |
| 2 | HARVEY, Bobby | 1-0 | 18:54 | 18.9 | 2-6 | .333 | 2-3 | .667 | 0-1 | .000 | 0 | 2 | 2 | 2.0 | 5 | 1 | 0 | 3 | 0 | 0 | 6 | 6.0 | | |
| 10 | DEPERISIA, Mike | 6-2 | 142:21 | 23.7 | 11-23 | .478 | 6-11 | .545 | 5-7 | .714 | 3 | 10 | 13 | 2.2 | 8 | 0 | 18 | 6 | 0 | 3 | 33 | 5.5 | | |
| 1 | PRUITT, KJ | 2-2 | 63:49 | 31.9 | 5-13 | .385 | 0-3 | .000 | 0-0 | .000 | 4 | 6 | 10 | 5.0 | 7 | 0 | 7 | 6 | 0 | 2 | 10 | 5.0 | | |
| 25 | STANTON III, Boston | 7-7 | 175:32 | 25.1 | 11-49 | .224 | 6-26 | .231 | 5-7 | .714 | 1 | 9 | 10 | 1.4 | 14 | 0 | 5 | 16 | 1 | 6 | 33 | 4.7 | | |
| 5 | MCCLURE, Nathan | 7-7 | 198:31 | 28.4 | 10-27 | .370 | 4-14 | .286 | 6-6 | 1.000 | 10 | 18 | 28 | 4.0 | 20 | 0 | 9 | 14 | 1 | 14 | 30 | 4.3 | | |
| 23 | ISITUA, Chuks | 7-1 | 101:46 | 14.5 | 12-20 | .600 | 0-0 | .000 | 2-5 | .400 | 4 | 11 | 15 | 2.1 | 21 | 2 | 0 | 9 | 1 | 3 | 26 | 3.7 | | |
| 33 | PANDEV, Dimitar | 6-0 | 44:27 | 7.4 | 3-13 | .231 | 1-6 | .167 | 3-4 | .750 | 5 | 6 | 11 | 1.8 | 4 | 0 | 2 | 6 | 0 | 0 | 10 | 1.7 | | |
| Team | | | | | | | | | | | 14 | 10 | 24 | | | | | 4 | | | | | | |
| Total | | 7 | 1400 | | 134-357 | .375 | 35-122 | .287 | 63-89 | .708 | 70 | 137 | 207 | 29.6 | 141 | 4 | 78 | 112 | 9 | 48 | 366 | 52.3 | | |
| Opponents | | 7 | 1400 | | 175-364 | .481 | 60-167 | .359 | 107-137 | .781 | 68 | 163 | 231 | 33.0 | 100 | 2 | 99 | 89 | 23 | 44 | 517 | 73.9 | | |

Team Statistics

| | IUPUI | OPP |
|------------------------|----------------|----------------|
| Scoring | 366 | 517 |
| Points per game | 52.3 | 73.9 |
| Scoring margin | -21.6 | - |
| Field goals-att | 134-357 | 175-364 |
| Field goal pct | .375 | .481 |
| 3 point fg-att | 35-122 | 60-167 |
| 3-point FG pct | .287 | .359 |
| 3-pt FG made per game | 5.0 | 8.6 |
| Free throws-att | 63-89 | 107-137 |
| Free throw pct | .708 | .781 |
| F-Throws made per game | 9.0 | 15.3 |
| Rebounds | 207 | 231 |
| Rebounds per game | 29.6 | 33.0 |
| Rebounding margin | -3.4 | - |
| Assists | 78 | 99 |
| Assists per game | 11.1 | 14.1 |
| Turnovers | 112 | 89 |
| Turnovers per game | 16.0 | 12.7 |
| Turnover margin | -3.3 | - |
| Assist/turnover ratio | 0.7 | 1.1 |
| Steals | 48 | 44 |
| Steals per game | 6.9 | 6.3 |
| Blocks | 9 | 23 |
| Blocks per game | 1.3 | 3.3 |
| Winning streak | 0 | - |
| Home win streak | 0 | - |
| Attendance | 3095 | 6400 |
| Home games-Avg/Game | 4-774 | 3-2133 |
| Neutral site-Avg/Game | - | 0-0 |

Team Results

| Date | Opponent | | Score | Att. |
|------------|---------------|---|-------|------|
| 12/02/2021 | Detroit Mercy | L | 45-69 | 892 |
| 12/04/2021 | Oakland | L | 45-78 | 898 |
| 01/08/2022 | at Wright St. | L | 58-72 | 2967 |
| 01/10/2022 | UIC | L | 65-67 | 613 |
| 01/13/2022 | at Green Bay | L | 54-69 | 1342 |
| 01/15/2022 | at Milwaukee | L | 54-89 | 2091 |
| 01/20/2022 | Wright St. | L | 45-73 | 692 |

2021-2022 STATISTICAL SPLITS

Wins (1 total)

| No. | Player | | | | Total | | 3-Point | | F-Throw | | Rebounds | | | | | | | | | | | |
|-----------|---------------------|-------|-------|------|--------|------|----------|-------|---------|-------|----------|-----|-----|------|----|----|----|----|-----|-----|-----|------|
| | | GP-GS | MIN | AVG | FG-FGA | FG% | 3FG-3FGA | 3FG% | FT-FTA | FT% | OFF | DEF | TOT | AVG | PF | DQ | A | TO | BLK | STL | PTS | AVG |
| 4 | LASTRAP, Bakari | 1-0 | 19:34 | 19.6 | 3-5 | .600 | 1-1 | 1.000 | 3-4 | .750 | 0 | 3 | 3 | 3.0 | 4 | 0 | 2 | 5 | 0 | 1 | 10 | 10.0 |
| 12 | SEAY, Azariah | 1-0 | 18:15 | 18.3 | 3-4 | .750 | 1-2 | .500 | 1-2 | .500 | 2 | 4 | 6 | 6.0 | 2 | 0 | 0 | 3 | 0 | 0 | 8 | 8.0 |
| 24 | CARRASCO, Jonah | 1-1 | 18:53 | 18.9 | 4-5 | .800 | 0-0 | .000 | 0-1 | .000 | 4 | 2 | 6 | 6.0 | 2 | 0 | 0 | 1 | 2 | 0 | 8 | 8.0 |
| 25 | STANTON III, Boston | 1-1 | 26:19 | 26.3 | 2-8 | .250 | 2-6 | .333 | 2-2 | 1.000 | 0 | 0 | 0 | 0.0 | 2 | 0 | 2 | 3 | 0 | 0 | 8 | 8.0 |
| 33 | PANDEV, Dimitar | 1-0 | 15:58 | 16.0 | 3-5 | .600 | 1-3 | .333 | 0-0 | .000 | 1 | 3 | 4 | 4.0 | 0 | 0 | 2 | 1 | 0 | 1 | 7 | 7.0 |
| 23 | ISITUA, Chuks | 1-0 | 15:57 | 16.0 | 1-2 | .500 | 0-0 | .000 | 3-4 | .750 | 1 | 1 | 2 | 2.0 | 4 | 0 | 1 | 3 | 1 | 0 | 5 | 5.0 |
| 5 | MCCLURE, Nathan | 1-1 | 26:50 | 26.8 | 2-6 | .333 | 0-3 | .000 | 1-2 | .500 | 2 | 5 | 7 | 7.0 | 1 | 0 | 1 | 0 | 0 | 0 | 5 | 5.0 |
| 1 | PRUITT, KJ | 1-1 | 31:02 | 31.0 | 2-5 | .400 | 1-2 | .500 | 0-0 | .000 | 0 | 1 | 1 | 1.0 | 1 | 0 | 2 | 0 | 1 | 2 | 5 | 5.0 |
| 2 | HARVEY, Bobby | 1-1 | 27:12 | 27.2 | 2-8 | .250 | 1-6 | .167 | 0-0 | .000 | 0 | 3 | 3 | 3.0 | 2 | 0 | 2 | 1 | 0 | 3 | 5 | 5.0 |
| Team | | | | | | | | | | | 2 | 3 | 5 | | | | | 2 | | | | |
| Total | | 1 | 200 | | 22-48 | .458 | 7-23 | .304 | 10-15 | .667 | 12 | 25 | 37 | 37.0 | 18 | 0 | 12 | 19 | 4 | 7 | 61 | 61.0 |
| Opponents | | 1 | 200 | | 16-44 | .364 | 0-7 | .000 | 9-13 | .692 | 6 | 14 | 20 | 20.0 | 13 | 0 | 3 | 19 | 0 | 8 | 41 | 41.0 |

Losses (16 total)

| No. | Player | | | | Total | | 3-Point | | F-Throw | | Rebounds | | | | | | | | | | | |
|-----------|---------------------|-------|--------|------|---------|------|----------|------|---------|------|----------|-----|-----|------|-----|----|-----|-----|-----|-----|------|------|
| | | GP-GS | MIN | AVG | FG-FGA | FG% | 3FG-3FGA | 3FG% | FT-FTA | FT% | OFF | DEF | TOT | AVG | PF | DQ | A | TO | BLK | STL | PTS | AVG |
| 00 | MAXWELL, B.J. | 16-15 | 502:41 | 31.4 | 59-178 | .331 | 19-80 | .238 | 37-45 | .822 | 18 | 53 | 71 | 4.4 | 46 | 0 | 11 | 29 | 6 | 14 | 174 | 10.9 |
| 4 | LASTRAP, Bakari | 16-1 | 317:33 | 19.8 | 41-95 | .432 | 6-15 | .400 | 18-28 | .643 | 6 | 19 | 25 | 1.6 | 27 | 0 | 34 | 42 | 0 | 8 | 106 | 6.6 |
| 12 | SEAY, Azariah | 16-4 | 288:58 | 18.1 | 40-112 | .357 | 7-41 | .171 | 14-17 | .824 | 16 | 27 | 43 | 2.7 | 33 | 1 | 12 | 22 | 1 | 10 | 101 | 6.3 |
| 1 | PRUITT, KJ | 9-9 | 239:10 | 26.6 | 17-41 | .415 | 3-12 | .250 | 8-13 | .615 | 8 | 22 | 30 | 3.3 | 18 | 0 | 16 | 31 | 3 | 8 | 45 | 5.0 |
| 10 | DEPERSIA, Mike | 12-4 | 268:16 | 22.4 | 18-44 | .409 | 11-23 | .478 | 8-14 | .571 | 4 | 24 | 28 | 2.3 | 21 | 1 | 29 | 12 | 0 | 5 | 55 | 4.6 |
| 2 | HARVEY, Bobby | 8-0 | 144:54 | 18.1 | 11-40 | .275 | 9-25 | .360 | 2-3 | .667 | 4 | 16 | 20 | 2.5 | 16 | 1 | 5 | 6 | 1 | 0 | 33 | 4.1 |
| 5 | MCCLURE, Nathan | 16-14 | 417:56 | 26.1 | 23-63 | .365 | 10-39 | .256 | 10-11 | .909 | 19 | 43 | 62 | 3.9 | 42 | 0 | 17 | 22 | 1 | 19 | 66 | 4.1 |
| 25 | STANTON III, Boston | 16-16 | 380:38 | 23.8 | 23-100 | .230 | 12-50 | .240 | 8-14 | .571 | 2 | 29 | 31 | 1.9 | 27 | 0 | 20 | 37 | 2 | 8 | 66 | 4.1 |
| 23 | ISITUA, Chuks | 16-4 | 244:05 | 15.3 | 27-44 | .614 | 0-0 | .000 | 10-21 | .476 | 12 | 24 | 36 | 2.3 | 39 | 2 | 2 | 20 | 6 | 6 | 64 | 4.0 |
| 24 | CARRASCO, Jonah | 16-13 | 281:14 | 17.6 | 20-46 | .435 | 0-0 | .000 | 19-34 | .559 | 24 | 27 | 51 | 3.2 | 38 | 1 | 5 | 15 | 10 | 4 | 59 | 3.7 |
| 33 | PANDEV, Dimitar | 15-0 | 114:34 | 7.6 | 12-27 | .444 | 3-9 | .333 | 8-13 | .615 | 8 | 16 | 24 | 1.6 | 10 | 0 | 4 | 9 | 1 | 0 | 35 | 2.3 |
| Team | | | | | | | | | | | 35 | 25 | 60 | | | | | 19 | | | | |
| Total | | 16 | 3200 | | 291-790 | .368 | 80-294 | .272 | 142-213 | .667 | 156 | 325 | 481 | 30.1 | 317 | 6 | 155 | 264 | 31 | 82 | 804 | 50.3 |
| Opponents | | 16 | 3200 | | 367-812 | .452 | 130-358 | .363 | 251-334 | .751 | 165 | 373 | 538 | 33.6 | 235 | 3 | 204 | 206 | 47 | 112 | 1115 | 69.7 |

Home (1-6)

| No. | Player | | | | Total | | 3-Point | | F-Throw | | Rebounds | | | | | | | | | | | |
|-----------|---------------------|-------|--------|------|---------|------|----------|------|---------|------|----------|-----|-----|------|-----|----|----|-----|-----|-----|-----|------|
| | | GP-GS | MIN | AVG | FG-FGA | FG% | 3FG-3FGA | 3FG% | FT-FTA | FT% | OFF | DEF | TOT | AVG | PF | DQ | A | TO | BLK | STL | PTS | AVG |
| 00 | MAXWELL, B.J. | 6-6 | 197:09 | 32.9 | 25-65 | .385 | 8-26 | .308 | 11-13 | .846 | 9 | 18 | 27 | 4.5 | 18 | 0 | 5 | 16 | 0 | 7 | 69 | 11.5 |
| 4 | LASTRAP, Bakari | 7-1 | 148:47 | 21.3 | 21-49 | .429 | 3-6 | .500 | 12-15 | .800 | 5 | 14 | 19 | 2.7 | 15 | 0 | 17 | 18 | 0 | 4 | 57 | 8.1 |
| 12 | SEAY, Azariah | 7-2 | 124:53 | 17.8 | 19-40 | .475 | 4-15 | .267 | 6-7 | .857 | 6 | 12 | 18 | 2.6 | 17 | 1 | 4 | 13 | 1 | 7 | 48 | 6.9 |
| 10 | DEPERSIA, Mike | 4-1 | 93:38 | 23.4 | 8-17 | .471 | 3-7 | .429 | 3-5 | .600 | 1 | 4 | 5 | 1.3 | 5 | 0 | 10 | 5 | 0 | 3 | 22 | 5.5 |
| 25 | STANTON III, Boston | 7-7 | 189:23 | 27.1 | 12-58 | .207 | 6-31 | .194 | 7-10 | .700 | 2 | 6 | 8 | 1.1 | 12 | 0 | 5 | 15 | 0 | 5 | 37 | 5.3 |
| 1 | PRUITT, KJ | 4-4 | 113:52 | 28.5 | 8-21 | .381 | 1-5 | .200 | 3-6 | .500 | 4 | 9 | 13 | 3.3 | 9 | 0 | 11 | 8 | 1 | 5 | 20 | 5.0 |
| 24 | CARRASCO, Jonah | 7-5 | 144:48 | 20.7 | 12-24 | .500 | 0-0 | .000 | 11-19 | .579 | 13 | 14 | 27 | 3.9 | 13 | 0 | 2 | 9 | 6 | 0 | 35 | 5.0 |
| 33 | PANDEV, Dimitar | 6-0 | 59:12 | 9.9 | 8-15 | .533 | 3-8 | .375 | 5-8 | .625 | 6 | 11 | 17 | 2.8 | 7 | 0 | 3 | 5 | 0 | 1 | 24 | 4.0 |
| 23 | ISITUA, Chuks | 7-2 | 107:23 | 15.3 | 11-20 | .550 | 0-0 | .000 | 5-11 | .455 | 7 | 12 | 19 | 2.7 | 20 | 2 | 1 | 7 | 2 | 3 | 27 | 3.9 |
| 2 | HARVEY, Bobby | 3-1 | 64:40 | 21.6 | 4-19 | .211 | 3-13 | .231 | 0-1 | .000 | 0 | 6 | 6 | 2.0 | 9 | 1 | 2 | 5 | 1 | 3 | 11 | 3.7 |
| 5 | MCCLURE, Nathan | 7-6 | 156:14 | 22.3 | 7-19 | .368 | 1-9 | .111 | 3-4 | .750 | 7 | 17 | 24 | 3.4 | 17 | 0 | 4 | 14 | 0 | 5 | 18 | 2.6 |
| Team | | | | | | | | | | | 17 | 16 | 33 | | | | | 5 | | | | |
| Total | | 7 | 1400 | | 135-347 | .389 | 32-120 | .267 | 66-99 | .667 | 77 | 139 | 216 | 30.9 | 142 | 4 | 64 | 120 | 11 | 43 | 368 | 52.6 |
| Opponents | | 7 | 1400 | | 157-355 | .442 | 53-161 | .329 | 102-129 | .791 | 75 | 152 | 227 | 32.4 | 106 | 1 | 81 | 105 | 21 | 48 | 469 | 67.0 |

Road/Neutral (0-10)

| No. | Player | | | | Total | | 3-Point | | F-Throw | | Rebounds | | | | | | | | | | | |
|-----------|---------------------|-------|--------|------|---------|------|----------|------|---------|-------|----------|-----|-----|------|-----|----|-----|-----|-----|-----|-----|------|
| | | GP-GS | MIN | AVG | FG-FGA | FG% | 3FG-3FGA | 3FG% | FT-FTA | FT% | OFF | DEF | TOT | AVG | PF | DQ | A | TO | BLK | STL | PTS | AVG |
| 00 | MAXWELL, B.J. | 10-9 | 305:32 | 30.6 | 34-113 | .301 | 11-54 | .204 | 26-32 | .813 | 9 | 35 | 44 | 4.4 | 28 | 0 | 6 | 13 | 6 | 7 | 105 | 10.5 |
| 12 | SEAY, Azariah | 10-2 | 182:20 | 18.2 | 24-76 | .316 | 4-28 | .143 | 9-12 | .750 | 12 | 19 | 31 | 3.1 | 18 | 0 | 8 | 12 | 0 | 3 | 61 | 6.1 |
| 4 | LASTRAP, Bakari | 10-0 | 188:20 | 18.8 | 23-51 | .451 | 4-10 | .400 | 9-17 | .529 | 1 | 8 | 9 | 0.9 | 16 | 0 | 19 | 29 | 0 | 5 | 59 | 5.9 |
| 5 | MCCLURE, Nathan | 10-9 | 288:32 | 28.9 | 18-50 | .360 | 9-33 | .273 | 8-9 | .889 | 14 | 31 | 45 | 4.5 | 26 | 0 | 14 | 8 | 1 | 14 | 53 | 5.3 |
| 1 | PRUITT, KJ | 6-6 | 156:20 | 26.1 | 11-25 | .440 | 3-9 | .333 | 5-7 | .714 | 4 | 14 | 18 | 3.0 | 10 | 0 | 7 | 23 | 3 | 5 | 30 | 5.0 |
| 2 | HARVEY, Bobby | 6-0 | 107:26 | 17.9 | 9-29 | .310 | 7-18 | .389 | 2-2 | 1.000 | 4 | 13 | 17 | 2.8 | 9 | 0 | 5 | 2 | 0 | 0 | 27 | 4.5 |
| 23 | ISITUA, Chuks | 10-2 | 152:39 | 15.3 | 17-26 | .654 | 0-0 | .000 | 8-14 | .571 | 6 | 13 | 19 | 1.9 | 23 | 0 | 2 | 16 | 5 | 3 | 42 | 4.2 |
| 10 | DEPERSIA, Mike | 8-3 | 174:38 | 21.8 | 10-27 | .370 | 8-16 | .500 | 5-9 | .556 | 3 | 20 | 23 | 2.9 | 16 | 1 | 19 | 7 | 0 | 2 | 33 | 4.1 |
| 25 | STANTON III, Boston | 10-10 | 217:34 | 21.8 | 13-50 | .260 | 8-25 | .320 | 3-6 | .500 | 0 | 23 | 23 | 2.3 | 17 | 0 | 17 | 25 | 2 | 3 | 37 | 3.7 |
| 24 | CARRASCO, Jonah | 10-9 | 155:19 | 15.5 | 12-27 | .444 | 0-0 | .000 | 8-16 | .500 | 15 | 15 | 30 | 3.0 | 27 | 1 | 3 | 7 | 6 | 4 | 32 | 3.2 |
| 33 | PANDEV, Dimitar | 10-0 | 71:20 | 7.1 | 7-17 | .412 | 1-4 | .250 | 3-5 | .600 | 3 | 8 | 11 | 1.1 | 3 | 0 | 3 | 5 | 1 | 0 | 18 | 1.8 |
| Team | | | | | | | | | | | 20 | 12 | 32 | | | | | 16 | | | | |
| Total | | 10 | 2000 | | 178-491 | .363 | 55-197 | .279 | 86-129 | .667 | 91 | 211 | 302 | 30.2 | 193 | 2 | 103 | 163 | 24 | 46 | 497 | 49.7 |
| Opponents | | 10 | 2000 | | 226-501 | .451 | 77-204 | .377 | 158-218 | .725 | 96 | 235 | 331 | 33.1 | 142 | 2 | 126 | 120 | 26 | 72 | 687 | 68.7 |

STARTING LINEUPS

| Date | Opponent | Outcome | Name | Name | Name | Name | Name | First Sub (Time) |
|-------|--------------------|----------|----------|----------|----------|-------------|----------|---------------------------------|
| 11/9 | at Butler | L, 47-56 | Maxwell | Pruitt | McClure | Stanton III | Carrasco | DePersia (16:59) |
| 11/11 | at Evansville | L, 40-60 | Maxwell | Pruitt | McClure | Stanton III | Carrasco | DePersia (17:18) |
| 11/15 | vs. Denver | L, 47-63 | Maxwell | Pruitt | McClure | Stanton III | Carrasco | Harvey (17:57) |
| 11/16 | vs. TAMUCC | L, 59-65 | Maxwell | Pruitt | McClure | Stanton III | Carrasco | Isitua (18:12) |
| 11/17 | at UTSA | L, 57-60 | Maxwell | Pruitt | McClure | Stanton III | Carrasco | Isitua/Seay (15:55) |
| 11/23 | Spalding | W, 61-41 | Harvey | Pruitt | McClure | Stanton III | Carrasco | LaStrap/Isitua/Seay (15:18) |
| 12/2 | *Detroit Mercy | L, 45-69 | Maxwell | Pruitt | McClure | Stanton III | Carrasco | DePersia/Harvey (16:28) |
| 12/4 | *Oakland | L, 45-78 | Maxwell | Pruitt | McClure | Stanton III | Carrasco | DePersia/Isitua/Seay (14:14) |
| 12/10 | at Tennessee St. | L, 44-70 | Maxwell | Pruitt | DePersia | Stanton III | Isitua | Carrasco/Harvey/McClure (15:53) |
| 12/16 | Chicago St. | L, 55-61 | Maxwell | Pruitt | LaStrap | Stanton III | Isitua | Carrasco (17:21) |
| 12/21 | Morehead St. | L, 52-80 | Maxwell | Seay | McClure | Stanton III | Isitua | LaStrap (17:05) |
| 1/8 | *at Wright St. | L, 58-72 | Maxwell | Seay | McClure | Stanton III | Carrasco | LaStrap (17:27) |
| 1/10 | *UIC | L, 65-67 | Maxwell | Seay | McClure | Stanton III | Carrasco | LaStrap (16:09) |
| 1/13 | *at Green Bay | L, 54-69 | DePersia | Seay | McClure | Stanton III | Carrasco | Maxwell (16:36) |
| 1/15 | *at Milwaukee | L, 54-89 | Maxwell | Isitua | McClure | Stanton III | Carrasco | DePersia (16:47) |
| 1/18 | at Ohio State | L, 37-83 | Maxwell | DePersia | McClure | Stanton III | Carrasco | LaStrap (18:03) |
| 1/20 | *Wright St. | L, 45-73 | Maxwell | DePersia | McClure | Stanton III | Carrasco | Isitua (15:51) |
| 1/22 | *Northern Ky. | | | | | | | |
| 1/24 | Brescia Univ. | | | | | | | |
| 1/27 | *at Oakland | | | | | | | |
| 1/29 | *at Detroit Mercy | | | | | | | |
| 2/3 | *Youngstown St. | | | | | | | |
| 2/5 | *Robert Morris | | | | | | | |
| 2/10 | *at Purdue FW | | | | | | | |
| 2/12 | *at Cleveland St. | | | | | | | |
| 2/14 | *at UIC | | | | | | | |
| 2/17 | *at Robert Morris | | | | | | | |
| 2/19 | *at Youngstown St. | | | | | | | |
| 2/24 | *Milwaukee | | | | | | | |
| 2/26 | *Green Bay | | | | | | | |
| 3/1 | HL - 1st Round | | | | | | | |
| 3/3 | HL - Quarterfinals | | | | | | | |
| 3/7 | HL - Semifinals | | | | | | | |
| 3/8 | HL - Championship | | | | | | | |

IUPUI TEAM HIGHS

| | | | |
|------------|-------|--------------------|---------|
| POINTS | 65 | UIC | Jan. 10 |
| FG MADE | 26 | UIC | Jan. 10 |
| FG ATT | 56 | at Wright State | Jan. 8 |
| FG PCT. | 52.0% | UIC | Jan. 10 |
| 3FG MADE | 9 | vs. Denver | Nov. 15 |
| 3FG ATT | 27 | vs. Denver | Nov. 15 |
| 3FG PCT. | 41.2% | at Wright State | Jan. 8 |
| FT MADE | 16 | vs. TAMUCC | Nov. 16 |
| FT ATT | 23 | vs. TAMUCC | Nov. 16 |
| FT PCT | 80.0% | UIC | Jan. 10 |
| OFF. REB | 13 | vs. Morehead State | Dec. 21 |
| DEF. REB | 31 | vs. TAMUCC | Nov. 16 |
| REB | 41 | vs. TAMUCC | Nov. 16 |
| REB MARGIN | +17 | Spalding | Nov. 23 |
| AST | 15 | at Green Bay | Jan. 13 |
| STL | 11 | at Wright State | Jan. 8 |
| BLK | 6 | at UTSA | Nov. 17 |
| TO | 25 | vs. TAMUCC | Nov. 16 |
| TO MARGIN | +13 | Chicago State | Dec. 16 |
| FOULS | 26 | Oakland | Dec. 4 |

OPPONENT TEAM HIGHS

| | | | |
|------------|-------|----------------------|---------|
| POINTS | 89 | at Milwaukee | Jan. 15 |
| FG MADE | 33 | at Milwaukee | Jan. 15 |
| FG ATT | 63 | at UTSA | Nov. 17 |
| FG PCT. | 62.3% | at Milwaukee | Jan. 15 |
| 3FG MADE | 13 | at Milwaukee | Jan. 15 |
| 3FG ATT | 30 | Chicago State | Dec. 16 |
| 3FG PCT. | 52.0% | at Milwaukee | Jan. 15 |
| FT MADE | 28 | Oakland | Dec. 4 |
| FT ATT | 35 | vs. TAMUCC | Nov. 16 |
| FT PCT | 87.5% | Oakland | Dec. 4 |
| OFF. REB | 19 | at UTSA | Nov. 17 |
| DEF. REB | 30 | at Evansville | Nov. 11 |
| REB | 47 | Chicago State | Dec. 16 |
| REB MARGIN | +20 | Chicago State | Dec. 16 |
| AST | 19 | (2x) at Ohio State | Jan. 18 |
| STL | 12 | (2x) last vs. TAMUCC | Nov. 16 |
| BLK | 6 | Chicago State | Dec. 16 |
| TO | 24 | Chicago State | Dec. 16 |
| TO MARGIN | +15 | Oakland | Dec. 4 |
| FOULS | 24 | vs. TAMUCC | Nov. 16 |

IUPUI PLAYER GAME HIGHS

| | | |
|---------------|-------|-------------------------------------|
| POINTS | 20 | Maxwell vs. Chicago St. (12/16) |
| FG MADE | 8 | (2x) Seay vs. Morehead St. (12/21) |
| FG ATT | 18 | (2x) Seay at Green Bay (1/13) |
| FG PCT. | 70.0% | LaStrap vs. UIC (1/10) |
| (min. 5 made) | | |
| 3FG MADE | 3 | (5x) Maxwell at Green Bay (1/13) |
| 3FG ATT | 7 | (5x) Maxwell at Green Bay (1/13) |
| 3FG PCT. | 100% | Pandev vs. Morehead St. (12/21) |
| (min. 2 made) | | |
| FT MADE | 6 | (2x) McClure at Milwaukee (1/15) |
| FT ATT | 6 | (8x) Carrasco vs. Wright St. (1/20) |
| FT PCT | 100% | (2x) McClure at Milwaukee (1/15) |
| (min. 3 made) | | |
| REB | 10 | Maxwell at UTSA (11/17) |
| AST | 5 | (2x) DePersia at Green Bay (1/13) |
| STL | 6 | McClure at Wright St. (1/8) |
| BLK | 2 | (9x) Carrasco at Green Bay (1/13) |
| TO | 6 | Maxwell vs. Detroit Mercy (12/2) |

IUPUI TEAM LOWS

| | | | |
|------------|-------|--------------------------|---------|
| POINTS | 37 | at Ohio State | Jan. 18 |
| FG MADE | 13 | at Ohio State | Jan. 18 |
| FG ATT | 40 | at Ohio State | Jan. 18 |
| FG PCT. | 30.8% | vs. Denver | Nov. 15 |
| 3FG MADE | 2 | (2x) last vs. Wright St. | Jan. 20 |
| 3FG ATT | 10 | vs. Wright St. | Jan. 20 |
| 3FG PCT. | 12.5% | Oakland | Dec. 4 |
| FT MADE | 4 | at UTSA | Nov. 17 |
| FT ATT | 8 | at UTSA | Nov. 17 |
| FT PCT | 50.0% | (2x) last at UTSA | Nov. 17 |
| OFF. REB | 6 | (3x) last at Ohio State | Jan. 18 |
| DEF. REB | 13 | at Ohio State | Jan. 18 |
| REB | 19 | at Ohio State | Jan. 18 |
| REB MARGIN | -20 | Chicago State | Dec. 16 |
| AST | 5 | Morehead State | Dec. 21 |
| STL | 1 | Morehead State | Dec. 21 |
| BLK | 0 | (4x) last vs. Wright St. | Jan. 20 |
| TO | 9 | at Butler | Nov. 9 |
| TO MARGIN | -15 | Oakland | Dec. 4 |
| FOULS | 12 | at Tennessee State | Dec. 10 |

OPPONENT TEAM LOWS

| | | | |
|------------|-------|-------------------------|---------|
| POINTS | 41 | Spalding | Nov. 23 |
| FG MADE | 15 | at Butler | Nov. 9 |
| FG ATT | 38 | at Evansville | Nov. 11 |
| FG PCT. | 33.3% | at UTSA | Nov. 17 |
| 3FG MADE | 0 | Spalding | Nov. 23 |
| 3FG ATT | 7 | Spalding | Nov. 23 |
| 3FG PCT. | 00.0% | Spalding | Nov. 23 |
| FT MADE | 9 | Spalding | Nov. 23 |
| FT ATT | 13 | (3x) last at Milwaukee | Jan. 15 |
| FT PCT | 54.2% | vs. Denver | Nov. 15 |
| OFF. REB | 3 | at Evansville | Nov. 11 |
| DEF. REB | 14 | (2x) last vs. Spalding | Nov. 23 |
| REB | 20 | Spalding | Nov. 23 |
| REB MARGIN | -17 | Spalding | Nov. 23 |
| AST | 3 | Spalding | Nov. 23 |
| STL | 3 | (3x) last at Green Bay | Jan. 13 |
| BLK | 0 | (2x) last vs. TAMUCC | Nov. 16 |
| TO | 8 | (2x) last at Ohio State | Jan. 18 |
| TO MARGIN | -13 | Chicago State | Dec. 16 |
| FOULS | 10 | at Evansville | Nov. 11 |

OPPOSING PLAYER GAME HIGHS

| | | |
|---------------|-------|--|
| POINTS | 22 | K.J. Hunt vs. Denver (11/15) |
| FG MADE | 9 | K.J. Hunt vs. Denver (11/15) |
| FG ATT | 17 | Dhieu Deing at UTSA (11/17) |
| FG PCT. | 80.0% | Dedric Boyd at Tenn. St. (12/10) |
| (min. 5 made) | | |
| 3FG MADE | 5 | (2x) DeAndre Gholston at Milw. (1/15) |
| 3FG ATT | 12 | Antoine Davis vs. UDM (12/2) |
| 3FG PCT. | 100% | Michael Henn vs. Denver (11/15) |
| (min. 2 made) | | |
| FT MADE | 10 | (2x) Jalen Moore vs. Oakland (12/4) |
| FT ATT | 13 | Chuck Harris vs. Butler (11/9) |
| FT PCT | 100% | Jalen Moore vs. Oakland (12/4) |
| (min. 3 made) | | |
| REB | 14 | Cedrick Alley Jr. vs. UTSA (11/17) |
| AST | 10 | Antoine Davis vs. UDM (12/2) |
| STL | 4 | (3x) Christian Brown at TSU (12/10) |
| BLK | 4 | Teddy BayiBa Mendeng vs. Chi St. (12/16) |
| TO | 8 | Jahsean Corbett vs. Chicago St. (12/16) |



IUPUI Hall of Famer **Matt Crenshaw** was named the tenth head coach of the Jaguars' men's basketball program in April 2021. Crenshaw, the program's all-time leader in assists and longtime assistant coach, was selected following a national search, facilitated by an IUPUI campus-wide search committee and assisted by Parker Executive Search. He brings 15 years of collegiate coaching experience to the Jaguar program.

Before his return to IUPUI, Crenshaw spent three seasons as an assistant at Ball State, serving as the Cardinals' co-defensive coordinator. In addition, he was instrumental in BSU's guard development, recruiting efforts and advance scouting. Under his tutelage, Ball State boasted All-Mid-American Conference performers Tayler Persons, Ishmael El-Amin, K.J. Walton and 2019-20 MAC Freshman of the Year Jarron Coleman. In addition, Ball State had the MAC's best scoring defense during the 2019-2020 season and captured a West Division championship before the season was halted due to COVID-19.

Crenshaw previously spent 12 seasons on the IUPUI bench, including his final seven years as the program's associate head coach. He was on the IUPUI coaching staff when the Jaguars notched a 26-7 mark in 2007-2008, led by the program's first NBA Draft pick, George Hill. While at IUPUI, he coached 15 all-league performers, two all-district honorees, three Mid-Major All-Americans and one CoSIDA Academic All-American.

His time on the IUPUI sidelines spanned the tenures of three head coaches, starting with his college coach Ron Hunter. Crenshaw was instrumental in a pair of firsts - leading the Jaguars to their first NCAA Tournament as a player and helping the program to its first postseason victory as a coach.

That victory came in the 2010 College Basketball Invitational as part of a 25-win season in which IUPUI fell one win shy of tying the program's single-season record for victories. That season also included one of the Jaguars' two trips to the Summit League championship game during Crenshaw's time on the bench.

In May of 2013, Crenshaw was selected from a competitive field of talented assistant coaches and invited to participate in the NCAA's A.C.E (Achieving Coaching Excellence) Program. The professional development seminar provided an opportunity to focus on training and education in the areas of leadership, communication, campus relations, media, community involvement and program management. He was able to implement much of the training as he has excelled in academic oversight and been active on campus, both at IUPUI and Ball State. He's also helped spearhead community service initiatives in both Indianapolis and Muncie.

As a player, Crenshaw gained national acclaim in March 2003 when his last second jumper sent IUPUI to a thrilling win over Valparaiso in the Mid-Continent Conference championship game and the program's first-ever NCAA Tournament berth.

The Charlottesville, Va.-native capped his collegiate career with an outstanding senior season, earning Mid-Con Defensive Player of the Year honors and Honorable Mention All Mid-Con honors. The 6-foot-2 guard averaged 11.7 points, 5.6 assists



THE CRENSHAW FILE

| | |
|-----------------------------|--|
| Alma Mater: | IUPUI, '04 |
| Seasons with IUPUI: | 13th season overall; 1st as HC |
| Career Record: | 1-16 (1st season) |
| IUPUI Record: | 1-16 (1st season) |
| Coaching Experience: | 2006-10, Asst. Coach, IUPUI 2010-18, Associate Head Coach, IUPUI 2018-21, Assistant Coach, Ball State 2021-present, Head Coach, IUPUI |

and 4.4 rebounds per game as IUPUI went 21-11 overall. He shot 57.3 percent from the floor from his guard spot, while playing 36.3 minutes per game. He was a Preseason All Mid-Con selection prior to his senior season.

He finished his career ranked sixth in school history with 157 steals and led the Mid-Con as a junior and senior in assist-to-turnover ratio. He played in 123 career games, making 98 starts during his four years, totaling 923 points and 422 rebounds to accompany his school record 510 assists. He later had his No. 21 jersey retired by the program, becoming just the third former player to have his number retired to the IUPUI rafters.

After graduating from IUPUI in 2004, Crenshaw spent two years playing professionally both in the U.S. and overseas. He has played professionally in the ABA, Slovakia and Poland. While in Slovakia, he helped his squad to the Slovakian National Championship, while earning Playoff MVP honors. He was pegged by Eurobasket.com as the All-Slovakian League Import Player of the Year and First Team All-League before turning his attention to the coaching ranks.

ALL-TIME RESULTS

Northern Kentucky (4-9)

H: 2-3, A: 2-6, N: 0-0

D1 era: 3-5, OT: 0-0

| Date | Opponent | Score | Result |
|------------|----------|-------|--------|
| 12-16-1981 | A | 57-81 | L |
| 12-15-1982 | H | 83-71 | W |
| 1-17-1983 | A | 46-61 | L |
| 1-17-1984 | H | 72-79 | L |
| 12-19-1984 | A | 68-82 | L |
| 12-28-2017 | A | 59-77 | L |
| 2-25-2018 | H | 56-75 | L |
| 12-28-2018 | A | 77-92 | L |
| 2-1-2019 | H | 83-77 | W |
| 1-12-2020 | H | 71-96 | L |
| 2-14-2020 | A | 70-84 | L |
| 1-15-2021 | A | 74-69 | W |
| 1-16-2021 | A | 65-63 | W |

THE LAST MEETING - WRIGHT STATE 72, IUPUI 58 (JAN. 8, 2022 - DAYTON, OHIO)

JAGS SWEEP NORTHERN KENTUCKY BEHIND BURK AND MINNETT'S 41

HIGHLAND HEIGHTS, Ky. – The IUPUI basketball team completed a two-game sweep at Northern Kentucky on Saturday night (Jan. 16), edging the Norse 65-63 inside BB&T Arena. Senior Marcus Burk pumped in a game-high 23 points and Jaylen Minnett contributed 18 points as the Jaguars connected on 11-of-30 three-point attempts in the victory.

NKU's Marques Warrick missed a potential game-winning wing three as time expired, capping a second straight wild affair.

"I thought that as a team we're learning how to play hard and just learning how to win as a team," head coach Byron Rimm II said. "We had some guys step up and hit some key shots. Mike DePersia made a key shot and some free throws and Nate (McClure) and AZ and Elijah had a big putback and some of those other guys made plays when we needed them.

"Teams are going to focus on Jaylen and Burk and those guys' opportunities are going to come to step up and make plays. It's a big difference from last year. Guys are cheering each other on and you can see us slowly becoming a good basketball team."

After David Bohm put Northern Kentucky in front 61-60 with a three-point play with 4:18 left, the Jags mimicked their effort from the day prior and came up with key plays in key moments down the stretch. It began when Burk collected a steal and then followed up a Minnett miss with a putback with 3:48 remaining to put the Jags in front. After the team traded multiple empty trips, Elijah Goss came up with his biggest contribution of the night when he followed up an Azariah Seay miss with 59 seconds to play, giving the Jags a 64-61 lead.

The Jags locked in defensively from there as Seay drew the assignment to contest a Warrick jumper and then rebounded a Trevon Faulkner attempt with 25 seconds left.

"AZ's one of our better defenders one-on-one. He's long and he's athletic and I really think having he and Bobby and Jaylen work on (Warrick) defensively really tired him out," Rimm said. "I don't know - I'd like to think it played a role in him missing that last shot."

NKU, which had committed just four personal fouls at that point, was forced to spend three fouls to send the Jags to the foul line. DePersia hit the all important first foul shot of the 1-and-1 to give the Jags a two possession lead with 19 seconds left.

Warrick made things interesting by spinning his way through traffic for a layup with 6.9 seconds left and Bobby Harvey was fouled after the Jags nearly botched the ensuing inbound under NKU's bucket. Harvey missed the front of the 1-and-1 with 4.9 seconds left, but Warrick was well off the mark on a contested jumper at the final horn.

IUPUI held NKU to 43 percent shooting for the game and 4-of-13 (30.8 percent) from three-point range. The Jags also forced 18 NKU turnovers and converted them into 21 points, including 17 fast break points.

While Burk connected on 9-of-15 shots, including three threes, he also provided six boards and a career-high six steals. He and Minnett drew the yeoman's share of the NKU defensive attention, allowing for open looks from a cast of Jaguar role players.

Seay finished with six points off the bench while Goss had six points and five rebounds. McClure, who made his second straight start, added five points and DePersia closed with four. Faulkner led NKU with 16 points and Bohm tallied seven of his 12 points before halftime. Adrian Nelson added seven points and 13 rebounds for the Norse while Warrick was limited to nine points on 3-of-11 shooting.

Minnett and Burk supplied nearly all of the Jaguars' offense in the first half with the degree of difficulty of their makes increasing as the game progressed. While Minnett drilled his share of contested shots, he capped the half with a twisting left-handed layup to give the Jags a 32-26 lead at the break. The NKU defense tried to deny and force the ball out of both their hands throughout the second half, routinely running double teams at both snipers. Minnett responded with four assists against just one turnover as the duo attempted just 12 second half shots after firing 19 attempts before the break.

IUPUI, which hadn't won in Highland Heights ever coming into the week, claimed a second victory in a just more than 24-hour span by a combined seven points.

IUPUI 65 • 3-4,2-4 Horizon

| # | Player | | Total | | 3-Ptr | | Rebounds | | PF | TP | A | TO | Blk | Stl | Min |
|--------|-----------------|---|-------|-------|-------|-----|----------|-----|----|----|---|----|-----|-----|-----|
| | | | FG | FGA | FT | FTA | Off | Def | | | | | | | |
| 32 | GOSS, Elijah | f | 3-8 | 0-0 | 0-2 | 2 | 3 | 5 | 2 | 6 | 0 | 0 | 0 | 1 | 38 |
| 00 | MINNETT, Jaylen | g | 7-16 | 3-11 | 1-2 | 1 | 4 | 5 | 1 | 18 | 4 | 1 | 0 | 0 | 37 |
| 05 | McCLURE, Nathan | g | 2-3 | 1-2 | 0-0 | 0 | 1 | 1 | 2 | 5 | 0 | 1 | 1 | 0 | 13 |
| 10 | DePERSIA, Mike | g | 1-3 | 1-2 | 1-2 | 0 | 0 | 0 | 2 | 4 | 1 | 2 | 1 | 1 | 28 |
| 14 | BURK, Marcus | g | 9-15 | 3-6 | 2-3 | 2 | 4 | 6 | 4 | 23 | 1 | 5 | 0 | 6 | 38 |
| 02 | HARVEY, Bobby | | 1-6 | 1-4 | 0-1 | 1 | 3 | 4 | 3 | 3 | 1 | 2 | 1 | 0 | 27 |
| 04 | LaSTRAP, Bakari | | 0-0 | 0-0 | 0-0 | 0 | 0 | 0 | 1 | 0 | 0 | 1 | 0 | 0 | 5 |
| 12 | SEAY, Azariah | | 2-6 | 2-5 | 0-0 | 0 | 2 | 2 | 3 | 6 | 1 | 1 | 0 | 0 | 12 |
| 24 | CARRASCO, Jonah | | 0-0 | 0-0 | 0-0 | 0 | 0 | 0 | 0 | 0 | 0 | 1 | 0 | 0 | 1 |
| 33 | PANDEV, Dimitar | | 0-0 | 0-0 | 0-0 | 1 | 0 | 1 | 0 | 0 | 0 | 0 | 0 | 0 | 1 |
| | Team | | | | | 2 | 3 | 5 | | | | | | | |
| Totals | | | 25-57 | 11-30 | 4-10 | 9 | 20 | 29 | 18 | 65 | 8 | 14 | 3 | 8 | 200 |

FG % 1st Half: 12-29 41.4% 2nd half: 13-28 46.4% Game: 25-57 43.9%
 3FG % 1st Half: 6-19 31.6% 2nd half: 5-11 45.5% Game: 11-30 36.7%
 FT % 1st Half: 2-3 66.7% 2nd half: 2-7 28.6% Game: 4-10 40.0%

Northern Ky. 63 • 5-8,3-5 Horizon

| # | Player | | Total | | 3-Ptr | | Rebounds | | | PF | TP | A | TO | Blk | Stl | Min |
|--------|-----------------|---|--------|--------|--------|-----|----------|-----|----|----|----|----|----|-----|-----|-----|
| | | | FG-FGA | FG-FGA | FT-FTA | Off | Def | Tot | | | | | | | | |
| 04 | Adrian Nelson | f | 3-4 | 0-0 | 1-4 | 2 | 11 | 13 | 1 | 7 | 1 | 3 | 1 | 1 | 1 | 27 |
| 00 | Trey Robinson | g | 1-3 | 0-0 | 1-3 | 0 | 2 | 2 | 1 | 3 | 0 | 2 | 2 | 0 | 0 | 27 |
| 03 | Marques Warrick | g | 3-11 | 1-5 | 2-2 | 0 | 2 | 2 | 2 | 9 | 1 | 1 | 0 | 0 | 0 | 34 |
| 11 | Bryson Langdon | g | 4-8 | 1-2 | 0-1 | 0 | 1 | 1 | 3 | 9 | 1 | 4 | 0 | 1 | 1 | 28 |
| 12 | Trevon Faulkner | g | 4-10 | 0-0 | 8-8 | 2 | 4 | 6 | 2 | 16 | 0 | 4 | 0 | 3 | 3 | 32 |
| 05 | Darius Harding | | 0-1 | 0-1 | 0-0 | 0 | 1 | 1 | 1 | 0 | 0 | 0 | 0 | 0 | 1 | 6 |
| 10 | John Harge | | 2-2 | 0-0 | 0-0 | 1 | 1 | 2 | 0 | 4 | 0 | 0 | 0 | 0 | 1 | 12 |
| 13 | David Böhm | | 5-8 | 1-4 | 1-1 | 0 | 1 | 1 | 1 | 12 | 1 | 2 | 0 | 0 | 0 | 17 |
| 24 | Jake Evans | | 1-1 | 1-1 | 0-0 | 0 | 0 | 0 | 0 | 3 | 3 | 2 | 0 | 0 | 0 | 16 |
| 42 | Noah Hupmann | | 0-0 | 0-0 | 0-0 | 0 | 0 | 0 | 1 | 0 | 0 | 0 | 0 | 0 | 0 | 1 |
| | Team | | | | | 1 | 2 | 3 | | | | | | | | |
| Totals | | | 23-48 | 4-13 | 13-19 | 6 | 25 | 31 | 12 | 63 | 7 | 18 | 3 | 7 | 200 | |

FG % 1st Half: 12-28 42.9% 2nd half: 11-20 55.0% Game: 23-48 47.9%
 3FG % 1st Half: 2-7 28.6% 2nd half: 2-6 33.3% Game: 4-13 30.8%
 FT % 1st Half: 0-1 0.0% 2nd half: 13-18 72.2% Game: 13-19 68.4%

Officials: Austin Jones, Michael Griffith, Bobby Daw
 Technical fouls: IUPUI-HARVEY, Bobby. Northern Ky.-None.
 Attendance:

| Score by periods | 1st | 2nd | Total |
|------------------|-----|-----|-------|
| IUPUI | 32 | 33 | 65 |
| Northern Ky. | 26 | 37 | 63 |

| Points | In | Off | 2nd | Fast | Bench |
|--------|----|-----|-----|------|-------|
| IUPUI | 20 | 21 | 19 | 17 | 9 |
| NKU | 30 | 20 | 8 | 4 | 19 |

PLAYER BIOS




B.J. MAXWELL

#00

Grad Student | Guard
6-5 | 200
Austin, Texas
LBJ (St. Edward's Univ.)

Birthdate: June 3, 1997 (age 24)
Major: Public Relations MA



KJ PRUITT

#1

Freshman | Guard
6-4 | 203
Lewisville, Texas
Sunrise Christian Academy

Birthdate: Sept. 8, 2000 (age 21)
Major: Sports Management

CAREER/SEASON HIGHS

| CAREER HIGH | CATEGORY | SEASON HIGH |
|------------------------------------|----------|-----------------------------------|
| 20 vs. Chicago State (12/16/2021) | PTS | 20 vs. Chicago State (12/16/2021) |
| 10 at UTSA (11/17/2021) | REB | 10 at UTSA (11/17/2021) |
| 5 vs. Northwestern State (1/19/19) | AST | 2 - 3x |
| 8 vs. Oakland (12/4/2021) | FG | 8 vs. Oakland (12/4/2021) |
| 18 vs. Oakland (12/4/2021) | FGA | 18 vs. Oakland (12/4/2021) |
| 4 vs. Elon (11/22/18) | 3FG | 3 - 3x |
| 7 - 5x | 3FGA | 7 - 4x |
| 6 - twice | FT | 6 vs. TAMUCC (11/16/2021) |
| 6 - 3x | FTA | 6 - twice |
| 3 - 3x | STL | 2 - 3x |
| 2 - 6x | BLK | 2 - twice |
| 38 - twice | MIN | 38 vs. Oakland (12/4/2021) |

GAME-BY-GAME

| Opponent | MIN | FG | 3FG | FT | O-D-T | PF | A | TO | B | S | PTS |
|------------------|--------------|------|-----|-----|--------|----|---|----|---|---|-----|
| Anderson | 21 | 6-9 | 1-3 | 0-0 | 0-1-1 | 3 | 0 | 0 | 0 | 0 | 13 |
| at Butler* | 27 | 4-11 | 2-7 | 4-6 | 0-6-6 | 2 | 0 | 0 | 2 | 1 | 14 |
| at Evansville* | 31 | 3-13 | 0-2 | 2-3 | 2-2-4 | 4 | 0 | 1 | 1 | 1 | 8 |
| vs. Denver* | 24 | 4-12 | 3-7 | 3-3 | 1-2-3 | 2 | 0 | 2 | 0 | 0 | 14 |
| vs. TAMUCC* | 36 | 4-12 | 0-5 | 6-6 | 1-4-5 | 3 | 0 | 4 | 0 | 1 | 14 |
| at UTSA* | 35 | 5-15 | 2-7 | 1-2 | 2-8-10 | 2 | 2 | 0 | 2 | 0 | 13 |
| Spalding | did not play | | | | | | | | | | |
| Detroit Mercy* | 29 | 4-9 | 1-3 | 1-2 | 2-2-4 | 1 | 1 | 6 | 0 | 1 | 10 |
| Oakland* | 38 | 8-18 | 0-5 | 3-4 | 4-5-9 | 4 | 0 | 5 | 0 | 2 | 19 |
| at Tenn. St.* | 36 | 3-11 | 0-5 | 2-2 | 0-2-2 | 2 | 0 | 2 | 0 | 1 | 8 |
| Chicagao St.* | 33 | 6-11 | 3-4 | 5-5 | 2-2-4 | 4 | 1 | 0 | 0 | 2 | 20 |
| Morehead St.* | 31 | 1-7 | 1-6 | 0-0 | 0-1-1 | 4 | 0 | 1 | 0 | 0 | 3 |
| at Wright St.* | 30 | 2-8 | 1-4 | 2-3 | 2-5-7 | 3 | 2 | 1 | 0 | 1 | 7 |
| UIC* | 31 | 3-12 | 2-6 | 2-2 | 1-3-4 | 2 | 1 | 2 | 0 | 1 | 10 |
| at Green Bay | 33 | 6-11 | 3-7 | 3-4 | 0-3-3 | 2 | 1 | 0 | 0 | 2 | 18 |
| at Milwaukee* | 28 | 2-12 | 0-6 | 1-1 | 1-2-3 | 4 | 1 | 1 | 1 | 0 | 5 |
| at Ohio State* | 27 | 1-8 | 0-4 | 2-2 | 0-1-1 | 4 | 0 | 2 | 0 | 0 | 4 |
| Wright St.* | 36 | 3-8 | 1-2 | 0-0 | 0-5-5 | 3 | 2 | 2 | 0 | 1 | 7 |
| Northern Ky. | | | | | | | | | | | |
| Brescia | | | | | | | | | | | |
| at Oakland | | | | | | | | | | | |
| at Detroit Mercy | | | | | | | | | | | |
| Y'town St. | | | | | | | | | | | |
| Robert Morris | | | | | | | | | | | |
| at Purdue FW | | | | | | | | | | | |
| at Cleveland St. | | | | | | | | | | | |
| at UIC | | | | | | | | | | | |
| at Robert Morris | | | | | | | | | | | |
| at Y'town St. | | | | | | | | | | | |
| Milwaukee | | | | | | | | | | | |
| Green Bay | | | | | | | | | | | |
| HL - 1st Rd. | | | | | | | | | | | |
| HL - 2nd Rd. | | | | | | | | | | | |
| HL Semis | | | | | | | | | | | |
| HL Finals | | | | | | | | | | | |

* denotes starter

CAREER STATS

| Season | GP-GS | MIN-Avg | FG | Pct. | 3FG | Pct. | FT | Pct. |
|------------|---------------------------|----------|---------|------|--------|------|-------|-------|
| 2015-16* | Did not play - redshirted | | | | | | | |
| 2016-17* | 17-0 | 179-10.5 | 23-47 | .489 | 11-24 | .458 | 1-1 | 1.000 |
| 2017-18* | 31-2 | 308-9.9 | 43-92 | .467 | 11-31 | .355 | 9-16 | .563 |
| 2018-19* | 24-19 | 642-26.8 | 79-161 | .491 | 34-84 | .405 | 29-34 | .853 |
| 2019-20** | 2-2 | 27-13.5 | 1-10 | .100 | 0-5 | .000 | 0-0 | .000 |
| 2020-21*** | 20-20 | 581-29.1 | 144-303 | .475 | 40-109 | .367 | 43-54 | .796 |
| 2021-22 | 16-15 | 504-31.5 | 59-178 | .331 | 19-80 | .238 | 37-45 | .822 |
| TOTALS | 16-15 | 504-31.5 | 59-178 | .331 | 19-80 | .238 | 37-45 | .822 |

REBOUNDS

| Season | O-D-REB-AVG. | PF-DQ | AST | TO | BLK | STL | PTS-PPG |
|------------|---------------------------|-------|-----|----|-----|-----|----------|
| 2015-16* | Did not play - redshirted | | | | | | |
| 2016-17* | 13-19-32-1.9 | 30-1 | 10 | 12 | 3 | 5 | 58-3.4 |
| 2017-18* | 27-42-69-2.2 | 52-0 | 20 | 15 | 11 | 8 | 106-3.4 |
| 2018-19* | 37-76-113-4.7 | 64-3 | 40 | 20 | 9 | 26 | 221-9.2 |
| 2019-20** | 0-0-0-0.0 | 3-0 | 1 | 2 | 0 | 2 | 2-1.0 |
| 2020-21*** | 25-80-105-5.3 | 61-2 | 46 | 41 | 11 | 25 | 371-18.6 |
| 2021-22 | 18-53-71-4.4 | 46-0 | 11 | 29 | 6 | 14 | 174-10.9 |
| TOTALS | 18-53-71-4.4 | 46-0 | 11 | 29 | 6 | 14 | 174-10.9 |

* at Abilene Christian; ** at Detroit Mercy; *** at Saint Edward's University State / TOTALS only reflect IUPUI totals

CAREER/SEASON HIGHS

| CAREER HIGH | CATEGORY | SEASON HIGH |
|------------------------------------|----------|------------------------------------|
| 10 at Tennessee State (12/10/2021) | PTS | 10 at Tennessee State (12/10/2021) |
| 7 vs. TAMUCC (11/16/2021) | REB | 7 vs. TAMUCC (11/16/2021) |
| 4 - twice | AST | 4 - twice |
| 4 at Tennessee State (12/10/2021) | FG | 4 at Tennessee State (12/10/2021) |
| 8 - twice | FGA | 8 - twice |
| 1 - 4x | 3FG | 1 - 4x |
| 3 at UTSA (11/17/2021) | 3FGA | 3 at UTSA (11/17/2021) |
| 3 vs. Chicago State (12/16/2021) | FT | 3 vs. Chicago State (12/16/2021) |
| 6 vs. Chicago State (12/16/2021) | FTA | 6 vs. Chicago State (12/16/2021) |
| 2 - 3x | STL | 2 - 3x |
| 2 at UTSA (11/17/2021) | BLK | 2 at UTSA (11/17/2021) |
| 33 vs. Oakland (12/4/2021) | MIN | 33 vs. Oakland (12/4/2021) |

GAME-BY-GAME

| Opponent | MIN | FG | 3FG | FT | O-D-T | PF | A | TO | B | S | PTS |
|------------------|--------------|-----|-----|-----|-------|----|---|----|---|---|-----|
| Anderson | 19 | 3-7 | 0-1 | 3-4 | 0-0-0 | 2 | 0 | 0 | 0 | 2 | 9 |
| at Butler* | 22 | 2-5 | 0-2 | 0-0 | 0-2-2 | 1 | 0 | 2 | 0 | 0 | 4 |
| at Evansville* | 26 | 1-2 | 0-0 | 2-4 | 0-0-0 | 1 | 0 | 3 | 0 | 1 | 4 |
| vs. Denver* | 19 | 1-3 | 0-1 | 0-0 | 0-1-1 | 3 | 1 | 5 | 0 | 0 | 2 |
| vs. TAMUCC* | 28 | 1-2 | 1-1 | 2-2 | 1-6-7 | 4 | 4 | 5 | 0 | 1 | 5 |
| at UTSA* | 30 | 2-5 | 1-3 | 0-0 | 0-3-3 | 1 | 1 | 3 | 2 | 1 | 5 |
| Spalding* | 31 | 2-5 | 1-2 | 0-0 | 0-1-1 | 1 | 2 | 0 | 1 | 2 | 5 |
| Detroit Mercy* | 31 | 3-8 | 0-2 | 0-0 | 2-2-4 | 3 | 3 | 1 | 0 | 2 | 6 |
| Oakland* | 33 | 2-5 | 0-1 | 0-0 | 2-4-6 | 4 | 4 | 5 | 0 | 0 | 4 |
| at Tenn. St.* | 32 | 4-8 | 1-2 | 1-1 | 3-2-5 | 0 | 1 | 5 | 1 | 2 | 10 |
| Chicagao St.* | 19 | 1-3 | 0-0 | 3-6 | 0-2-2 | 1 | 2 | 2 | 0 | 1 | 5 |
| Morehead St. | did not play | | | | | | | | | | |
| at Wright St. | did not play | | | | | | | | | | |
| UIC | did not play | | | | | | | | | | |
| at Green Bay | did not play | | | | | | | | | | |
| at Milwaukee | did not play | | | | | | | | | | |
| at Ohio State | did not play | | | | | | | | | | |
| Wright St. | did not play | | | | | | | | | | |
| Northern Ky. | | | | | | | | | | | |
| Brescia | | | | | | | | | | | |
| at Oakland | | | | | | | | | | | |
| at Detroit Mercy | | | | | | | | | | | |
| Y'town St. | | | | | | | | | | | |
| Robert Morris | | | | | | | | | | | |
| at Purdue FW | | | | | | | | | | | |
| at Cleveland St. | | | | | | | | | | | |
| at UIC | | | | | | | | | | | |
| at Robert Morris | | | | | | | | | | | |
| at Y'town St. | | | | | | | | | | | |
| Milwaukee | | | | | | | | | | | |
| Green Bay | | | | | | | | | | | |
| HL - 1st Rd. | | | | | | | | | | | |
| HL - 2nd Rd. | | | | | | | | | | | |
| HL Semis | | | | | | | | | | | |
| HL Finals | | | | | | | | | | | |

* denotes starter


CAREER STATS

| Season | GP-GS | MIN-Avg | FG | Pct. | 3FG | Pct. | FT | Pct. |
|---------|-------|----------|-------|------|------|------|------|------|
| 2021-22 | 10-10 | 270-27.0 | 19-46 | .413 | 4-14 | .286 | 8-13 | .615 |
| TOTALS | 10-10 | 270-27.0 | 19-46 | .413 | 4-14 | .286 | 8-13 | .615 |

REBOUNDS

| Season | O-D-REB-AVG. | PF-DQ | AST | TO | BLK | STL | PTS-PPG |
|---------|--------------|-------|-----|----|-----|-----|---------|
| 2021-22 | 8-23-31-3.1 | 19-0 | 18 | 31 | 4 | 10 | 50-5.0 |
| TOTALS | 8-23-31-3.1 | 19-0 | 18 | 31 | 4 | 10 | 50-5.0 |

PLAYER BIOS



BOBBY HARVEY

#2

Senior | Guard
6-3 | 200
Chicago, Ill.
Hillcrest (Wabash Valley J.C.)

Birthdate: Nov. 20, 1999 (age 22)
Major: General Studies



BAKARI LaSTRAP

#4

Sophomore | Guard
6-0 | 170
Houston, Texas
The Woodlands Christian Academy

Birthdate: July 10, 2001 (age 20)
Major: Business

CAREER/SEASON HIGHS

| CAREER HIGH | CATEGORY | SEASON HIGH |
|-------------------------------|----------|----------------------------------|
| 18 at Milwaukee (1/8/21) | PTS | 13 vs. Denver (11/15/2021) |
| 6 vs. Denver (11/15/2021) | REB | 6 vs. Denver (11/15/2021) |
| 2-3x | AST | 2 - twice |
| 6 at Milwaukee (1/8/21) | FG | 4 vs. Denver (11/15/2021) |
| 13 at Milwaukee (1/8/21) | FGA | 8 - twice |
| 3 vs. Denver (11/15/2021) | 3FG | 3 vs. Denver (11/15/2021) |
| 7 at Milwaukee (1/8/21) | 3FGA | 6 vs. Spalding (11/23/2021) |
| 4 at Milwaukee (1/8/21) | FT | 2 vs. Denver (11/15/2021) |
| 6 at Milwaukee (1/8/21) | FTA | 2 vs. Denver (11/15/2021) |
| 3 vs. Spalding (11/23/2021) | STL | 3 vs. Spalding (11/23/2021) |
| 1-3x | BLK | 1 vs. Chicago State (12/16/2021) |
| 31 vs. Wright State (1/23/21) | MIN | 28 vs. Spalding (11/23/2021) |

GAME-BY-GAME

| Opponent | MIN | FG | 3FG | FT | O-D-T | PF | A | TO | B | S | PTS |
|------------------|--------------|-----|-----|-----|-------|----|---|----|---|---|-----|
| Anderson* | 21 | 0-3 | 0-2 | 2-2 | 0-2-2 | 3 | 1 | 0 | 0 | 0 | 2 |
| at Butler | 17 | 0-5 | 0-3 | 0-0 | 0-1-1 | 3 | 2 | 0 | 0 | 0 | 0 |
| at Evansville | 19 | 1-2 | 1-2 | 0-0 | 1-2-3 | 1 | 1 | 1 | 0 | 0 | 3 |
| vs. Denver | 27 | 4-8 | 3-5 | 2-2 | 0-6-6 | 1 | 1 | 0 | 0 | 0 | 13 |
| vs. TAMUCC | 21 | 1-6 | 1-4 | 0-0 | 2-0-2 | 2 | 0 | 1 | 0 | 0 | 3 |
| at UTSA | 21 | 3-5 | 2-3 | 0-0 | 0-4-4 | 2 | 1 | 0 | 0 | 0 | 8 |
| Spalding* | 28 | 2-8 | 1-6 | 0-0 | 0-3-3 | 2 | 2 | 1 | 0 | 3 | 5 |
| Detroit Mercy | 19 | 2-6 | 2-3 | 0-1 | 0-2-2 | 5 | 0 | 3 | 0 | 0 | 6 |
| Oakland | did not play | | | | | | | | | | |
| at Tenn. St. | 2 | 0-3 | 0-1 | 0-0 | 1-0-1 | 0 | 0 | 0 | 0 | 0 | 0 |
| Chicgao St. | 19 | 0-5 | 0-4 | 0-0 | 0-1-1 | 2 | 0 | 1 | 1 | 0 | 0 |
| Morehead St. | did not play | | | | | | | | | | |
| at Wright St. | did not play | | | | | | | | | | |
| UIC | did not play | | | | | | | | | | |
| at Green Bay | did not play | | | | | | | | | | |
| at Milwaukee | did not play | | | | | | | | | | |
| at Ohio State | did not play | | | | | | | | | | |
| Wright St. | did not play | | | | | | | | | | |
| Northern Ky. | | | | | | | | | | | |
| Brescia | | | | | | | | | | | |
| at Oakland | | | | | | | | | | | |
| at Detroit Mercy | | | | | | | | | | | |
| Y'town St. | | | | | | | | | | | |
| Robert Morris | | | | | | | | | | | |
| at Purdue FW | | | | | | | | | | | |
| at Cleveland St. | | | | | | | | | | | |
| at UIC | | | | | | | | | | | |
| at Robert Morris | | | | | | | | | | | |
| at Y'town St. | | | | | | | | | | | |
| Milwaukee | | | | | | | | | | | |
| Green Bay | | | | | | | | | | | |
| HL - 1st Rd. | | | | | | | | | | | |
| HL - 2nd Rd. | | | | | | | | | | | |
| HL Semis | | | | | | | | | | | |
| HL Finals | | | | | | | | | | | |

* denotes starter

CAREER STATS

| Season | GP-GS | MIN-Avg | FG | Pct. | 3FG | Pct. | FT | Pct. |
|---------|-------|----------|--------|------|-------|------|-------|------|
| 2020-21 | 14-4 | 255-18.2 | 27-71 | .380 | 16-44 | .364 | 8-15 | .533 |
| 2021-22 | 9-1 | 174-19.3 | 13-48 | .271 | 10-31 | .323 | 2-3 | .667 |
| TOTALS | 23-5 | 429-18.7 | 40-119 | .336 | 26-75 | .347 | 10-18 | .556 |

REBOUNDS

| Season | O-D-REB-AVG. | PF-DQ | AST | TO | BLK | STL | PTS-PPG |
|---------|--------------|-------|-----|----|-----|-----|---------|
| 2020-21 | 5-30-35-2.5 | 26-0 | 5 | 14 | 2 | 3 | 78-5.6 |
| 2021-22 | 4-19-23-2.6 | 18-1 | 7 | 7 | 1 | 3 | 38-4.2 |
| TOTALS | 9-49-58-2.5 | 44-1 | 12 | 21 | 3 | 6 | 116-5.0 |

CAREER/SEASON HIGHS

| CAREER HIGH | CATEGORY | SEASON HIGH |
|----------------------------------|----------|----------------------------------|
| 16 vs. UIC (1/10/22) | PTS | 16 vs. UIC (1/10/22) |
| 6 vs. Wright State (1/20/22) | REB | 6 vs. Wright State (1/20/22) |
| 6 vs. Cleveland State (1/1/21) | AST | 5 at Wright State (1/8/22) |
| 7 vs. UIC (1/10/22) | FG | 7 vs. UIC (1/10/22) |
| 11 vs. Morehead State (12/21/21) | FGA | 11 vs. Morehead State (12/21/21) |
| 2 at Milwaukee (1/15/22) | 3FG | 2 at Milwaukee (1/15/22) |
| 3 - twice | 3FGA | 3 vs. Oakland (12/4/2021) |
| 4 - twice | FT | 4 - twice |
| 6 - twice | FTA | 6 at Wright State (1/8/22) |
| 3 - 3x | STL | 2 - twice |
| --- | BLK | --- |
| 36 at Youngstown State (2/20/21) | MIN | 35 - twice |

GAME-BY-GAME

| Opponent | MIN | FG | 3FG | FT | O-D-T | PF | A | TO | B | S | PTS |
|------------------|-----|------|-----|-----|-------|----|---|----|---|---|-----|
| Anderson* | 17 | 2-7 | 0-1 | 0-0 | 0-1-1 | 1 | 4 | 1 | 0 | 1 | 4 |
| at Butler | 17 | 4-7 | 0-1 | 0-0 | 0-1-1 | 4 | 1 | 1 | 0 | 2 | 8 |
| at Evansville | 13 | 3-7 | 0-0 | 0-0 | 0-2-2 | 0 | 1 | 3 | 0 | 1 | 6 |
| vs. Denver | 20 | 0-5 | 0-2 | 0-0 | 1-1-2 | 4 | 4 | 6 | 0 | 1 | 0 |
| vs. TAMUCC | 4 | 0-1 | 0-1 | 0-2 | 0-0-0 | 2 | 0 | 5 | 0 | 0 | 0 |
| at UTSA | 19 | 3-4 | 0-0 | 0-2 | 0-1-1 | 1 | 4 | 3 | 0 | 1 | 6 |
| Spalding | 19 | 3-5 | 1-1 | 3-4 | 0-3-3 | 4 | 2 | 5 | 0 | 1 | 10 |
| Detroit Mercy | 13 | 0-4 | 0-0 | 2-2 | 0-1-1 | 0 | 4 | 0 | 0 | 0 | 2 |
| Oakland | 13 | 1-5 | 1-3 | 0-0 | 0-2-2 | 2 | 1 | 2 | 0 | 0 | 3 |
| at Tenn. St. | 16 | 3-3 | 1-1 | 0-1 | 0-0-0 | 1 | 1 | 3 | 0 | 0 | 7 |
| Chicgao St.* | 21 | 1-8 | 0-1 | 3-4 | 0-0-0 | 1 | 2 | 1 | 0 | 1 | 5 |
| Morehead St. | 35 | 5-11 | 0-0 | 1-1 | 2-2-4 | 3 | 3 | 5 | 0 | 0 | 11 |
| at Wright St. | 35 | 3-10 | 1-2 | 4-6 | 0-1-1 | 1 | 5 | 1 | 0 | 0 | 11 |
| UIC | 25 | 7-10 | 1-1 | 1-2 | 1-2-3 | 3 | 3 | 2 | 0 | 2 | 16 |
| at Green Bay | 14 | 0-1 | 0-0 | 0-0 | 0-1-1 | 2 | 1 | 4 | 0 | 0 | 0 |
| at Milwaukee | 18 | 3-5 | 2-2 | 1-2 | 0-0-0 | 0 | 1 | 1 | 0 | 0 | 9 |
| at Ohio State | 30 | 4-8 | 0-1 | 4-4 | 0-1-1 | 1 | 1 | 2 | 0 | 0 | 12 |
| Wright St. | 23 | 4-6 | 0-0 | 2-2 | 2-4-6 | 2 | 2 | 3 | 0 | 0 | 10 |
| Northern Ky. | | | | | | | | | | | |
| Brescia | | | | | | | | | | | |
| at Oakland | | | | | | | | | | | |
| at Detroit Mercy | | | | | | | | | | | |
| Y'town St. | | | | | | | | | | | |
| Robert Morris | | | | | | | | | | | |
| at Purdue FW | | | | | | | | | | | |
| at Cleveland St. | | | | | | | | | | | |
| at UIC | | | | | | | | | | | |
| at Robert Morris | | | | | | | | | | | |
| at Y'town St. | | | | | | | | | | | |
| Milwaukee | | | | | | | | | | | |
| Green Bay | | | | | | | | | | | |
| HL - 1st Rd. | | | | | | | | | | | |
| HL - 2nd Rd. | | | | | | | | | | | |
| HL Semis | | | | | | | | | | | |
| HL Finals | | | | | | | | | | | |

* denotes starter


CAREER STATS

| Season | GP-GS | MIN-Avg | FG | Pct. | 3FG | Pct. | FT | Pct. |
|---------|-------|----------|--------|------|-------|------|-------|------|
| 2020-21 | 18-1 | 235-13.1 | 16-56 | .286 | 3-13 | .231 | 16-25 | .640 |
| 2021-22 | 17-1 | 336-19.8 | 44-100 | .440 | 7-16 | .438 | 21-32 | .656 |
| TOTALS | 35-2 | 571-16.3 | 60-156 | .385 | 10-29 | .345 | 37-57 | .649 |

REBOUNDS

| Season | O-D-REB-AVG. | PF-DQ | AST | TO | BLK | STL | PTS-PPG |
|---------|--------------|-------|-----|----|-----|-----|---------|
| 2020-21 | 8-17-25-1.4 | 27-0 | 24 | 22 | 0 | 13 | 51-2.8 |
| 2021-22 | 6-22-28-1.6 | 31-0 | 36 | 47 | 0 | 9 | 116-6.8 |
| TOTALS | 14-39-53-1.5 | 58-0 | 60 | 69 | 0 | 22 | 167-4.8 |

PLAYER BIOS



NATHANMcCLURE

#5

Junior | Guard
6-4 | 175
Houston, Texas
Concordia Lutheran (State Fair C.C.)

Birthdate: Feb. 18, 2000 (age 21)
Major: General Studies

CAREER/SEASON HIGHS

| CAREER HIGH | CATEGORY | SEASON HIGH |
|-----------------------------------|----------|-----------------------------------|
| 16 at Youngstown St. (2/20/21) | PTS | 10 vs. TAMUCC (11/16/2021) |
| 7 - twice | REB | 7 - twice |
| 4 at Tennessee State (12/10/2021) | AST | 4 at Tennessee State (12/10/2021) |
| 4 - twice | FG | 4 vs. UIC (1/10/22) |
| 7 - 5x | FGA | 7 - 3x |
| 3 at Green Bay (2/5/21) | 3FG | 2 - twice |
| 6 vs. TAMUCC (11/16/2021) | 3FGA | 6 vs. TAMUCC (11/16/2021) |
| 8 at Youngstown State (2/20/21) | FT | 6 at Milwaukee (1/15/22) |
| 8 at Youngstown State (2/20/21) | FTA | 6 at Milwaukee (1/15/22) |
| 6 at Wright State (1/8/22) | STL | 6 at Wright State (1/8/22) |
| 1 - 5x | BLK | 1 at Green Bay (1/13/22) |
| 40 at Green Bay (1/13/22) | MIN | 40 at Green Bay (1/13/22) |

GAME-BY-GAME

| Opponent | MIN | FG | 3FG | FT | O-D-T | PF | A | TO | B | S | PTS |
|------------------|-----|-----|-----|-----|-------|----|---|----|---|---|-----|
| Anderson | 18 | 1-1 | 1-1 | 0-2 | 2-7-9 | 2 | 2 | 0 | 0 | 0 | 3 |
| at Butler* | 20 | 1-4 | 0-3 | 0-1 | 1-4-5 | 1 | 0 | 0 | 0 | 1 | 2 |
| at Evansville* | 29 | 2-6 | 1-3 | 0-0 | 0-3-3 | 3 | 1 | 0 | 0 | 0 | 5 |
| vs. Denver* | 24 | 3-7 | 1-4 | 0-0 | 2-3-5 | 3 | 0 | 0 | 0 | 1 | 7 |
| vs. TAMUCC* | 26 | 3-7 | 2-6 | 2-2 | 1-6-7 | 2 | 2 | 2 | 0 | 1 | 10 |
| at UTSA* | 22 | 2-4 | 1-3 | 0-0 | 1-1-2 | 2 | 0 | 0 | 0 | 1 | 5 |
| Spalding* | 27 | 2-6 | 0-3 | 1-2 | 2-5-7 | 1 | 1 | 0 | 0 | 0 | 5 |
| Detroit Mercy* | 12 | 0-2 | 0-1 | 0-0 | 0-2-2 | 2 | 0 | 1 | 0 | 0 | 0 |
| Oakland* | 20 | 1-1 | 0-0 | 0-0 | 0-2-2 | 4 | 0 | 2 | 0 | 0 | 2 |
| at Tenn. St. | 29 | 1-4 | 0-3 | 0-0 | 1-4-5 | 4 | 4 | 1 | 0 | 0 | 2 |
| Chicgao St. | 24 | 0-2 | 0-1 | 0-0 | 1-0-1 | 3 | 0 | 2 | 0 | 1 | 0 |
| Morehead St.* | 13 | 0-0 | 0-0 | 2-2 | 2-2-4 | 2 | 1 | 2 | 0 | 0 | 2 |
| at Wright St.* | 36 | 2-3 | 1-1 | 0-0 | 2-4-6 | 3 | 2 | 3 | 0 | 6 | 5 |
| UIC* | 37 | 4-6 | 1-3 | 0-0 | 2-4-6 | 3 | 0 | 4 | 0 | 2 | 9 |
| at Green Bay* | 40 | 3-7 | 2-4 | 0-0 | 2-2-4 | 3 | 3 | 0 | 1 | 1 | 8 |
| at Milwaukee* | 30 | 0-6 | 0-4 | 6-6 | 4-2-6 | 3 | 2 | 1 | 0 | 3 | 6 |
| at Ohio State* | 31 | 1-2 | 1-2 | 0-0 | 0-2-2 | 2 | 0 | 1 | 0 | 0 | 3 |
| Wright St.* | 23 | 0-2 | 0-1 | 0-0 | 0-2-2 | 2 | 2 | 3 | 0 | 2 | 0 |
| Northern Ky. | | | | | | | | | | | |
| Brescia | | | | | | | | | | | |
| at Oakland | | | | | | | | | | | |
| at Detroit Mercy | | | | | | | | | | | |
| Y'town St. | | | | | | | | | | | |
| Robert Morris | | | | | | | | | | | |
| at Purdue FW | | | | | | | | | | | |
| at Cleveland St. | | | | | | | | | | | |
| at UIC | | | | | | | | | | | |
| at Robert Morris | | | | | | | | | | | |
| at Y'town St. | | | | | | | | | | | |
| Milwaukee | | | | | | | | | | | |
| Green Bay | | | | | | | | | | | |
| HL - 1st Rd. | | | | | | | | | | | |
| HL - 2nd Rd. | | | | | | | | | | | |
| HL Semis | | | | | | | | | | | |
| HL Finals | | | | | | | | | | | |

* denotes starter

CAREER STATS

| Season | GP-GS | MIN-Avg | FG | Pct. | 3FG | Pct. | FT | Pct. |
|---------------|--------------|-----------------|---------------|-------------|--------------|-------------|--------------|-------------|
| 2020-21 | 18-13 | 389-21.6 | 25-64 | .391 | 13-38 | .342 | 17-23 | .739 |
| 2021-22 | 17-15 | 443-26.1 | 25-69 | .362 | 10-42 | .238 | 11-13 | .846 |
| TOTALS | 35-28 | 832-23.8 | 50-133 | .376 | 23-80 | .288 | 28-36 | .778 |

| Season | O-D-REB-AVG. | PF-DQ | AST | TO | BLK | STL | PTS-PPG |
|---------------|----------------------|-------------|-----------|-----------|----------|-----------|----------------|
| 2020-21 | 24-29-53-2.9 | 37-0 | 17 | 19 | 4 | 14 | 80-4.4 |
| 2021-22 | 21-48-69-4.1 | 43-0 | 18 | 22 | 1 | 19 | 71-4.2 |
| TOTALS | 45-77-122-3.5 | 80-0 | 35 | 41 | 5 | 33 | 151-4.3 |



MIKEDePERSIA

#10

Junior | Guard
5-11 | 175
Cherry Hill, N.J.
Haddonfield Memorial

Birthdate: Apr. 30, 2000 (age 21)
Major: Finance

CAREER/SEASON HIGHS

| CAREER HIGH | CATEGORY | SEASON HIGH |
|----------------------------------|----------|-----------------------------|
| 13 at Youngstown State (2/19/21) | PTS | 9 - twice |
| 9 vs. UIC (2/13/21) | REB | 6 at Ohio State (1/18/2022) |
| 14 vs. UIC (2/12/21) | AST | 5 at Green Bay (1/13/2022) |
| 5 at Youngstown State (2/19/21) | FG | 3 - twice |
| 8 at Ohio State (1/18/22) | FGA | 8 at Ohio State (1/18/22) |
| 2 - 3x | 3FG | 2 - 3x |
| 4 - 3x | 3FGA | 4 - twice |
| 6 vs. Wright State (1/10/20) | FT | 2 - twice |
| 10 vs. Wright State (1/10/20) | FTA | 3 vs. Oakland (12/4/2021) |
| 3 - 5x | STL | 2 vs. UIC (1/10/22) |
| 1 - twice | BLK | --- |
| 38 - 3x | MIN | 34 at Ohio State (1/18/22) |

GAME-BY-GAME

| Opponent | MIN | FG | 3FG | FT | O-D-T | PF | A | TO | B | S | PTS |
|------------------|-----|-----|-----|-----|-------|----|---|----|---|---|-----|
| Anderson* | 17 | 2-3 | 0-0 | 2-3 | 0-1-1 | 1 | 2 | 1 | 0 | 1 | 6 |
| at Butler | 16 | 0-0 | 0-0 | 0-2 | 0-1-1 | 1 | 1 | 0 | 0 | 0 | 0 |
| at Evansville | 19 | 1-2 | 0-0 | 0-0 | 0-2-2 | 5 | 3 | 1 | 0 | 1 | 2 |
| vs. Denver | 17 | 1-4 | 1-3 | 1-2 | 0-2-2 | 1 | 3 | 1 | 0 | 0 | 4 |
| vs. TAMUCC | 23 | 2-4 | 2-4 | 1-2 | 0-3-3 | 2 | 2 | 1 | 0 | 0 | 7 |
| at UTSA | | | | | | | | | | | |
| Spalding | | | | | | | | | | | |
| Detroit Mercy | 22 | 2-4 | 1-3 | 0-0 | 0-0-0 | 1 | 3 | 3 | 0 | 1 | 5 |
| Oakland | 21 | 3-6 | 1-3 | 2-3 | 1-3-4 | 2 | 3 | 0 | 0 | 0 | 9 |
| at Tenn. St.* | 17 | 0-3 | 0-1 | 0-0 | 0-1-1 | 0 | 0 | 1 | 0 | 0 | 0 |
| Chicgao St. | | | | | | | | | | | |
| Morehead St. | | | | | | | | | | | |
| at Wright St. | | | | | | | | | | | |
| UIC | 26 | 1-4 | 0-0 | 1-2 | 0-1-1 | 2 | 3 | 1 | 0 | 2 | 3 |
| at Green Bay* | 17 | 1-3 | 1-2 | 0-0 | 2-2-4 | 1 | 5 | 0 | 0 | 0 | 3 |
| at Milwaukee | 31 | 2-3 | 2-2 | 2-2 | 0-4-4 | 2 | 3 | 1 | 0 | 0 | 8 |
| at Ohio State* | 34 | 3-8 | 2-4 | 1-1 | 1-5-6 | 4 | 2 | 2 | 0 | 1 | 9 |
| Wright St.* | 24 | 2-3 | 1-1 | 0-0 | 0-0-0 | 0 | 1 | 1 | 0 | 0 | 5 |
| Northern Ky. | | | | | | | | | | | |
| Brescia | | | | | | | | | | | |
| at Oakland | | | | | | | | | | | |
| at Detroit Mercy | | | | | | | | | | | |
| Y'town St. | | | | | | | | | | | |
| Robert Morris | | | | | | | | | | | |
| at Purdue FW | | | | | | | | | | | |
| at Cleveland St. | | | | | | | | | | | |
| at UIC | | | | | | | | | | | |
| at Robert Morris | | | | | | | | | | | |
| at Y'town St. | | | | | | | | | | | |
| Milwaukee | | | | | | | | | | | |
| Green Bay | | | | | | | | | | | |
| HL - 1st Rd. | | | | | | | | | | | |
| HL - 2nd Rd. | | | | | | | | | | | |
| HL Semis | | | | | | | | | | | |
| HL Finals | | | | | | | | | | | |

* denotes starter

CAREER STATS

| Season | GP-GS | MIN-Avg | FG | Pct. | 3FG | Pct. | FT | Pct. |
|---------------|--------------|------------------|---------------|-------------|--------------|-------------|--------------|-------------|
| 2019-20 | 32-10 | 701-21.9 | 28-82 | .341 | 4-34 | .118 | 22-41 | .537 |
| 2020-21 | 18-18 | 536-29.8 | 32-72 | .444 | 8-27 | .296 | 18-28 | .643 |
| 2021-22 | 12-4 | 265-22.1 | 18-44 | .409 | 11-23 | .478 | 8-14 | .571 |
| TOTALS | 62-32 | 1502-24.2 | 78-198 | .394 | 23-84 | .274 | 48-83 | .578 |

| Season | O-D-REB-AVG. | PF-DQ | AST | TO | BLK | STL | PTS-PPG |
|---------------|-----------------------|--------------|------------|-----------|----------|-----------|----------------|
| 2019-20 | 22-48-70-2.2 | 60-1 | 85 | 42 | 0 | 33 | 82-2.6 |
| 2020-21 | 10-51-61-3.4 | 48-2 | 71 | 19 | 2 | 22 | 90-5.0 |
| 2021-22 | 4-24-28-2.3 | 21-1 | 29 | 12 | 0 | 5 | 55-4.6 |
| TOTALS | 36-123-159-2.6 | 129-4 | 185 | 73 | 2 | 60 | 227-3.7 |

PLAYER BIOS



AZARIAH SEAY
(AZ-uh-rye-uh) (SAY)

Senior | Guard
6-4 | 195
Montgomery, Ala.
Robert E. Lee (Blinn College)

Birthdate: Dec. 18, 1999 (age 22)
Major: General Studies

#12

CAREER/SEASON HIGHS

| CAREER HIGH | CATEGORY | SEASON HIGH |
|--------------------------------------|----------|----------------------------------|
| 17 vs. Morehead St. (12/21/2021) | PTS | 17 vs. Morehead St. (12/21/2021) |
| 9 at Green Bay (1/13/2022) | REB | 9 at Green Bay (1/13/2022) |
| 4 vs. Birmingham-Southern (11/14/18) | AST | 3 at Milwaukee (1/15/22) |
| 8 vs. Morehead St. (12/21/2021) | FG | 8 vs. Morehead St. (12/21/2021) |
| 18 at Green Bay (1/13/2022) | FGA | 18 at Green Bay (1/13/2022) |
| 3 - twice | 3FG | 3 vs. Chicago State (12/16/2021) |
| 6 at Wright State (1/8/22) | 3FGA | 6 at Wright State (1/8/22) |
| 3 vs. TAMUCC (11/16/2021) | FT | 3 vs. TAMUCC (11/16/2021) |
| 6 vs. TAMUCC (11/16/2021) | FTA | 6 vs. TAMUCC (11/16/2021) |
| 4 vs. Chicago State (12/16/2021) | STL | 4 vs. Chicago State (12/16/2021) |
| 1 - twice | BLK | 1 vs. Oakland (12/4/2021) |
| 35 at Green Bay (1/13/2022) | MIN | 35 at Green Bay (1/13/2022) |

GAME-BY-GAME

| Opponent | MIN | FG | 3FG | FT | O-D-T | PF | A | TO | B | S | PTS |
|------------------|-----|------|-----|-----|-------|----|---|----|---|---|-----|
| Anderson* | 19 | 8-11 | 4-5 | 0-0 | 1-1-2 | 3 | 0 | 1 | 0 | 1 | 20 |
| at Butler | 20 | 2-8 | 0-4 | 2-2 | 2-2-4 | 3 | 0 | 1 | 0 | 0 | 6 |
| at Evansville | 12 | 0-3 | 0-3 | 0-0 | 0-1-1 | 1 | 0 | 2 | 0 | 0 | 0 |
| vs. Denver | 23 | 2-6 | 1-3 | 0-0 | 2-0-2 | 2 | 0 | 0 | 0 | 0 | 5 |
| vs. TAMUCC | 19 | 3-8 | 0-3 | 3-6 | 2-0-2 | 1 | 2 | 2 | 0 | 0 | 9 |
| at UTSA | 5 | 0-0 | 0-0 | 0-0 | 1-0-1 | 1 | 1 | 1 | 0 | 0 | 0 |
| Spalding | 18 | 3-4 | 1-2 | 1-2 | 2-4-6 | 2 | 0 | 3 | 0 | 0 | 8 |
| Detroit Mercy | 15 | 1-2 | 0-1 | 0-0 | 1-2-3 | 1 | 1 | 2 | 0 | 1 | 2 |
| Oakland | 9 | 0-1 | 0-1 | 0-0 | 0-1-1 | 2 | 0 | 2 | 1 | 0 | 0 |
| at Tenn. St. | 9 | 0-3 | 0-2 | 0-0 | 0-3-3 | 0 | 0 | 1 | 0 | 0 | 0 |
| Chicgao St. | 20 | 5-10 | 3-4 | 2-2 | 1-2-3 | 5 | 1 | 0 | 0 | 4 | 15 |
| Morehead St.* | 33 | 8-12 | 0-3 | 1-1 | 1-3-4 | 4 | 0 | 5 | 0 | 0 | 17 |
| at Wright St.* | 28 | 6-17 | 2-6 | 2-2 | 3-2-5 | 4 | 0 | 2 | 0 | 2 | 16 |
| UIC* | 18 | 2-7 | 0-4 | 2-2 | 1-0-1 | 0 | 2 | 0 | 0 | 0 | 6 |
| at Green Bay* | 35 | 7-18 | 0-3 | 2-2 | 1-8-9 | 2 | 1 | 1 | 0 | 1 | 16 |
| at Milwaukee | 24 | 4-9 | 1-3 | 0-0 | 1-2-3 | 4 | 3 | 0 | 0 | 0 | 9 |
| at Ohio State | 10 | 0-4 | 0-1 | 0-0 | 0-1-1 | 0 | 1 | 2 | 0 | 0 | 0 |
| Wright St. | 11 | 0-4 | 0-0 | 0-0 | 0-0-0 | 3 | 0 | 1 | 0 | 2 | 0 |
| Northern Ky. | | | | | | | | | | | |
| Brescia | | | | | | | | | | | |
| at Oakland | | | | | | | | | | | |
| at Detroit Mercy | | | | | | | | | | | |
| Y'town St. | | | | | | | | | | | |
| Robert Morris | | | | | | | | | | | |
| at Purdue FW | | | | | | | | | | | |
| at Cleveland St. | | | | | | | | | | | |
| at UIC | | | | | | | | | | | |
| at Robert Morris | | | | | | | | | | | |
| at Y'town St. | | | | | | | | | | | |
| Milwaukee | | | | | | | | | | | |
| Green Bay | | | | | | | | | | | |
| HL - 1st Rd. | | | | | | | | | | | |
| HL - 2nd Rd. | | | | | | | | | | | |
| HL Semis | | | | | | | | | | | |
| HL Finals | | | | | | | | | | | |

* denotes starter

CAREER STATS

| Season | GP-GS | MIN-Avg | FG | Pct. | 3FG | Pct. | FT | Pct. |
|---------------|-------------|-----------------|---------------|-------------|--------------|-------------|--------------|-------------|
| 2018-19* | 19-0 | 127-6.7 | 12-41 | .293 | 6-24 | .250 | 4-7 | .571 |
| 2020-21 | 18-2 | 250-13.9 | 40-103 | .388 | 15-49 | .306 | 7-11 | .636 |
| 2021-22 | 17-4 | 309-18.2 | 43-116 | .371 | 8-43 | .186 | 15-19 | .789 |
| TOTALS | 35-6 | 559-16.0 | 83-219 | .379 | 23-92 | .250 | 22-30 | .733 |

REBOUNDS

| Season | O-D-REB-AVG. | PF-DQ | AST | TO | BLK | STL | PTS-PPG |
|---------------|---------------------|-------------|-----------|-----------|----------|-----------|----------------|
| 2018-19* | 8-9-7-0.9 | 21-0 | 8 | 7 | 1 | 6 | 34-1.8 |
| 2020-21 | 6-20-26-1.4 | 33-1 | 13 | 18 | 0 | 8 | 102-5.7 |
| 2021-22 | 18-31-49-2.9 | 35-1 | 12 | 25 | 1 | 10 | 109-6.4 |
| TOTALS | 24-51-75-2.1 | 68-2 | 25 | 43 | 1 | 18 | 211-6.0 |

*at Alabama State / TOTALS only reflect IUPUI totals



CHUKIS SITUA
(CHOOKS) (ee-see-TOO-uh)

Freshman | Forward/Center
6-11 | 220
Lagos, Nigeria
Jack Yates [Texas]

Birthdate: Nov. 7, 2001 (age 20)
Major: Organizational Leadership

#23

CAREER/SEASON HIGHS

| CAREER HIGH | CATEGORY | SEASON HIGH |
|----------------------------------|----------|----------------------------------|
| 10 at UTSA (11/17/2021) | PTS | 10 at UTSA (11/17/2021) |
| 5 vs. Chicago State (12/16/2021) | REB | 5 vs. Chicago State (12/16/2021) |
| 1 - 3x | AST | 1 - 3x |
| 4 - twice | FG | 4 - twice |
| 5 - 3x | FGA | 5 - 3x |
| --- | 3FG | --- |
| --- | 3FGA | --- |
| 3 vs. Spalding (11/23/2021) | FT | 3 vs. Spalding (11/23/2021) |
| 4 vs. Spalding (11/23/2021) | FTA | 4 vs. Spalding (11/23/2021) |
| 2 - twice | STL | 2 - twice |
| 2 - twice | BLK | 2 - twice |
| 24 at UTSA (11/17/2021) | MIN | 24 at UTSA (11/17/2021) |

GAME-BY-GAME

| Opponent | MIN | FG | 3FG | FT | O-D-T | PF | A | TO | B | S | PTS |
|------------------|-----|-----|-----|-----|-------|----|---|----|---|---|-----|
| Anderson* | 16 | 2-3 | 0-0 | 3-4 | 1-4-5 | 1 | 0 | 1 | 0 | 0 | 7 |
| at Butler | 18 | 1-1 | 0-0 | 2-2 | 0-0-0 | 2 | 0 | 2 | 2 | 0 | 4 |
| at Evansville | 13 | 1-2 | 0-0 | 0-2 | 0-1-1 | 1 | 0 | 2 | 0 | 0 | 2 |
| vs. Denver | 7 | 0-1 | 0-0 | 0-0 | 0-2-2 | 4 | 0 | 1 | 0 | 0 | 0 |
| vs. TAMUCC | 13 | 2-3 | 0-0 | 2-3 | 0-2-2 | 4 | 0 | 0 | 0 | 0 | 6 |
| at UTSA | 24 | 4-4 | 0-0 | 2-2 | 1-2-3 | 1 | 1 | 1 | 2 | 1 | 10 |
| Spalding | 16 | 1-2 | 0-0 | 3-4 | 1-1-2 | 4 | 1 | 3 | 1 | 0 | 5 |
| Detroit Mercy | 17 | 1-1 | 0-0 | 1-2 | 2-2-4 | 3 | 0 | 0 | 1 | 2 | 3 |
| Oakland | 19 | 2-5 | 0-0 | 0-0 | 0-3-3 | 5 | 0 | 1 | 0 | 0 | 4 |
| at Tenn. St.* | 16 | 0-1 | 0-0 | 2-2 | 2-0-2 | 2 | 1 | 1 | 1 | 0 | 2 |
| Chicgao St.* | 12 | 2-3 | 0-0 | 0-2 | 3-2-5 | 0 | 0 | 1 | 0 | 0 | 4 |
| Morehead St.* | 16 | 1-4 | 0-0 | 0-0 | 1-1-2 | 1 | 0 | 0 | 0 | 0 | 2 |
| at Wright St. | 12 | 2-3 | 0-0 | 0-0 | 1-2-3 | 1 | 0 | 4 | 0 | 0 | 4 |
| UIC | 11 | 2-3 | 0-0 | 0-0 | 0-1-1 | 2 | 0 | 0 | 0 | 1 | 4 |
| at Green Bay | 13 | 0-1 | 0-0 | 0-0 | 0-0-0 | 4 | 0 | 1 | 0 | 0 | 0 |
| at Milwaukee* | 15 | 3-5 | 0-0 | 0-0 | 1-1-2 | 1 | 0 | 1 | 0 | 0 | 6 |
| at Ohio State | 23 | 4-5 | 0-0 | 0-3 | 1-3-4 | 3 | 0 | 3 | 0 | 2 | 8 |
| Wright St. | 15 | 2-2 | 0-0 | 1-3 | 0-2-2 | 5 | 0 | 2 | 0 | 0 | 5 |
| Northern Ky. | | | | | | | | | | | |
| Brescia | | | | | | | | | | | |
| at Oakland | | | | | | | | | | | |
| at Detroit Mercy | | | | | | | | | | | |
| Y'town St. | | | | | | | | | | | |
| Robert Morris | | | | | | | | | | | |
| at Purdue FW | | | | | | | | | | | |
| at Cleveland St. | | | | | | | | | | | |
| at UIC | | | | | | | | | | | |
| at Robert Morris | | | | | | | | | | | |
| at Y'town St. | | | | | | | | | | | |
| Milwaukee | | | | | | | | | | | |
| Green Bay | | | | | | | | | | | |
| HL - 1st Rd. | | | | | | | | | | | |
| HL - 2nd Rd. | | | | | | | | | | | |
| HL Semis | | | | | | | | | | | |
| HL Finals | | | | | | | | | | | |

* denotes starter

CAREER STATS

| Season | GP-GS | MIN-Avg | FG | Pct. | 3FG | Pct. | FT | Pct. |
|---------------|-------------|-----------------|--------------|-------------|------------|-------------|--------------|-------------|
| 2021-22 | 17-4 | 261-15.4 | 28-46 | .609 | 0-0 | .000 | 13-25 | .520 |
| TOTALS | 17-4 | 261-15.4 | 28-46 | .609 | 0-0 | .000 | 13-25 | .520 |

REBOUNDS

| Season | O-D-REB-AVG. | PF-DQ | AST | TO | BLK | STL | PTS-PPG |
|---------------|---------------------|-------------|----------|-----------|----------|----------|---------------|
| 2021-22 | 13-25-38-2.2 | 43-2 | 3 | 23 | 7 | 6 | 69-4.1 |
| TOTALS | 13-25-38-2.2 | 43-2 | 3 | 23 | 7 | 6 | 69-4.1 |

PLAYER BIOS



JONAH CARRASCO (cuH-RASS-ko) #24

Senior | Forward
6-9 | 220
Wichita, Kan.
Wichita North (Otero J.C.)

Birthdate: Jan. 19, 1999 (age 22)
Major: General Studies

CAREER/SEASON HIGHS

| CAREER HIGH | CATEGORY | SEASON HIGH |
|--------------------------------|----------|--------------------------------|
| 10 vs. UIC (1/10/22) | PTS | 10 vs. UIC (1/10/22) |
| 7 at UTSA (11/17/2021) | REB | 7 at UTSA (11/17/2021) |
| 2 at Green Bay (1/13/2022) | AST | 2 at Green Bay (1/13/2022) |
| 4 - twice | FG | 4 - twice |
| 7 - twice | FGA | 7 - twice |
| --- | 3FG | --- |
| --- | 3FGA | --- |
| 3 - twice | FT | 3 - twice |
| 6 vs. Wright State (1/20/2022) | FTA | 6 vs. Wright State (1/20/2022) |
| 3 at Milwaukee (1/15/2022) | STL | 3 at Milwaukee (1/5/2022) |
| 2 - 4x | BLK | 2 - 4x |
| 29 vs. UIC (1/10/22) | MIN | 29 vs. UIC (1/10/22) |

GAME-BY-GAME


| Opponent | MIN | FG | 3FG | FT | O-D-T | PF | A | TO | B | S | PTS |
|------------------|-----|-----|-----|-----|-------|----|---|----|---|---|-----|
| Anderson | 12 | 1-7 | 0-0 | 0-0 | 2-2-4 | 1 | 0 | 0 | 0 | 0 | 2 |
| at Butler* | 17 | 1-2 | 0-0 | 0-2 | 0-0-0 | 3 | 0 | 0 | 1 | 0 | 2 |
| at Evansville* | 13 | 3-4 | 0-0 | 1-1 | 0-1-1 | 2 | 0 | 0 | 0 | 0 | 7 |
| vs. Denver* | 17 | 0-1 | 0-0 | 0-0 | 3-3-6 | 2 | 0 | 3 | 0 | 0 | 0 |
| vs. TAMUCC* | 6 | 0-1 | 0-0 | 0-0 | 1-3-4 | 3 | 0 | 0 | 2 | 0 | 0 |
| at UTSA* | 15 | 1-2 | 0-0 | 1-2 | 4-3-7 | 1 | 0 | 0 | 0 | 0 | 3 |
| Spalding* | 19 | 4-5 | 0-0 | 0-1 | 4-2-6 | 2 | 0 | 1 | 2 | 0 | 8 |
| Detroit Mercy* | 19 | 1-3 | 0-0 | 3-4 | 0-2-2 | 2 | 1 | 0 | 0 | 0 | 5 |
| Oakland* | 17 | 0-1 | 0-0 | 2-2 | 0-3-3 | 1 | 0 | 1 | 0 | 0 | 2 |
| at Tenn. St. | 12 | 1-3 | 0-0 | 0-0 | 1-0-1 | 2 | 0 | 1 | 0 | 0 | 2 |
| Chicgao St. | 16 | 0-1 | 0-0 | 0-0 | 2-1-3 | 1 | 0 | 1 | 2 | 0 | 0 |
| Morehead St. | 22 | 0-3 | 0-0 | 2-4 | 3-2-5 | 4 | 0 | 0 | 1 | 0 | 2 |
| at Wright St.* | 22 | 2-4 | 0-0 | 1-2 | 1-2-3 | 4 | 0 | 1 | 0 | 1 | 5 |
| UIC* | 29 | 4-4 | 0-0 | 2-2 | 2-2-4 | 2 | 0 | 3 | 1 | 0 | 10 |
| at Green Bay* | 16 | 1-3 | 0-0 | 3-4 | 2-1-3 | 5 | 2 | 1 | 2 | 0 | 5 |
| at Milwaukee* | 25 | 3-7 | 0-0 | 1-3 | 2-2-4 | 2 | 1 | 1 | 1 | 3 | 7 |
| at Ohio State* | 13 | 0-0 | 0-0 | 1-2 | 1-0-1 | 3 | 0 | 0 | 0 | 0 | 1 |
| Wright St.* | 25 | 3-7 | 0-0 | 2-6 | 2-2-4 | 1 | 1 | 3 | 0 | 0 | 8 |
| Northern Ky. | | | | | | | | | | | |
| Brescia | | | | | | | | | | | |
| at Oakland | | | | | | | | | | | |
| at Detroit Mercy | | | | | | | | | | | |
| Y'town St. | | | | | | | | | | | |
| Robert Morris | | | | | | | | | | | |
| at Purdue FW | | | | | | | | | | | |
| at Cleveland St. | | | | | | | | | | | |
| at UIC | | | | | | | | | | | |
| at Robert Morris | | | | | | | | | | | |
| at Y'town St. | | | | | | | | | | | |
| Milwaukee | | | | | | | | | | | |
| Green Bay | | | | | | | | | | | |
| HL - 1st Rd. | | | | | | | | | | | |
| HL - 2nd Rd. | | | | | | | | | | | |
| HL Semis | | | | | | | | | | | |
| HL Finals | | | | | | | | | | | |

* denotes starter

CAREER STATS

| Season | GP-GS | MIN-Avg | FG | Pct. | 3FG | Pct. | FT | Pct. |
|---------|-------|----------|-------|------|-----|------|-------|------|
| 2020-21 | 14-0 | 50-3.6 | 2-4 | .500 | 0-0 | .000 | 0-1 | .000 |
| 2021-22 | 17-14 | 302-17.8 | 24-51 | .471 | 0-0 | .000 | 19-35 | .543 |
| TOTALS | 31-14 | 352-11.4 | 26-55 | .473 | 0-0 | .000 | 19-36 | .528 |

| Season | O-D-REB-AVG. | PF-DQ | AST | TO | BLK | STL | PTS-PPG |
|---------|--------------|-------|-----|----|-----|-----|---------|
| 2020-21 | 2-3-5-0.4 | 10-0 | 0 | 6 | 3 | 1 | 4-0.3 |
| 2021-22 | 28-29-57-3.4 | 40-1 | 5 | 16 | 12 | 4 | 67-3.9 |
| TOTALS | 30-32-62-2.0 | 50-1 | 5 | 22 | 15 | 5 | 71-2.3 |



BOSTON STANTON III #25

Freshman | Guard
6-5 | 190
Denver, Colorado
Denver East

Birthdate: Mar. 19, 2003 (age 18)
Major: Psychology

CAREER/SEASON HIGHS

| CAREER HIGH | CATEGORY | SEASON HIGH |
|------------------------------------|----------|------------------------------------|
| 10 at Wright State (1/8/2022) | PTS | 10 at Wright State (1/8/2022) |
| 5 vs. Denver (11/15/2021) | REB | 5 vs. Denver (11/15/2021) |
| 3 - 3x | AST | 3 - 3x |
| 3 - twice | FG | 3 - twice |
| 10 - twice | FGA | 10 - twice |
| 2 - 3x | 3FG | 2 - 3x |
| 7 vs. Detroit Mercy (12/2/2021) | 3FGA | 7 vs. Detroit Mercy (12/2/2021) |
| 2 - 4x | FT | 2 - 4x |
| 3 vs. Chicago State (12/16/2021) | FTA | 3 vs. Chicago State (12/16/2021) |
| 2 - twice | STL | 2 - twice |
| 1 - twice | BLK | 1 - twice |
| 32 vs. Morehead State (12/21/2021) | MIN | 32 vs. Morehead State (12/21/2021) |

GAME-BY-GAME

| Opponent | MIN | FG | 3FG | FT | O-D-T | PF | A | TO | B | S | PTS |
|------------------|-----|------|-----|-----|-------|----|---|----|---|---|-----|
| Anderson | 23 | 0-5 | 0-1 | 2-3 | 0-5-5 | 1 | 7 | 2 | 0 | 0 | 2 |
| at Butler* | 23 | 2-4 | 1-3 | 0-0 | 0-1-1 | 0 | 3 | 1 | 0 | 1 | 5 |
| at Evansville* | 21 | 1-6 | 1-4 | 0-0 | 0-3-3 | 1 | 1 | 2 | 0 | 0 | 3 |
| vs. Denver* | 18 | 1-5 | 0-2 | 0-2 | 0-5-5 | 1 | 3 | 2 | 0 | 0 | 2 |
| vs. TAMUCC* | 12 | 1-1 | 1-1 | 0-0 | 0-3-3 | 1 | 2 | 4 | 1 | 0 | 3 |
| at UTSA* | 28 | 2-7 | 1-2 | 0-0 | 0-3-3 | 2 | 3 | 4 | 0 | 0 | 5 |
| Spalding* | 26 | 2-8 | 2-6 | 2-2 | 0-0-0 | 2 | 2 | 3 | 0 | 0 | 8 |
| Detroit Mercy* | 19 | 2-9 | 2-7 | 0-0 | 0-0-0 | 0 | 0 | 2 | 0 | 0 | 6 |
| Oakland* | 26 | 1-8 | 0-3 | 0-1 | 1-0-1 | 1 | 0 | 3 | 0 | 0 | 2 |
| at Tenn. St.* | 18 | 2-5 | 1-2 | 0-0 | 0-3-3 | 1 | 0 | 2 | 0 | 0 | 5 |
| Chicgao St.* | 31 | 2-9 | 1-5 | 1-3 | 0-1-1 | 2 | 0 | 2 | 0 | 0 | 6 |
| Morehead St.* | 32 | 1-10 | 0-5 | 2-2 | 1-1-2 | 2 | 1 | 2 | 0 | 1 | 4 |
| at Wright St.* | 26 | 3-8 | 2-3 | 2-2 | 0-1-1 | 4 | 1 | 2 | 0 | 1 | 10 |
| UIC* | 23 | 3-4 | 1-1 | 0-0 | 0-3-3 | 0 | 1 | 2 | 0 | 2 | 7 |
| at Green Bay* | 28 | 1-5 | 1-4 | 1-2 | 0-3-3 | 3 | 2 | 2 | 0 | 1 | 4 |
| at Milwaukee* | 22 | 0-5 | 0-4 | 0-0 | 0-1-1 | 1 | 0 | 4 | 1 | 0 | 0 |
| at Ohio State* | 21 | 0-4 | 0-0 | 0-0 | 0-0-0 | 3 | 2 | 2 | 0 | 0 | 0 |
| Wright St.* | 31 | 1-10 | 0-4 | 2-2 | 0-1-1 | 3 | 1 | 1 | 0 | 2 | 4 |
| Northern Ky. | | | | | | | | | | | |
| Brescia | | | | | | | | | | | |
| at Oakland | | | | | | | | | | | |
| at Detroit Mercy | | | | | | | | | | | |
| Y'town St. | | | | | | | | | | | |
| Robert Morris | | | | | | | | | | | |
| at Purdue FW | | | | | | | | | | | |
| at Cleveland St. | | | | | | | | | | | |
| at UIC | | | | | | | | | | | |
| at Robert Morris | | | | | | | | | | | |
| at Y'town St. | | | | | | | | | | | |
| Milwaukee | | | | | | | | | | | |
| Green Bay | | | | | | | | | | | |
| HL - 1st Rd. | | | | | | | | | | | |
| HL - 2nd Rd. | | | | | | | | | | | |
| HL Semis | | | | | | | | | | | |
| HL Finals | | | | | | | | | | | |

* denotes starter

CAREER STATS

| Season | GP-GS | MIN-Avg | FG | Pct. | 3FG | Pct. | FT | Pct. |
|---------|-------|----------|--------|------|-------|------|-------|------|
| 2021-22 | 17-17 | 407-23.9 | 25-108 | .231 | 14-56 | .250 | 10-16 | .625 |
| TOTALS | 17-17 | 407-23.9 | 25-108 | .231 | 14-56 | .250 | 10-16 | .625 |

| Season | O-D-REB-AVG. | PF-DQ | AST | TO | BLK | STL | PTS-PPG |
|---------|--------------|-------|-----|----|-----|-----|---------|
| 2021-22 | 2-29-31-1.8 | 29-0 | 22 | 40 | 2 | 8 | 74-4.4 |
| TOTALS | 2-29-31-1.8 | 29-0 | 22 | 40 | 2 | 8 | 74-4.4 |

PLAYER BIOS



DIMITAR PANDEV

(DIM-ee-tar) (PAN-dev)

#33

Senior | Forward

6-10 | 225

Strumica, Macedonia

The Skill Factory (Clarendon College)

Birthdate: Oct. 9, 1997 (age 24)

Major: General Studies

CAREER/SEASON HIGHS

| CAREER HIGH | CATEGORY | SEASON HIGH |
|------------------------------------|----------|------------------------------------|
| 11 vs. Morehead State (12/21/2021) | PTS | 11 vs. Morehead State (12/21/2021) |
| 6 vs. Cleveland State (1/1/21) | REB | 5 at Tennessee State (12/10/2021) |
| 3 vs. Cleveland State (1/1/21) | AST | 2 - twice |
| 3 - 3x | FG | 3 - 3x |
| 7 vs. Tennessee State (12/12/20) | FGA | 5 vs. Spalding (11/23/2021) |
| 2 vs. Morehead State (12/21/2021) | 3FG | 2 vs. Morehead State (12/21/2021) |
| 3 - twice | 3FGA | 3 vs. Spalding (11/23/2021) |
| 3 vs. Morehead State (12/21/2021) | FT | 3 vs. Morehead State (12/21/2021) |
| 6 vs. Morehead State (12/21/2021) | FTA | 6 vs. Morehead State (12/21/2021) |
| 1 - twice | STL | 1 vs. Spalding (11/23/2021) |
| 1 - twice | BLK | 1 at Tennessee State (12/10/2021) |
| 18 vs. Morehead State (12/21/2021) | MIN | 18 vs. Morehead State (12/21/2021) |

GAME-BY-GAME

| Opponent | MIN | FG | 3FG | FT | O-D-T | PF | A | TO | B | S | PTS |
|------------------|--------------|-----|-----|-----|-------|----|---|----|---|---|-----|
| Anderson | 11 | 2-2 | 0-0 | 0-0 | 2-5-7 | 2 | 0 | 1 | 0 | 0 | 4 |
| at Butler | 3 | 1-1 | 0-0 | 0-0 | 0-0-0 | 0 | 0 | 0 | 0 | 0 | 2 |
| at Evansville | 4 | 0-1 | 0-0 | 0-0 | 0-1-1 | 0 | 0 | 0 | 0 | 0 | 0 |
| vs. Denver | 4 | 0-0 | 0-0 | 0-0 | 0-0-0 | 0 | 0 | 1 | 0 | 0 | 0 |
| vs. TAMUCC | 12 | 1-2 | 0-0 | 0-0 | 0-2-2 | 0 | 0 | 0 | 0 | 0 | 2 |
| at UTSA | 1 | 1-1 | 0-0 | 0-0 | 0-0-0 | 1 | 0 | 0 | 0 | 0 | 2 |
| Spalding | 16 | 3-5 | 1-3 | 0-0 | 1-3-4 | 0 | 2 | 1 | 0 | 1 | 7 |
| Detroit Mercy | 4 | 0-1 | 0-1 | 0-0 | 2-1-3 | 1 | 0 | 2 | 0 | 0 | 0 |
| Oakland | 4 | 0-1 | 0-0 | 0-0 | 1-2-3 | 1 | 0 | 2 | 0 | 0 | 0 |
| at Tenn. St. | 13 | 3-4 | 0-0 | 2-3 | 1-4-5 | 0 | 0 | 1 | 1 | 0 | 8 |
| Chicgao St. | 5 | 0-1 | 0-0 | 0-0 | 0-1-1 | 0 | 0 | 0 | 0 | 0 | 0 |
| Morehead St. | 18 | 3-3 | 2-2 | 3-6 | 1-2-3 | 4 | 0 | 0 | 0 | 0 | 11 |
| at Wright St. | 11 | 0-3 | 0-1 | 0-0 | 1-1-2 | 1 | 0 | 2 | 0 | 0 | 0 |
| UIC | did not play | | | | | | | | | | |
| at Green Bay | 4 | 0-2 | 0-1 | 0-0 | 0-0-0 | 0 | 0 | 0 | 0 | 0 | 0 |
| at Milwaukee | 7 | 1-2 | 1-1 | 1-2 | 0-0-0 | 0 | 1 | 0 | 0 | 0 | 4 |
| at Ohio State | 11 | 0-1 | 0-1 | 0-0 | 1-0-1 | 1 | 2 | 1 | 0 | 0 | 0 |
| Wright St. | 12 | 2-4 | 0-2 | 2-2 | 1-2-3 | 1 | 1 | 0 | 0 | 0 | 6 |
| Northern Ky. | | | | | | | | | | | |
| Brescia | | | | | | | | | | | |
| at Oakland | | | | | | | | | | | |
| at Detroit Mercy | | | | | | | | | | | |
| Y'town St. | | | | | | | | | | | |
| Robert Morris | | | | | | | | | | | |
| at Purdue FW | | | | | | | | | | | |
| at Cleveland St. | | | | | | | | | | | |
| at UIC | | | | | | | | | | | |
| at Robert Morris | | | | | | | | | | | |
| at Y'town St. | | | | | | | | | | | |
| Milwaukee | | | | | | | | | | | |
| Green Bay | | | | | | | | | | | |
| HL - 1st Rd. | | | | | | | | | | | |
| HL - 2nd Rd. | | | | | | | | | | | |
| HL Semis | | | | | | | | | | | |
| HL Finals | | | | | | | | | | | |

* denotes starter


CAREER STATS

| Season | GP-GS | MIN-Avg | FG | Pct. | 3FG | Pct. | FT | Pct. |
|---------|-------|---------|-------|------|------|------|------|------|
| 2020-21 | 7-3 | 60-8.6 | 4-17 | .235 | 2-8 | .250 | 1-3 | .333 |
| 2021-22 | 16-0 | 129-8.1 | 15-32 | .469 | 4-12 | .333 | 8-13 | .615 |
| TOTALS | 23-3 | 189-8.2 | 19-49 | .388 | 6-20 | .300 | 9-16 | .563 |

REBOUNDS

| Season | O-D-REB-AVG. | PF-DQ | AST | TO | BLK | STL | PTS-PPG |
|---------|--------------|-------|-----|----|-----|-----|---------|
| 2020-21 | 5-8-13-1.9 | 5-0 | 4 | 4 | 1 | 1 | 11-1.6 |
| 2021-22 | 9-19-28-1.8 | 10-0 | 6 | 10 | 1 | 1 | 42-2.6 |
| TOTALS | 14-27-41-1.8 | 15-0 | 10 | 14 | 2 | 2 | 53-2.3 |

2021-2022 REDSHIRTS



ZACH GUNN

#15

Grad Student | Forward

6-6 | 210

Fishers, Ind.

Hamilton Southeastern (Ball State)

Birthdate: Nov. 6, 1998 (age 23)

Major: Organizational Leadership MS

CAREER/SEASON HIGHS

| CAREER HIGH | CATEGORY | SEASON HIGH |
|----------------------------|----------|-------------|
| 17 vs. Tiffin (11/27/18) | PTS | |
| 9 at Buffalo (1/29/19) | REB | |
| 4 vs. Toledo (2/17/18) | AST | |
| 5 - 3x | FG | |
| 13 vs. Kent State (3/8/18) | FGA | |
| 5 vs. Kent State (3/8/18) | 3FG | |
| 11 vs. Kent State (3/8/18) | 3FGA | |
| 5 - twice | FT | |
| 6 - twice | FTA | |
| 1 - 11x | STL | |
| 3 at Bucknell (11/22/17) | BLK | |
| 28 vs. Kent State (2/2/19) | MIN | |


CAREER STATS

| Season | GP-GS | MIN-Avg | FG | Pct. | 3FG | Pct. | FT | Pct. |
|----------|---------------------------|----------|--------|------|-------|------|-------|------|
| 2017-18* | 25-0 | 359-14.4 | 40-110 | .364 | 23-72 | .319 | 21-27 | .778 |
| 2018-19* | 27-0 | 386-14.3 | 44-110 | .400 | 34-95 | .358 | 23-28 | .821 |
| 2019-20* | Did not play - redshirted | | | | | | | |
| 2020-21* | 17-3 | 176-10.4 | 20-46 | .435 | 14-35 | .400 | 4-5 | .800 |
| TOTALS | 0-0 | 0-0.0 | 0-0 | .000 | 0-0 | .000 | 0-0 | .000 |

REBOUNDS

| Season | O-D-REB-AVG. | PF-DQ | AST | TO | BLK | STL | PTS-PPG |
|----------|---------------------------|-------|-----|----|-----|-----|---------|
| 2017-18* | 12-58-70-2.8 | 53-3 | 18 | 24 | 9 | 5 | 124-5.0 |
| 2018-19* | 10-67-77-2.9 | 50-3 | 11 | 9 | 2 | 4 | 145-5.4 |
| 2019-20* | Did not play - redshirted | | | | | | |
| 2020-21* | 7-30-37-2.2 | 30-1 | 7 | 6 | 2 | 2 | 58-3.4 |
| TOTALS | 0-0-0-0.0 | 0-0 | 0 | 0 | 0 | 0 | 0-0.0 |

*at Ball State | TOTALS only reflect IUPUI totals



KALEB EDWARDS

#11

Freshman | Guard


6-3 | 175

Fishers, Ind.

Guerin Catholic

Birthdate: May 22, 2003 (age 18)

Major: Business



DEREK PETERSEN

#20

R-Freshman | Guard

6-2 | 175

Greenwood, Ind.

Greenwood Christian (Hope College)

Birthdate: May 21, 2001 (age 20)

Major: Computer Engineering

2022-2023 SIGNEEs



KHARYE CAYNE

Junior | Forward
6-10
Raleigh, N.C.
USC Salkehatchie

QUICK NOTES

- Averaged 7.6 points, 8.8 rebounds and 4.5 blocked shots per game as a red-shirt freshman at USC Salkehatchie while shooting 61 percent from the floor and 46 percent from three-point range
- Was invited to the All-American JUCO Showcase in July 2021
- Redshirted as a true freshman at Hutchinson J.C. in 2019-20




COOPER DEWITT

Junior | Guard
6-6
Pasco, Wash.
North Idaho College

QUICK NOTES

- Averaged 8.8 points, 4.5 rebounds and 4.3 assists per game as a freshman at North Idaho College while shooting 50 percent overall and 41.2 percent from three in 2020-21
- Named Mid-Columbia Conference Player of the Year and Defensive Player of the Year as a senior at Chiawana (Wash.) High School after averaging 14 points and 6 assists per game




DAYLAN HAMILTON

Junior | Guard
6-3
Houston, Texas
Triton College

QUICK NOTES

- Played the 2020-21 season at Western Michigan where he averaged 3.0 points and 0.9 rebounds per game in 15 appearances
- Averaged 26 points per game as a senior at Klein Forest (Texas) High School, earning Texas Association of Basketball Coaches' Class 6A First Team All-State honors
- Named the District 15-6A Most Valuable Player and All-Region honoree




AMHAD JARRARD

Freshman | Guard
6-5
Indianapolis, Ind.
Mt. Vernon H.S.

QUICK NOTES

- 2021 Hancock County Player of the Year and two-time Hoosier Heritage Conference honoree
- Was an honorable mention underclass All-State selection
- Averaged 12.9 points, 3.5 rebounds and 2.6 assists per game as a junior while shooting 55 percent from the floor
- Averaged 10.7 points, 4.7 rebounds and 3.4 assists per game his sophomore season



ARMON JARRARD

Freshman | Guard
6-3
Indianapolis, Ind.
Mt. Vernon H.S.

QUICK NOTES

- Named First Team All-Hancock County as a junior and underclass All-State
- Averaged 12.8 points, 4.0 rebounds, 2.3 assists and 2.2 steals per game as a junior while knocking down 42 percent from three-point range
- He and his twin brother helped Mt. Vernon to a 17-7 mark as juniors and a sectional title

FORMER JAGUARS IN THE PROs

George Hill - Milwaukee Bucks (NBA)

- averaging 7.7 ppg, 3.4 rpg and 2.5 apg this season
- 14th season in the NBA
- averages 10.9 ppg, 3.1 rpg and 3.1 apg for his career (841 games)

Elyjah Goss - Borås Basket (Sweden)

- averaging 8.5 ppg and 6.5 rpg in his first season
- Borås Basket (10-5) is ranked No. 3 in the Sweden Basketligan and is amidst a six-game winning streak

Marcus Burk - Grand Rapids Gold (NBA G League)

- averaging 6.6 ppg and ranks among the league leaders in 3FG% (44.7%)
- was recently flanked by four former NBA players on the court for Grand Rapids: Isaiah Thomas, Lance Stephenson & Nik Stauskas

Ahmed Ismail - Duba Club (Saudi Arabia)

- Averaging 25.0 ppg, 16.0 rpg and 1.5 bpg in four games for Duba
- Recently had a double-double of 26 pts, 31 reb and 4 blk

Alex Young - Al Sharjah (UAE ULB)

Robert Glenn - Metros (Dominican Republic LNB)

D.J. McCall - Fort Wayne Mad Ants (NBA G League)

Kellon Thomas - Columbus Condors (TBL)

Zo Tyson - KFUM Kalmar (Sweden)



LAST FOUR BOX SCORES

GAME #14 • GREEN BAY 69, IUPUI 54 (GREEN BAY, WISC. - RESCH CENTER)

| IUPUI - 54 | | Record: 1-13 (0-5) | | | | | | | | | | | | | | | | | | |
|------------|--------------------|--------------------|-----------|-----------|-----------|-----------------------|----------------|----|----|----|----|-----------------|-----|--------------------------|--------|-------|-------|-------|--|--|
| NO. | Name | Min | FG M-A | 3P M-A | FT M-A | Rebounds OR DR TOT | Fouls PF FD | TP | AS | TO | ST | Blocks BS BA | +/- | Shooting By Period | | | | | | |
| 24 | Jonah Carrasco | F 15:53 | 1-3 | 0-0 | 3-4 | 2 1 3 | 5 2 | 5 | 2 | 1 | 0 | 2 | 0 | 1st | FG% | 10-25 | 40.0% | | | |
| 5 | Nathan McClure | G 40:00 | 3-7 | 2-4 | 0-0 | 2 2 4 | 3 4 | 8 | 3 | 0 | 1 | 1 | 2 | -15 | 3PT% | 6-14 | 42.9% | | | |
| 10 | Mike DePersia | G 17:44 | 1-3 | 1-2 | 0-0 | 2 2 4 | 1 0 | 3 | 5 | 0 | 0 | 0 | 0 | 0 | FT% | 0-0 | 0.0% | | | |
| 12 | Azariah Seay | G 35:00 | 7-18 | 0-3 | 2-2 | 1 8 9 | 2 2 | 16 | 1 | 1 | 1 | 0 | 0 | -10 | 2nd | FG% | 9-26 | 34.6% | | |
| 25 | Boston Stanton III | G 27:34 | 1-5 | 1-4 | 1-2 | 0 3 3 | 3 2 | 4 | 2 | 2 | 1 | 0 | 1 | -14 | 3PT% | 1-7 | 14.3% | | | |
| 00 | B.J. Maxwell | 32:38 | 6-11 | 3-7 | 3-4 | 0 3 3 | 2 5 | 18 | 1 | 0 | 2 | 0 | 0 | -12 | FT% | 9-12 | 75.0% | | | |
| 23 | Chuks Isitua | 12:46 | 0-1 | 0-0 | 0-0 | 0 0 0 | 4 2 | 0 | 0 | 1 | 0 | 0 | 0 | -11 | GM FG% | 19-51 | 37.3% | | | |
| 4 | Bakari LaStrap | 14:44 | 0-1 | 0-0 | 0-0 | 0 1 1 | 2 0 | 0 | 1 | 4 | 0 | 0 | 0 | -5 | FT% | 7-21 | 33.3% | | | |
| 33 | Dimitar Pandev | 03:41 | 0-2 | 0-1 | 0-0 | 0 0 0 | 0 0 | 0 | 0 | 0 | 0 | 0 | 0 | -4 | FT% | 9-12 | 75.0% | | | |
| Team | | | | | | 0 0 0 | | 0 | | 2 | | | | Dead Ball Rebounds: 4, 0 | | | | | | |
| Totals | | | 19-51 | 7-21 | 9-12 | 7 20 27 | 22 17 | 54 | 15 | 11 | 5 | 3 | 3 | -15 | | | | | | |

| Green Bay - 69 | | | Record: 3-12 (2-4) | | | | | | | | | | | | | | |
|----------------|----------------------|---------|--------------------|-----------|-----------|-----------------------|----------------|----|----|----|----|-----------------|-----|--------------------|-------------------------|-----------------|--|
| NO. | Name | Min | FG M-A | 3P M-A | FT M-A | Rebounds OR DR TOT | Fouls PF FD | TP | AS | TO | ST | Blocks BS BA | +/- | Shooting By Period | | | |
| 3 | Japannah Kellogg III | F 21:02 | 0-2 | 0-0 | 2-4 | 3 2 5 | 0 3 | 2 | 1 | 0 | 0 | 2 | 0 | -2 | 1st | FG% 9-23 39.1% | |
| 11 | Cade Meyer | F 30:56 | 2-6 | 1-2 | 2-2 | 2 1 3 | 3 2 | 7 | 0 | 2 | 2 | 0 | 1 | 12 | 3PT% 5-11 45.5% | | |
| 2 | Kamari McGee | G 33:11 | 4-13 | 0-3 | 4-4 | 0 0 0 | 2 4 | 12 | 3 | 2 | 0 | 0 | 2 | 9 | 2nd | FG% 11-14 78.6% | |
| 5 | Lucas Steber | G 30:17 | 1-3 | 1-3 | 0-0 | 0 3 3 | 4 0 | 3 | 7 | 2 | 1 | 0 | 0 | 16 | 2nd | FG% 10-24 41.7% | |
| 14 | Randy Tucker | G 36:58 | 5-10 | 3-7 | 4-4 | 0 8 8 | 2 5 | 17 | 1 | 1 | 0 | 0 | 0 | 13 | 3PT% 5-14 35.7% | | |
| 12 | Cem Kirciman | 20:39 | 2-4 | 1-3 | 4-6 | 1 4 5 | 3 3 | 9 | 2 | 2 | 0 | 0 | 0 | 11 | 3PT% 10-12 83.3% | | |
| 15 | Donovan Ivory | 26:57 | 5-9 | 4-7 | 5-6 | 1 4 5 | 3 5 | 19 | 1 | 3 | 0 | 1 | 0 | 16 | GM FG% 19-47 40.4% | | |
| | | | | | | | | | | | | | | | 3PT% 10-25 40.0% | | |
| | | | | | | | | | | | | | | | FT% 21-26 80.8% | | |
| Team | | | | | | 3 2 5 | | 0 | | 0 | | | | | Dead Ball Rebounds: 3.0 | | |
| Totals | | | 19-47 | 10-25 | 21-26 | 10 24 34 | 17 22 | 69 | 15 | 12 | 3 | 3 | 3 | 15 | | | |

| IUP | | GB | | Points from | | IUP | | GB | | Period by Period Scoring | | | |
|------------------|--|---------------------------|--|---------------------------|--|---------------|--|-------|--|--------------------------|--|--|--|
| Biggest lead | | 4 (1 st 16:09) | | 16 (2 nd 2:17) | | Turnovers | | 9 17 | | | | | |
| Best Scoring Run | | 5 (1 st 18:03) | | 7 (1 st 6:37) | | Paint | | 12 12 | | | | | |
| Lead Changes | | 4 | | | | Second Chance | | 11 13 | | | | | |
| Times Tied | | 1 | | | | Fast Breaks | | 6 2 | | | | | |
| Time with Lead | | 05:48 | | 33:22 | | Bench | | 18 28 | | | | | |

GAME #15 • MILWAUKEE 89, IUPUI 54 (MILWAUKEE, WISC. - UWM PANTHER ARENA)

| IUPUI - 54 | | Record: 1-14 (0-6) | | | | | | | | | | | | | | | | | | | |
|------------|--------------------|--------------------|-----------|-----------|-----------|-----------------------|----------------|----|----|----|----|-----------------|-----|--------------------|---------------------------------|--|--|--|--|--|--|
| NO. | Name | Min | FG M-A | 3P M-A | FT M-A | Rebounds OR DR TOT | Fouls PF FD | TP | AS | TO | ST | Blocks BS BA | +/- | Shooting By Period | | | | | | | |
| 23 | Chuks Isitua | F 15:06 | 3-5 | 0-0 | 0-0 | 1 1 2 | 1 0 | 6 | 0 | 1 | 0 | 0 | 0 | -16 | 1 st FG% 7-24 29.2% | | | | | | |
| 24 | Jonah Carrasco | F 24:48 | 3-7 | 0-0 | 1-3 | 2 2 4 | 2 3 | 7 | 1 | 1 | 3 | 1 | 1 | -27 | 3PT% 3-12 25.0% | | | | | | |
| 00 | B.J. Maxwell | G 27:47 | 2-12 | 0-6 | 1-1 | 2 3 4 | 4 1 | 5 | 1 | 1 | 0 | 1 | 0 | -36 | 2 nd FG% 8-9 88.9% | | | | | | |
| 5 | Nathan McClure | G 29:55 | 0-6 | 0-4 | 6-6 | 4 2 6 | 3 3 | 6 | 2 | 1 | 3 | 0 | 2 | -18 | 3PT% 11-30 36.7% | | | | | | |
| 25 | Boston Stanton III | G 21:59 | 0-5 | 0-4 | 0-0 | 0 1 1 | 1 1 | 0 | 0 | 0 | 4 | 0 | 1 | -32 | 1 st FG% 4-7 57.1% | | | | | | |
| 10 | Mike DePersia | 30:59 | 2-3 | 2-2 | 2-2 | 0 4 4 | 2 2 | 8 | 3 | 1 | 0 | 0 | 0 | -18 | 3PT% 3-10 30.0% | | | | | | |
| 12 | Azariah Seay | 23:27 | 4-9 | 1-3 | 0-0 | 1 2 3 | 4 1 | 9 | 3 | 0 | 0 | 0 | 0 | -15 | 2 nd FG% 4-7 57.1% | | | | | | |
| 33 | Dimitar Pandev | 07:54 | 1-2 | 1-1 | 1-2 | 0 0 0 | 0 1 | 4 | 1 | 0 | 0 | 0 | 0 | 1 | GM FG% 18-54 33.3% | | | | | | |
| 4 | Bakari LaStrap | 18:05 | 3-5 | 2-2 | 1-2 | 0 0 0 | 0 1 | 9 | 1 | 1 | 0 | 0 | 0 | -14 | 3PT% 6-22 27.3% | | | | | | |
| | | | | | | 1 0 1 | | 0 | | 1 | | | | | 1 st FG% 12-16 75.0% | | | | | | |
| | | | | | | 1 0 1 | | 0 | | 1 | | | | | Dead Ball Rebounds: 2, 1 | | | | | | |
| Totals | | | 18-54 | 6-22 | 12-16 | 10 14 24 | 17 13 | 54 | 12 | 11 | 6 | 3 | 5 | -35 | | | | | | | |

| Milwaukee - 89 | | | Record: 6-12 (4-5) | | | | | | | | | | | | | | | | | | |
|----------------|------------------|---------|--------------------|-----------|-----------|-----------------------|----------------|----|----|----|----|-----------------|-----|--------------------|-----------------|-------|-----------------------|--------------------------|--|--|--|
| NO. | Name | Min | FG M-A | 3P M-A | FT M-A | Rebounds OR DR TOT | Fouls PF FD | TP | AS | TO | ST | Blocks BS BA | +/- | Shooting By Period | | | | | | | |
| 11 | Vin Baker Jr. | F 18:31 | 3-5 | 0-0 | 1-2 | 1 5 6 | 2 2 7 | 0 | 0 | 0 | 0 | 2 | 0 | 8 | 1 st | FG% | 15.26 | 57.7% | | | |
| 44 | Joey St. Pierre | C 15:48 | 4-6 | 0-0 | 0-1 | 1 4 5 | 5 2 8 | 0 | 0 | 2 | 0 | 1 | 0 | 23 | 2 nd | FG% | 4.11 | 36.4% | | | |
| 0 | Donovan Newby | G 26:18 | 3-7 | 3-6 | 0-0 | 0 0 0 | 2 0 9 | 6 | 0 | 1 | 0 | 1 | 0 | 34 | 3 rd | FT% | 4-6 | 66.7% | | | |
| 2 | Jordan Lathon | G 21:39 | 3-3 | 1-1 | 0-0 | 0 7 7 | 1 2 7 | 5 | 2 | 0 | 0 | 0 | 0 | 23 | 1 st | FG% | 18.27 | 66.7% | | | |
| 4 | DeAndre Gholston | G 27:27 | 7-11 | 5-9 | 2-2 | 0 1 1 | 0 1 2 | 21 | 2 | 1 | 0 | 0 | 0 | 34 | 2 nd | FT% | 9-14 | 64.3% | | | |
| 1 | Devon Hancock | 14:31 | 2-7 | 1-4 | 3-3 | 0 0 0 | 1 2 8 | 1 | 2 | 0 | 0 | 0 | 1 | 6 | 3 rd | FT% | 6-7 | 85.7% | | | |
| 24 | Josh Thomas | 13:47 | 1-2 | 0-0 | 0-0 | 0 3 3 | 0 1 2 | 0 | 2 | 0 | 2 | 0 | 0 | 4 | GM | FG% | 33.53 | 62.0% | | | |
| 33 | Moses Bol | 17:54 | 1-1 | 0-0 | 0-0 | 3 4 7 | 1 1 2 | 1 | 0 | 0 | 0 | 2 | 0 | 12 | 3 rd | FT% | 13-25 | 52.0% | | | |
| 21 | Tafari Simms | 24:47 | 7-9 | 1-3 | 4-4 | 2 0 2 | 0 5 19 | 1 | 0 | 1 | 0 | 1 | 0 | 25 | FT | 10-13 | 76.9% | Dead Ball Rebounds: 0, 1 | | | |
| 3 | Jasin Sinani | 14:29 | 1-1 | 1-1 | 0-1 | 0 2 2 | 1 1 3 | 3 | 3 | 0 | 0 | 0 | 0 | 1 | | | | | | | |
| 13 | Kyle Ross | 03:00 | 1-1 | 1-1 | 0-0 | 0 0 0 | 0 0 0 | 0 | 0 | 0 | 0 | 0 | 0 | 2 | | | | | | | |
| 22 | Nick Pappas | 01:49 | 0-0 | 0-0 | 0-0 | 0 1 1 | 0 0 0 | 0 | 0 | 1 | 0 | 0 | 0 | 3 | | | | | | | |
| Team | | | | | | 1 | 0 | 1 | 0 | 0 | 0 | | | | | | | | | | |
| Totals | | | 33:53 | 13:25 | 10:13 | 8 | 27 | 35 | 13 | 17 | 89 | 19 | 4 | 5 | 3 | 35 | Technical Fouls: NONE | | | | |