



2021-2022 IUPUI BASKETBALL GAME NOTES

IUPUI

SCHEDULE/RESULTS

(1-13, 0-5 HORIZON)

Date	Opponent	Result/Time
Nov. 3	# Anderson (ESPN+)	W, 74-60
Nov. 9	at Butler (FS1 Whiparound)	L, 47-56
Nov. 11	at Evansville (ESPN3)	L, 40-60
Nov. 15	^ vs. Denver	L, 47-63
Nov. 16	^ vs. Texas A&M-CC	L, 59-65
Nov. 17	^ at UTSA	L, 57-60
Nov. 23	Spalding Univ. (ESPN+)	W, 61-41
Dec. 2	*Detroit Mercy (ESPN+)	L, 45-69
Dec. 4	*Oakland (ESPN+)	L, 45-78
Dec. 10	at Tennessee State (ESPN+)	L, 44-70
Dec. 16	Chicago State (ESPN+)	L, 55-61
Dec. 21	Morehead State (ESPN+)	L, 52-80
Dec. 30	*Cleveland State (ESPN+)	canceled
Jan. 1	*Purdue Fort Wayne (ESPN+)	canceled
Jan. 6	*at Northern Kentucky (ESPN+)	canceled
Jan. 8	*at Wright State (ESPN+)	L, 58-72
Jan. 10	*UIC (ESPN+)	L, 65-67
Jan. 13	*at Green Bay (ESPN+)	L, 54-69

Jan. 15	*at Milwaukee (ESPN+)	3:00 pm
Jan. 18	at Ohio State (BTN)	7:00 pm
Jan. 20	*Wright State (ESPN+)	7:00 pm
Jan. 22	*Northern Ky. (ESPN+)	12:00 pm
Jan. 27	*at Oakland (ESPN+)	7:00 pm
Jan. 29	*at Detroit Mercy (ESPN+)	1:00 pm
Feb. 3	*Youngstown State (ESPN+)	7:00 pm
Feb. 5	*Robert Morris (ESPN+)	12:00 pm
Feb. 10	*at Purdue Fort Wayne (ESPN+)	7:00 pm
Feb. 12	*at Cleveland State (ESPN+)	3:00 pm
Feb. 14	*at UIC (ESPN+)	8:00 pm
Feb. 17	*at Robert Morris (ESPN+)	7:00 pm
Feb. 19	*at Youngstown State (ESPN+)	2:00 pm
Feb. 24	*Milwaukee (ESPN+)	8:00 pm
Feb. 26	*Green Bay (ESPN+)	tba
Mar. 1	& HL Tourney - 1st Round	tba
Mar. 3	& HL Tourney - Quarterfinals	tba
Mar. 7	& HL Tourney - Semifinals	tba
Mar. 8	& HL Tourney - Championship	tba

home games listed in **bold**
 * denotes Horizon League games
 ^ 210 San Antonio Shootout (San Antonio, Texas)
 & denotes Horizon League Tournament games
 (quarterfinals on campus sites / semis and finals in Indy)

MEDIA COVERAGE

TV: ESPN+
Video Stream: ESPN+
Live Stats: IUPUIJags.com
Twitter: @IUPUIJaguars / @IUPUIMensBball

MBB CONTACT

Ed Holdaway - IUPUI Assistant AD
Email: eholdawa@iupui.edu
Twitter: @EdHoldaway
Cell: 317-908-2645

'03 NCAA TOURNAMENT, 2010 CBI, 2019 CIT

IUPUI (1-13, 0-5 HL) at MILWAUKEE (5-12, 3-5 HL)

January 15, 2022 - 2:00 p.m. Central | Milwaukee, Wisc. | UWM Panther Arena (10,783)

STAT BREAKDOWN

NET	KenPom	RPI	BPI	NET	KenPom	RPI	BPI
357	355	358	356	317	275	333	301
52.1				64.9			
65.1				70.8			
-13.0				-5.9			
.380				.422			
.421				.399			
32.0 (-0.8)				36.5 (-1.5)			
.279				.304			
.331				.330			
.665				.710			
9.8				11.4			
16.8 (-3.0)				13.8 (-3.4)			

SERIES BREAKDOWN

Overall:	6-11
Crenshaw vs. MKE:	0-0
at MKE:	2-8
at IUPUI:	4-3
neutral:	0-0
Last Meeting:	Feb. 25, 2021
Outcome:	MKE 84-72 (in Milwaukee)
Streak:	MKE has won 2

Opponent Stat Leaders

Points:	DeAndre Gholston (15.8 ppg)
Rebounds:	Patrick Baldwin Jr. (6.8 rpg)
Assists:	Jordan Lathon (3.4 apg)
Threes Made:	DeAndre Gholston (33)
Blocked Shots:	Joey St. Pierre (29)
Steals:	Donovan Newby (20)
Minutes Played:	DeAndre Gholston (33.8 mpg)

THE JAGUARS

PROBABLE STARTERS (based on last game)

No.	Name	Yr.	Pos.	Ht.	Hometown	PPG	RPG	APG	FG%	3FG%	FT%
5	Nathan McClure	Jr.	G	6-4	Houston, Texas	4.4	4.2	1.0	.407	.257	.714
10	Mike DePersia	Jr.	G	5-11	Cherry Hill, N.J.	3.7	2.0	2.6	.367	.375	.455
12	Azariah Seay	Sr.	G	6-4	Montgomery, Ala.	7.1	3.2	0.6	.394	.179	.789
25	Boston Stanton III	Fr.	G	6-5	Denver, Colo.	5.0	2.1	1.4	.270	.292	.571
24	Jonah Carrasco	Sr.	F	6-9	Wichita, Kan.	3.6	3.4	0.2	.486	---	.625

OFF THE BENCH

00	B.J. Maxwell	Gr.	G/F	6-5	Austin, Texas	12.2	4.8	0.6	.353	.265	.810
1	KJ Pruitt	Fr.	G	6-4	Lewisville, Texas	5.0	3.1	1.8	.413	.286	.615
2	Bobby Harvey	Sr.	G	6-3	Chicago, Ill.	4.2	2.6	0.8	.271	.323	.667
4	Bakari LaStrap	So.	G	6-0	Houston, Texas	6.1	1.5	2.3	.407	.385	.583
23	Chuks Isitua	Fr.	F/C	6-11	Lagos, Nigeria	3.6	2.1	0.2	.559	---	.632
33	Dimitar Pandev	Sr.	F	6-10	Strumica, Macedonia	2.5	1.8	0.2	.480	.375	.556

QUICK HITTERS

- IUPUI and Milwaukee squared off five times last season with COVID severely altering the schedule. Milwaukee captured four of the five meetings, including all three played in Milwaukee - a regular season sweep and a win in the opening round of the Horizon League Tournament. IUPUI is just 2-8 in 10 games in Milwaukee and has lost five straight roadies since a 76-71 overtime win in February 2018.
- Senior **Azariah Seay** has scored in double-digits in four of IUPUI's last five games, averaging 14.0 points per contest during that span. Seay has shot 44 percent from the floor and been a perfect 9-of-9 from the free throw line during that span. In addition, he's averaged 4.4 rebounds per game over the past five games, including a career-high nine at Green Bay on Thursday night.
- With a rash of injuries in December, the IUPUI starting lineup and rotations has become a patchwork chore for first year head coach Matt Crenshaw. Of the 11 players who have seen action this season, 10 have now started at least one game this season. Freshman **Boston Stanton III** is the lone IUPUI player to have started all 14 games.
- Of IUPUI's 11 active players, 10 have scored in double-figures in at least one game this season with senior **Jonah Carrasco** adding his name to that list on Monday night (Jan. 10). Carrasco had a perfect shooting night, hitting all four field goals and both of his free throws in tallying a career-high 10 points against UIC. The only player to have not scored in double-digits this season is junior guard **Mike DePersia**.
- Maxwell leads IUPUI in scoring (12.2 ppg), rebounding (4.8 rpg), minutes played (31.8 mpg), free throw percentage (81.0%) and threes made (18). Maxwell has led IUPUI in scoring in nine of his 13 appearances and had a career-high 20 points (6-11 FG, 3-4 3's, 5-5 FT) against Chicago State just before Christmas break.
- The IUPUI basketball team had a 3.23 grade point average for the fall with 10 of the 14 team members notching a 3.0 or better. **Nathan McClure** had a perfect 4.0 in the fall and Stanton had a 3.95 mark. As a team, the Jaguars currently have a cumulative 3.37 team GPA.

2021-2022 ROSTER

NUMERIC ROSTER

##	Name	Pos.	Ht.	Wt.	Yr.	Hometown/High School (Previous)
00	B.J. Maxwell	G/F	6-5	200	Gr.	Austin, Texas/LBJ (St. Edward's (Tex.) Univ.)
1	KJ Pruitt	G	6-4	203	Fr.	Lewisville, Texas/Sunrise Christian Academy
2	Bobby Harvey	G	6-3	200	Sr.	Chicago, Ill./Hillcrest (Wabash Valley (Ill.) College)
4	Bakari LaStrap	G	6-0	170	So.	Houston, Texas/The Woodlands Christian Academy
5	Nathan McClure	G	6-4	175	Jr.	Houston, Texas/Concordia Lutheran (State Fair (Mo.) C.C.)
10	Mike DePersia	G	5-11	175	Jr.	Cherry Hill, N.J./Haddonfield Memorial
11	Kaleb Edwards	G	6-3	175	Fr.	Fishers, Ind./Guerin Catholic
12	Azariah Seay	G	6-4	195	Sr.	Montgomery, Ala./Robert E. Lee (Blinn (Texas) College)
15	Zach Gunn	F	6-6	210	Gr.	Fishers, Ind./Hamilton Southeastern (Ball State)
20	Derek Petersen	G	6-2	175	Fr.	Greenwood, Ind./Greenwood Christian (Hope College)
23	Chuks Isitua	F/C	6-11	220	Fr.	Lagos, Nigeria/Jack Yates (Tex.)
24	Jonah Carrasco	F	6-9	220	Sr.	Wichita, Kan./Wichita North (Otero (Colo.) J.C.)
25	Boston Stanton III	G	6-5	190	Fr.	Denver, Colo./Denver East
33	Dimitar Pandev	F	6-10	225	Sr.	Strumica, Macedonia/The Skill Factory (Ga.) (Clarendon College)

Head Coach: Matt Crenshaw (1st season as HC - IUPUI, '04; 13th season at IUPUI)

Assistant Coach: Antwain Banks (1st season - IU Southeast, '04)

Assistant Coach: Tommy Strine (1st season - IPFW, '14)

Assistant Coach: Roy Hairston (3rd season - Purdue, '97)

Director of Operations: Aaron Evans (3rd season - Marian, '14)

ROSTER BREAKDOWNS

BY CLASS-

Freshmen: 5

Juniors: 2

Grads: 2

Sophomores: 1

Seniors: 4

BY PRIMARY POSITION-

Guards: 10

Centers: 0

Forwards: 4

BY HOME STATE/COUNTRY-

Texas: 4

Indiana: 3

Illinois/Alabama/Colorado/Kansas/

New Jersey/Macedonia/Nigeria: 1

PRONUNCIATION GUIDE

Jonah **CARRASCO** (cuh-RASS-ko)

CHUKS (CHOOKS) **ISITUA** (ee-see-TOO-uh)

DIMITAR (DIM-ee-tar) **PANDEV** (PAN-dev)

AZARIAH (AZ-uh-rye-uh) **SEAY** (SAY)

RADIO / TV ROSTER




#00 - B.J. MAXWELL

6-5 // Gr. // G/F

Austin, Texas

Public Relations MA




#1 - KJ PRUITT

6-4 // Fr. // G

Lewisville, Texas

Sports Management



#2 - BOBBY HARVEY

6-3 // Sr. // G

Chicago, Ill.

General Studies




#4 - BAKARI LaSTRAP

6-0 // Soph. // G

Houston, Texas

Business




#5 - NATHAN McCLURE

6-4 // Jr. // G

Houston, Texas

General Studies



#10 - MIKE DePERSIA

5-11 // Jr. // G

Cherry Hill, N.J.

Finance



#11 - KALEB EDWARDS

6-3 // Fr. // G

Fishers, Ind.

Business




#12 - AZARIAH SEAY

6-4 // Sr. // G

Montgomery, Ala.

General Studies



#15 - ZACH GUNN

6-6 // Gr. // F

Fishers, Ind.

Organizational Leadership MS



#20 - DEREK PETERSEN

6-2 // R-Fr. // G

Greenwood, Ind.

Computer Engineering



#23 - CHUKS ISITUA

6-11 // Fr. // F/C

Lagos, Nigeria

OLS




#24 - JONAH CARRASCO

6-9 // Sr. // F

Wichita, Kan.

General Studies



#25 - BOSTON STANTON III

6-5 // Fr. // G

Denver, Colo.

Psychology



#33 - DIMITAR PANDEV

6-10 // Sr. // F

Strumica, Macedonia

General Studies



MATT CRENSHAW

Head Coach

13th season at IUPUI

1st season as HC



ANTWAIN BANKS

Assistant Coach

1st season



TOMMY STRINE

Assistant Coach

1st season



ROY HAIRSTON

Assistant Coach

3rd season

POLLS

ASSOCIATED PRESS

Week 10 - Jan. 10

Rank Team (1st)

1.	Baylor (61)
2.	Gonzaga
3.	UCLA
4.	Auburn
5.	USC
6.	Arizona
7.	Purdue
8.	Duke
9.	Kansas
10.	Michigan State
11.	Houston
12.	LSU
13.	Wisconsin
14.	Villanova
15.	Iowa State
16.	Ohio State
17.	Xavier
18.	Kentucky
19.	Texas Tech
20.	Seton Hall
21.	Texas
22.	Tennessee
23.	Providence
24.	Alabama
25.	Illinois

COACHES

Week 10 - Jan. 10

Rank Team (1st)

1.	Baylor (32)
2.	Gonzaga
3.	UCLA
4.	Auburn
5.	Purdue
6.	Arizona
7.	USC
8.	Duke
9.	Michigan State
10.	Kansas
11.	Houston
12.	LSU
13.	Wisconsin
14.	Villanova
15.	Ohio State
16.	Iowa State
17.	Kentucky
18.	Seton Hall
19.	Texas Tech
20.	Providence
21.	Xavier
22.	Texas
23.	Tennessee
24.	Illinois
25.	Alabama

MID-MAJOR TOP 25

January 10

Rk	Team (1st)	Record	Pts.	Prev.	Conf.
1	Gonzaga (31)	12-2	775	1	West Coast
2	Loyola Chicago	11-2	738	3	Missouri Valley
3	BYU	14-3	703	5	West Coast
4	San Francisco	14-2	667	2	West Coast
5	Iona	11-3	624	4	Metro Atlantic
6	Belmont	12-3	621	6	Ohio Valley
7	Ohio	12-2	559	7	Mid-American
8	Saint Mary's	12-4	543	7	West Coast
9	Murray State	12-2	537	9	Ohio Valley
10	New Mexico State	13-2	490	10	Western Athletic
11	Chattanooga	13-3	438	13	Southern
12	South Dakota State	13-4	430	12	Summit
13	Monmouth	10-3	363	11	Metro Atlantic
14	Grand Canyon	12-2	356	14	Western Athletic
15	Oakland	11-4	327	15	Horizon
16	Drake	11-5	312	16	Missouri Valley
17	Toledo	11-4	246	19	Mid-American
18	Santa Clara	10-5	166	25	West Coast
19	James Madison	9-3	164	17	Colonial
20	Akron	8-4	125	18	Mid-American
21	Cleveland State	10-3	104	NR	Horizon
22	Furman	11-6	96	NR	Southern
23	Utah Valley	11-4	94	24	Western Athletic
24	Southern Utah	9-5	87	23	Big Sky
25	Wagner	8-2	71	NR	Northeast

HORIZON LEAGUE PRESEASON POLLS

Pl. School (1st-place) - Votes

1.	Cleveland State (30) - 502
2.	Wright State (9) - 463
3.	Northern Kentucky (1) - 406
4.	Milwaukee (2) - 396
5.	Detroit Mercy (2) - 350
6.	Oakland - 340
7.	Youngstown State - 214
8.	UIC - 204
9.	Purdue Fort Wayne - 169
10.	Robert Morris - 157
11.	Green Bay - 146
12.	IUPUI - 85

Preseason POTY: Antoine Davis, Detroit Mercy

First Team (alphabetical order by school)

Torrey Patton, Cleveland State

Antoine Davis, Detroit Mercy

Patrick Baldwin Jr., Milwaukee

Jalen Moore, Oakland

Grant Basile, Wright State

Second Team (alphabetical order by school)

DeAndre Gholston, Milwaukee

Trevon Faulkner, Northern Kentucky

Marques Warrick, Northern Kentucky

Jarred Godfrey, Purdue Fort Wayne

Tanner Holden, Wright State

HORIZON LEAGUE

HORIZON LEAGUE STANDINGS

through games on Jan. 14

Team	Overall (Pct.)	HL (Pct.)
Oakland.....	12-4 (.750)	6-0 (1.000)
Cleveland State	10-4 (.714)	6-1 (.857)
Wright State	9-7 (.563)	6-1 (.857)
Detroit Mercy.....	5-8 (.385)	3-1 (.750)
Purdue Fort Wayne.....	8-7 (.533)	4-3 (.571)
Youngstown State	9-8 (.529)	3-4 (.429)
Northern Kentucky	6-8 (.429)	2-3 (.400)
UIC	6-8 (.429)	2-3 (.400)
Milwaukee.....	5-12 (.294)	3-5 (.375)
Green Bay	3-12 (.200)	2-4 (.333)
IUPUI.....	1-13 (.071)	0-5 (.000)
Robert Morris	2-14 (.125)	0-7 (.000)

HORIZON LEAGUE SCHEDULE

Date	Game	Time
1/15	Oakland at Purdue Fort Wayne	1pm
	IUPUI at Milwaukee	3pm
	Detroit Mercy at Cleveland St.	3:30pm
	Wright St. at Youngstown St.	7pm
	UIC at Green Bay	7pm
	Northern Ky. at Robert Morris	7pm
1/18	IUPUI at Ohio State	7pm
1/20	Wright St. at IUPUI	7pm
	Detroit Mercy at Green Bay	8pm
	Oakland at Milwaukee	8pm
	Northern Ky. at UIC	8pm
1/21	Youngstown St. at Cleveland St.	7pm
	Robert Morris at Purdue Fort Wayne	7pm
1/22	Northern Ky. at IUPUI	12pm
	Detroit Mercy at Milwaukee	3pm
	Oakland at Green Bay	7pm
	Wright St. at UIC	8pm
1/23	Youngstown St. at Purdue Fort Wayne	12pm
	Robert Morris at Cleveland St.	3pm
1/27	Milwaukee at Robert Morris	7pm
	Green Bay at Youngstown St.	7pm
	IUPUI at Oakland	7pm
	UIC at Detroit Mercy	7pm
1/28	Purdue Fort Wayne at Northern Ky.	7pm
	Cleveland St. at Wright St.	9pm
1/29	IUPUI at Detroit Mercy	1pm
	Milwaukee at Youngstown St.	2pm
	UIC at Oakland	3pm
	Green Bay at Robert Morris	7pm
1/30	Purdue Fort Wayne at Wright St.	2pm
	Cleveland St. at Northern Kentucky	2pm
2/3	Oakland at Northern Kentucky	7pm
	Youngstown St. at IUPUI	7pm
	Detroit Mercy at Wright St.	7pm
	Robert Morris at UIC	8pm
2/4	Milwaukee at Purdue Fort Wayne	7pm
	Green Bay at Cleveland St.	7pm

IUPUI IN HORIZON LEAGUE STATS

through games on Jan. 14 [denotes NCAA ranking]

Category	HL [Nat Rk.]	Stat
Scoring	12th.....	52.07 ppg
Scoring Defense	1st.....	65.07 ppg
Scoring Margin	12th.....	-13.00 ppg
Free Throw %	10th.....	66.5%
Field Goal %.....	12th.....	38.0%
Field Goal % Def.	5th.....	42.1%
3Pt Field Goal %	11th.....	27.9%
3Pt Field Goal % Def	6th.....	33.1%
Rebounding Offense	9th.....	32.00 rpg
Rebounding Defense.....	2nd.....	32.79 rpg
Rebounding Margin	7th.....	-0.79 rpg
Blocked Shots	11th.....	2.29 bpg
Assists	12th.....	9.79 apg
Steals	10th.....	5.21 spg
Turnover Margin.....	11th.....	-3.00 to/g
Turnovers.....	12th.....	16.79 to/g
Assist/TO Ratio	12th.....	0.58 a/to
Offensive Rebounds	6th.....	10.29 rpg
Defensive Rebounds	12th.....	21.71 rpg
Offensive Reb. Pct.	4th.....	31.5%
Defensive Reb. Pct.....	11th.....	67.6%
3FG Made	12th.....	5.43/game

Category	Rank	Stat
FT Percentage		
B.J. Maxwell	9th	81.0%
Blocked Shots		
Jonah Carrasco	t-9th	0.79 bpg

GREEN BAY TIP-INS

IUPUI had a season-high 15 assists at Green Bay on Thursday night (Jan. 13), doing so on just 19 field goals... junior Mike DePersia handed out a season-high five assists with zero turnovers... senior Azariah Seay just missed his first career double-double with 16 points (7-18 FG, 2-2 FT) and a career-high nine boards... grad transfer B.J. Maxwell came off the bench for the first time this season and had a team-high 18 points (6-11 FG, 3-7 3's, 3-4 FT)... redshirt junior Nathan McClure played all 40 minutes, finishing with eight points, four boards and three assists.

OFFENSIVE EXPLOSION

On the surface, IUPUI's 65-point effort against UIC would seem pretty pedestrian by college basketball standards. However, for the Jaguars, it marked an offensive explosion as it was the most points by the Jaguars in a game this season. Bakari LaStrap led the way with a career-high 16 points on 7-of-10 shooting and senior Jonah Carrasco was a perfect 4-of-4 for his career-high 10 points. Collectively, IUPUI shot a season-high 52 percent from the floor in the loss to UIC.

DEFENSIVE NUGGETS

While the IUPUI offense has struggled to score, defense has been the Jaguars' calling card, holding six foes under 40 percent shooting this season. IUPUI ranks 86th in the country in scoring defense at 65.1 points allowed per game, topping the Horizon League in the category.

No IUPUI opponent has hit 50 percent or better from the field in a game this season.

CLAMPS

IUPUI held Spalding to just 10 first half points in its 61-41 win over the Golden Eagles on Nov. 23. The 10 first half points matched the fewest by any team in the country this season. Below is the list of the five lowest offensive outputs in the country this season:

- 10 - Arizona State vs. Washington State (Dec. 1, 2021)
- 10 - IUPUI vs. Spalding [Non D1] (Nov. 13, 2021)
- 10 - Georgia State vs. Brewerton [Non D1] (Nov. 9, 2021)
- 12 - Detroit Mercy vs. IUPUI (Dec. 2, 2021)
- 12 - Pacific vs. Chicago State (Nov. 22, 2021)

The 41 points allowed matched the fewest by an IUPUI opponent in program history, tying the 41 scored by Indiana State on Dec. 23, 2008 in the Jaguars' 62-41 victory.

SEAY MY NAME

After scoring just 30 points in the season's first nine games combined, senior Azariah Seay has been on a scoring binge, averaging 14.0 points per game over the past five games. Seay tallied a career-high 17 on 8-of-12 shooting against Morehead State on Dec. 21.

THREE-HEADED MONSTER

IUPUI has used a trio of bodies in the middle this season in Jonah Carrasco, Chuks Istitua and Dimitar Pandev. Collectively, the group is averaging 9.7 points, 7.3 rebounds and 1.4 blocked shots per game while shooting 51 percent (49-of-96) from the field.

SEVEN BODIES

IUPUI entered the Morehead State game with nine healthy bodies and finished the night with just seven cleared for takeoff. In addition to Seay's career-high 17, two others made the most of an extended opportunity as sophomore Bakari LaStrap finished with a career-high 11 points (5-11 FG, 1-1 FT) in 35 minutes off the bench and senior Dimitar Pandev also had a career-high 11 (3-3 FG, 2-2 3's, 3-6 FT) in just 18 minutes.

IUPUI's top scorer, B.J. Maxwell, was limited to just three points on 1-of-7 shooting.

BRING ON THE BUCKS

IUPUI had a recent addition to the schedule, lining up a non-conference game at No. 16/15 Ohio State for next Tuesday (Jan. 18) at 7:00 p.m. on BTN. The game will mark the third meeting between the two schools and IUPUI's first against a Big Ten foe since December 2017.

TAP INTO THE RESERVES

With IUPUI's scoring coming via committee, IUPUI is averaging 19.0 points per game off the bench this season. IUPUI has received 10-or-more points from its bench in every game this season and peaked with a season-high 30 in the win over Spalding.

CRAFTY VETERAN

Maxwell is an interesting case study in today's new world of college basketball as he's entering his seventh year of college this season. After redshirting his opening season (2015-16) at Abilene Christian, he played three full seasons at ACU before transferring out for a fifth season. He played just two games at Detroit Mercy in 2019-20 before suffering a season ending injury and receiving another season of eligibility. He spent all of last season at Saint Edward's University in Austin, Texas, where he averaged 18.6 points and 5.3 boards per game while earning NABC Second Team All-District honors.

After all NCAA student-athletes were granted an additional year of eligibility due to COVID-19 issues, Maxwell opted to join the IUPUI program for a seventh season of schooling. He enters this season having played 94 collegiate basketball games and having scored 758 points across both NCAA Division I and II levels.

CHASING 1,000

Maxwell's journey has spanned four schools in three different states at both the Division I and Division II levels, but through it all, he's closing in on 1,000 collegiate points. Maxwell has 916 collegiate points entering play - 385 at Abilene Christian, 2 at Detroit Mercy, 371 at St. Edward's University and 158 this season at IUPUI.

UNIVERSITY QUICK FACTS

Location	Indianapolis, Ind.
Founded	1969
Nickname	Jaguars
Colors	Red, gold & black
Enrollment	30,000
Affiliation	NCAA Division I
Conference	The Horizon League
Home Facility (Cap.)	Indiana Farmers Coliseum (6,800)
Chancellor	Dr. Nasser Paydar
Athletics Director	Dr. Roderick Perry
Website	www.IUPUIJags.com
Twitter	@IUPUIJaguars
Athletics Phone	(317) 278-5247
Mailing Address	1000 Waterway Blvd. Indianapolis, IN 46202

BASKETBALL HISTORY

First Yr. of basketball	1972
Seasons of basketball	51st
Seasons of Division I basketball	24th
Division I (1998-pres.) Record	290-337 (.463)
NCAA Appearances	1
Last NCAA Appearance	2003
Last Postseason Appearance	2019 (CIT - First Round)

UNIVERSITY NOTES

ABOUT THE UNIVERSITY

IUPUI is a public research university located in downtown Indianapolis that is the result of a merger of the Purdue Indianapolis Extension Center (1946) and Indiana University Indianapolis (1916). The merger was completed in 1969 and athletics began in 1972.

The university offers more than 200 degree programs and boasts an enrollment over 30,000 (22,000 undergrad and 8,000 postgrad). The university also boasts an endowment of more than \$850 million.

The university is ranked among the Top 200 "National Universities" and ranked 7th for "Up and Coming Schools." U.S. News has ranked IUPUI among the nation's elite for 13 straight years.

All total, the campus covers 509 acres and is located along Indy's Cultural Trail.

IUPUI includes the nation's largest nursing school, the second largest medical school in the country, the only dental school in the state, and the country's oldest school of physical education. IUPUI is among the top 20 campuses in the nation for graduate professional degrees conferred.

ATHLETIC PROWESS

IUPUI was a primary beneficiary of the 1987 Pan-American Games in Indianapolis and continues to boast some world renowned facilities.

The IU Natatorium is located on the IUPUI campus and is among the best swimming & diving facilities in the world. It has hosted the U.S. Olympic Team Trials four different times and 12 NCAA National Championship meets. In addition, the 2017 World Juniors were held at IUPUI and 16 world records have been set in the Natatorium water.

Adjacent west is the Michael A. Carroll Track & Soccer Stadium which has hosted several USA Outdoor Track & Field Championships and NCAA Championships, along with the 1988 US Olympic Trials. Florence Griffith-Joyner set the 100m world record of 10.49 on the track.

In basketball circles, IUPUI is best known as the long-time host of the Nike All-American Camp, which was held on campus for two decades. The nation's top prep players and coaches from every level converged on campus for two weeks each summer in what was considered the elite college recruiting event of the year. Alum included LeBron James, Chris Webber, Allen Iverson, Kevin Garnett, Jason Kidd and Paul Pierce, among many others.

GEORGE HILL

IUPUI's best known basketball alum is current NBAer George Hill, who is in his 14th year in the league this season. Hill was originally drafted by the San Antonio Spurs (1st rd., 26th overall) in 2008.

He's played for the Spurs (2008-11), Indiana Pacers (2011-16), Utah Jazz (2016-17), Sacramento Kings (2017-18), Cleveland Cavaliers (2018), Milwaukee Bucks (2018-20), Oklahoma City Thunder (2020) and Philadelphia 76ers (2021) before returning to Milwaukee this season. He's played in 825 regular season games, making nearly 500 career starts and averaging 11.0 points and 3.2 assists per game in his NBA career. He led the league in three-point percentage 2019-20 at 46 percent and is a career 38.4 percent shooter.

Entering this season, he's played in 139 career playoff games, starting 91 times and averaging 11.4 points per game.

OFFENSE IS OFFENSIVE

IUPUI is currently last in the nation in scoring offense (52.1 ppg) and 344th of 350 teams in turnovers per game (16.8 to/gm). The Jags have topped 60 points just twice this season.

EXPERIENCE MATTERS

Despite having eight players classified as upperclassmen, the IUPUI roster entered this season without a ton of actual Division I experience. Mike DePersia (1,241 career minutes) and B.J. Maxwell (1,156 minutes between ACU and Detroit Mercy) are the only two to have played at least 1,000 career minutes. A third, Zach Gunn, was closing in on the number having played 920 minutes in three seasons at Ball State, but will miss the entire season due to injury.

Six others in the IUPUI rotation entered this season having played fewer than 400 career minutes in Nathan McClure (388), Azariah Seay (376 between IUPUI and Alabama State), Bobby Harvey (255), Bakari LaStrap (234), Dimitar Pandev (62) and Jonah Carrasco (49).

FRESH STARTERS

Rarely have freshmen cracked IUPUI's starting five in the program's Division I era. It's super rare to have multiple freshmen starting, but that's the case for the Jags as both KJ Pruitt and Boston Stanton III have routinely been among the first five. Here's a look at other freshmen who have started more than half of the team's games in a given season in the D1 era.

Aaron Brennan - 2014-15 (started 24 of 31 games)
Lyonell Gaines - 2011-12 (started 27 of 32 games)
Alex Young - 2008-09 (started 21 of 30 games)
George Hill - 2004-05 (started 21 of 29 games)

Only one other time in the program's Division I era have the Jags had two freshmen as primary starters as Brennan and D.J. McCall were consistent starters in the 2014-2015 campaign.

JERSEY MIKE

Junior guard Mike DePersia ranked No. 3 in the country a year ago with a 3.74 assist-to-turnover ratio, delivering 71 assists against just 19 miscues. In league play, he upped that figure to 4.13. His 3.74 mark last season easily eclipsed the previous IUPUI single-season mark, which was 3.30 set by Taj Hawkins back in 2001-02.

DePersia tied IUPUI's single-game record with 14 assists in a game in a Feb. 12 win over UIC, doing so without committing a turnover. He had a six-game span where he didn't turn the ball over once, dishing out 31 assists during that span.

DePersia enters his third season with the program with a 2.56 career assist-to-turnover ratio, having distributed 156 assists against just 61 turnovers in an IUPUI uniform. The IUPUI career record in the category is 2.16 as Brady Adkins had 261 assists against just 121 turnovers from 1994-1996.

HOOSIER TIES

For the first time in program history, IUPUI opened the season with a starting five that didn't include an Indiana-native. In program history, 73 percent of the players have come from the state of Indiana and IUPUI has never started a game in the Division I era (1998-present) without having at least one Indiana-native included.

In fact, it's unlikely that IUPUI gets any contributions from any Indiana-natives this year as Zach Gunn will miss the season due to injury and non-scholarship freshmen Kaleb Edwards and Derek Petersen are expected to redshirt.

LONESTARS

IUPUI had never had a Texas-native in the program prior to 2019 when Taveion White joined the program. Fast forward to 2021-2022 and IUPUI has four Texas-natives (B.J. Maxwell, KJ Pruitt, Bakari LaStrap and Nathan McClure) on the team and a fifth who played high school in Texas in Chuks Isitua.

IUPUI signed another Texas-product for next season as well as 6-foot-3 guard Daylan Hamilton, who currently plays at Triton College, hails from Houston.

DEPARTED

IUPUI returns just 32.5 percent of its scoring from a season ago as the trio of Marcus Burk (21.7 ppg, 45 3's), Jaylen Minnett (16.4 ppg, 41 3's) and Elijah Goss (11.1 ppg, 11.6 rpg) are all playing elsewhere this season.

Burk inked a deal with the G League Grand Rapids Gold (affiliate of the Denver Nuggets), Goss is playing professionally in Sweden and Minnett opted to play a graduate season at Missouri State.

Burk finished his two-year IUPUI career ranked No. 22 on the program's all-time scoring list with 1,072 points and Minnett finished No. 9 on the program's all-time scoring list with 1,403 career points and as the program's all-time leader in threes made (285). Goss closed his career as the program's all-time leader in rebounds (880) and a D1 record 25 double-doubles.

SEVEN BACK

IUPUI returns seven letterwinners and two starters - Mike DePersia (5.0 ppg, 3.9 apg) and Nathan McClure (4.4 ppg, 2.9 rpg). The other returning letterwinners are Azariah Seay (5.7 ppg), Bobby Harvey (5.6 rpg), Bakari LaStrap (2.8 ppg), Dimitar Pandev (1.6 ppg, 1.9 rpg) and Jonah Carrasco (0.3 ppg, 0.4 rpg).

FRESH FACES

Hired in April, head coach Matt Crenshaw had to build out his roster for this season in short order. He added five scholarship additions in graduate transfers Zach Gunn (Ball State) and B.J. Maxwell (St. Edward's University) and three freshmen in Chuks Isitua, KJ Pruitt and Boston Stanton III.

Gunn, who will miss the season due to an injury suffered in the preseason, played in 69 games and averaged 4.7 points per game during his four-year Ball State career. Maxwell, who played last season at Division II SEU in Austin, Texas, was the Lone Star Conference (LSC) Newcomer of the Year after averaging 18.6 points, 5.3 rebounds and 2.3 assists per game last season.

Isitua, a 6-foot-11 forward/center, was considered among the top recruits from the state of Texas and was named to the 2021 All-VYPE Houston Boys Public School Basketball Team.

Pruitt, a 6-foot-4 guard, was originally in the Class of 2020 before attending Sunrise Christian Academy last season and reclassifying to the 2021 class. He averaged 14.5 points, 6.0 rebounds and 4.5 assists per game as a senior at Lewisville (Texas) High School before suffering an injury in the season's final game.

Stanton III, the final addition to the program, is a 6-foot-5 guard from Denver East (Colo.) High School. He averaged 21.0 points, 5.6 rebounds and 2.7 assists per game as a junior, but had his senior year derailed by an injury and averaged just 14.2 points, 3.8 rebounds and 2.2 steals per game in five games.

SMALL WONDERS

IUPUI will most likely be undersized in each and every game this season as the average height on the IUPUI roster is just 6' 4 3/4" this season. The IUPUI roster boasts just three players taller than 6-foot-9 in Isitua (6-11), Pandev (6-10) and Carrasco (6-9).

Pandev played just 60 minutes last season before missing the final two months due to injury and Carrasco played just 50 minutes last season.

Given the lack of size, it's likely that Crenshaw will deploy a number of four guard and five guard combinations this season.

AROUND THE DEPARTMENT

KOEPPEN'S KIDS WIN THIRD STRAIGHT

The IUPUI men's cross country team capped the month of October with a third straight Horizon League title, winning the crown by a wide margin at Northview Church on Oct. 30. It marked the Jags third straight Horizon League title under longtime head coach Chuck Koeppen and fifth conference title in the program's history (two in The Summit, three in the Horizon). The Jags then capped the season by placing No. 10 in the NCAA Great Lakes Regional Championships, marking the third top-10 finish in program history.

Koeppen's squad is being recognized at tonight's game for their league title.

In addition, Koeppen announced the he's stepping down from the program's top spot, effective December 1 and his assistant, Justin Roeder, will take over the program's reins on an interim basis. Koeppen will remain with the program as an assistant coach through the end of the 2021-2022 campaign.

NEW HOME

The IUPUI athletic campus received a major boost this fall with the construction of new outdoor tennis courts, immediately south of Michael A. Carroll Stadium. The six outdoor courts are in the center of campus and include LED lighting.

The courts opened this fall and will officially begin hosting home matches later this spring.

POINT TAKEN

The IUPUI Athletics Department is currently going through the hiring process for a new Senior Associate Director of Athletics as Jaunelle White departed her post earlier this fall to take over as Director of Athletics at NAIA Point University in West Point, Ga.

BASKETBALL CENTRAL

A year after helping host the entire NCAA Men's Basketball Tournament in the Circle City, IUPUI will be slightly less busy this March. That said, IUPUI will serve as an institutional co-host for First and Second Round games this March inside Gainbridge Fieldhouse in downtown Indianapolis.

Also, the Horizon League Tournament will be held inside Indiana Farmers Coliseum for a third straight year in 2022.



2020-2021 MISCELLANEOUS STATISTICS

IUPUI'S RECORD WHEN...

	'21-22 Overall	'21-22 HL Crenshaw	Under
Home:	1-5	0-3	1-5
Away:	0-6	0-2	0-6
Neutral:	0-2	0-0	0-2
Overtime:	0-0	0-0	0-0
Lead @ Halftime:	1-1	0-0	1-1
Trail @ Halftime:	0-11	0-5	0-11
Tied @ Halftime:	0-1	0-0	0-1
Leading w/ 5:00 left:	1-1	0-0	1-1
Trailing w/ 5:00 left:	0-11	0-4	0-11
Tied w/ 5:00 left:	0-1	0-1	0-1
Shooting 50% or better:	0-1	0-1	0-1
Shooting 40-50%:	1-1	0-0	1-1
Shooting less than 40%:	0-11	0-4	0-11
Opp. shoots 50% or better:	0-0	0-0	0-0
Opp. shoots 40-50%:	0-8	0-4	0-8
Opp. shoots less than 40%:	1-5	0-1	1-5
Shooting better % than opp.	1-4	0-1	1-4
Shooting worse % than opp.	0-9	0-4	0-9
Scoring less than 50:	0-6	0-2	0-6
Score 50-59 pts:	0-6	0-2	0-6
Score 60-69 pts:	1-1	0-1	1-1
Score 70-79 pts:	0-0	0-0	0-0
Score 80-89 pts:	0-0	0-0	0-0
Score 90+ pts:	0-0	0-0	0-0
Opp. scores less than 50:	1-0	0-0	1-0
Opp. scores 50-59 pts:	0-1	0-0	0-1
Opp. scores 60-69 pts:	0-8	0-3	0-8
Opp. scores 70-79 pts:	0-3	0-2	0-3
Opp. scores 80-89 pts:	0-1	0-0	0-1
Opp. scores 90+ pts:	0-0	0-0	0-0
Commit less TO than opp.	0-3	0-1	0-3
Commit more TO than opp.	0-8	0-2	0-8
Commit same TO as opp.	1-2	0-2	1-2
Outrebound opponent:	1-6	0-2	1-6
Outrebounded:	0-6	0-2	0-6
Rebounding is equal:	0-1	0-1	0-1
Bench outscores opp.:	1-5	0-3	1-5
Bench is outscored:	0-8	0-2	0-8
Bench scoring is equal:	0-0	0-0	0-0
Hit more FT than opp.:	1-1	0-0	1-1
Hit less FT than opp.:	0-12	0-5	0-12
Hit same FT as opp.:	0-0	0-0	0-0
Hit more 3's than opp.:	1-3	0-1	1-3
Hit less 3's than opp.:	0-9	0-4	0-9
Hit same 3's as opp.:	0-1	0-0	0-1
Decided by 5 pts or less:	0-2	0-1	0-2
Decided by 6-10 points:	0-3	0-0	0-3
Decided by 10+ points:	1-8	0-4	1-8
In home whites:	0-0	0-0	0-0
In grays:	1-6	0-3	1-6
In road blacks:	0-5	0-2	0-5
In road reds:	0-2	0-0	0-2
7 in double-digits:	0-0	0-0	0-0
6 in double-digits:	0-0	0-0	0-0
5 in double-digits:	0-0	0-0	0-0
4 in double-digits:	0-0	0-0	0-0
3 in double-digits:	0-3	0-2	0-3
2 in double-digits:	0-5	0-1	0-5
1 in double-digits:	1-4	0-2	1-4
0 in double-digits:	0-1	0-0	0-1
On Mondays:	0-2	0-1	0-2
On Tuesdays:	1-3	0-0	1-3
On Wednesdays:	0-1	0-0	0-1
On Thursdays:	0-4	0-2	0-4
On Fridays:	0-1	0-0	0-1
On Saturdays:	0-2	0-2	0-2
On Sundays:	0-0	0-0	0-0
In November:	1-5	0-0	1-5
In December:	0-5	0-2	0-5
In January:	0-3	0-3	0-3
In February:	0-0	0-0	0-0
In March:	0-0	0-0	0-0

CAREER DOUBLE-DIGIT PERFORMANCES/STARTS/DUNKS

Double-Digit Scoring Gms	Sea	Car
Name		
Maxwell	9	9
Seay	4	7
LaStrap	4	5
DePersia	0	3
Harvey	1	3
McClure	1	2
Carrasco	1	1
Isitua	1	1
Pandev	1	1
Pruitt	1	1
Stanton III	1	1

20+ Point Scoring Games	Sea	Car
Name		
Maxwell	1	1

30+ Point Scoring Games	Sea	Car
Name		

Double-Digit Reb. Games	Sea	Car
Name		
Maxwell	1	1

Double-Doubles	Sea	Car
Name		
Maxwell	1	1

Games Started	Sea	Car
Name		
DePersia	2	29
McClure	12	24
Stanton III	14	14
Maxwell	12	12
Carrasco	11	11
Pruitt	10	10
Seay	4	6
Harvey	1	5
Isitua	3	3
Pandev	0	3
LaStrap	1	2

Dunks	Sea	Car
Name		
Carrasco	5	6
Harvey	1	1
Isitua	1	1
LaStrap	0	1
Maxwell	1	1
McClure	0	1
Pruitt	1	1

TIMES LEADING THE TEAM IN...

Points	Sea	Car
Name		
Maxwell	9	9
LaStrap	7	7
Seay	1	1
Harvey	1	1
Pruitt	1	1

Rebounds	Sea	Car
Name		
Maxwell	7	7
McClure	4	4
Pruitt	3	3
Carrasco	1	1
Harvey	1	1
Isitua	1	1
Pandev	1	1
Seay	1	1

Assists	Sea	Car
Name		
DePersia	8	22
LaStrap	3	10
Pruitt	1	3
McClure	1	1
Stanton III	1	1
Harvey	1	1
Pandev	1	1

Steals	Sea	Car
Name		
DePersia	14	14
LaStrap	2	2
McClure	2	2
Pruitt	2	2
Maxwell	2	2
Isitua	2	2
Seay	1	1
Stanton III	1	1
Harvey	1	1

Blocked Shots	Sea	Car
Name		
Carrasco	6	6
Isitua	1	1
McClure	1	1
DePersia	1	1
Maxwell	1	1
Pandev	1	1
Pruitt	1	1
Harvey	1	1
Maxwell	1	1

SPECIALTY STATS

PP = Points in the Paint; POT = Points off Turnover; 2nd = 2nd Chance Points; BP = Bench Points

Opponent	Result	PP	POT	2nd	BP	Largest Lead	Largest Deficit	Lead Chngs	Ties	Time w/ Lead	Time Trailing
at Butler	L, 47-56	22/16	11/7	4/3	20/8	2	15	2	2	4:06	33:56
at Evansville	L, 40-60	24/22	8/16	8/2	13/14	---	22	0	0	0:00	38:33
vs. Denver	L, 47-63	12/20	11/23	13/9	22/24	---	19	0	1	0:00	38:35
vs. TAMUCC	L, 59-65	14/32	14/21	11/13	27/31	6	11	3	1	16:08	21:50
at UTSA	L, 57-60	24/24	13/13	12/14	26/5	10	3	3	1	37:30	0:52
Spalding Univ.	W, 61-41	22/20	20/15	11/3	30/19	26	---	0	0	39:06	0:00
Detroit Mercy	L, 45-69	16/26	15/22	1/6	18/9	---	28	0	0	0:00	39:12
Oakland	L, 45-78	24/28	4/32	9/20	16/19	2	34	2	1	0:56	36:26
at Tennessee St.	L, 44-70	24/26	5/30	8/5	19/32	---	28	0	1	0:00	38:56
Chicago St.	L, 55-61	16/18	22/4	5/5	15/25	4	19	4	1	3:11	34:34
Morehead St.	L, 52-80	24/20	4/26	8/16	24/35	2	32	3	2	2:38	35:47
at Wright St.	L, 58-72	16/36	16/19	8/16	15/6	5	20	2	1	5:41	33:11
UIC	L, 65-67	32/28	13/15	12/10	23/11	8	3	9	7	22:23	10:35
at Green Bay	L, 54-69	12/12	9/17	11/13	18/28	4	16	4	1	5:48	33:22
at Milwaukee											
at Ohio State											
Wright St.											
Northern Ky.											
at Oakland											
at Detroit Mercy											
Youngstown St.											
Robert Morris											
at Purdue FW											
at Cleveland St.											
at UIC											
at Robert Morris											
at Youngstown St.											
Milwaukee											
Green Bay											
HL 1st Rd.											
HL 2nd Rd.											
HL Semis											
HL Finals											
Totals		282/328	165/261	131/135	266/266	26	34	32	19	137:27	395:49
Averages		20.1/23.4	11.8/18.6	9.4/9.6	19.0/19.0			2.3	1.4	24.5%	70.7%

of time of time

WIN/LOSS MARGINS

Wins	1													
MARGIN	1	2	3	4	5	6	7	8	9	10	11-15	16-20	21-29	30+
Losses	1	1				2			1		2	2	3	1

2021-2022 IUPUI STATISTICS

Game Records

Record	Overall	Home	Away	Neutral
ALL GAMES	1-13	1-5	0-6	0-2
CONFERENCE	0-5	0-3	0-2	0-0
NON-CONFERENCE	1-8	1-2	0-4	0-2

Score by Periods

Team	1st	2nd	OT	TOT
IUPUI	316	413	0	729
Opponents	426	485	0	911

Team Box Score

No.	Player				Total		3-Point		F-Throw		Rebounds													
		GP-GS	MIN	AVG	FG-FGA	FG%	3FG-3FGA	3FG%	FT-FTA	FT%	OFF	DEF	TOT	AVG	PF	DQ	A	TO	BLK	STL	PTS	AVG		
00	MAXWELL, B.J.	13-12	412:59	31.8	53-150	.353	18-68	.265	34-42	.810	17	45	62	4.8	35	0	8	24	5	13	158	12.2		
12	SEAY, Azariah	14-4	262:22	18.7	39-99	.394	7-39	.179	15-19	.789	17	28	45	3.2	28	1	8	22	1	8	100	7.1		
4	LASTRAP, Bakari	14-1	266:21	19.0	33-81	.407	5-13	.385	14-24	.583	4	17	21	1.5	28	0	32	41	0	9	85	6.1		
1	PRUITT, KJ	10-10	270:12	27.0	19-46	.413	4-14	.286	8-13	.615	8	23	31	3.1	19	0	18	31	4	10	50	5.0		
25	STANTON III, Boston	14-14	331:58	23.7	24-89	.270	14-48	.292	8-14	.571	2	27	29	2.1	22	0	19	33	1	6	70	5.0		
5	MCCLURE, Nathan	14-12	360:24	25.7	24-59	.407	9-35	.257	5-7	.714	17	42	59	4.2	36	0	14	17	1	14	62	4.4		
2	HARVEY, Bobby	9-1	172:06	19.1	13-48	.271	10-31	.323	2-3	.667	4	19	23	2.6	18	1	7	7	1	3	38	4.2		
10	DEPERSIA, Mike	9-2	178:36	19.8	11-30	.367	6-16	.375	5-11	.455	3	15	18	2.0	15	1	23	8	0	4	33	3.7		
24	CARRASCO, Jonah	14-11	236:38	16.9	18-37	.486	0-0	.000	15-24	.625	23	25	48	3.4	34	1	3	12	11	1	51	3.6		
23	ISITUA, Chuks	14-3	208:05	14.9	19-34	.559	0-0	.000	12-19	.632	11	19	30	2.1	34	1	3	17	7	4	50	3.6		
33	PANDEV, Dimitar	13-0	100:18	7.7	12-25	.480	3-8	.375	5-9	.556	7	17	24	1.8	8	0	2	9	1	1	32	2.5		
Team											31	27	58					14						
Total		14	2800		265-698	.380	76-272	.279	123-185	.665	144	304	448	32.0	277	5	137	235	32	73	729	52.1		
Opponents		14	2800		295-701	.421	99-299	.331	222-300	.740	146	313	459	32.8	204	1	153	193	32	103	911	65.1		

Team Statistics

	IUPUI	OPP
Scoring	729	911
Points per game	52.1	65.1
Scoring margin	-13.0	-
Field goals-att	265-698	295-701
Field goal pct	.380	.421
3 point fg-att	76-272	99-299
3-point FG pct	.279	.331
3-pt FG made per game	5.4	7.1
Free throws-att	123-185	222-300
Free throw pct	.665	.740
F-Throws made per game	8.8	15.9
Rebounds	448	459
Rebounds per game	32.0	32.8
Rebounding margin	-0.8	-
Assists	137	153
Assists per game	9.8	10.9
Turnovers	235	193
Turnovers per game	16.8	13.8
Turnover margin	-3.0	-
Assist/turnover ratio	0.6	0.8
Steals	73	103
Steals per game	5.2	7.4
Blocks	32	32
Blocks per game	2.3	2.3
Winning streak	0	-
Home win streak	0	-
Attendance	4459	15600
Home games-Avg/Game	6-743	6-2600
Neutral site-Avg/Game	-	2-173

Team Results

Date	Opponent		Score	Att.
11/09/2021	at Butler	L	47-56	7134
11/11/2021	at Evansville	L	40-60	3145
11/15/2021	vs Denver	L	47-63	197
11/16/2021	vs A&M-Corpus Christi	L	59-65	148
11/17/2021	at UTSA	L	57-60	678
11/23/2021	Spalding	W	61-41	603
12/02/2021	Detroit Mercy	L	45-69	892
12/04/2021	Oakland	L	45-78	898
12/10/2021	at Tennessee St.	L	44-70	334
12/16/2021	Chicago St.	L	55-61	725
12/21/2021	Morehead St.	L	52-80	728
01/08/2022	at Wright St.	L	58-72	2967
01/10/2022	UIC	L	65-67	613
01/13/2022	at Green Bay	L	54-69	1342

2021-2022 IUPUI HORIZON LEAGUE ONLY STATISTICS

Game Records

Record	Overall	Home	Away	Neutral
ALL GAMES	0-5	0-3	0-2	0-0
CONFERENCE	0-5	0-3	0-2	0-0
NON-CONFERENCE	0-0	0-0	0-0	0-0

Score by Periods

Team	1st	2nd	OT	TOT
IUPUI	109	158	0	267
Opponents	170	185	0	355

Team Box Score

No.	Player				Total		3-Point		F-Throw		Rebounds													
		GP-GS	MIN	AVG	FG-FGA	FG%	3FG-3FGA	3FG%	FT-FTA	FT%	OFF	DEF	TOT	AVG	PF	DQ	A	TO	BLK	STL	PTS	AVG		
00	MAXWELL, B.J.	5-4	159:46	32.0	23-58	.397	7-25	.280	11-15	.733	9	18	27	5.4	12	0	5	14	0	7	64	12.8		
12	SEAY, Azariah	5-3	104:18	20.9	16-45	.356	2-15	.133	6-6	1.000	6	13	19	3.8	9	0	4	7	1	4	40	8.0		
4	LASTRAP, Bakari	5-0	100:28	20.1	11-30	.367	3-6	.500	7-10	.700	1	7	8	1.6	8	0	14	9	0	2	32	6.4		
2	HARVEY, Bobby	1-0	18:54	18.9	2-6	.333	2-3	.667	0-1	.000	0	2	2	2.0	5	1	0	3	0	0	6	6.0		
25	STANTON III, Boston	5-5	122:10	24.4	10-34	.294	6-18	.333	3-5	.600	1	7	8	1.6	10	0	4	11	0	4	29	5.8		
24	CARRASCO, Jonah	5-5	101:28	20.3	8-15	.533	0-0	.000	11-14	.786	5	10	15	3.0	14	1	3	6	3	1	27	5.4		
10	DEPERSIA, Mike	4-1	87:25	21.9	7-17	.412	3-8	.375	3-5	.600	3	6	9	2.3	6	0	14	4	0	3	20	5.0		
1	PRUITT, KJ	2-2	63:49	31.9	5-13	.385	0-3	.000	0-0	.000	4	6	10	5.0	7	0	7	6	0	2	10	5.0		
5	MCCLURE, Nathan	5-5	145:15	29.1	10-19	.526	4-9	.444	0-0	.000	6	14	20	4.0	15	0	5	10	1	9	24	4.8		
23	ISITUA, Chuks	5-0	71:59	14.4	7-13	.538	0-0	.000	1-2	.500	3	8	11	2.2	15	1	0	6	1	3	15	3.0		
33	PANDEV, Dimitar	4-0	24:28	6.1	0-7	.000	0-3	.000	0-0	.000	4	4	8	2.0	3	0	0	6	0	0	0	0.0		
Team											10	9	19				3							
Total		5	1000		99-257	.385	27-90	.300	42-58	.724	52	104	156	31.2	104	3	56	85	6	35	267	53.4		
Opponents		5	1000		115-258	.446	40-124	.323	85-109	.780	51	109	160	32.0	69	0	64	65	13	33	355	71.0		

Team Statistics

	IUPUI	OPP
Scoring	267	355
Points per game	53.4	71.0
Scoring margin	-17.6	-
Field goals-att	99-257	115-258
Field goal pct	.385	.446
3 point fg-att	27-90	40-124
3-point FG pct	.300	.323
3-pt FG made per game	5.4	8.0
Free throws-att	42-58	85-109
Free throw pct	.724	.780
F-Throws made per game	8.4	17.0
Rebounds	156	160
Rebounds per game	31.2	32.0
Rebounding margin	-0.8	-
Assists	56	64
Assists per game	11.2	12.8
Turnovers	85	65
Turnovers per game	17.0	13.0
Turnover margin	-4.0	-
Assist/turnover ratio	0.7	1.0
Steals	35	33
Steals per game	7.0	6.6
Blocks	6	13
Blocks per game	1.2	2.6
Winning streak	0	-
Home win streak	0	-
Attendance	2403	4309
Home games-Avg/Game	3-801	2-2155
Neutral site-Avg/Game	-	0-0

Team Results

Date	Opponent		Score	Att.
12/02/2021	Detroit Mercy	L	45-69	892
12/04/2021	Oakland	L	45-78	898
01/08/2022	at Wright St.	L	58-72	2967
01/10/2022	UIC	L	65-67	613
01/13/2022	at Green Bay	L	54-69	1342

2021-2022 STATISTICAL SPLITS

Wins (1 total)

No.	Player				Total		3-Point		F-Throw		Rebounds											
		GP-GS	MIN	AVG	FG-FGA	FG%	3FG-3FGA	3FG%	FT-FTA	FT%	OFF	DEF	TOT	AVG	PF	DQ	A	TO	BLK	STL	PTS	AVG
4	LASTRAP, Bakari	1-0	19:34	19.6	3-5	.600	1-1	1.000	3-4	.750	0	3	3	3.0	4	0	2	5	0	1	10	10.0
12	SEAY, Azariah	1-0	18:15	18.3	3-4	.750	1-2	.500	1-2	.500	2	4	6	6.0	2	0	0	3	0	0	8	8.0
24	CARRASCO, Jonah	1-1	18:53	18.9	4-5	.800	0-0	.000	0-1	.000	4	2	6	6.0	2	0	0	1	2	0	8	8.0
25	STANTON III, Boston	1-1	26:19	26.3	2-8	.250	2-6	.333	2-2	1.000	0	0	0	0.0	2	0	2	3	0	0	8	8.0
33	PANDEV, Dimitar	1-0	15:58	16.0	3-5	.600	1-3	.333	0-0	.000	1	3	4	4.0	0	0	2	1	0	1	7	7.0
23	ISITUA, Chuks	1-0	15:57	16.0	1-2	.500	0-0	.000	3-4	.750	1	1	2	2.0	4	0	1	3	1	0	5	5.0
5	MCCLURE, Nathan	1-1	26:50	26.8	2-6	.333	0-3	.000	1-2	.500	2	5	7	7.0	1	0	1	0	0	0	5	5.0
1	PRUITT, KJ	1-1	31:02	31.0	2-5	.400	1-2	.500	0-0	.000	0	1	1	1.0	1	0	2	0	1	2	5	5.0
2	HARVEY, Bobby	1-1	27:12	27.2	2-8	.250	1-6	.167	0-0	.000	0	3	3	3.0	2	0	2	1	0	3	5	5.0
Team											2	3	5					2				
Total		1	200		22-48	.458	7-23	.304	10-15	.667	12	25	37	37.0	18	0	12	19	4	7	61	61.0
Opponents		1	200		16-44	.364	0-7	.000	9-13	.692	6	14	20	20.0	13	0	3	19	0	8	41	41.0

Losses (13 total)

No.	Player				Total		3-Point		F-Throw		Rebounds											
		GP-GS	MIN	AVG	FG-FGA	FG%	3FG-3FGA	3FG%	FT-FTA	FT%	OFF	DEF	TOT	AVG	PF	DQ	A	TO	BLK	STL	PTS	AVG
00	MAXWELL, B.J.	13-12	412:59	31.8	53-150	.353	18-68	.265	34-42	.810	17	45	62	4.8	35	0	8	24	5	13	158	12.2
12	SEAY, Azariah	13-4	244:07	18.8	36-95	.379	6-37	.162	14-17	.824	15	24	39	3.0	26	1	8	19	1	8	92	7.1
4	LASTRAP, Bakari	13-1	246:47	19.0	30-76	.395	4-12	.333	11-20	.550	4	14	18	1.4	24	0	30	36	0	8	75	5.8
1	PRUITT, KJ	9-9	239:10	26.6	17-41	.415	3-12	.250	8-13	.615	8	22	30	3.3	18	0	16	31	3	8	45	5.0
25	STANTON III, Boston	13-13	305:39	23.5	22-81	.272	12-42	.286	6-12	.500	2	27	29	2.2	20	0	17	30	1	6	62	4.8
5	MCCLURE, Nathan	13-11	333:34	25.7	22-53	.415	9-32	.281	4-5	.800	15	37	52	4.0	35	0	13	17	1	14	57	4.4
2	HARVEY, Bobby	8-0	144:54	18.1	11-40	.275	9-25	.360	2-3	.667	4	16	20	2.5	16	1	5	6	1	0	33	4.1
10	DEPERSIA, Mike	9-2	178:36	19.8	11-30	.367	6-16	.375	5-11	.455	3	15	18	2.0	15	1	23	8	0	4	33	3.7
23	ISITUA, Chuks	13-3	192:08	14.8	18-32	.563	0-0	.000	9-15	.600	10	18	28	2.2	30	1	2	14	6	4	45	3.5
24	CARRASCO, Jonah	13-10	217:45	16.7	14-32	.438	0-0	.000	15-23	.652	19	23	42	3.2	32	1	3	11	9	1	43	3.3
33	PANDEV, Dimitar	12-0	84:20	7.0	9-20	.450	2-5	.400	5-9	.556	6	14	20	1.7	8	0	0	8	1	0	25	2.1
Team											29	24	53					12				
Total		13	2600		243-650	.374	69-249	.277	113-170	.665	132	279	411	31.6	259	5	125	216	28	66	668	51.4
Opponents		13	2600		279-657	.425	99-292	.339	213-287	.742	140	299	439	33.8	191	1	150	174	32	95	870	66.9

Home (1-5)

No.	Player				Total		3-Point		F-Throw		Rebounds													
		GP-GS	MIN	AVG	FG-FGA	FG%	3FG-3FGA	3FG%	FT-FTA	FT%	OFF	DEF	TOT	AVG	PF	DQ	A	TO	BLK	STL	PTS	AVG		
00	MAXWELL, B.J.	5-5	161:57	32.4	22-57	.386	7-24	.292	11-13	.846	9	13	22	4.4	15	0	3	14	0	6	62	12.4		
12	SEAY, Azariah	6-2	113:35	18.9	19-36	.528	4-15	.267	6-7	.857	6	12	18	3.0	14	1	4	12	1	5	48	8.0		
4	LASTRAP, Bakari	6-1	126:03	21.0	17-43	.395	3-6	.500	10-13	.769	3	10	13	2.2	13	0	15	15	0	4	47	7.8		
10	DEPERSIA, Mike	3-0	69:41	23.2	6-14	.429	2-6	.333	3-5	.600	1	4	5	1.7	5	0	9	4	0	3	17	5.7		
25	STANTON III, Boston	6-6	158:00	26.3	11-48	.229	6-27	.222	5-8	.625	2	5	7	1.2	9	0	4	14	0	3	33	5.5		
1	PRUITT, KJ	4-4	113:52	28.5	8-21	.381	1-5	.200	3-6	.500	4	9	13	3.3	9	0	11	8	1	5	20	5.0		
24	CARRASCO, Jonah	6-4	119:29	19.9	9-17	.529	0-0	.000	9-13	.692	11	12	23	3.8	12	0	1	6	6	0	27	4.5		
23	ISITUA, Chuks	6-2	92:42	15.5	9-18	.500	0-0	.000	4-8	.500	7	10	17	2.8	15	1	1	5	2	3	22	3.7		
2	HARVEY, Bobby	3-1	64:40	21.6	4-19	.211	3-13	.231	0-1	.000	0	6	6	2.0	9	1	2	5	1	3	11	3.7		
33	PANDEV, Dimitar	5-0	47:07	9.4	6-11	.545	3-6	.500	3-6	.500	5	9	14	2.8	6	0	2	5	0	1	18	3.6		
5	MCCLURE, Nathan	6-5	132:53	22.1	7-17	.412	1-8	.125	3-4	.750	7	15	22	3.7	15	0	2	11	0	3	18	3.0		
Team											14	15	29					5						
Total		6	1200		118-301	.392	30-110	.273	57-84	.679	69	120	189	31.5	122	3	54	104	11	36	323	53.8		
Opponents		6	1200		130-302	.430	46-143	.322	90-114	.789	66	125	191	31.8	88	0	65	92	16	41	396	66.0		

Road/Neutral (0-8)

No.	Player				Total		3-Point		F-Throw		Rebounds													
		GP-GS	MIN	AVG	FG-FGA	FG%	3FG-3FGA	3FG%	FT-FTA	FT%	OFF	DEF	TOT	AVG	PF	DQ	A	TO	BLK	STL	PTS	AVG		
00	MAXWELL, B.J.	8-7	251:02	31.4	31-93	.333	11-44	.250	23-29	.793	8	32	40	5.0	20	0	5	10	5	7	96	12.0		
12	SEAY, Azariah	8-2	148:47	18.6	20-63	.317	3-24	.125	9-12	.750	11	16	27	3.4	14	0	4	10	0	3	52	6.5		
5	MCCLURE, Nathan	8-7	227:31	28.4	17-42	.405	8-27	.296	2-3	.667	10	27	37	4.6	21	0	12	6	1	11	44	5.5		
1	PRUITT, KJ	6-6	156:20	26.1	11-25	.440	3-9	.333	5-7	.714	4	14	18	3.0	10	0	7	23	3	5	30	5.0		
4	LASTRAP, Bakari	8-0	140:18	17.5	16-38	.421	2-7	.286	4-11	.364	1	7	8	1.0	15	0	17	26	0	5	38	4.8		
25	STANTON III, Boston	8-8	173:58	21.7	13-41	.317	8-21	.381	3-6	.500	0	22	22	2.8	13	0	15	19	1	3	37	4.6		
2	HARVEY, Bobby	6-0	107:26	17.9	9-29	.310	7-18	.389	2-2	1.000	4	13	17	2.8	9	0	5	2	0	0	27	4.5		
23	ISITUA, Chuks	8-1	115:23	14.4	10-16	.625	0-0	.000	8-11	.727	4	9	13	1.6	19	0	2	12	5	1	28	3.5		
24	CARRASCO, Jonah	8-7	117:09	14.6	9-20	.450	0-0	.000	6-11	.545	12	13	25	3.1	22	1	2	6	5	1	24	3.0		
10	DEPERSIA, Mike	6-2	108:55	18.2	5-16	.313	4-10	.400	2-6	.333	2	11	13	2.2	10	1	14	4	0	1	16	2.7		
33	PANDEV, Dimitar	8-0	53:11	6.6	6-14	.429	0-2	.000	2-3	.667	2	8	10	1.3	2	0	0	4	1	0	14	1.8		
Team											17	12	29					9						
Total		8	1600		147-397	.370	46-162	.284	66-101	.653	75	184	259	32.4	155	2	83	131	21	37	406	50.8		
Opponents		8	1600		165-399	.414	53-156	.340	132-186	.710	80	188	268	33.5	116	1	88	101	16	62	515	64.4		

STARTING LINEUPS

Date	Opponent	Outcome	Name	Name	Name	Name	Name	First Sub (Time)
11/9	at Butler	L, 47-56	Maxwell	Pruitt	McClure	Stanton III	Carrasco	DePersia (16:59)
11/11	at Evansville	L, 40-60	Maxwell	Pruitt	McClure	Stanton III	Carrasco	DePersia (17:18)
11/15	vs. Denver	L, 47-63	Maxwell	Pruitt	McClure	Stanton III	Carrasco	Harvey (17:57)
11/16	vs. TAMUCC	L, 59-65	Maxwell	Pruitt	McClure	Stanton III	Carrasco	Isitua (18:12)
11/17	at UTSA	L, 57-60	Maxwell	Pruitt	McClure	Stanton III	Carrasco	Isitua/Seay (15:55)
11/23	Spalding	W, 61-41	Harvey	Pruitt	McClure	Stanton III	Carrasco	LaStrap/Isitua/Seay (15:18)
12/2	*Detroit Mercy	L, 45-69	Maxwell	Pruitt	McClure	Stanton III	Carrasco	DePersia/Harvey (16:28)
12/4	*Oakland	L, 45-78	Maxwell	Pruitt	McClure	Stanton III	Carrasco	DePersia/Isitua/Seay (14:14)
12/10	at Tennessee St.	L, 44-70	Maxwell	Pruitt	DePersia	Stanton III	Isitua	Carrasco/Harvey/McClure (15:53)
12/16	Chicago St.	L, 55-61	Maxwell	Pruitt	LaStrap	Stanton III	Isitua	Carrasco (17:21)
12/21	Morehead St.	L, 52-80	Maxwell	Seay	McClure	Stanton III	Isitua	LaStrap (17:05)
1/8	*at Wright St.	L, 58-72	Maxwell	Seay	McClure	Stanton III	Carrasco	LaStrap (17:27)
1/10	*UIC	L, 65-67	Maxwell	Seay	McClure	Stanton III	Carrasco	LaStrap (16:09)
1/13	*at Green Bay	L, 54-69	DePersia	Seay	McClure	Stanton III	Carrasco	Maxwell (16:36)
1/15	*at Milwaukee							
1/18	at Ohio State							
1/20	*Wright St.							
1/22	*Northern Ky.							
1/27	*at Oakland							
1/29	*at Detroit Mercy							
2/3	*Youngstown St.							
2/5	*Robert Morris							
2/10	*at Purdue FW							
2/12	*at Cleveland St.							
2/14	*at UIC							
2/17	*at Robert Morris							
2/19	*at Youngstown St.							
2/24	*Milwaukee							
2/26	*Green Bay							
3/1	HL - 1st Round							
3/3	HL - Quarterfinals							
3/7	HL - Semifinals							
3/8	HL - Championship							

IUPUI TEAM HIGHS

POINTS.....	65	UIC.....	Jan. 10
FG MADE.....	26	UIC.....	Jan. 10
FG ATT.....	56	at Wright State.....	Jan. 8
FG PCT.....	52.0%	UIC.....	Jan. 10
3FG MADE.....	9	vs. Denver.....	Nov. 15
3FG ATT.....	27	vs. Denver.....	Nov. 15
3FG PCT.....	41.2%	at Wright State.....	Jan. 8
FT MADE.....	16	vs. TAMUCC.....	Nov. 16
FT ATT.....	23	vs. TAMUCC.....	Nov. 16
FT PCT.....	80.0%	UIC.....	Jan. 10
OFF. REB.....	13	vs. Morehead State.....	Dec. 21
DEF. REB.....	31	vs. TAMUCC.....	Nov. 16
REB.....	41	vs. TAMUCC.....	Nov. 16
REB MARGIN.....	+17	Spalding.....	Nov. 23
AST.....	15	at Green Bay.....	Jan. 13
STL.....	11	at Wright State.....	Jan. 8
BLK.....	6	at UTSA.....	Nov. 17
TO.....	25	vs. TAMUCC.....	Nov. 16
TO MARGIN.....	+13	Chicago State.....	Dec. 16
FOULS.....	26	Oakland.....	Dec. 4

OPPONENT TEAM HIGHS

POINTS.....	80	Morehead State.....	Dec. 21
FG MADE.....	26	at Wright State.....	Jan. 8
FG ATT.....	63	at UTSA.....	Nov. 17
FG PCT.....	49.0%	(3x) last vs. UIC.....	Jan. 10
3FG MADE.....	11	Morehead State.....	Dec. 21
3FG ATT.....	30	Chicago State.....	Dec. 16
3FG PCT.....	50.0%	vs. Denver.....	Nov. 15
FT MADE.....	28	Oakland.....	Dec. 4
FT ATT.....	35	vs. TAMUCC.....	Nov. 16
FT PCT.....	87.5%	Oakland.....	Dec. 4
OFF. REB.....	19	at UTSA.....	Nov. 17
DEF. REB.....	30	at Evansville.....	Nov. 11
REB.....	47	Chicago State.....	Dec. 16
REB MARGIN.....	+20	Chicago State.....	Dec. 16
AST.....	15	at Green Bay.....	Jan. 13
STL.....	12	(2x) last vs. TAMUCC.....	Nov. 16
BLK.....	6	Chicago State.....	Dec. 16
TO.....	24	Chicago State.....	Dec. 16
TO MARGIN.....	+15	Oakland.....	Dec. 4
FOULS.....	24	vs. TAMUCC.....	Nov. 16

IUPUI PLAYER GAME HIGHS

POINTS.....	20	Maxwell vs. Chicago St. (12/16)
FG MADE.....	8	(2x) Seay vs. Morehead St. (12/21)
FG ATT.....	18	(2x) Seay at Green Bay (1/13)
FG PCT.....	70.0%	LaStrap vs. UIC (1/10)
(min. 5 made)		
3FG MADE.....	3	(5x) Maxwell at Green Bay (1/13)
3FG ATT.....	7	(5x) Maxwell at Green Bay (1/13)
3FG PCT.....	100%	Pandev vs. Morehead St. (12/21)
(min. 2 made)		
FT MADE.....	6	Maxwell vs. TAMUCC (11/16)
FT ATT.....	6	(6x) LaStrap at Wright St. (1/8)
FT PCT.....	100%	Maxwell vs. TAMUCC (11/16)
(min. 3 made)		
REB.....	10	Maxwell at UTSA (11/17)
AST.....	5	(2x) DePersia at Green Bay (1/13)
STL.....	6	McClure at Wright St. (1/8)
BLK.....	2	(9x) Carrasco at Green Bay (1/13)
TO.....	6	Maxwell vs. Detroit Mercy (12/2)

IUPUI TEAM LOWS

POINTS.....	40	at Evansville.....	Nov. 11
FG MADE.....	16	(3x) last vs. Detroit Mercy.....	Dec. 2
FG ATT.....	47	(2x) last at UTSA.....	Nov. 17
FG PCT.....	30.8%	vs. Denver.....	Nov. 15
3FG MADE.....	2	Oakland.....	Dec. 4
3FG ATT.....	14	at Evansville.....	Nov. 11
3FG PCT.....	12.5%	Oakland.....	Dec. 4
FT MADE.....	4	at UTSA.....	Nov. 17
FT ATT.....	8	at UTSA.....	Nov. 17
FT PCT.....	50.0%	(2x) last at UTSA.....	Nov. 17
OFF. REB.....	6	(2x) last at Evansville.....	Nov. 11
DEF. REB.....	15	Morehead State.....	Dec. 21
REB.....	26	(2x) last at Evansville.....	Nov. 11
REB MARGIN.....	-20	Chicago State.....	Dec. 16
AST.....	5	Morehead State.....	Dec. 21
STL.....	1	Morehead State.....	Dec. 21
BLK.....	0	(2x) last at Wright State.....	Jan. 8
TO.....	9	at Butler.....	Nov. 9
TO MARGIN.....	-15	Oakland.....	Dec. 4
FOULS.....	12	at Tennessee State.....	Dec. 10

OPPONENT TEAM LOWS

POINTS.....	41	Spalding.....	Nov. 23
FG MADE.....	15	at Butler.....	Nov. 9
FG ATT.....	38	at Evansville.....	Nov. 11
FG PCT.....	33.3%	at UTSA.....	Nov. 17
3FG MADE.....	0	Spalding.....	Nov. 23
3FG ATT.....	7	Spalding.....	Nov. 23
3FG PCT.....	00.0%	Spalding.....	Nov. 23
FT MADE.....	9	Spalding.....	Nov. 23
FT ATT.....	13	(2x) last vs. UIC.....	Jan. 10
FT PCT.....	54.2%	vs. Denver.....	Nov. 15
OFF. REB.....	3	at Evansville.....	Nov. 11
DEF. REB.....	14	(2x) last vs. Spalding.....	Nov. 23
REB.....	20	Spalding.....	Nov. 23
REB MARGIN.....	-17	Spalding.....	Nov. 23
AST.....	3	Spalding.....	Nov. 23
STL.....	3	(3x) last at Green Bay.....	Jan. 13
BLK.....	0	(2) last vs. TAMUCC.....	Nov. 16
TO.....	8	Oakland.....	Dec. 4
TO MARGIN.....	-13	Chicago State.....	Dec. 16
FOULS.....	10	at Evansville.....	Nov. 11

OPPOSING PLAYER GAME HIGHS

POINTS.....	22	K.J. Hunt vs. Denver (11/15)
FG MADE.....	9	K.J. Hunt vs. Denver (11/15)
FG ATT.....	17	Dhieu Deing at UTSA (11/17)
FG PCT.....	80.0%	Dedric Boyd at Tenn. St. (12/10)
(min. 5 made)		
3FG MADE.....	5	Antoine Davis vs. UDM (12/2)
3FG ATT.....	12	Antoine Davis vs. UDM (12/2)
3FG PCT.....	100%	Michael Henn vs. Denver (11/15)
(min. 2 made)		
FT MADE.....	10	(2x) Jalen Moore vs. Oakland (12/4)
FT ATT.....	13	Chuck Harris vs. Butler (11/9)
FT PCT.....	100%	Jalen Moore vs. Oakland (12/4)
(min. 3 made)		
REB.....	14	Cedrick Alley Jr. vs. UTSA (11/17)
AST.....	10	Antoine Davis vs. UDM (12/2)
STL.....	4	(3x) Christian Brown at TSU (12/10)
BLK.....	4	Teddy BayiBa Mendeng vs. Chi St. (12/16)
TO.....	8	Jahsean Corbett vs. Chicago St. (12/16)



IUPUI Hall of Famer **Matt Crenshaw** was named the tenth head coach of the Jaguars' men's basketball program in April 2021. Crenshaw, the program's all-time leader in assists and longtime assistant coach, was selected following a national search, facilitated by an IUPUI campus-wide search committee and assisted by Parker Executive Search. He brings 15 years of collegiate coaching experience to the Jaguar program.

Before his return to IUPUI, Crenshaw spent three seasons as an assistant at Ball State, serving as the Cardinals' co-defensive coordinator. In addition, he was instrumental in BSU's guard development, recruiting efforts and advance scouting. Under his tutelage, Ball State boasted All-Mid-American Conference performers Tayler Persons, Ishmael El-Amin, K.J. Walton and 2019-20 MAC Freshman of the Year Jarron Coleman. In addition, Ball State had the MAC's best scoring defense during the 2019-2020 season and captured a West Division championship before the season was halted due to COVID-19.

Crenshaw previously spent 12 seasons on the IUPUI bench, including his final seven years as the program's associate head coach. He was on the IUPUI coaching staff when the Jaguars notched a 26-7 mark in 2007-2008, led by the program's first NBA Draft pick, George Hill. While at IUPUI, he coached 15 all-league performers, two all-district honorees, three Mid-Major All-Americans and one CoSIDA Academic All-American.

His time on the IUPUI sidelines spanned the tenures of three head coaches, starting with his college coach Ron Hunter. Crenshaw was instrumental in a pair of firsts - leading the Jaguars to their first NCAA Tournament as a player and helping the program to its first postseason victory as a coach.

That victory came in the 2010 College Basketball Invitational as part of a 25-win season in which IUPUI fell one win shy of tying the program's single-season record for victories. That season also included one of the Jaguars' two trips to the Summit League championship game during Crenshaw's time on the bench.

In May of 2013, Crenshaw was selected from a competitive field of talented assistant coaches and invited to participate in the NCAA's A.C.E (Achieving Coaching Excellence) Program. The professional development seminar provided an opportunity to focus on training and education in the areas of leadership, communication, campus relations, media, community involvement and program management. He was able to implement much of the training as he has excelled in academic oversight and been active on campus, both at IUPUI and Ball State. He's also helped spearhead community service initiatives in both Indianapolis and Muncie.

As a player, Crenshaw gained national acclaim in March 2003 when his last second jumper sent IUPUI to a thrilling win over Valparaiso in the Mid-Continent Conference championship game and the program's first-ever NCAA Tournament berth.

The Charlottesville, Va.-native capped his collegiate career with an outstanding senior season, earning Mid-Con Defensive Player of the Year honors and Honorable Mention All Mid-Con honors. The 6-foot-2 guard averaged 11.7 points, 5.6 assists



THE CRENSHAW FILE

Alma Mater:	IUPUI, '04
Seasons with IUPUI:	13th season overall; 1st as HC
Career Record:	1-13 (1st season)
IUPUI Record:	1-13 (1st season)
Coaching Experience:	2006-10, Asst. Coach, IUPUI 2010-18, Associate Head Coach, IUPUI 2018-21, Assistant Coach, Ball State 2021-present, Head Coach, IUPUI

and 4.4 rebounds per game as IUPUI went 21-11 overall. He shot 57.3 percent from the floor from his guard spot, while playing 36.3 minutes per game. He was a Preseason All Mid-Con selection prior to his senior season.

He finished his career ranked sixth in school history with 157 steals and led the Mid-Con as a junior and senior in assist-to-turnover ratio. He played in 123 career games, making 98 starts during his four years, totaling 923 points and 422 rebounds to accompany his school record 510 assists. He later had his No. 21 jersey retired by the program, becoming just the third former player to have his number retired to the IUPUI rafters.

After graduating from IUPUI in 2004, Crenshaw spent two years playing professionally both in the U.S. and overseas. He has played professionally in the ABA, Slovakia and Poland. While in Slovakia, he helped his squad to the Slovakian National Championship, while earning Playoff MVP honors. He was pegged by Eurobasket.com as the All-Slovakian League Import Player of the Year and First Team All-League before turning his attention to the coaching ranks.

ALL-TIME RESULTS

Milwaukee (6-11)

H: 4-3, A: 2-8, N: 0-0

D1 era: 5-9, OT: 1-2

12-22-1986	H	72-66	W
12-21-1987	A	75-90	L
2-7-1990	A	88-106	L
11-18-2011	A	49-62	L
2-23-2013	H	88-95!!	L
11-19-2014	A	70-68	W
1-10-2018	H	72-71	W
2-16-2018	A	76-71!	W
1-19-2019	A	57-64	L
2-22-2019	H	67-60	W
1-3-2020	A	74-78	L
2-8-2020	H	79-80!	L
1-8-2021	A	70-94	L
1-9-2021	A	63-71	L
1-29-2021	H	73-68	W
1-30-2021	H	76-83	L
2-25-2021	A	72-84	L

THE LAST MEETING - GREEN BAY 79, IUPUI 72 (FEB. 6, 2021 - GREEN BAY, WISC.)

JAGUARS UNABLE TO RALLY ON THE ROAD IN #HLMBB TOURNEY OPENER MILWAUKEE, Wisc. - Senior Elyjah

Goss recorded a major double-double of 20 points and 17 rebounds and Jaylen Minnett tallied a game-high 23 points but IUPUI fell in the opening round of the 2021 Horizon League Tournament to Milwaukee on Thursday night (Feb. 25), 84-72.

Te'Jon Lucas led four Milwaukee players in double-digits with 22 points and DeAndre Gholston contributed 20 in the victory. Amir Allen had a double-double of his own with 13 points and 10 boards and Josh Thomas also netted 13 points.

IUPUI (8-10) committed too many fouls (28) and too many turnovers (16) to secure a victory on the road and advance to Tuesday's quarterfinals round. Host Milwaukee outscored IUPUI 24-15 at the foul line and held IUPUI to just 44 percent shooting while making 47 percent at the opposite end.

Minnett and Marcus Burk were harassed into a combined 10-of-31 shooting effort.

Milwaukee (9-11) stole momentum with a quick 7-0 burst late in the first half when Gholston hit a three and then the Panthers scored back-to-back transition buckets to turn a three-point lead into a 42-32 lead in roughly 30 seconds. The Panthers led 47-34 at the break and quickly pushed the lead out to 17 in the early stages of the second half.

As expected, IUPUI methodically

chipped away, largely behind the interior presence of Goss. Burk made back-to-back jumpers to make it a two-possession game with 6:30 to play and Bobby Harvey cut Milwaukee's lead back to five with 5:15 left.

However, the Jaguars were unable to get needed defensive stops down the stretch to get any closer. Milwaukee got points on nine of its final 10 possessions of the game as part of a 16-2 run that blew the game open late. Minnett hit two threes in the final minute to cut into the final margin.

Minnett, the program's all-time leader in threes made, moved past 1,400 points in his IUPUI career in the season finale and added three more triples to his career total. He scored 15 of his game-high 23 points before halftime and also had five rebounds. Goss continued his torrid play of late, recording his tenth double-double of the campaign moving his rebound total to 880 all-time. It marked his fourth career game of 20 points or more, three of which have come in his final five outings.

Burk closed with 12 points and ends his collegiate career with 1,848 points between Campbell and IUPUI. Harvey finished with eight points off the Jaguars' bench and Mike DePersia finished with five.

IUPUI 72 • 8-10, 7-9 Horizon

#	Player		Total		3-Ptr		Rebounds			PF	TP	A	TO	Blk	Stl	Min	
			FG	FGA	FG	FGA	FT	FTA	Off								Def
32	GOSS, Elyjah	f	9-14		0-0	2-6	4	13	17	2	20	2	2	2	0	38	
00	MINNETT, Jaylen	g	6-17		3-9	8-9	0	5	5	2	23	2	4	0	1	33	
05	McCLURE, Nathan	g	0-1		0-1	0-0	2	0	2	4	0	1	1	0	0	16	
10	DePERSIA, Mike	g	2-3		1-2	0-0	0	1	1	3	5	1	1	0	2	17	
14	BURK, Marcus	g	4-14		1-6	3-4	0	2	2	3	12	3	8	0	1	34	
02	HARVEY, Bobby		3-4		2-3	0-0	0	2	2	3	8	2	0	0	0	24	
04	LaSTRAP, Bakari		1-4		0-1	2-2	2	1	3	4	4	2	0	0	1	23	
12	SEAY, Azariah		0-0		0-0	0-0	0	1	1	5	0	0	0	0	0	13	
24	CARRASCO, Jonah		0-0		0-0	0-0	0	0	0	2	0	0	0	0	0	2	
	Team							0	0	0							
Totals			25-57		7-22	15-21		8	25	33	28	72	13	16	2	5	200
FG % 1st Half: 10-23 43.5%			2nd half: 15-34 44.1%		Game: 25-57 43.9%			Deadball									
3FG % 1st Half: 2-8 25.0%			2nd half: 5-14 35.7%		Game: 7-22 31.8%			Rebounds									
FT % 1st Half: 12-16 75.0%			2nd half: 3-5 60.0%		Game: 15-21 71.4%			2									

Milwaukee 84 • 9-11, 7-10 Horizo

#	Player	Total		3-Ptr		Rebounds			PF	TP	A	TO	Blk	Stl	Min					
		FG	FGA	FG	FGA	FT	FTA	Off Def Tot												
12	Amir Allen	f	4-6	0-0	5-8	7	3	10	2	13	1	0	1	0	30					
13	Courtney Brown Jr.	f	2-3	0-1	2-3	1	4	5	3	6	1	0	0	0	24					
03	Te'Jon Lucas	g	6-10	3-6	7-9	1	4	5	3	22	5	4	0	1	30					
04	DeAndre Gholston	g	6-18	3-7	5-5	0	3	3	0	20	0	4	0	3	36					
24	Josh Thomas	g	6-9	0-1	1-2	0	4	4	4	13	2	1	0	0	26					
00	Donovan Newby		1-3	0-1	4-6	0	2	2	1	6	2	0	0	2	26					
01	Devon Hancock		0-0	0-0	0-0	0	1	1	0	0	0	0	0	0	2					
10	Kaleim Taylor		0-0	0-0	0-0	0	0	0	0	0	0	0	0	0	0+					
14	Tyler Ellingson		0-0	0-0	0-0	0	0	0	0	0	0	0	0	0	0+					
21	Tafari Simms		2-7	0-3	0-0	0	4	4	1	4	0	2	0	1	12					
22	Nick Pappas		0-0	0-0	0-0	0	0	0	0	0	0	0	0	0	0+					
25	Grant Coleman		0-1	0-1	0-0	1	3	4	1	0	1	1	0	0	14					
	Team																			
	Totals		27-57		6-20		24-33		10	28	38	15	84	12	12	1	7	200		
FG % 1st Half: 16-35 45.7%																2nd half: 11-22 50.0%		Game: 27-57 47.4%		Deadball Rebounds 4
3FG % 1st Half: 4-12 33.3%																2nd half: 2-8 25.0%		Game: 6-20 30.0%		
FT % 1st Half: 11-14 78.6%																2nd half: 13-19 68.4%		Game: 24-33 72.7%		

Officials: Tariq Lucas, Brian Shore, Steve Honacki

Technical fouls: IUPUI-None, Milwaukee-None.

Attendance:

#HLMBB Tournament - First Round

Score by periods	1st	2nd	Total
IUPUI	34	38	72
Milwaukee	47	37	84

Last FG - IUPUI 2nd-00:36, MKE 2nd-00:57.
Largest lead - IUPUI by 3 1st-08:12, MKE by 17 2nd-17:20.
IUPUI led for 03:22, MKE led for 35:33. Game was tied for 01:05.

Points	In Paint	Off T/O	2nd Chance	Fast Break	Bench
IUPUI	34	17	9	10	12
MKE	34	8	9	17	10

Score tied - 2 times.
Lead changed - 4 times.

PLAYER BIOS




B.J. MAXWELL

#00

Grad Student | Guard
6-5 | 200
Austin, Texas
LBJ (St. Edward's Univ.)

Birthdate: June 3, 1997 (age 24)
Major: Public Relations MA



KJ PRUITT

#1

Freshman | Guard
6-4 | 203
Lewisville, Texas
Sunrise Christian Academy

Birthdate: Sept. 8, 2000 (age 21)
Major: Sports Management

CAREER/SEASON HIGHS

CAREER HIGH	CATEGORY	SEASON HIGH
20 vs. Chicago State (12/16/2021)	PTS	20 vs. Chicago State (12/16/2021)
10 at UTSA (11/17/2021)	REB	10 at UTSA (11/17/2021)
5 vs. Northwestern State (1/19/19)	AST	2 - twice
8 vs. Oakland (12/4/2021)	FG	8 vs. Oakland (12/4/2021)
18 vs. Oakland (12/4/2021)	FGA	18 vs. Oakland (12/4/2021)
4 vs. Elon (11/22/18)	3FG	3 - 3x
7 - 5x	3FGA	7 - 4x
6 - twice	FT	6 vs. TAMUCC (11/16/2021)
6 - 3x	FTA	6 - twice
3 - 3x	STL	2 - 3x
2 - 6x	BLK	2 - twice
38 - twice	MIN	38 vs. Oakland (12/4/2021)

GAME-BY-GAME

Opponent	MIN	FG	3FG	FT	O-D-T	PF	A	TO	B	S	PTS
Anderson	21	6-9	1-3	0-0	0-1-1	3	0	0	0	0	13
at Butler*	27	4-11	2-7	4-6	0-6-6	2	0	0	2	1	14
at Evansville*	31	3-13	0-2	2-3	2-2-4	4	0	1	1	1	8
vs. Denver*	24	4-12	3-7	3-3	1-2-3	2	0	2	0	0	14
vs. TAMUCC*	36	4-12	0-5	6-6	1-4-5	3	0	4	0	1	14
at UTSA*	35	5-15	2-7	1-2	2-8-10	2	2	0	2	0	13
Spalding	did not play										
Detroit Mercy*	29	4-9	1-3	1-2	2-2-4	1	1	6	0	1	10
Oakland*	38	8-18	0-5	3-4	4-5-9	4	0	5	0	2	19
at Tenn. St.*	36	3-11	0-5	2-2	0-2-2	2	0	2	0	1	8
Chicagao St.*	33	6-11	3-4	5-5	2-2-4	4	1	0	0	2	20
Morehead St.*	31	1-7	1-6	0-0	0-1-1	4	0	1	0	0	3
at Wright St.*	30	2-8	1-4	2-3	2-5-7	3	2	1	0	1	7
UIC*	31	3-12	2-6	2-2	1-3-4	2	1	2	0	1	10
at Green Bay	33	6-11	3-7	3-4	0-3-3	2	1	0	0	2	18
at Milwaukee											
at Ohio State											
Wright St.											
Northern Ky.											
at Oakland											
at Detroit Mercy											
Y'town St.											
Robert Morris											
at Purdue FW											
at Cleveland St.											
at UIC											
at Robert Morris											
at Y'town St.											
Milwaukee											
Green Bay											
HL - 1st Rd.											
HL - 2nd Rd.											
HL Semis											
HL Finals											

* denotes starter

CAREER/SEASON HIGHS

CAREER HIGH	CATEGORY	SEASON HIGH
10 at Tennessee State (12/10/2021)	PTS	10 at Tennessee State (12/10/2021)
7 vs. TAMUCC (11/16/2021)	REB	7 vs. TAMUCC (11/16/2021)
4 - twice	AST	4 - twice
4 at Tennessee State (12/10/2021)	FG	4 at Tennessee State (12/10/2021)
8 - twice	FGA	8 - twice
1 - 4x	3FG	1 - 4x
3 at UTSA (11/17/2021)	3FGA	3 at UTSA (11/17/2021)
3 vs. Chicago State (12/16/2021)	FT	3 vs. Chicago State (12/16/2021)
6 vs. Chicago State (12/16/2021)	FTA	6 vs. Chicago State (12/16/2021)
2 - 3x	STL	2 - 3x
2 at UTSA (11/17/2021)	BLK	2 at UTSA (11/17/2021)
33 vs. Oakland (12/4/2021)	MIN	33 vs. Oakland (12/4/2021)

GAME-BY-GAME

Opponent	MIN	FG	3FG	FT	O-D-T	PF	A	TO	B	S	PTS
Anderson	19	3-7	0-1	3-4	0-0-0	2	0	0	0	2	9
at Butler*	22	2-5	0-2	0-0	0-2-2	1	0	2	0	0	4
at Evansville*	26	1-2	0-0	2-4	0-0-0	1	0	3	0	1	4
vs. Denver*	19	1-3	0-1	0-0	0-1-1	3	1	5	0	0	2
vs. TAMUCC*	28	1-2	1-1	2-2	1-6-7	4	4	5	0	1	5
at UTSA*	30	2-5	1-3	0-0	0-3-3	1	1	3	2	1	5
Spalding*	31	2-5	1-2	0-0	0-1-1	1	2	0	1	2	5
Detroit Mercy*	31	3-8	0-2	0-0	2-2-4	3	3	1	0	2	6
Oakland*	33	2-5	0-1	0-0	2-4-6	4	4	5	0	0	4
at Tenn. St.*	32	4-8	1-2	1-1	3-2-5	0	1	5	1	2	10
Chicagao St.*	19	1-3	0-0	3-6	0-2-2	1	2	2	0	1	5
Morehead St.	did not play										
at Wright St.	did not play										
UIC	did not play										
at Green Bay	did not play										
at Milwaukee											
at Ohio State											
Wright St.											
Northern Ky.											
at Oakland											
at Detroit Mercy											
Y'town St.											
Robert Morris											
at Purdue FW											
at Cleveland St.											
at UIC											
at Robert Morris											
at Y'town St.											
Milwaukee											
Green Bay											
HL - 1st Rd.											
HL - 2nd Rd.											
HL Semis											
HL Finals											

* denotes starter

CAREER STATS

Season	GP-GS	MIN-Avg	FG	Pct.	3FG	Pct.	FT	Pct.
2015-16*	Did not play - redshirted							
2016-17*	17-0	179-10.5	23-47	.489	11-24	.458	1-1	1.000
2017-18*	31-2	308-9.9	43-92	.467	11-31	.355	9-16	.563
2018-19*	24-19	642-26.8	79-161	.491	34-84	.405	29-34	.853
2019-20**	2-2	27-13.5	1-10	.100	0-5	.000	0-0	.000
2020-21***	20-20	581-29.1	144-303	.475	40-109	.367	43-54	.796
2021-22	13-12	413-31.8	53-150	.353	18-68	.265	34-42	.810
TOTALS	13-12	413-31.8	53-150	.353	18-68	.265	34-42	.810

REBOUNDS

Season	O-D-REB-AVG.	PF-DQ	AST	TO	BLK	STL	PTS-PPG
2015-16*	Did not play - redshirted						
2016-17*	13-19-32-1.9	30-1	10	12	3	5	58-3.4
2017-18*	27-42-69-2.2	52-0	20	15	11	8	106-3.4
2018-19*	37-76-113-4.7	64-3	40	20	9	26	221-9.2
2019-20**	0-0-0-0.0	3-0	1	2	0	2	2-1.0
2020-21***	25-80-105-5.3	61-2	46	41	11	25	371-18.6
2021-22	17-45-62-4.8	35-0	8	24	5	13	158-12.2
TOTALS	17-42-59-4.9	33-0	7	24	5	11	140-11.7

* at Abilene Christian; ** at Detroit Mercy; *** at Saint Edward's University State / TOTALS only reflect IUPUI totals

CAREER STATS

Season	GP-GS	MIN-Avg	FG	Pct.	3FG	Pct.	FT	Pct.
2021-22	10-10	270-27.0	19-46	.413	4-14	.286	8-13	.615
TOTALS	10-10	270-27.0	19-46	.413	4-14	.286	8-13	.615

REBOUNDS

Season	O-D-REB-AVG.	PF-DQ	AST	TO	BLK	STL	PTS-PPG
2021-22	8-23-31-3.1	19-0	18	31	4	10	50-5.0
TOTALS	8-23-31-3.1	19-0	18	31	4	10	50-5.0

PLAYER BIOS



BOBBY HARVEY

#2

Senior | Guard
6-3 | 200
Chicago, Ill.
Hillcrest (Wabash Valley J.C.)

Birthdate: Nov. 20, 1999 (age 22)
Major: General Studies



BAKARI LaSTRAP

#4

Sophomore | Guard
6-0 | 170
Houston, Texas
The Woodlands Christian Academy

Birthdate: July 10, 2001 (age 20)
Major: Business

CAREER/SEASON HIGHS

CAREER HIGH	CATEGORY	SEASON HIGH
18 at Milwaukee (1/8/21)	PTS	13 vs. Denver (11/15/2021)
6 vs. Denver (11/15/2021)	REB	6 vs. Denver (11/15/2021)
2- 3x	AST	2 - twice
6 at Milwaukee (1/8/21)	FG	4 vs. Denver (11/15/2021)
13 at Milwaukee (1/8/21)	FGA	8 - twice
3 vs. Denver (11/15/2021)	3FG	3 vs. Denver (11/15/2021)
7 at Milwaukee (1/8/21)	3FGA	6 vs. Spalding (11/23/2021)
4 at Milwaukee (1/8/21)	FT	2 vs. Denver (11/15/2021)
6 at Milwaukee (1/8/21)	FTA	2 vs. Denver (11/15/2021)
3 vs. Spalding (11/23/2021)	STL	3 vs. Spalding (11/23/2021)
1- 3x	BLK	1 vs. Chicago State (12/16/2021)
31 vs. Wright State (1/23/21)	MIN	28 vs. Spalding (11/23/2021)

GAME-BY-GAME

Opponent	MIN	FG	3FG	FT	O-D-T	PF	A	TO	B	S	PTS
Anderson*	21	0-3	0-2	2-2	0-2-2	3	1	0	0	0	2
at Butler	17	0-5	0-3	0-0	0-1-1	3	2	0	0	0	0
at Evansville	19	1-2	1-2	0-0	1-2-3	1	1	1	0	0	3
vs. Denver	27	4-8	3-5	2-2	0-6-6	1	1	0	0	0	13
vs. TAMUCC	21	1-6	1-4	0-0	2-0-2	2	0	1	0	0	3
at UTSA	21	3-5	2-3	0-0	0-4-4	2	1	0	0	0	8
Spalding*	28	2-8	1-6	0-0	0-3-3	2	2	1	0	3	5
Detroit Mercy	19	2-6	2-3	0-1	0-2-2	5	0	3	0	0	6
Oakland	did not play										
at Tenn. St.	2	0-3	0-1	0-0	1-0-1	0	0	0	0	0	0
Chicgao St.	19	0-5	0-4	0-0	0-1-1	2	0	1	1	0	0
Morehead St.	did not play										
at Wright St.	did not play										
UIC	did not play										
at Green Bay	did not play										
at Milwaukee											
at Ohio State											
Wright St.											
Northern Ky.											
at Oakland											
at Detroit Mercy											
Y'town St.											
Robert Morris											
at Purdue FW											
at Cleveland St.											
at UIC											
at Robert Morris											
at Y'town St.											
Milwaukee											
Green Bay											
HL - 1st Rd.											
HL - 2nd Rd.											
HL Semis											
HL Finals											

* denotes starter

CAREER STATS

Season	GP-GS	MIN-Avg	FG	Pct.	3FG	Pct.	FT	Pct.
2020-21	14-4	255-18.2	27-71	.380	16-44	.364	8-15	.533
2021-22	9-1	174-19.3	13-48	.271	10-31	.323	2-3	.667
TOTALS	23-5	429-18.7	40-119	.336	26-75	.347	10-18	.556

REBOUNDS

Season	O-D-REB-AVG.	PF-DQ	AST	TO	BLK	STL	PTS-PPG
2020-21	5-30-35-2.5	26-0	5	14	2	3	78-5.6
2021-22	4-19-23-2.6	18-1	7	7	1	3	38-4.2
TOTALS	9-49-58-2.5	44-1	12	21	3	6	116-5.0

CAREER/SEASON HIGHS

CAREER HIGH	CATEGORY	SEASON HIGH
16 vs. UIC (1/10/22)	PTS	16 vs. UIC (1/10/22)
5 - twice	REB	4 vs. Morehead State (12/21/21)
6 vs. Cleveland State (1/1/21)	AST	5 at Wright State (1/8/22)
7 vs. UIC (1/10/22)	FG	7 vs. UIC (1/10/22)
11 vs. Morehead State (12/21/21)	FGA	11 vs. Morehead State (12/21/21)
1 - 8x	3FG	1 - 5x
3 - twice	3FGA	3 vs. Oakland (12/4/2021)
4 at Wright State (1/8/22)	FT	4 at Wright State (1/8/22)
6 - twice	FTA	6 at Wright State (1/8/22)
3 - 3x	STL	2 - twice
---	BLK	---
36 at Youngstown State (2/20/21)	MIN	35 - twice

GAME-BY-GAME

Opponent	MIN	FG	3FG	FT	O-D-T	PF	A	TO	B	S	PTS
Anderson*	17	2-7	0-1	0-0	0-1-1	1	4	1	0	1	4
at Butler	17	4-7	0-1	0-0	0-1-1	4	1	1	0	2	8
at Evansville	13	3-7	0-0	0-0	0-2-2	0	1	3	0	1	6
vs. Denver	20	0-5	0-2	0-0	1-1-2	4	4	6	0	1	0
vs. TAMUCC	4	0-1	0-1	0-2	0-0-0	2	0	5	0	0	0
at UTSA	19	3-4	0-0	0-2	0-1-1	1	4	3	0	1	6
Spalding	19	3-5	1-1	3-4	0-3-3	4	2	5	0	1	10
Detroit Mercy	13	0-4	0-0	2-2	0-1-1	0	4	0	0	0	2
Oakland	13	1-5	1-3	0-0	0-2-2	2	1	2	0	0	3
at Tenn. St.	16	3-3	1-1	0-1	0-0-0	1	1	3	0	0	7
Chicgao St.*	21	1-8	0-1	3-4	0-0-0	1	2	1	0	1	5
Morehead St.	35	5-11	0-0	1-1	2-2-4	3	3	5	0	0	11
at Wright St.	35	3-10	1-2	4-6	0-1-1	1	5	1	0	0	11
UIC	25	7-10	1-1	1-2	1-2-3	3	3	2	0	2	16
at Green Bay	14	0-1	0-0	0-0	0-1-1	2	1	4	0	0	0
at Milwaukee											
at Ohio State											
Wright St.											
Northern Ky.											
at Oakland											
at Detroit Mercy											
Y'town St.											
Robert Morris											
at Purdue FW											
at Cleveland St.											
at UIC											
at Robert Morris											
at Y'town St.											
Milwaukee											
Green Bay											
HL - 1st Rd.											
HL - 2nd Rd.											
HL Semis											
HL Finals											

* denotes starter


CAREER STATS

Season	GP-GS	MIN-Avg	FG	Pct.	3FG	Pct.	FT	Pct.
2020-21	18-1	235-13.1	16-56	.286	3-13	.231	16-25	.640
2021-22	14-1	265-18.9	33-81	.407	5-13	.385	14-24	.583
TOTALS	32-2	500-15.6	49-137	.358	8-26	.308	30-49	.612

REBOUNDS

Season	O-D-REB-AVG.	PF-DQ	AST	TO	BLK	STL	PTS-PPG
2020-21	8-17-25-1.4	27-0	24	22	0	13	51-2.8
2021-22	4-17-21-1.5	28-0	32	41	0	9	85-6.1
TOTALS	12-34-46-1.4	55-0	56	63	0	22	136-4.3

PLAYER BIOS



NATHANMcCLURE

#5

Junior | Guard
6-4 | 175
Houston, Texas
Concordia Lutheran (State Fair C.C.)

Birthdate: Feb. 18, 2000 (age 21)
Major: General Studies



MIKEDePERSIA

#10

Junior | Guard
5-11 | 175
Cherry Hill, N.J.
Haddonfield Memorial

Birthdate: Apr. 30, 2000 (age 21)
Major: Finance

CAREER/SEASON HIGHS

CAREER HIGH	CATEGORY	SEASON HIGH
16 at Youngstown St. (2/20/21)	PTS	10 vs. TAMUCC (11/16/2021)
7 - twice	REB	7 - twice
4 at Tennessee State (12/10/2021)	AST	4 at Tennessee State (12/10/2021)
4 - twice	FG	4 vs. UIC (1/10/22)
7 - 5x	FGA	7 - 3x
3 at Green Bay (2/5/21)	3FG	2 - twice
6 vs. TAMUCC (11/16/2021)	3FGA	6 vs. TAMUCC (11/16/2021)
8 at Youngstown State (2/20/21)	FT	2 - twice
8 at Youngstown State (2/20/21)	FTA	2 - 3x
6 at Wright State (1/8/22)	STL	6 at Wright State (1/8/22)
1 - 5x	BLK	1 at Green Bay (1/13/22)
40 at Green Bay (1/13/22)	MIN	40 at Green Bay (1/13/22)

GAME-BY-GAME

Opponent	MIN	FG	3FG	FT	O-D-T	PF	A	TO	B	S	PTS
Anderson	18	1-1	1-1	0-2	2-7-9	2	2	0	0	0	3
at Butler*	20	1-4	0-3	0-1	1-4-5	1	0	0	0	1	2
at Evansville*	29	2-6	1-3	0-0	0-3-3	3	1	0	0	0	5
vs. Denver*	24	3-7	1-4	0-0	2-3-5	3	0	0	0	1	7
vs. TAMUCC*	26	3-7	2-6	2-2	1-6-7	2	2	2	0	1	10
at UTSA*	22	2-4	1-3	0-0	1-1-2	2	0	0	0	1	5
Spalding*	27	2-6	0-3	1-2	2-5-7	1	1	0	0	0	5
Detroit Mercy*	12	0-2	0-1	0-0	0-2-2	2	0	1	0	0	0
Oakland*	20	1-1	0-0	0-0	0-2-2	4	0	2	0	0	2
at Tenn. St.	29	1-4	0-3	0-0	1-4-5	4	4	1	0	0	2
Chicgao St.	24	0-2	0-1	0-0	1-0-1	3	0	2	0	1	0
Morehead St.*	13	0-0	0-0	2-2	2-2-4	2	1	2	0	0	2
at Wright St.*	36	2-3	1-1	0-0	2-4-6	3	2	3	0	6	5
UIC*	37	4-6	1-3	0-0	2-4-6	3	0	4	0	2	9
at Green Bay*	40	3-7	2-4	0-0	2-2-4	3	3	0	1	1	8
at Milwaukee											
at Ohio State											
Wright St.											
Northern Ky.											
at Oakland											
at Detroit Mercy											
Y'town St.											
Robert Morris											
at Purdue FW											
at Cleveland St.											
at UIC											
at Robert Morris											
at Y'town St.											
Milwaukee											
Green Bay											
HL - 1st Rd.											
HL - 2nd Rd.											
HL Semis											
HL Finals											

* denotes starter

CAREER STATS

Season	GP-GS	MIN-Avg	FG	Pct.	3FG	Pct.	FT	Pct.
2020-21	18-13	389-21.6	25-64	.391	13-38	.342	17-23	.739
2021-22	14-12	359-25.6	24-59	.407	9-35	.257	5-7	.714
TOTALS	32-25	748-23.4	49-123	.398	22-73	.301	22-30	.733

Season	O-D-REB-AVG.	PF-DQ	AST	TO	BLK	STL	PTS-PPG
2020-21	24-29-53-2.9	37-0	17	19	4	14	80-4.4
2021-22	17-42-59-4.2	36-0	14	17	1	14	62-4.4
TOTALS	41-71-112-3.5	73-0	31	36	5	28	142-4.4

CAREER/SEASON HIGHS

CAREER HIGH	CATEGORY	SEASON HIGH
13 at Youngstown State (2/19/21)	PTS	9 vs. Oakland (12/4/2021)
9 vs. UIC (2/13/21)	REB	4 - twice
14 vs. UIC (2/12/21)	AST	5 at Green Bay (1/13/2022)
5 at Youngstown State (2/19/21)	FG	3 vs. Oakland (12/4/2021)
7 - 3x	FGA	6 vs. Oakland (12/4/2021)
2 vs. TAMUCC (11/16/2021)	3FG	2 vs. TAMUCC (11/16/2021)
4 - twice	3FGA	4 vs. TAMUCC (11/16/2021)
6 vs. Wright State (1/10/20)	FT	2 vs. Oakland (12/4/2021)
10 vs. Wright State (1/10/20)	FTA	3 vs. Oakland (12/4/2021)
3 - 5x	STL	2 vs. UIC (1/10/22)
1 - twice	BLK	---
38 - 3x	MIN	26 vs. UIC (1/10/22)

GAME-BY-GAME

Opponent	MIN	FG	3FG	FT	O-D-T	PF	A	TO	B	S	PTS
Anderson*	17	2-3	0-0	2-3	0-1-1	1	2	1	0	1	6
at Butler	16	0-0	0-0	0-2	0-1-1	1	1	0	0	0	0
at Evansville	19	1-2	0-0	0-0	0-2-2	5	3	1	0	1	2
vs. Denver	17	1-4	1-3	1-2	0-2-2	1	3	1	0	0	4
vs. TAMUCC	23	2-4	2-4	1-2	0-3-3	2	2	1	0	0	7
at UTSA				did not play							
Spalding				did not play							
Detroit Mercy	22	2-4	1-3	0-0	0-0-0	1	3	3	0	1	5
Oakland	21	3-6	1-3	2-3	1-3-4	2	3	0	0	0	9
at Tenn. St.*	17	0-3	0-1	0-0	0-1-1	0	0	1	0	0	0
Chicgao St.				did not play							
Morehead St.				did not play							
at Wright St.				did not play							
UIC	26	1-4	0-0	1-2	0-1-1	2	3	1	0	2	3
at Green Bay*	17	1-3	1-2	0-0	2-2-4	1	5	0	0	0	3
at Milwaukee											
at Ohio State											
Wright St.											
Northern Ky.											
at Oakland											
at Detroit Mercy											
Y'town St.											
Robert Morris											
at Purdue FW											
at Cleveland St.											
at UIC											
at Robert Morris											
at Y'town St.											
Milwaukee											
Green Bay											
HL - 1st Rd.											
HL - 2nd Rd.											
HL Semis											
HL Finals											


* denotes starter

CAREER STATS

Season	GP-GS	MIN-Avg	FG	Pct.	3FG	Pct.	FT	Pct.
2019-20	32-10	701-21.9	28-82	.341	4-34	.118	22-41	.537
2020-21	18-18	536-29.8	32-72	.444	8-27	.296	18-28	.643
2021-22	9-2	176-19.6	11-30	.367	6-16	.375	5-11	.455
TOTALS	59-30	1413-23.9	71-184	.386	18-77	.234	45-80	.563

Season	O-D-REB-AVG.	PF-DQ	AST	TO	BLK	STL	PTS-PPG
2019-20	22-48-70-2.2	60-1	85	42	0	33	82-2.6
2020-21	10-51-61-3.4	48-2	71	19	2	22	90-5.0
2021-22	3-15-18-2.0	15-1	23	8	0	4	33-3.7
TOTALS	35-114-149-2.5	123-4	179	69	2	59	205-3.5

PLAYER BIOS



AZARIAH SEAY
(AZ-uh-rye-uh) (SAY)

Senior | Guard
6-4 | 195
Montgomery, Ala.
Robert E. Lee (Blinn College)

Birthdate: Dec. 18, 1999 (age 22)
Major: General Studies

#12

CAREER/SEASON HIGHS

CAREER HIGH	CATEGORY	SEASON HIGH
17 vs. Morehead St. (12/21/2021)	PTS	17 vs. Morehead St. (12/21/2021)
9 at Green Bay (1/13/2022)	REB	9 at Green Bay (1/13/2022)
4 vs. Birmingham-Southern (11/14/18)	AST	2 - twice
8 vs. Morehead St. (12/21/2021)	FG	8 vs. Morehead St. (12/21/2021)
18 at Green Bay (1/13/2022)	FGA	18 at Green Bay (1/13/2022)
3 - twice	3FG	3 vs. Chicago State (12/16/2021)
6 at Wright State (1/8/22)	3FGA	6 at Wright State (1/8/22)
3 vs. TAMUCC (11/16/2021)	FT	3 vs. TAMUCC (11/16/2021)
6 vs. TAMUCC (11/16/2021)	FTA	6 vs. TAMUCC (11/16/2021)
4 vs. Chicago State (12/16/2021)	STL	4 vs. Chicago State (12/16/2021)
1 - twice	BLK	1 vs. Oakland (12/4/2021)
35 at Green Bay (1/13/2022)	MIN	35 at Green Bay (1/13/2022)

GAME-BY-GAME

Opponent	MIN	FG	3FG	FT	O-D-T	PF	A	TO	B	S	PTS
Anderson*	19	8-11	4-5	0-0	1-1-2	3	0	1	0	1	20
at Butler	20	2-8	0-4	2-2	2-2-4	3	0	1	0	0	6
at Evansville	12	0-3	0-3	0-0	0-1-1	1	0	2	0	0	0
vs. Denver	23	2-6	1-3	0-0	2-0-2	2	0	0	0	0	5
vs. TAMUCC	19	3-8	0-3	3-6	2-0-2	1	2	2	0	0	9
at UTSA	5	0-0	0-0	0-0	1-0-1	1	1	1	0	0	0
Spalding	18	3-4	1-2	1-2	2-4-6	2	0	3	0	0	8
Detroit Mercy	15	1-2	0-1	0-0	1-2-3	1	1	2	0	1	2
Oakland	9	0-1	0-1	0-0	0-1-1	2	0	2	1	0	0
at Tenn. St.	9	0-3	0-2	0-0	0-3-3	0	0	1	0	0	0
Chicgao St.	20	5-10	3-4	2-2	1-2-3	5	1	0	0	4	15
Morehead St.*	33	8-12	0-3	1-1	1-3-4	4	0	5	0	0	17
at Wright St.*	28	6-17	2-6	2-2	3-2-5	4	0	2	0	2	16
UIC*	18	2-7	0-4	2-2	1-0-1	0	2	0	0	0	6
at Green Bay*	35	7-18	0-3	2-2	1-8-9	2	1	1	0	1	16
at Milwaukee											
at Ohio State											
Wright St.											
Northern Ky.											
at Oakland											
at Detroit Mercy											
Y'town St.											
Robert Morris											
at Purdue FW											
at Cleveland St.											
at UIC											
at Robert Morris											
at Y'town St.											
Milwaukee											
Green Bay											
HL - 1st Rd.											
HL - 2nd Rd.											
HL Semis											
HL Finals											

* denotes starter

CAREER STATS

Season	GP-GS	MIN-Avg	FG	Pct.	3FG	Pct.	FT	Pct.
2018-19*	19-0	127-6.7	12-41	.293	6-24	.250	4-7	.571
2020-21	18-2	250-13.9	40-103	.388	15-49	.306	7-11	.636
2021-22	14-4	264-18.9	39-99	.394	7-39	.179	15-19	.789
TOTALS	32-6	514-16.1	79-202	.391	22-88	.250	22-30	.733

REBOUNDS

Season	O-D-REB-AVG.	PF-DQ	AST	TO	BLK	STL	PTS-PPG
2018-19*	8-9-7-0.9	21-0	8	7	1	6	34-1.8
2020-21	6-20-26-1.4	33-1	13	18	0	8	102-5.7
2021-22	17-28-45-3.2	28-1	8	22	1	8	100-7.1
TOTALS	23-48-71-2.2	61-2	21	40	1	16	202-6.3

*at Alabama State / TOTALS only reflect IUPUI totals



CHUKS ISITUA
(CHOOKS) (ee-see-TOO-uh)

Freshman | Forward/Center
6-11 | 220
Lagos, Nigeria
Jack Yates [Texas]

Birthdate: Nov. 7, 2001 (age 20)
Major: Organizational Leadership

#23

CAREER/SEASON HIGHS

CAREER HIGH	CATEGORY	SEASON HIGH
10 at UTSA (11/17/2021)	PTS	10 at UTSA (11/17/2021)
5 vs. Chicago State (12/16/2021)	REB	5 vs. Chicago State (12/16/2021)
1 - 3x	AST	1 - 3x
4 at UTSA (11/17/2021)	FG	4 at UTSA (11/17/2021)
5 vs. Oakland (12/4/2021)	FGA	5 vs. Oakland (12/4/2021)
---	3FG	---
---	3FGA	---
3 vs. Spalding (11/23/2021)	FT	3 vs. Spalding (11/23/2021)
4 vs. Spalding (11/23/2021)	FTA	4 vs. Spalding (11/23/2021)
2 vs. Detroit Mercy (12/2/2021)	STL	2 vs. Detroit Mercy (12/2/2021)
2 - twice	BLK	2 - twice
24 at UTSA (11/17/2021)	MIN	24 at UTSA (11/17/2021)

GAME-BY-GAME

Opponent	MIN	FG	3FG	FT	O-D-T	PF	A	TO	B	S	PTS
Anderson*	16	2-3	0-0	3-4	1-4-5	1	0	1	0	0	7
at Butler	18	1-1	0-0	2-2	0-0-0	2	0	2	2	0	4
at Evansville	13	1-2	0-0	0-2	0-1-1	1	0	2	0	0	2
vs. Denver	7	0-1	0-0	0-0	0-2-2	4	0	1	0	0	0
vs. TAMUCC	13	2-3	0-0	2-3	0-2-2	4	0	0	0	0	6
at UTSA	24	4-4	0-0	2-2	1-2-3	1	1	1	2	1	10
Spalding	16	1-2	0-0	3-4	1-1-2	4	1	3	1	0	5
Detroit Mercy	17	1-1	0-0	1-2	2-2-4	3	0	0	1	2	3
Oakland	19	2-5	0-0	0-0	0-3-3	5	0	1	0	0	4
at Tenn. St.*	16	0-1	0-0	2-2	2-0-2	2	1	1	1	0	2
Chicgao St.*	12	2-3	0-0	0-2	3-2-5	0	0	1	0	0	4
Morehead St.*	16	1-4	0-0	0-0	1-1-2	1	0	0	0	0	2
at Wright St.	12	2-3	0-0	0-0	1-2-3	1	0	4	0	0	4
UIC	11	2-3	0-0	0-0	0-1-1	2	0	0	0	1	4
at Green Bay	13	0-1	0-0	0-0	0-0-0	4	0	1	0	0	0
at Milwaukee											
at Ohio State											
Wright St.											
Northern Ky.											
at Oakland											
at Detroit Mercy											
Y'town St.											
Robert Morris											
at Purdue FW											
at Cleveland St.											
at UIC											
at Robert Morris											
at Y'town St.											
Milwaukee											
Green Bay											
HL - 1st Rd.											
HL - 2nd Rd.											
HL Semis											
HL Finals											

* denotes starter


CAREER STATS

Season	GP-GS	MIN-Avg	FG	Pct.	3FG	Pct.	FT	Pct.
2021-22	14-3	208-14.9	19-34	.559	0-0	.000	12-19	.632
TOTALS	14-3	208-14.9	19-34	.559	0-0	.000	12-19	.632

REBOUNDS

Season	O-D-REB-AVG.	PF-DQ	AST	TO	BLK	STL	PTS-PPG
2021-22	11-19-30-2.1	34-1	3	17	7	4	50-3.6
TOTALS	11-19-30-2.1	34-1	3	17	7	4	50-3.6

PLAYER BIOS



JONAH CARRASCO (cuh-RASS-ko) #24

Senior | Forward
6-9 | 220
Wichita, Kan.
Wichita North (Otero J.C.)

Birthdate: Jan. 19, 1999 (age 22)
Major: General Studies

CAREER/SEASON HIGHS

CAREER HIGH	CATEGORY	SEASON HIGH
10 vs. UIC (1/10/22)	PTS	10 vs. UIC (1/10/22)
7 at UTSA (11/17/2021)	REB	7 at UTSA (11/17/2021)
2 at Green Bay (1/13/2022)	AST	2 at Green Bay (1/13/2022)
4 - twice	FG	4 - twice
5 vs. Spalding (11/23/2021)	FGA	5 vs. Spalding (11/23/2021)
---	3FG	---
---	3FGA	---
3 - twice	FT	3 - twice
4 - 3x	FTA	4 - 3x
1 - twice	STL	1 at Wright State (1/8/2022)
2 - 4x	BLK	2 - 4x
29 vs. UIC (1/10/22)	MIN	29 vs. UIC (1/10/22)

GAME-BY-GAME

Opponent	MIN	FG	3FG	FT	O-D-T	PF	A	TO	B	S	PTS
Anderson	12	1-7	0-0	0-0	2-2-4	1	0	0	0	0	2
at Butler*	17	1-2	0-0	0-2	0-0-0	3	0	0	1	0	2
at Evansville*	13	3-4	0-0	1-1	0-1-1	2	0	0	0	0	7
vs. Denver*	17	0-1	0-0	0-0	3-3-6	2	0	3	0	0	0
vs. TAMUCC*	6	0-1	0-0	0-0	1-3-4	3	0	0	2	0	0
at UTSA*	15	1-2	0-0	1-2	4-3-7	1	0	0	0	0	3
Spalding*	19	4-5	0-0	0-1	4-2-6	2	0	1	2	0	8
Detroit Mercy*	19	1-3	0-0	3-4	0-2-2	2	1	0	0	0	5
Oakland*	17	0-1	0-0	2-2	0-3-3	1	0	1	0	0	2
at Tenn. St.	12	1-3	0-0	0-0	1-0-1	2	0	1	0	0	2
Chicgao St.	16	0-1	0-0	0-0	2-1-3	1	0	1	2	0	0
Morehead St.	22	0-3	0-0	2-4	3-2-5	4	0	0	1	0	2
at Wright St.*	22	2-4	0-0	1-2	1-2-3	4	0	1	0	1	5
UIC*	29	4-4	0-0	2-2	2-2-4	2	0	3	1	0	10
at Green Bay*	16	1-3	0-0	3-4	2-1-3	5	2	1	2	0	5
at Milwaukee											
at Ohio State											
Wright St.											
Northern Ky.											
at Oakland											
at Detroit Mercy											
Y'town St.											
Robert Morris											
at Purdue FW											
at Cleveland St.											
at UIC											
at Robert Morris											
at Y'town St.											
Milwaukee											
Green Bay											
HL - 1st Rd.											
HL - 2nd Rd.											
HL Semis											
HL Finals											


* denotes starter

CAREER STATS

Season	GP-GS	MIN-Avg	FG	Pct.	3FG	Pct.	FT	Pct.
2020-21	14-0	50-3.6	2-4	.500	0-0	.000	0-1	.000
2021-22	14-11	239-17.1	18-37	.486	0-0	.000	15-24	.625
TOTALS	28-11	289-10.3	20-41	.488	0-0	.000	15-25	.600

REBOUNDS

Season	O-D-REB-AVG.	PF-DQ	AST	TO	BLK	STL	PTS-PPG
2020-21	2-3-5-0.4	10-0	0	6	3	1	4-0.3
2021-22	23-25-48-3.4	34-1	3	12	11	1	51-3.6
TOTALS	25-28-53-1.9	44-1	3	18	14	2	55-2.0



BOSTON STANTON III #25

Freshman | Guard
6-5 | 190
Denver, Colorado
Denver East

Birthdate: Mar. 19, 2003 (age 18)
Major: Psychology

CAREER/SEASON HIGHS

CAREER HIGH	CATEGORY	SEASON HIGH
10 at Wright State (1/8/2022)	PTS	10 at Wright State (1/8/2022)
5 vs. Denver (11/15/2021)	REB	5 vs. Denver (11/15/2021)
3 - 3x	AST	3 - 3x
3 - twice	FG	3 - twice
10 vs. Morehead State (12/21/2021)	FGA	10 vs. Morehead State (12/21/2021)
2 - 3x	3FG	2 - 3x
7 vs. Detroit Mercy (12/2/2021)	3FGA	7 vs. Detroit Mercy (12/2/2021)
2 - 3x	FT	2 - 3x
3 vs. Chicago State (12/16/2021)	FTA	3 vs. Chicago State (12/16/2021)
2 vs. UIC (1/10/22)	STL	2 vs. UIC (1/10/22)
1 vs. TAMUCC (11/16/2021)	BLK	1 vs. TAMUCC (11/16/2021)
32 vs. Morehead State (12/21/2021)	MIN	32 vs. Morehead State (12/21/2021)

GAME-BY-GAME

Opponent	MIN	FG	3FG	FT	O-D-T	PF	A	TO	B	S	PTS
Anderson	23	0-5	0-1	2-3	0-5-5	1	7	2	0	0	2
at Butler*	23	2-4	1-3	0-0	0-1-1	0	3	1	0	1	5
at Evansville*	21	1-6	1-4	0-0	0-3-3	1	1	2	0	0	3
vs. Denver*	18	1-5	0-2	0-2	0-5-5	1	3	2	0	0	2
vs. TAMUCC*	12	1-1	1-1	0-0	0-3-3	1	2	4	1	0	3
at UTSA*	28	2-7	1-2	0-0	0-3-3	2	3	4	0	0	5
Spalding*	26	2-8	2-6	2-2	0-0-0	2	2	3	0	0	8
Detroit Mercy*	19	2-9	2-7	0-0	0-0-0	0	0	2	0	0	6
Oakland*	26	1-8	0-3	0-1	1-0-1	1	0	3	0	0	2
at Tenn. St.*	18	2-5	1-2	0-0	0-3-3	1	0	2	0	0	5
Chicgao St.*	31	2-9	1-5	1-3	0-1-1	2	0	2	0	0	6
Morehead St.*	32	1-10	0-5	2-2	1-1-2	2	1	2	0	1	4
at Wright St.*	26	3-8	2-3	2-2	0-1-1	4	1	2	0	1	10
UIC*	23	3-4	1-1	0-0	0-3-3	0	1	2	0	2	7
at Green Bay*	28	1-5	1-4	1-2	0-3-3	3	2	2	0	1	4
at Milwaukee											
at Ohio State											
Wright St.											
Northern Ky.											
at Oakland											
at Detroit Mercy											
Y'town St.											
Robert Morris											
at Purdue FW											
at Cleveland St.											
at UIC											
at Robert Morris											
at Y'town St.											
Milwaukee											
Green Bay											
HL - 1st Rd.											
HL - 2nd Rd.											
HL Semis											
HL Finals											

* denotes starter

CAREER STATS

Season	GP-GS	MIN-Avg	FG	Pct.	3FG	Pct.	FT	Pct.
2021-22	14-14	333-23.8	24-89	.270	14-48	.292	8-14	.571
TOTALS	14-14	333-23.8	24-89	.270	14-48	.292	8-14	.571

REBOUNDS

Season	O-D-REB-AVG.	PF-DQ	AST	TO	BLK	STL	PTS-PPG
2021-22	2-27-29-2.1	22-0	19	33	1	6	70-5.0
TOTALS	2-27-29-2.1	22-0	19	33	1	6	70-5.0

PLAYER BIOS



DIMITAR PANDEV

(DIM-ee-tar) (PAN-dev)

#33

Senior | Forward

6-10 | 225

Strumica, Macedonia

The Skill Factory (Clarendon College)

Birthdate: Oct. 9, 1997 (age 24)

Major: General Studies

CAREER/SEASON HIGHS

CAREER HIGH	CATEGORY	SEASON HIGH
11 vs. Morehead State (12/21/2021)	PTS	11 vs. Morehead State (12/21/2021)
6 vs. Cleveland State (1/1/21)	REB	5 at Tennessee State (12/10/2021)
3 vs. Cleveland State (1/1/21)	AST	2 vs. Spalding (11/23/2021)
3 - 3x	FG	3 - 3x
7 vs. Tennessee State (12/12/20)	FGA	5 vs. Spalding (11/23/2021)
2 vs. Morehead State (12/21/2021)	3FG	2 vs. Morehead State (12/21/2021)
3 - twice	3FGA	3 vs. Spalding (11/23/2021)
3 vs. Morehead State (12/21/2021)	FT	3 vs. Morehead State (12/21/2021)
6 vs. Morehead State (12/21/2021)	FTA	6 vs. Morehead State (12/21/2021)
1 - twice	STL	1 vs. Spalding (11/23/2021)
1 - twice	BLK	1 at Tennessee State (12/10/2021)
18 vs. Morehead State (12/21/2021)	MIN	18 vs. Morehead State (12/21/2021)

GAME-BY-GAME

Opponent	MIN	FG	3FG	FT	O-D-T	PF	A	TO	B	S	PTS
Anderson	11	2-2	0-0	0-0	2-5-7	2	0	1	0	0	4
at Butler	3	1-1	0-0	0-0	0-0-0	0	0	0	0	0	2
at Evansville	4	0-1	0-0	0-0	0-1-1	0	0	0	0	0	0
vs. Denver	4	0-0	0-0	0-0	0-0-0	0	0	1	0	0	0
vs. TAMUCC	12	1-2	0-0	0-0	0-2-2	0	0	0	0	0	2
at UTSA	1	1-1	0-0	0-0	0-0-0	1	0	0	0	0	2
Spalding	16	3-5	1-3	0-0	1-3-4	0	2	1	0	1	7
Detroit Mercy	4	0-1	0-1	0-0	2-1-3	1	0	2	0	0	0
Oakland	4	0-1	0-0	0-0	1-2-3	1	0	2	0	0	0
at Tenn. St.	13	3-4	0-0	2-3	1-4-5	0	0	1	1	0	8
Chicagao St.	5	0-1	0-0	0-0	0-1-1	0	0	0	0	0	0
Morehead St.	18	3-3	2-2	3-6	1-2-3	4	0	0	0	0	11
at Wright St.	11	0-3	0-1	0-0	1-1-2	1	0	2	0	0	0
UIC	did not play										
at Green Bay	4	0-2	0-1	0-0	0-0-0	0	0	0	0	0	0
at Milwaukee											
at Ohio State											
Wright St.											
Northern Ky.											
at Oakland											
at Detroit Mercy											
Y'town St.											
Robert Morris											
at Purdue FW											
at Cleveland St.											
at UIC											
at Robert Morris											
at Y'town St.											
Milwaukee											
Green Bay											
HL - 1st Rd.											
HL - 2nd Rd.											
HL Semis											
HL Finals											

* denotes starter


CAREER STATS

Season	GP-GS	MIN-Avg	FG	Pct.	3FG	Pct.	FT	Pct.
2020-21	7-3	60-8.6	4-17	.235	2-8	.250	1-3	.333
2021-22	13-0	99-7.6	12-25	.480	3-8	.375	5-9	.556
TOTALS	20-3	159-8.0	16-42	.381	5-16	.313	6-12	.500

REBOUNDS

Season	O-D-REB-AVG.	PF-DQ	AST	TO	BLK	STL	PTS-PPG
2020-21	5-8-13-1.9	5-0	4	4	1	1	11-1.6
2021-22	7-17-24-1.8	8-0	2	9	1	1	32-2.5
TOTALS	12-25-37-1.9	13-0	6	13	2	2	43-2.2

2021-2022 REDSHIRTS



ZACH GUNN

#15

Grad Student | Forward

6-6 | 210

Fishers, Ind.

Hamilton Southeastern (Ball State)

Birthdate: Nov. 6, 1998 (age 23)

Major: Organizational Leadership MS

CAREER/SEASON HIGHS

CAREER HIGH	CATEGORY	SEASON HIGH
17 vs. Tiffin (11/27/18)	PTS	
9 at Buffalo (1/29/19)	REB	
4 vs. Toledo (2/17/18)	AST	
5 - 3x	FG	
13 vs. Kent State (3/8/18)	FGA	
5 vs. Kent State (3/8/18)	3FG	
11 vs. Kent State (3/8/18)	3FGA	
5 - twice	FT	
6 - twice	FTA	
1 - 11x	STL	
3 at Bucknell (11/22/17)	BLK	
28 vs. Kent State (2/2/19)	MIN	


CAREER STATS

Season	GP-GS	MIN-Avg	FG	Pct.	3FG	Pct.	FT	Pct.
2017-18*	25-0	359-14.4	40-110	.364	23-72	.319	21-27	.778
2018-19*	27-0	386-14.3	44-110	.400	34-95	.358	23-28	.821
2019-20*	Did not play - redshirted							
2020-21*	17-3	176-10.4	20-46	.435	14-35	.400	4-5	.800
TOTALS	0-0	0-0.0	0-0	.000	0-0	.000	0-0	.000

REBOUNDS

Season	O-D-REB-AVG.	PF-DQ	AST	TO	BLK	STL	PTS-PPG
2017-18*	12-58-70-2.8	53-3	18	24	9	5	124-5.0
2018-19*	10-67-77-2.9	50-3	11	9	2	4	145-5.4
2019-20*	Did not play - redshirted						
2020-21*	7-30-37-2.2	30-1	7	6	2	2	58-3.4
TOTALS	0-0-0-0.0	0-0	0	0	0	0	0-0.0

*at Ball State | TOTALS only reflect IUPUI totals



KALEB EDWARDS

#11

Freshman | Guard

6-3 | 175

Fishers, Ind.

Guerin Catholic

Birthdate: May 22, 2003 (age 18)

Major: Business



DEREK PETERSEN

#20

R-Freshman | Guard

6-2 | 175

Greenwood, Ind.

Greenwood Christian (Hope College)

Birthdate: May 21, 2001 (age 20)

Major: Computer Engineering

2022-2023 SIGNEES



KHARYE CAYNE

Junior | Forward
6-10
Raleigh, N.C.
USC Salkehatchie

QUICK NOTES

- Averaged 7.6 points, 8.8 rebounds and 4.5 blocked shots per game as a red-shirt freshman at USC Salkehatchie while shooting 61 percent from the floor and 46 percent from three-point range
- Was invited to the All-American JUCO Showcase in July 2021
- Redshirted as a true freshman at Hutchinson J.C. in 2019-20




COOPER DEWITT

Junior | Guard
6-6
Pasco, Wash.
North Idaho College

QUICK NOTES

- Averaged 8.8 points, 4.5 rebounds and 4.3 assists per game as a freshman at North Idaho College while shooting 50 percent overall and 41.2 percent from three in 2020-21
- Named Mid-Columbia Conference Player of the Year and Defensive Player of the Year as a senior at Chiawana (Wash.) High School after averaging 14 points and 6 assists per game




DAYLAN HAMILTON

Junior | Guard
6-3
Houston, Texas
Triton College

QUICK NOTES

- Played the 2020-21 season at Western Michigan where he averaged 3.0 points and 0.9 rebounds per game in 15 appearances
- Averaged 26 points per game as a senior at Klein Forest (Texas) High School, earning Texas Association of Basketball Coaches' Class 6A First Team All-State honors
- Named the District 15-6A Most Valuable Player and All-Region honoree




AMHAD JARRARD

Freshman | Guard
6-5
Indianapolis, Ind.
Mt. Vernon H.S.

QUICK NOTES

- 2021 Hancock County Player of the Year and two-time Hoosier Heritage Conference honoree
- Was an honorable mention underclass All-State selection
- Averaged 12.9 points, 3.5 rebounds and 2.6 assists per game as a junior while shooting 55 percent from the floor
- Averaged 10.7 points, 4.7 rebounds and 3.4 assists per game his sophomore season



ARMON JARRARD

Freshman | Guard
6-3
Indianapolis, Ind.
Mt. Vernon H.S.

QUICK NOTES

- Named First Team All-Hancock County as a junior and underclass All-State
- Averaged 12.8 points, 4.0 rebounds, 2.3 assists and 2.2 steals per game as a junior while knocking down 42 percent from three-point range
- He and his twin brother helped Mt. Vernon to a 17-7 mark as juniors and a sectional title

FORMER JAGUARS IN THE PROS

George Hill - Milwaukee Bucks (NBA)

- averaging 7.7 ppg, 3.4 rpg and 2.5 apg this season
- 14th season in the NBA
- averages 10.9 ppg, 3.1 rpg and 3.1 apg for his career (841 games)

Elyjah Goss - Borås Basket (Sweden)

- averaging 8.5 ppg and 6.5 rpg in his first season
- Borås Basket (10-5) is ranked No. 3 in the Sweden Basketligan and is amidst a six-game winning streak

Marcus Burk - Grand Rapids Gold (NBA G League)

- averaging 6.6 ppg and ranks among the league leaders in 3FG% (44.7%)
- was recently flanked by four former NBA players on the court for Grand Rapids: Isaiah Thomas, Lance Stephenson & Nik Stauskas

Ahmed Ismail - Doha Club (Saudi Arabia)

- Averaging 25.0 ppg, 16.0 rpg and 1.5 bpg in four games for Doha
- Recently had a double-double of 26 pts, 31 reb and 4 blk

Alex Young - Al Sharjah (UAE ULB)

Robert Glenn - Metros (Dominican Republic LNB)

D.J. McCall - Albacete (Spanish LEB Silver)

Kellon Thomas - Columbus Condors (TBL)



LAST FOUR BOX SCORES

GAME #11 • MOREHEAD STATE 80, IUPUI 52 (INDIANAPOLIS - INDIANA FARMERS COLISEUM)

Morehead St. - 80				Record: 8-5																	
NO.	Name	Min	FG		3P	FT		Rebounds		Fouls		TP	AS	TO	ST	Blocks		+/-	Shooting By Period		
			M	A	M	A	OR	DR	TT	PF	FD					BS	BA				
4	Johni Broome	F 27:36	5-8	0-1	3-5	5	6	11	1	5	13	2	2	2	0	0	28	1st FG%	12.26	46.2%	
5	Skyelar Potter	G 23:09	1-6	0-5	4-4	2	1	3	3	7	6	2	1	0	0	0	15	3PT%	7-16	43.8%	
21	Tray Hollowell	G 30:10	5-9	4-7	3-3	0	3	3	2	2	17	3	3	1	0	0	15	FT%	11-13	84.6%	
24	Jake Wolfe	G 21:28	3-6	1-3	2-2	1	1	2	1	4	9	0	1	1	1	0	25	2nd FG%	13-25	52.0%	
55	Talon Cooper	G 24:07	0-3	0-1	0-0	0	4	4	2	0	0	2	1	0	0	0	16	3PT%	4-10	40.0%	
2	Jaylen Seebree	15:29	2-2	0-0	0-0	1	0	1	1	1	4	0	1	0	0	0	10	FT%	8-12	66.7%	
11	Jaylon Hall	24:11	5-8	4-5	1-2	1	1	2	2	15	3	1	2	1	0	0	33	GM FG%	25-51	49.0%	
22	Lu Bryan	08:40	1-2	0-0	4-4	4	2	6	2	1	6	0	0	0	0	0	-6	3PT%	11-26	42.3%	
3	Drew Thelwell	12:03	2-3	2-3	0-0	0	1	1	1	0	6	0	1	0	0	0	9	FT%	19-25	76.0%	
0	Tyzhau Claude	06:47	1-3	0-0	2-2	0	1	1	0	2	4	2	1	0	0	0	-1	Dead Ball Rebounds: 3.0			
1	Tucson Redding	05:02	0-0	0-0	0-0	0	0	0	0	2	0	0	0	0	0	0	-4				
15	Braden May	01:18	0-1	0-1	0-3	0	0	0	0	1	0	0	0	0	0	0	0				
Team						0	0	0			0										
Totals				25-51	11-26	19-25	14	20	34	17	24	80	14	12	6	2	1	28	Technical Fouls: NONE		

Technical Fouls:NONE

IUPUI - 52													Record: 1-10												
NO. Name	Min	FG		3P		FT		Rebounds		Fouls		TP	AS	TO	ST	Blocks		+/-	Shooting By Period						
		M	A	M	A	M	A	OR	DR	TOT	PF					FD	BS					BA	1st FG	2nd FG	3rd FG
23 Chuks Isitua	F 16:34	1-4	0-0	0-0	0-0	1	1	2	1	2	0	0	0	0	0	0	0	-20	1st FG	10:25	40.0%				
00 B.J. Maxwell	G 31:20	1-7	1-6	0-0	0	1	1	4	0	3	0	1	0	0	0	0	-20	3PT	0-9	0.0%					
5 Nathan McClure	G 13:14	0-0	0-0	2-2	2	2	4	2	2	1	2	0	0	0	0	0	-7	FT	3-7	42.9%					
12 Azariah Seay	G 33:32	8-12	0-3	1-1	1	3	4	1	17	0	5	0	0	0	0	0	-28	2nd FG	9:25	36.0%					
25 Boston Stanton III	G 31:38	1-10	0-5	2-2	1	1	2	2	1	4	1	2	1	0	1	0	-24	3PT	3-7	42.9%					
4 Bakari LaStrap	34:46	5-11	0-0	1-1	2	2	4	3	11	3	5	0	0	0	0	0	-28	GM FG	19:50	38.0%					
24 Jonah Carrasco	21:17	0-3	0-0	2-4	3	2	5	4	2	0	0	0	0	1	1	0	-11	3PT	3-6	18.8%					
33 Dimitar Pandev	17:39	3-3	2-2	3-6	1	2	3	4	3	11	0	0	0	0	0	0	-2	FT	11-16	68.8%					
Team					2	1	3		0	1								Dead Ball Rebounds: 3.0							
Totals		19-50	3-16	11-16	13	15	28	24	17	52	5	16	1	1	2	0	-28	Technical Fouls:NONE							

Technical Fouls:NONE

	MSU	IUPUI				
Biggest lead	32 (2 nd 13:02)	2 (1 st 19:29)	Points from Turnovers	26	4	
Best Scoring Run	12(1 st 8:56)	5(1 st 6:37)	Paint	20	24	
Lead Changes	3		Second Chance	16	2	
Times Tied	2		Fast Breaks	21	8	
Time with Lead	35:47	02:38	Bench	35	24	

GAME #13 • UIC 67, IUPUI 65 (INDIANAPOLIS - INDIANA FARMERS COLISEUM)

UIC - 67		Record: 5-8 (1-3)																		
NO. Name	Min	FG M-A	3P M-A	FT M-A	Rebounds OR DR TOT	Fouls PF FD	TP	AS	TO	ST	Blocks BS BA	+/-								
23 Zion Griffin	F 26:26	6-11	2-6	1-1	2 1 3	2 2	15	0	1	0	1 1	5								
50 Filip Skobalj	F 29:54	3-8	1-4	0-0	3 5 8	2 0	7	1	5	0	0 0	7								
0 Jace Carter	G 29:18	5-9	1-3	0-1	2 1 3	3 1	11	1	1	1	0 0	7								
13 Kevin Johnson	G 38:03	4-9	1-4	8-8	0 2 2	2 6	17	6	2	3	0 0	5								
20 Jamie Ahale	G 17:15	2-6	2-6	0-0	0 1 1	1 1	6	0	1	0	0 0	-2								
10 Jalen Johnson	16:00	1-2	1-2	0-0	0 0 0	0 0	3	1	1	0	0 0	-5								
4 Brandon Battle	13:19	0-0	0-0	0-0	0 0 0	0 0	0	0	0	0	1 0	-6								
5 Jalen Warren	27:20	3-4	1-2	1-3	0 1 1	1 4	8	3	2	2	0 0	4								
15 Griffin Yaklich	02:25	0-0	0-0	0-0	0 0 0	1 0	0	0	1	0	0 0	-5								
Team					1 4 5		0		0											
Totals		24-49	9-27	10-13	8 15 23	12 14	67	12	14	6	2 1	2								
													Technical Fouls:NONE							
													Shooting By Period							
													1 st FG% 11-27 40.7%							
													3PT% 6-18 33.3%							
													FT% 1-1 100%							
													2 nd FG% 13-22 59.1%							
													3PT% 3-9 33.3%							
													FT% 9-12 75%							
													GM FG% 24-49 48.0%							
													3PT% 9-27 33.3%							
													FT% 10-13 76.9%							
													Dead Ball Rebounds: 1,0							

Technical Fouls:NONE

IUPUI - 65													Record: 1-12 (0-4)			
------------	--	--	--	--	--	--	--	--	--	--	--	--	--------------------	--	--	--